

**NATIONAL WOOL GROWERS ASSOCIATION PROGRAMME FOR COMMUNAL
FARMERS IN AMAHLATHI LOCAL MUNICIPALITY**

By

PRECIOUS NOMANTANDE YEKI

Submitted in partial fulfilment of the requirements for the degree (MASTERS OF ARTS IN
DEVELOPMENT STUDIES) (COURSEWORK) in the Faculty of Business and Economic
Sciences at the Nelson Mandela University

DECEMBER 2020

PROFESSOR DEON PRETORIUS

DECLARATION



NAME: PRECIOUS NOMANTANDE YEKI
STUDENT NUMBER: 212217496
QUALIFICATION: MASTERS OF ARTS IN DEVELOPMENT STUDIES
(COURSEWORK)
TITLE OF PROJECT: NATIONAL WOOL GROWERS ASSOCIATION
PROGRAMME FOR COMMUNAL FARMERS IN AMAHLATHI LOCAL MUNIIPALITY

In accordance with Rule G5.6.3, I hereby declare that the above-mentioned treatise is my own work and that it has not previously been submitted for assessment to another University or for another qualification.

A handwritten signature in black ink, appearing to be "N. Nomantande Yeki".

5 December 2019

.....

.....

SIGNATURE:

DATE:

ABSTRACT

By 2030, the majority of the world's population will live in urban areas and the farming populations we see today will be less. For the foreseeable future, meeting the needs of the future means confronting the problems that small farmers face in their daily struggle. The South African experience in relation to the agricultural sector is still principally dualistic, comprising of the large-scale commercial farming dominated by white farmers as well as small-scale sectors dominated by black farmers and this is distinctive in the local context of writings on agricultural and rural development. As a result, the government has adopted various approaches to promote transformation in the sector, with mixed results. The well-known are the agricultural development programmes and black farmer empowerment programmes which also include land reform. This paper reviews one of the agricultural development programmes which seek to empower small holder farmers. The study assesses the impact of the National Wool Growers Association (NWGA) Wool Programme on the communal farmers productivity and agricultural income in Amahlathi Local Municipality. The NWGA has been the custodian for transformation and it has been a good vehicle to represent all wool producers in South Africa. The research discovered that the programme has a positive influence on productivity and agricultural income, yet there is a room for improvement both for the NWGA and the government. It was highlighted that the programme offers extension services, infrastructure for shearing shed, wool and carcass competition, shearing training to both shearers and wool farmers. The study also found that women and youth need to be included, in the programme.

Key words: NWGA Wool Programme, communal farmers, agricultural productivity, agricultural income, rural development

ACKNOWLEDGEMENT

- Many thanks to my supervisor, Prof Deon Pretorius, who has been my greatest help in this project.
- The research participants within Amahlathi Local Municipality who added value in this study and made it complete, you are highly appreciated.
- My financial sponsors, I am grateful.
- Lastly, the National Agricultural Marketing Council and all the colleagues who have been supportive particularly Dr Ndumiso Mazibuko.

Thank you!

DEDICATION

To my sons, daughters and my entire family, Amantande, ooDlomo, ooDiba, ooSophitsho.

LIST OF ACRONYMS AND ABBREVIATIONS

DAFF	Department of Agriculture, Forestry and Fisheries
DPME	Department of Planning, Monitoring and Evaluation.
FAO	Food and Agriculture Organisation
LED	Local Economic Development
NWGA	National Wool Growers Association
SDG	Sustainable Development Goal
NDP	National Development Plan
UN	United Nations

LIST OF TABLES

	Page
Table 1: Representation of respondents	35
Table 2: Impact on income	37
Table 3: Decline or growth in sheep production per farmer	40

LIST OF FIGURES

	Page
Figure 1: Map of the Amahlathi local municipality and surrounding municipalities	5
Figure 2: Distribution of sheep per province.....	16
Figure 3: Composition of sheep livestock.....	17
Figure 4: Agricultural Productivity Estimates from 1910-2008.....	19
Figure 5: World wool production by country	20
Figure 6: Wool production by provinces	22
Figure 7: Map of the study area	32
Figure 8: Sheering shed.....	34
Figure 9: Map of the initial themes relating to the study	36
Figure 10: Wool sorting equipment	39
Figure 11: Wool pressor.....	39
Figure 12: Livelihood aspirations.....	41
Figure 13: Dipping facility	44

LIST OF APPENDICES

	Page
APPENDIX 1: INTENTION TO SUBMIT TREATISE	54
APPENDIX 2: TREATISE LEARNING AGREEMENT	55
APPENDIX 3: ETHICS FORM.....	58
APPENDIX 4: TURNITIN REPORT	60
APPENDIX 5: RESEARCH REQUEST	61
APPENDIX 6: RESEARCH QUESTIONNAIRE	62
APPENDIX 7: LETTER FROM EDITOR.....	72

TABLE OF CONTENTS

	Page
DECLARATION.....	I
ABSTRACT	II
ACKNOWLEDGEMENT	III
DEDICATION	IV
LIST OF ACRONYMS AND ABBREVIATIONS.....	V
LIST OF TABLES.....	VI
LIST OF FIGURES.....	VII
LIST OF APPENDICES.....	VIII

CHAPTER 1

INTRODUCTION AND CONTEXT

1.1	BACKGROUND	1
1.2	PROBLEM DEFINITION.....	2
1.3	DEFINITION OF KEY TERMS.....	2
	1.3.1 Subsistence farmers	2
	1.3.2 Smallholder farmers.....	2
	1.3.3 Commercial farmers.....	3
	1.3.4 Rural development.....	3
	1.3.5 Agricultural productivity	4
1.4	RESEARCH QUESTION	4
	1.4.1 Research Problem Sub-Foci	4
1.5	THE RESEARCH AIMS AND OBJECTIVES	4
	1.5.1 Research Aims.....	4
	1.5.2 Research Objectives.....	5

1.6	SCOPE OF THE STUDY	5
1.7	SIGNIFICANCE OF THE STUDY	6
1.8	SUMMARY	6
1.9	OUTLINE OF THE STUDY	7

CHAPTER 2

LITERATURE REVIEW

2.1	INTRODUCTION	8
2.2	STATE OF RURAL AREAS IN SOUTH AFRICA.....	8
2.2.1	The National Development Plan (NDP): An Integrated and Inclusive Economy	9
2.3	BACKGROUND OF SOUTH AFRICAN AGRICULTURAL SECTOR	11
2.3.1	Reality of South Africa’s agricultural sector.....	12
2.3.2	Agricultural production economic outlook.....	14
2.3.3	Sheep production.....	16
2.3.4	Total agricultural productivity	19
2.4	OVERVIEW OF THE WOOL INDUSTRY	20
2.4.1	Global overview	20
2.5	SOUTH AFRICA’S WOOL SECTOR.....	21
2.5.1	Historic overview.....	21
2.5.2	Wool Production in South Africa	21
2.5.3	Production areas.....	21
2.5.4	Marketing	23
2.5.5	Marketing arrangements	23
2.5.6	Exports.....	24
2.6	PROJECT PROFILE: NATIONAL WOOL GROWERS ASSOCIATION WOOL PROGRAMME.....	24

CHAPTER 3

RESEARCH DESIGN AND METHODOLOGY

3.1	INTRODUCTION	26
3.2	RESEARCH PARADIGM.....	26
3.2.1	Interpretivist epistemology	26
3.2.2	Research Approach	27
3.3	RESEARCH DESIGN	28
3.3.1	Case study	28
3.3.2	Sampling procedure.....	28
3.3.3	Data collection tools.....	29
3.3.4	Data Analysis	29
3.3.4.1	<i>Objective A</i>	30
3.3.4.2	<i>Objective B</i>	30
3.3.4.3	<i>Objective C</i>	30
3.3.5	Research limitations.....	31
3.4	SCOPE OF THE STUDY	32
3.5	ETHICAL CONSIDERATIONS	33

CHAPTER 4

RESEARCH FINDINGS AND DISCUSSION

4.1	INTRODUCTION	34
4.2	PARTICIPANTS DESCRIPTION BY PARTICIPATION	35
4.3	KEY FINDINGS	35
4.3.1	The impact of the wool programme in enhancing communal farmers income	36
4.3.2	The Impact of the Wool Programme on agricultural production of communal farmers	39
4.3.3	Constraints and opportunities of participation in the wool programme.....	42

4.3.3.1	<i>Value -adding</i>	42
4.3.3.2	<i>Services by NWGA</i>	42
4.3.3.3	<i>Representation of communal farmers within wool industry...</i>	43
4.3.3.4	<i>Communal land</i>	43
4.3.3.5	<i>Stock theft</i>	43
4.3.3.6	<i>Sheered wool</i>	43
4.3.3.7	<i>Ram exchange</i>	43
4.3.3.8	<i>Infrastructure</i>	44
4.4	CONCLUSION.....	44

CHAPTER 5

SUMMARY, RECOMMENDATIONS AND CONCLUSIONS

5.1	INTRODUCTION	45
5.2	SUMMARY	45
5.3	RECOMMENDATIONS	45
5.3.1	Prioritizing agriculture and agro-industry.....	46
5.3.2	Improved transparency	46
5.3.3	Reporting of wool exported	46
5.3.4	Improved coordination and implementation of agricultural strategies	46
5.3.5	Women and youth	47
5.3.6	One herd project	47
5.3.7	Extension officer	47
5.3.8	Expansion of the programme scope to include marketing of the carcass.....	48
5.3.9	Reduce sheep theft	48
5.3.10	Outcomes over activities	48
5.3.11	Improved communication channels.....	48
5.3.12	Farmer skills and development	48

5.4	CONCLUSION.....	48
5.5	FURTHER RESEARCH ISSUES.....	49
	REFERENCES.....	50
	APPENDICES	54

CHAPTER 1

INTRODUCTION AND CONTEXT

1.1 BACKGROUND

One of the critical elements in sustaining food production is to improve the living conditions of rural communities by assisting especially small farmers in enhancing their agricultural productivity and their incomes and to provide access to land. Gwanya (2010) argues that various policy and institutional measures have been established to improve the lives of the rural communities and to redevelop rural economies, but limited success has been achieved (United Nation, 2008). Many commitments have been made towards the social upliftment of people in their communities by benefiting both farm and non-farm beneficiaries such as farm workers, small-scale land owners, household producers, food garden producers, rural and micro-entrepreneurs.

Evidence indicates that investment in agriculture is more effective in reducing poverty, particularly amongst the poorest people, than investment in non-agricultural sectors (FAO,2017). Therefore, there is a high demand for more research on issues pertinent to smallholder or communal farmers in rural areas. The Food and Agriculture Organization (FAO) (2017) elaborates that to meet the Sustainable Development Goals of eradicating hunger and poverty, investments in agriculture and rural areas has a high potential of eliminating the structural constraints that poor rural people encounter (FAO,2017).

Against this background, a number of initiatives have been undertaken to address the rural development. In an attempt to address these problems, the Amatole District Municipality, along with various stakeholders, has implemented a number of local economic development projects aimed at improving the well-being of communities through the creation of job opportunities and sustainable livelihoods. One of the initiatives has been in the scope of wool production. The National Wool Growers Association (NWGA) and many other organisations have played a vital role in assisting black communal farmers.

1.2 PROBLEM DEFINITION

Despite the fact that South Africa has implemented several successful rural poverty-relief initiatives, rural poverty continues to strain rural development efforts. One of the more critical elements in poverty alleviation is to improve the living conditions of rural communities by assisting especially smallholder farmers in enhancing their agricultural productivity and their incomes and to provide access to land (UN,2008:10). Therefore this research aims to assess the impact of the NWGA Wool Programme on the communal farmer's income and agricultural productivity in the Amahlathi Local Municipality.

1.3 DEFINITION OF KEY TERMS

1.3.1 Subsistence farmers

The term 'subsistence farmers' refer to a category of farmers that, due to resource constraints, and using limited technology, produce food to supplement their household food needs, with little or no selling of produce to the market. Todaro and Smith (2015:456) states that subsistence farming is a type of farming in which crop production, stock rearing and other activities are conducted mainly for personal consumption. This type of farming is performed on small plots of land where life for the majority of African people its mostly agricultural- based economies.

1.3.2 Smallholder farmers

The use of "*communal farmers*" in this study is understood to have the same meaning as "*smallholder farmers*". In South Africa, agriculture is among the key sectors of the economy and supports most rural communities. Holland (2017;25) states that the smallholder can be interchanged with small-scale, which means that the farmer has limited resources relative to other commercial farmers in the sector and they own small plots of land on which they farm subsistence products where, in most instances, labour is provided by family members. Small holder farmers are also characterised by outdated technologies if there is even any, low farming returns, intensive labour demand, limited access to finance, information and markets. Smallholder farmers continue to face various challenges such as a lack of land ownership, transactional costs, low literacy levels, high levels of poverty and poor standards of living compared

to white commercial farmers. Amujoyegde *et al.*, (2011) indicates that smallholder farmers prefer to utilise a mixed crop farming system, which often leads to poor yields and low financial returns. The majority of smallholder farmers in the country engage in primary agricultural production and therefore the majority live in rural areas and rely on agriculture as the main source of income and employment. The National Development Plan (2012) reports that the livelihoods of half the smallholder farmers is improved since they farm 5 hectares of land and these farmers employ themselves and two others. Smallholder farmers produce food for home consumption, but they also sell the surplus produce to the market. Due to the erratic nature of their production, less successful smallholders will sometimes regress into the resource subsistence category. Yet the more successful ones will graduate into the commercial category. This category is therefore intermediate between subsistence and commercial.

1.3.3 Commercial farmers

This category of farmers produces primarily for the market and makes a considerable living from farming. In practical terms, in order to be classified as commercial, the farm income must exceed a minimum economic size. Due to the expensive nature of capital formation and implementation of technological processes, the landowners of such farms are often large in scale to counteract the low returns on investment of the sector.

1.3.4 Rural development

The United Nations Economic Commission for Africa (UNECA, 2010) indicates that rural development is a means of bringing about enduring changes to the sustainable operations of the rural agricultural sector in a manner that productivity and output is increased, and the technology and techniques of production are radically revolutionised with a consequently enhanced standard of living. Therefore, rural development in the context of this study constitutes a development effort to increase agricultural productivity and the income of the wool farmers in the Amahlathi Local municipality.

1.3.5 Agricultural productivity

This term has also incorrectly and interchangeably been used with production. In reality, production refers to the volume of output, while productivity signifies the output in relation to resources that have been expended. It is commonly agreed that productivity is the ability of a production system to produce more economically and efficiently. Therefore, agricultural productivity can be defined as a measure of efficiency in an agricultural production system which employs land, labour, capital and other related resources.

1.4 RESEARCH QUESTION

What is the impact of the NWGA Wool Programme on communal farmers in the Amahlathi Local Municipality?

1.4.1 Research Problem Sub-Foci

The research, among others, focuses on the following research questions:

- What is the impact of the wool programme in enhancing communal farmers income?
- What is the impact of the wool programme on agricultural production of communal farmers?
- What are the specific constraints and opportunities of participation in the wool programme?

1.5 THE RESEARCH AIMS AND OBJECTIVES

1.5.1 Research Aims

This study is aimed at:

- Investigating and analysing the impact of the NWGA Wool Programme on the communal farmers productivity and agricultural income in the Amahlathi Local Municipality.
- Highlight the specific constraints and opportunities of participation in the wool programme.

1.5.2 Research Objectives

The following are specific objectives that the study will achieve:

- To examine the impact of the wool programme in enhancing communal farmers income.
- To determine the impact of the wool programme on agricultural production of communal farmers.
- Identifying the specific constraints and opportunities of participation in the wool programme.

1.6 SCOPE OF THE STUDY



Figure 1: Map of the Amahlathi local municipality and surrounding municipalities

Source: *municipalities.co.za*

South Africa is classified as an upper middle-income country with one of the most skewed income distributions in the world. Within South Africa, the Eastern Cape Province is the poorest province. South Africa is characterised by unequal growth and development, high poverty rates, an underdeveloped economy low levels of skills development and low levels of access to basic services and infrastructure. Within the country, Local Economic Development (LED) has had a difficult birth in South Africa with regards to accomplishing its objectives of job creation and poverty alleviation.

According to Stats SA (2019), while looking at the provincial asset profiles, Eastern Cape and Kwa-Zulu Natal were the most unequal provinces, while Limpopo was the least unequal between 2009 and 2015. Overall, asset inequality has decreased over time for all provinces, except for the Northern Cape and Free State.

Furthermore, the Amahlathi local municipality is located in the Northern fragment of the Amatole District Municipality in the Eastern Cape Province. This local municipality is 4266.21km in extent and the municipality's jurisdiction comprises of Stutterheim, Keiskammahoek, Cathcart and Kei Road. Strategically-positioned, both Stutterheim and Cathcart are situated on the N6 road with access to the rail and road network. Within the municipal jurisdiction, Keiskammahoek is the agricultural hub with a majority of the population active within the agricultural sector. The main municipal offices are situated in Stutterheim, but there are satellite offices in Cathcart, Kei road and Keiskammahoek.

Additionally, the Amahlathi Municipality comprises of 20 wards and is characterised by a range of settlement patterns and associated land uses, including formal and informal rural settlement areas, formal urban areas and extensive, privately owned farmland (Amahlathi Local Municipality IDP ,2017).

1.7 SIGNIFICANCE OF THE STUDY

The study has provided the researcher an opportunity to explore and investigate the impact of the NWGA wool programme, particularly on the productivity and agricultural income of communal farmers. In addition, it explores the challenges and opportunities posed by participating in the NWGA wool programme. Furthermore, these findings as well as the recommendations made by the researcher, are going to provoke a policy direction for proper planning, implementation, monitoring and evaluation of rural development projects focusing on sustainable integrated rural development.

1.8 SUMMARY

The overall aim of this research was to assess the impact of the NWGA Wool Programme on the communal farmers in the Amahlathi Local Municipality. Various stakeholders, particularly the government, have initiated many programmes that are aimed at improving the livelihoods of the rural people, but the impact of these initiatives

has little or no impact to the directly affected groups. Additionally, the findings of this study will provide insights into the realities of communal wool farmers, specifically those in the Amahlathi Local Municipality. The study has unravelled both constraints and opportunities for further development of this wool programme.

1.9 OUTLINE OF THE STUDY

Chapter 1: Introduction. This chapter articulates the beginning stages of the research, laying the foundation for the chapters to follow and briefly outlining what the other chapters entail. A brief outline of how agriculture has always been prioritised on bringing about rural development is given. Additionally, key definitions that are important in understanding the study are highlighted.

Chapter 2: Literature. Presented in this chapter is an overview of earlier studies that are related and relevant to the study topic. A more in-depth background of the South Africa's agricultural sector, policies that affect rural development, the local and global wool industry and lastly a brief background on the National Wool Growers Association wool programme.

Chapter 3: Methodology. Chapter 3 of this study explains the research methods that were applied and elaborates on the methodology.

Chapter 4: Findings and interpretation of data. This chapter presents the key findings, which directly answer the aims and objectives of the study.

Chapter 5: Recommendations and conclusion. As the final chapter of the study, this chapter presents conclusions and recommendations to the study.

CHAPTER 2

LITERATURE REVIEW

2.1 INTRODUCTION

This chapter presents the review of literature pertinent to the study. The purpose of this chapter is to clarify the literature review, which informed the study. Literature on a global, regional and local context is reviewed in detail. The chapter starts by exploring the state of rural areas in South Africa. This is followed by the illustration of the background of the South African agricultural sector, which alternately informs the current realities in the sector. In this chapter the researcher reviews literature on the entire wool sector inclusive of the global and local trends. The presentation of the profile of the National Wool Growers Association wool programme is also given. The chapter further delves into the various challenges faced by the wool communal farmers.

2.2 STATE OF RURAL AREAS IN SOUTH AFRICA

It is reported (FAO, 2017;4) that in the past three decades there has been an unprecedented achievement in reducing poverty in rural areas, yet eradicating extreme poverty and halving poverty by 2030, are still two of our greatest challenges. Today, about 767 million people continue to live in extreme poverty and two thirds of those people are living in extreme living conditions in the rural areas, while the majority of these people are concentrated in the Sub-Saharan Africa and South Asia areas. Furthermore, development in reducing poverty has not been synonymous with economic and social equality, indicating that economic growth in the last decades has not been inclusive enough. For example, the poorest of the poor in the rural areas have not seen their livelihoods improve in the last 30 years. While inequality among countries has narrowed, within-country inequality has increased between rural and urban areas and between genders (FAO,2017:4).

South Africa is classified as an upper middle-income country with one of the most skewed distributions of income in the world and the Eastern Cape is the poorest

province out of the nine provinces. South Africa is characterised by unequal growth and development, high poverty rates, an underdeveloped economy low levels of skills development and low levels of access to basic services and infrastructure. LED has had a difficult birth in South Africa with regards to accomplishing its objectives of job creation and poverty alleviation.

McCann (2016) reports that the Amahlathi local Municipality is largely rural with an urbanisation rate of 27.66% and with 70.1% of people living on tribal homelands. About 48.22%, which is less than half of all households, own their properties, of which the 86.25% majority are fully paid-up owners. In the Amahlathi local municipality there are 75 unsettled land claims comprising of 42 seeking financial compensation while the remaining 33 claims of land are for livestock (11), subsistence (8), citrus (2), maize (1), conservation/game (1) farming, forestry (7) and housing (3). The coverage of police stations by area and population size is favourable, although the crime rate is higher than the average Provincial and District rates. Amahlathi claims high rates of 77.49% poverty and 60.22% unemployment, which leads to a relatively high dependency ratio. Amahlathi is home to a fairly large proportion of people who are aged under 20 (43.07%) as well as of people aged over 64 (7.42%). The Amahlathi local municipality's formal economy performance is underdeveloped with a concentrated economy, high financial grant dependence and a negative trade balance, together with a modest GDP and employment growth performance.

2.2.1 The National Development Plan (NDP): An Integrated and Inclusive Economy

It can't be disputed that, in Africa at large, agriculture plays a vital role in poverty reduction by reducing prices, creating employment and improving farm income and wages for farm workers. In South Africa, about 4 million people are engaged in smallholder agriculture. The greatest common reason is that their involvement in agriculture is seen as the provider of the main source of food, or purely for subsistence. Though the people who are engaged in agriculture as main or extra source of income is small, it is consistent over time. Yet Aliber (2009) pointed out that case studies indicate a decline in agricultural activities in the former homelands, with the common reason being the removal of support that farmers in former homelands used to receive from pre-1994 governments.

Aliber and Hart (2009) posed a question on whether subsistence agriculture should be supported as a strategy to address rural food insecurity. They elaborated that given the large number of people involved in this type of production, they require adequate support. Subsistence production not only contributes directly to the food security of these households, but also enables households to divert income to meet other requirements (DAFF,2011).

Since the beginning of democracy in 1994, the main challenge for rural development has been the need to combat the marginalisation of the poor. This required changes in the access to resources such as land, water, educations and skill, rural infrastructure and other government services. Some progress has been realised with significant shifts in the extent and degree of poverty. It has been found that the rural share of poverty decreased from 70% in 1993 to 57% in 2008. The improvement in household welfare is generally ascribed to the large increase in social grant expenditure. Farm workers also enjoy greater rights, both as workers and tenants and receive better wages.

In rural areas, access to basic services has improved, though at a slower pace than in urban areas. Since 1994, about 6 million hectares of agricultural land have been redistributed, 3.4 million hectares through land redistribution and 2.6 million through the restitution process. Of the 79 696 land claims lodged since 1994, 95% have been settled. Yet rural areas are characterised by greater poverty and inequality than urban areas, with many households trapped in a vicious cycle of poverty.

Chapter 6 of the NDP indicates that by 2030, South Africa's rural communities should have greater opportunities to participate fully in economic, social and political life of the country. People should be able to access high quality basic services that enable them to be well nourished, healthy and increasingly skilled. Rural economies will be supported by agriculture, and where possible, by mining, tourism, agro-processing and fisheries.

The vision includes a better integration of the country's rural areas, achieved through successful land reform, job creation and poverty alleviation. The driving force behind this will be an expansion of irrigated agriculture and supplemented by dry-land production where feasible. In areas with low economic potential, quality education,

health care, basic services and social security will support the development of human capital. In areas with some economic potential, on-agricultural activities (such as agro-industry, tourism, small enterprises or fisheries) will boost development. Access to basic social and infrastructural services is a high priority for rural households

2.3 BACKGROUND OF SOUTH AFRICAN AGRICULTURAL SECTOR

Despite the agricultural sector, minor and declining contributions towards the total GDP of South Africa of 2.4% in 2015/16, it is an excessively important sector in terms of its contribution to employment with 5.5% of total employment in 2015/16 and food security (Sihlobo and Nel,2016). Agriculture is regarded as one of the vehicles that can enhance economic growth and job creation in South Africa. President Cyril Ramaphosa, in his 2018 State of the Nation Address, highlighted agriculture as one of the sectors that has the potential for growth and to create the much-needed employment by revitalising agriculture and the agro-processing value chain (President of the Republic of South Africa .2018).

Together, Sihlobo and Nel (2016) reports that over the past 24 years, the South African agricultural sector has undertaken multiple policy changes, yet even now the South African agricultural sector is still principally dualistic, comprising of the large-scale commercial and small-scale sectors the commercial farming sphere dominated by white farmers and the small-scale farming by black farmers. While the South Africa's agricultural industry is thought to be a great platform for addressing economic inequality because of its successful economic functioning and ability to alleviate inequality. The industry has a potential to provide large amounts of low-skilled people with employment and an ability to provide great returns on small investments and can integrate various business groups within its value chain. Since 1994, the topic of inclusive economic growth and transformation in South Africa's agricultural sector has been included prominently on the country's reform agendas. As a result, the government has adopted various approaches to promote transformation in the sector, with mixed results. The most famous are the two agricultural development programmes and black farmer empowerment programmes which also promotes land reform. These approaches have been found in several initiatives like Comprehensive Agriculture Support Programme, the Micro Agricultural Financial Institutions of South Africa scheme, recapitalisation funds and the ongoing development of agri-parks, as

proposed in the National Development Plan (NDP). Alongside these initiatives, organised agriculture and government have been involved in several development programmes, such as supporting the transformation of black smallholder farmers into commercial farmers (Sihlobo and Nel,2016).

2.3.1 Reality of South Africa's agricultural sector

The agricultural sector in South Africa can be best described as a dual system. It consists of a well-developed, highly capitalised commercial sector which is dominated by white farmers of about 35 000, producing approximately 95% of agricultural output on 87% of total agricultural land (Aliber and Hart, 2009). Aliber and Hart (2009) adds that the commercial sector consists of 40 000 estimated farming enterprises, while the smallholder sector consists of more than 2 million farming households. While the smallholder sector is made out of 4 million black farmers utilizing the former homeland areas on 13% of agricultural land, it is of interest that most of that land that is being used, is state-owned (Aliber and Hart, 2009). The former apartheid government is the result of this dualistic nature and division between the commercial farmers and smallholder farmers. Despite the 20 years into democracy, the agricultural sector in South Africa continues to be divided, illustrating a high level of inequality in terms of economic distribution, income, access to finance, support services, markets and infrastructure. Sihlobo and Nel (2016) argues that the commercial sector is described as male-dominated with, on average, 68% being male employees. Further, the commercial sector is well-developed and capital intensive and has made a significant contribution towards national food security. While on the other side, the smallholder sector is characterised by the small lands or farms that are labour-intensive, utilises traditional production methods, and often has no institutional capacity and support. Predominately these farmers are situated in the former homeland areas as it was demarcated according to the 1913 and 1936 Native Land Acts, and production is mostly aimed at securing food to the household. Whereas the commercial sector, which is dominated by white males, the smallholder sector is dominated by women, children and elderly people. Many of the rural communities are normally governed by male traditional chiefs, despite the fact that 80% of the active producers are females. Thamaga-Chitja and Morojele (2014) elaborates that it is a well-known fact that women carry out the majority of the productive work of smallholder or subsistence farming due

to cultural and traditional roles of what is known as women's work. In rural provinces such as Limpopo and the Eastern Cape, approximately 60% and 52% respectively is occupied by the poorest households in South Africa, compared to the Western Cape and Gauteng provinces where the wealthiest households are located (Thamaga-Chitja and Morojele, 2014).

These smallholder farmers practice agriculture based on the given opportunities and constraints relevant to their environment. The diversity in the livelihoods among rural households is the determinant of which agricultural practices are chosen either voluntarily or involuntarily and all this is done as a response to various challenges and the aim to improve living standards. Thus, smallholder farmers in the rural areas of South Africa pursue various livelihood strategies as the result of the available natural, human, physical, and financial capital available to them and these are also largely dependent on biophysical and socio-economic conditions. All these are the general characteristics of smallholder households in South Africa. It is also important to note that many smallholders in rural areas receive support either from government or non-governmental support from which they receive additional inputs.

In South Africa there are various definitions that are used when referring to smallholders, from unclear descriptive words such as "small", "small-scale", "family", "subsistence", "emerging", and even the word "smallholder" has been used to refer to the group of farmers included in this the above discussions. Yet the term "small-scale" is generally used to define the total number of farmers or households participating in any agricultural production. Whereas Globally, smallholder farmers are defined by the measure of common characteristics of smallholder farmers such as their capital and land access, exposure to risk and technologies used and market orientation. According to the National Department of Agriculture, Forestry and Fisheries (2012;7), this broader group of small-scale producers should be subdivided into two groups; Emerging farmers and Smallholder farmers. The emerging farmers refers to those approximately 200 000 farmers selling their produce and smallholder refers to the rest of the farmers that produce for household consumption Thamaga-Chitja and Morojele (2014) advocates that such group of farmers cannot be ignored as indeed the agricultural sector needs to be supported by its potential to reduce household poverty and vulnerability. Commission on Development and other world bodies have gained a

centre stage in acknowledging the role of smallholder farmers in contributing towards food security and the world food supply. Globally there seems to be a growing appetite to advocate for the development of the smallholder farming sector. Additionally, smallholder farmers have a significant role in enhancing household food security, particularly in improving nutrition. In smallholder farming there's a potential to play a vital role in future world food security, though there is a lack of research and literature written on the context and conditions of smallholder farmers, and how these contexts influence their intervention in sustained participation and market access.

In South Africa, this is the case despite the large financial resources directed in the path of smallholder farming. In the 2011/12 financial year, R1 Billion was allocated for the Comprehensive Agricultural Support Programme (CASP), yet the situation of smallholder farmers remains unclear. In addition, the recapitalisation of the disappointing land reform projects has yet the potential to increase funding on smallholder and new black entrant farmers. Thamaga-Chitja and Morojele (2014) argue that smallholder farmers need the land reform programmes and initiatives that will largely be responding to and improving the assets and capabilities of the local people (Thamaga-Chitja and Morojele, 2014).

2.3.2 Agricultural production economic outlook

The value of agricultural production in South Africa was R273 344 million in 2016/17, while its contribution to the GDP was approximately R80 247 million in 2016. The primary agricultural sector has grown by an average of approximately 2.2% per annum since 1994, while the total economy grew by 3.3% per annum over the same period, resulting in a decline in agriculture's share of the GDP, from 2.8% in 1994 to 2.1% in 2016. Agriculture's prominent, indirect role in the economy is a function of backward and forward linkages to other sectors. Purchases of goods such as fertilisers, chemicals and implements form backward linkages with the manufacturing sector, while forward linkages are established through supplying raw materials to the manufacturing industry. About 70% of the agricultural output is used as intermediate products in the sector. Agriculture is therefore a crucial sector and an important engine of growth for the rest of the economy (DAFF,2017;4).

It is important to note that animal production has decreased by 0.6%, mainly as a result of decreases in the number of stocks slaughtered (sheep, pigs, cattle and calves), as well as decreases in the production of wool, ostrich feathers and eggs. The number of sheep slaughtered decreased by 224 668 units (4.4%), pigs by 65 603 units (2.3%) and cattle and calves by 58 940 units (2.0%), from 2015/16. The production of wool decreased by 8 779 tons or 20.2%, ostrich feathers by 40 tons or 22.6% and eggs by 11 242 tons or 1.8%, as compared to the previous season.

South Africa's primary agriculture sector contributed R66.7 billion¹⁰ (2%) to SA's Gross Domestic Product (GDP) at the end of the second quarter of 2016 (Stats SA 2016). It is also important for the country's food security. If the entire agricultural value chain is taken into account, the sector's contribution amounts to almost 12% of the GDP (DAFF 2013a). The primary agriculture sector plays a critical role as an employer, accounting for approximately 7% of formal employment in 2013, of which a significant share is unskilled labour (DAFF 2013b). Elementary workers make up 77% of the agricultural workforce. Of those, 22% are considered unskilled. In addition to commercial-scale production, small-holder and subsistence farmers make further economic contributions, although these are harder to quantify.

2.3.3 Sheep production

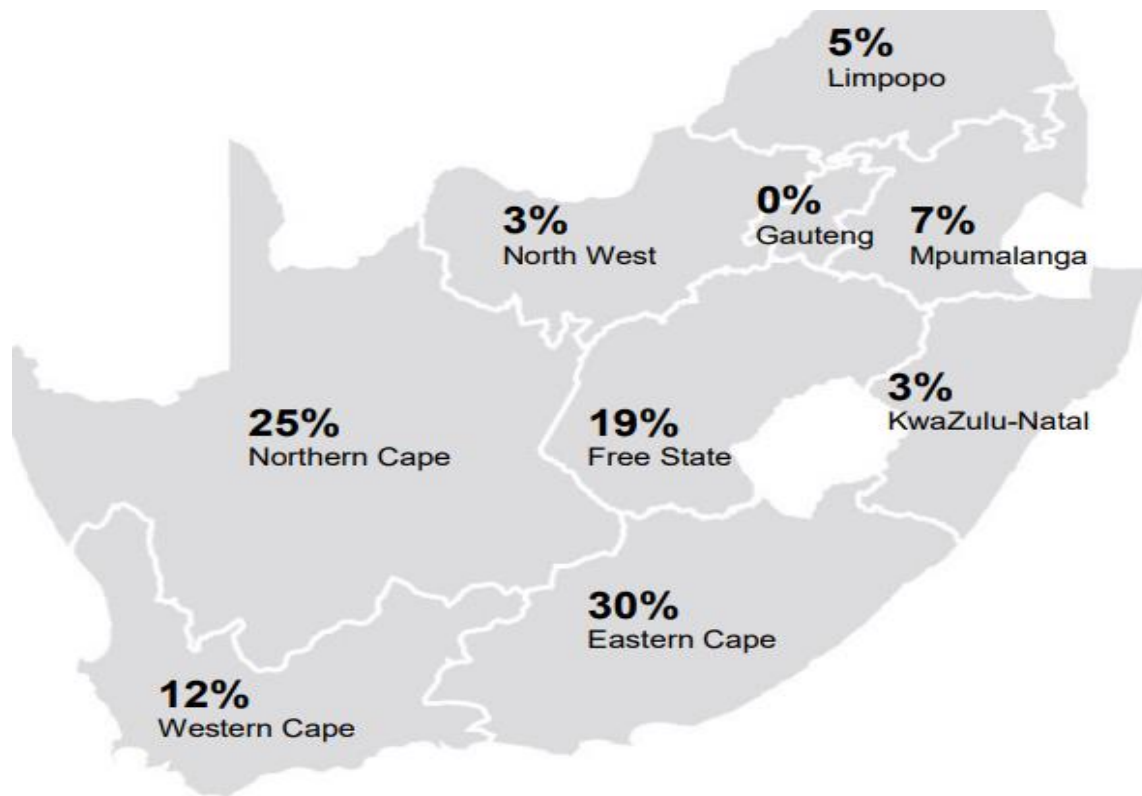


Figure 2: Distribution of sheep per province

Source: DAFF ,2017

According to DAFF (2017) in South Africa, the Eastern Cape, Northern Cape and Free State are by far the leading provinces in number of sheep, with a distribution of 30% 25% and 19% respectively. While the Western Cape is the fourth ranked province followed by Mpumalanga, Limpopo and North West Province. It is important to note that Gauteng has a zero distribution of sheep in the country.

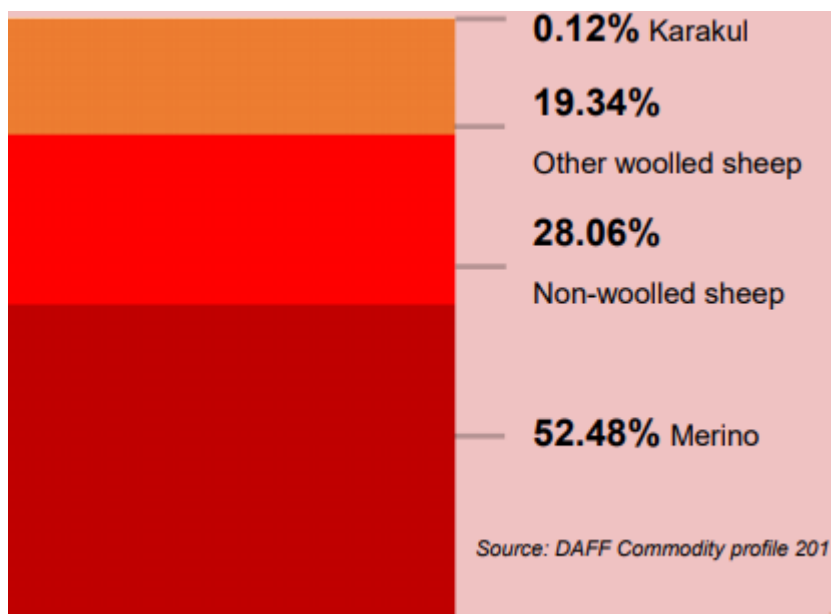


Figure 3: Composition of sheep livestock

Source: DAFF ,2017

As much it is important to note the distribution of sheep per province, knowing which sheep breeds there are is just as important. Within the commercial space, it is evident that merino and non-wool sheep are by far the biggest composition amongst the wool production with 52.48% and 28.06% contribution respectively. The 19.34% is other woolled sheep and 0.12% is karakul. It is evident that in South Africa, sheep farming is done mainly for two reasons; wool and meat production.

The Department of Agriculture, Forestry and Fisheries has been involved in improving agricultural production and minimising the cost of the inputs of farmers for decades. According to Kirsten et al., (2003) government supported farmers with debt consolidation subsidies of R344 million, crop production loans of R470 million, drought relief of R120 million and acted as a guarantor of consolidated debts of R900 million in the eighties and early nineties. All this was done to increase the productivity of farmers. Yet the support changed around the mid-nineties where government reduced funding to commercial sector in bid to improve the efficiency and productivity of the sector. Also, the government started the support to the small-scale farming sector, which continued even at the advent of democracy. Government supported small-scale farmers through homeland consolidation and trust land purchases in the 1970`s, microeconomic deregulation process which increased the marketing of informal farm products in the economy in the 1968; creation of a land reform processes that

guaranteed and increased ownership of land for production in 2000, the promulgation of the new Water Act of 1998 that increased access to water by the land owners in the rural areas and the revival and upgrading of the old water scheme infrastructure in rural areas (Vink et al., 2002). Agricultural productivity measures the performance and provides a guide to the efficiency of the sector (Kirsten et al (2003) and Conradie et al (2009)). Even the United States Department of Agriculture (1980) stated that agricultural productivity statistics are important to identify the source of economic growth, to justify the appropriation of agricultural research funds and serves as an indicator of technical changes and to justify price changes. Although the government's involvement was limited to creating policy instruments that improved productivity within the sector, its involvement on researching about the productivity was limited. Research on productivity was within the hands of research institutions such as Universities and other private organisations such as Productivity SA. It has come to the attention of DAFF that although most of the database used for productivity measurement resides within its jurisdiction (through Directorate Agricultural Statistics), a database on the trend of productivity estimates is not accessible as it resides within private research institutions. Having the updated information on agricultural productivity, estimates that it is easily accessible and understandable within the department and can assist the department in continuously testing and questioning the validity/accuracy of the statistics produced by its own and other statistical services, thus ensuring a greater degree of consistency and quality in official statistics over time. Also, the information will not only enlighten DAFF to know the current status of productivity, factors affecting productivity and ways to improve on productivity but will assist DAFF to know whether the sector is competitive internally and globally. Also, it will enlighten DAFF to understand whether its spending or investment in the sector is worthwhile and as a result will enhance policies aimed at improving the productivity of the sector, to contribute to the national economy, and ultimately to improve the lives of the poor. The intention of this report is to compile secondary information that will path both a historical and current picture of agricultural productivity in South Africa and the methodologies used.

2.3.4 Total agricultural productivity

The trend of agricultural productivity in South Africa is traced back from 1910. Various authors, Liebenberg et al., (2010) and Conradie et al., (2009) have had interest in estimating agricultural productivity over the years. Estimates from all these studies have shown that over the years, productivity of the agricultural sector has been fluctuating. In some years it was stagnant whilst in others it was increasing either at an increasing rate or at a decreasing rate.

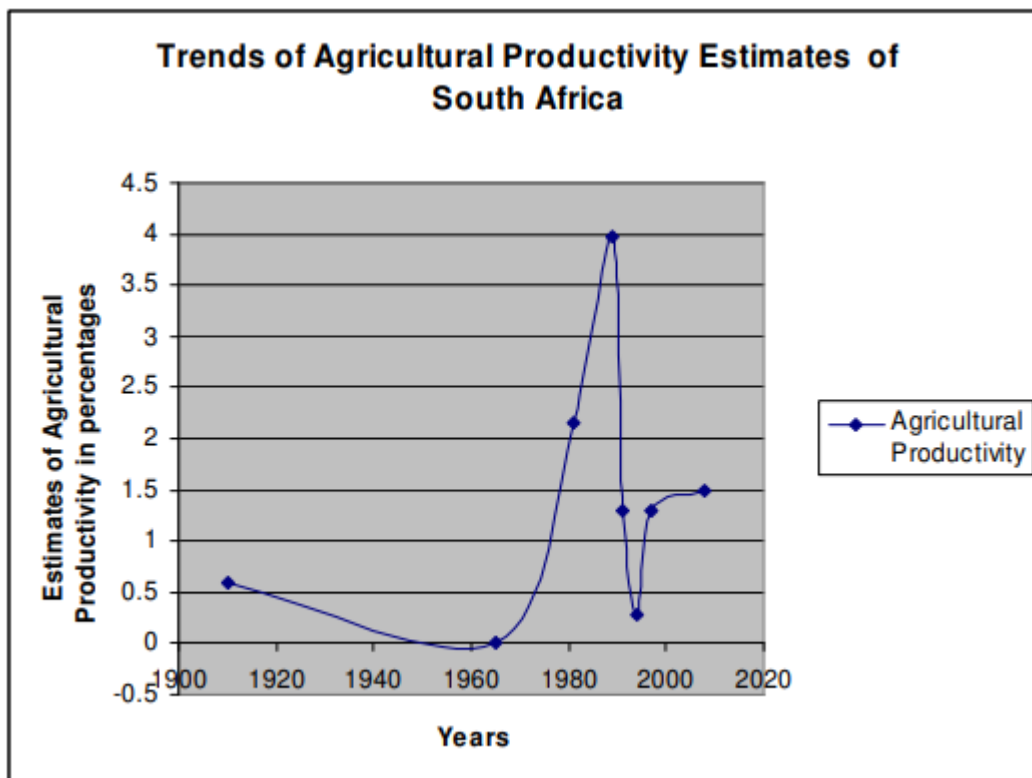


Figure 4: Agricultural Productivity Estimates from 1910-2008

Source: Kirsten et al, 2003

Figure 1 above clearly shows that before 1965, the growth of the agricultural productivity was estimated at 0.65% per annum. In 1965, there was no growth of productivity after which (1965 to 1981) the growth increased by 2.15%. This was due to input prices which were rising faster than the output prices that the farmers received throughout the period in 1965 (Kirsten et al, 2003). Yet it recovered to 2.15% in 1980's due to a quick adjustment of farmers to the effects of deregulation (Liebenberg et al, 2010). Productivity grew rapidly at 3.98% between 1981 to 1989 due to mechanisation and the use of fertiliser, herbicides, pesticides, etc. Farmers at this stage were no

longer severely constrained by state intervention but had the ability to change the mix of inputs that are less costly after the deregulation phase from 1989-1994 where the growth of productivity declined to even 0.28% due to inflation rates that had reached a peak and the net farm income that was negative. But after 1994, the growth was positive due to a positive net farm income and then it became stagnant due to the declining output growth and increasing use of inputs around 2008 (Conradie et al ,2009).

2.4 OVERVIEW OF THE WOOL INDUSTRY

2.4.1 Global overview

Sheep are an important part of the global agricultural economy due to their multi-functional role in the production of meat, wool, milk and co-products (e.g. skins, tallow, and renderable products), as well as for their wider range of cultural and ecological benefits (Zygoiannis 2006). Yet for the sake of fulfilling the aim of this study, the researcher will only focus on wool production.

According to the International Wool Textile Organisation in 2015, about 1 160 million kilograms of clean wool was produced by more than 1163 billion sheep from around the world. The diagram bellow illustrates the production of wool worldwide in share percentages. Australia and China are the two leading wool production countries. It is evident that South Africa is not a major role player in wool production.

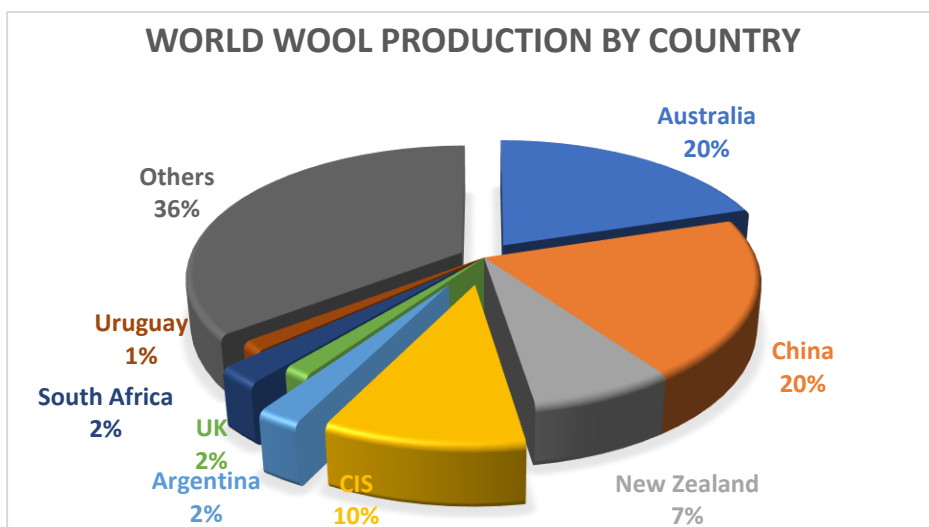


Figure 5: World wool production by country

Source: IWTO,2015

2.5 SOUTH AFRICA'S WOOL SECTOR

2.5.1 Historic overview

Merinos were not suited to the damp climate in Holland so a few of them were sent to South Africa as an experiment to see how they would fare in the drier climate. The sheep positively thrived in South Africa, but there was a problem. The first Merino sheep arrived at the Cape in 1789, and the sheep and wool industry on a commercial basis was soon established. During the whole of its colonial period, the Cape province remained the most important wool producing area in Southern Africa and although the sheep industry subsequently spread rapidly throughout virtually the whole of the country, 'Cape Wool' has become the international generic trade term for all wool produced on the sub-continent (Capewools Website, n.d).

2.5.2 Wool Production in South Africa

Thus far wool development is a vital catalyst for rural economic development in South Africa and for more than two centuries it has been a vehicle for poverty alleviation, capacity building and skills transfer. Various stakeholders have become part of the joint venture to improve the livelihoods of the rural people. Rural development aims to promote human development by empowering communities and strengthening their capacity for self-sustaining development (Frik and de Beer, 2000). Wool is one of the animal products that are used as a raw material on a large scale in the textile industry.

2.5.3 Production areas

South Africa has over 24 million sheep and the vast majority of these are merino sheep, of which approximately 70% provide wool (de Beer ,2012). DAFF (2016) states that wool is produced throughout the country, yrt the main production areas are in the drier regions of South Africa. Based on 2015/16 annual sales of producer lots, the Eastern Cape was the largest wool-producing province during this period with 12.9 million kg, followed by the Free State with 7.1 million kg, the Western Cape with 6.8 million kg, the Northern Cape with 5.0 million kg and Mpumalanga with 1.9 million kg, while 1.1 million kg were produced in the remaining four provinces. The Figure below illustrates the share percentage of leading wool producers as per province.

Furthermore, South Africa's neighbour, Lesotho, which markets its wool in South Africa, produced 5.4 million kg.

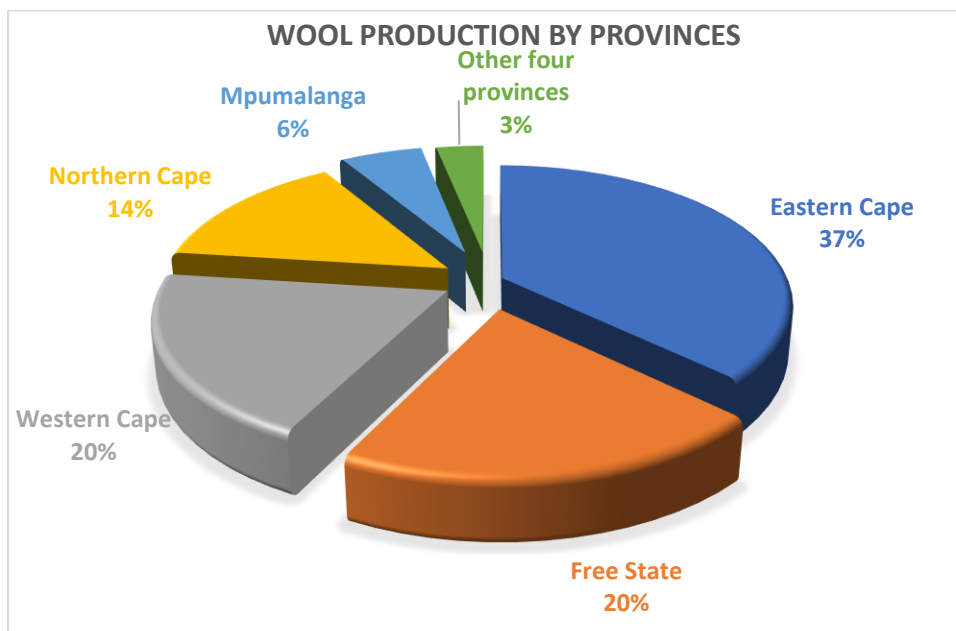


Figure 6: Wool production by provinces

Source: DAFF,2016

Annually, wool production in South Africa is approximately 45 million kilograms. About 12% of the national clips is produced by emerging and communal farmers, therefore this research paper will seek to investigate the limiting factors of communal farmers in producing more wool. The communal and emerging farmers are mainly situated in the rural areas of Eastern Cape and Kwazulu-Natal, as well as the Free State. On an annual basis, these three provinces produce over 4 million kg of wool, of which 3.55 million kg is sold through brokers on the formal auction. In the Eastern Cape alone there are 846 communal wool producing communities with facilities that differ from old and poor constructions with insufficient equipment, handling facilities and no dipping facilities, to sheds that are well constructed with the entire necessary infrastructure for effective wool harvesting, classing and marketing (de Beer ,2012).

In South Africa, wool is one of the main earners of foreign exchange in the livestock sector. Wool plays an important economic role for South Africa, as more than 90% of total production is exported as greasy wool or in a semi-processed form. Before being exported, wool goes through a scouring process during which it is washed with detergents to remove dirt and grease (generally referred to as wool grease or wool

wax or lanolin). Wool grease is a yellow viscous animal oil extracted from wool, and it is used in some ointments and cosmetics (WRO, 2002).

2.5.4 Marketing

An excess of 90% of all greasy wool sold in South Africa is traded by means of weekly auctions taking place from August to June. Normally, there is considerable volatility in prices during and between auctions. The price of wool is determined by a complex set of variables, including the level of the market in Australia on a specific day, exchange rate fluctuations, quantities offered for sale at auctions, the specific demand for different wool types at various times, the extent and timing of contract commitments by local buyers for delivery to clients and the prevailing economic conditions in wool-consuming countries (DAFF,2016).

South Africa produces mainly a Merino clip, which comprises more than 80% of all lots offered for sale. Mean fibre diameter is the major price determinant for Merino wool, with finer micron categories normally commanding a premium over medium and strong wool.

2.5.5 Marketing arrangements

Currently, South Africa's wool market is free from statutory measures. Wool is traded primarily through the open-cry auction system. Other selling instruments, including contract growing, forward deliveries and futures, have not been established in the South African wool industry.

Australia determines the global price for apparel wool as the largest volumes of wool are traded there. Due to South Africa, having small clip wool, it therefore becomes a market follower or price-taker.

Numerous sellers and a few buyers are typical of wool auctions. Buyers normally have to compete for wool over a number of auctions to make up processing batches to meet their clients' contract specifications in terms of price, quantity and delivery date. Contracts in foreign currencies, such as the Euro or the US dollar, have to be converted into buying limits in Rand and the buyer carries the risk (DAFF,2016).

Cape Wools of South Africa advocates for the interests of the South African wool industry. It is a non-profit company that is established and owned by farmers and other directly-affected industry groups registered with the Wool Forum, which represents all role players in the industry. The Board of Directors proportionately represents these groups. Cape Wools has been operational since 1 September 1997.

The Minister of Agriculture, Forestry and Fisheries has decided to grant approval for the introduction of statutory measures for the collection of information, including statistics for the wool industry, enabling Cape Wools to create a wool statistics databank from which a national market indicator and other information both locally and internationally (DAFF,2016).

Cape Wools' service portfolio includes market information and statistics; research and development; transfer of wool production and the promotion of wool. Cape Wools operations are funded by the Wool Trust from funds transferred from the former Wool Board in 1997.

2.5.6 Exports

Wool is an export product with approximately 98% of the total production being shipped overseas in either a greasy or semi-processed form (scoured and wool top). Main export destinations for the 2016 were China, the Czech Republic and Italy (DAFF,2016).

2.6 PROJECT PROFILE: NATIONAL WOOL GROWERS ASSOCIATION WOOL PROGRAMME

The National Wool Growers Association of South Africa (NWGA) is a representative organisation for wool sheep farmers. The NWGA was established in 1929 with the objective to act as a mouthpiece for wool producers in South Africa and to advocate their interest and consequently the voice of the farmers is heard on numerous boards, agricultural unions, committees and agricultural boards within organised agriculture. Since then, the mission of the NWGA has been to promote a sustainable and profitable wool sheep industry in South Africa. This mission is supported by the following strategic objectives:

- To encourage improved policies and legislative environment;

- To encourage an efficient production environment;
- To promote an improved market access; and
- To encourage a strengthened institutional support towards the wool industry.

The NWGA has been the custodian for transformation in the country and it has been a good vehicle to represent all wool producers in South Africa. Since the inception of the NWGA, it has spread across six provinces with a membership base of more than 4 500 commercial and 20 000 members who are black communal and emerging farmers. All members are represented at all levels of the NWGA, including the executive and congress, as well as other relevant structures of the wool industry (i.e. Wool Trust and Cape Wools SA). This enhances the participation of all wool producers on all levels of decision-making, including government (NWGA n.d).

Furthermore about 65% of the operational budget of the NWGA is allocated on the upliftment of black farmers. Within the communal sector, the NWGA focuses on:

- Infrastructure
- Training and Mentorship
- Genetic Improvement of flocks
- Marketing support
- Resource management

CHAPTER 3

RESEARCH DESIGN AND METHODOLOGY

3.1 INTRODUCTION

According to Mathews and Ross (2010:111), designing a research methodology means going back to your research objectives and thinking about what you are eager to achieve with the data you have collected in order to be able to address the research objectives. While Maree (2007;172) states that research methodology as “referring to all the measuring instruments, techniques and procedures adopted in a research project in order to collect, analyse and interpret research data”. Matthews and Ross (2010:43) defines data as a collection of facts entailing information such as opinions or values to be analysed and draw a conclusion.

In this chapter, a description of the study area is specified. Various approaches were adopted in the data collection process are explained. The sample size and approach to sampling study participants are covered. Thereafter, the data collection methods, tools and techniques used for the study in relation to the objectives are presented. Also included are the ethical considerations that the study has employed.

3.2 RESEARCH PARADIGM

3.2.1 Interpretivist epistemology

A paradigm is a set of dictates and beliefs which scientists in a particular field develop in order to be studied, emphasising on how research should be conducted, how findings should be analysed and so on. This research will adopt the interpretivism paradigm. Interpretivism is an epistemological position that prioritises people’s subjective judgements and an understanding of a social phenomenon and their own actions. According to Mathews and Ross (2010:34), the interpretivist paradigm is described by the following:

- Data collected inclusive of people’s interpretations and understandings.

- How people interpret the social issues allows different outlooks to be explored.
- The researcher analyses other people's interpretations relative to the theories and concepts of the social discipline by studying the social issues as if through the eyes of the people being researched.
- The researcher gathers the data to generate theory (Mathews and Ross. 2010:34).

3.2.2 Research Approach

The study employed a qualitative research method because of its inductive approach. Matthews and Ross (2010:42) defines qualitative research methods as a primary concern with stories and accounts including subjective understandings, opinions, beliefs and feelings of people. When the data is collected, it represents the words and expressions of research participants themselves. In addition, research design is not dependent on whether you anticipate to use qualitative, quantitative or mixed methods of data collection and analysis. The decision to pursue a qualitative or quantitative approach is supposed to be influenced by the researcher's research questions and objectives, and the nature of the data needed to collect and analyse in order to address the questions (Mathews and Ross 2010).

According to Denzin and Lincoln (2003:13), qualitative researchers stress the socially constructed nature of reality, the intimate relation between the researcher and what is studied and the situational constraints that shape inquiry. Lastly in the qualitative research method people are not regarded as objects, hence they are called research participants rather than research subjects.

The qualitative approach is also effective in identifying intangible factors, such as social norms, socioeconomic status, gender roles, ethnicity, and religion, whose role in the research issue may not be readily evident. The qualitative approach is therefore the most suited for this study. The purpose for choosing this approach is to gain an in-depth understanding on the impact of the wool programme in enhancing farmers' income and enhancing agricultural productivity.

3.3 RESEARCH DESIGN

3.3.1 Case study

A case study, as a format for design, is characterised by the focus on a phenomenon that has identifiable boundaries. A description of how, where, when, and why things happen in the case will be noted and form a part of the study. The cases chosen are those that can reveal and illuminate the most about the research area (Henning, van Rensburg and Smit, 2004). Furthermore, Matthews and Ross (2010:167) elaborate that a case study is chosen based on their characteristics or experiences that are directly related to the researcher's area of interest and research questions and further allow the researcher to study the research topic in detail. Therefore the researcher has chosen a case study of communal wool farmers of the Amahlathi Local Municipality to gain an in-depth understanding of the situation. In addition, Henning van Rensburg and Smit (2004:41) emphasise that the process is thus part of the outcome.

3.3.2 Sampling procedure

A sample is the representative group which signifies all the characteristics of a larger population. This study has made use of a purposive sample. The purposive sampling approach is usually related with in-depth studies with research designs that is based on collecting qualitative data and attentive on the exploration and interpretation of experiences and perceptions. According to Huysamen (2001:44), a purposive sample is the most important kind of non-probability sampling. Researchers rely on their experience and previous research findings, to deliberately obtain participants in such a way that the sample obtained may be regarded as a representative of the relevant population. Strydom and Venter (2003:207) states that this type of sample is based "entirely on the judgement of the researcher, in that it is composed of elements that contain the most characteristic or typical attributes of the population". As indicated above, this research has included a case study, the research participants and the case study are selected with a purpose to allow the researcher to explore the research questions or develop a theory.

3.3.3 Data collection tools

The respondents were drawn from the communal farmers participating in the NWGA wool programme and communal farmers who are not participants. This has ensured justice to the analysis of the impact of the wool programme. A census of the 50 farmers, comprised of 25 participants and 25 non-participants, will be conducted using a structured questionnaire. This has assisted in measuring the impact of the programme by differentiating between participants and non-participants. The two groups of communal farmers will be invited separately to take part in the focus group discussion. A focus group discussion is an interview which is designed and undertaken by 8 to 12 people in a group deliberate on a specific topic (Krueger & Casey, 2009). The advantages of using this data collection tool is that the discussions are kept in the right direction and all participants are encouraged to participate by the facilitators. A focus group discussion also enables participants to interact and come up with ideas that they would not think on, when interviewed individually. The tool also enables the researcher to capture non-verbal behaviour which can be used as a research input.

In addition, for key informant interviews, five individuals with in-depth knowledge on the NWGA wool programme will be purposively selected and interviewed. These same participants will also be used in identifying the specific constraints and opportunities of participation in the wool programme as they are assumed to have a better knowledge on this wool programme. The participants will include the NWGA acting manager for training and development and the production advisor, extension worker, ward councillor and the most experienced farmer. This will assist in identifying and to further inform and validate the data collected.

3.3.4 Data Analysis

The research methods that will be applied as part of this research will be data collection, data analysis and constant data comparison by means of the thematic approach. Matthews and Ross (2010:273) state that the thematic approach is a process of working with raw data to identify and interpret key ideas or themes.

According to Fouché (2003:102), the data analysis is an explanation of the actual meaning of the data that has been collected, arranged and processed and it can be illustrated statistically or by other means. What does it mean to make sense of the

data? It requires one to step back and form expanded opinions of the data that has been collected. Mouton (2002:67) elaborates that data processing is comprised of both data reduction and data analysis. Further data processing is followed by synthesis, which involves the "interpretation" or "explanation" of the data. Moreover, Mouton (2002:111) argues that "the outcome of the analysis or interpretation of certain conclusions must follow logically from the empirical evidence if it is to be regarded as "valid" results or conclusions (epistemological criteria)". To sum up what is meant by Mouton in both theoretical and empirical research, this research paper should be concluded with an interpretation of the findings against the background of the original research objectives. A description of the data analysis that are to be carried out for each objective, is provided below:

3.3.4.1 Objective A

To examine the impact of the wool programme in enhancing communal farmers income.

Data for this objective was collected using a questionnaire that was analysed through descriptive statistics. This included the mean, standard deviation, variance and cross tabulation. This was then accompanied by a thematic content analysis of the qualitative data captured through a focus group discussion. Economic classifications was also be used to further inform the results under this objective.

3.3.4.2 Objective B

To determine the impact of the wool programme on agricultural production of communal farmers.

Data from the focus group discussions will be analysed the same way as in the first objective.

3.3.4.3 Objective C

Identifying the specific constraints and opportunities of participation in the wool programme

Data collected from focus group discussions was analysed thematically to draw out the results for this objective. Further, results from the other objectives was used to formulate the results that were merged and major intervention strategies were pulled out from the findings. For this objective to be realised, five individuals with in-depth knowledge on the NWGA wool programme were purposively selected and interviewed, as they are assumed to have better knowledge. As indicated above, the participants will include the NWGA acting manager for training and development and the production advisor, extension worker, ward councillor and the most experienced farmer.

Furthermore, du Plooy et al., (2014;234-243) clearly articulates the following eight steps to be followed when analysing qualitative data:

- Preparing the data
- Defining the coding unit to be analysed
- Develop categories and a coding scheme or conceptual framework
- Test your coding scheme on a sample text
- Code all text
- Ensure that the coding is consistent
- Draw conclusions from the coded data (interpret your data)
- Report the methods used

3.3.5 Research limitations

Although this research will be carefully prepared, the researcher is also aware of its limitations and shortcomings. First of all, the research was conducted in a short period of time which may not be enough for the researcher to observe all that is necessary to make a comprehensive analysis. It could have been better if it was done in a longer time. Second, the research participants were drawn from a sample of a small representation of a larger group of wool communal farmers and might not represent feedback from the majority of the wool farmers. In addition, the population of the study is confined to only farmers within the Amahlathi Local Municipality, which can only assess the impact of the NWGA wool programme in that area.

3.4 SCOPE OF THE STUDY



Figure 7: Map of the study area

Source: municipalities, n.d

The scope study arises from the curiosity to assess the impact of the NWGA wool programme on the farmers income and productivity. Focusing on a survey among a representative sample of communal farmers in Amahlathi Local Municipality, Eastern Cape, South Africa. The researcher collected data early July 2018.

Amahlathi is located in the Northern fragment of the Amatole District Municipality. This local municipality is 4266.21km² in extent and the municipality's jurisdiction comprises of Stutterheim, Keiskammahoek, Cathcart and Kei Road. Strategically positioned, both Stutterheim and Cathcart are situated on the N6 road with access to the rail and road network. Within the municipal jurisdiction, Keiskammahoek is the agricultural hub with a majority of the population active within the agricultural sector. The main municipal offices are situated in Stutterheim and there are satellite offices in Cathcart, Kei road and Keiskammahoek.

The Amahlathi Municipality comprises of 20 wards and is characterised by a range of settlement patterns and associated land uses, including formal and informal rural settlement areas, formal urban areas and extensive, privately owned farmland (Amahlathi Local Municipality IDP ,2017).

3.5 ETHICAL CONSIDERATIONS

Ethics are described as a “set of moral principles that...offer rules and behavioral expectations about the most correct conduct...” (Onwuegbuzie & Teddlie, 2003;57). Ethics provide a researcher with a guideline to moral conduct, to prevent scientific misconduct (Weisner, 2005). The ethical considerations and guidelines as proposed by these authors will be addressed at each stage of the proposed research. In compliance with the regulations of the Nelson Mandela University, standardisation and uniformity will be adopted for the study procedure for all the respondents. The permission to enter their households will be obtained from the respective LDC managers, extension officers from the Department of Agriculture and NWGA. They will be consulted and informed about the objective of the research project. The respondents’ information will be treated as confidential and the results will be used for the research purpose. The respondents will be treated with respect, dignity and the research objectives will also be outlined. Participation in the research will be on a voluntary basis for the respondents and interviews will only focus on issues related to the study.

CHAPTER 4

RESEARCH FINDINGS AND DISCUSSION

4.1 INTRODUCTION

According to Matthews and Ross (2010:293) this chapter is the most rewarding part of the entire research paper as it brings about excitement in finally understanding the significance of the data and the realisation of entering into the conclusion phase of the study. Presented in this chapter are what the respondents considered to be the impact of the NWGA Wool Programme on communal farmers productivity and agricultural income. Lastly the constraints and opportunities within the programme will be highlighted.



Figure 8: Shearing shed

Source: Ndakana Village Researchers' Own, 2018

4.2 PARTICIPANTS DESCRIPTION BY PARTICIPATION

The table below indicates the representation of respondents, as highlighted on previous chapters that the study engaged both NWGA farmer participants and non-participants.

Table 1: Representation of respondents

Category	Number of respondents	Answered questionnaire section
Programme participants	25	Part A &C
Non-participants	25	Part B
Key informants participants	6	Part D
Total	51	4

Table above represents the number of respondents in each category. It is important to note that the questionnaire was separated into four sections, Part A &C designed for NWGA wool programme farmer participants, Part C for non-participants and section D, which was designed for the key informant interviews. Six individuals with in-depth knowledge on the NWGA Wool Programme were purposively selected and interviewed. The variation of the participants represented in the study has helped to inform the study results.

4.3 KEY FINDINGS

The figure below illustrates the main theme with the three sub-themes. Not to derail from the main purpose of the study, the initial theme derived from the main research topic and the sub-themes are the three objectives of the study.

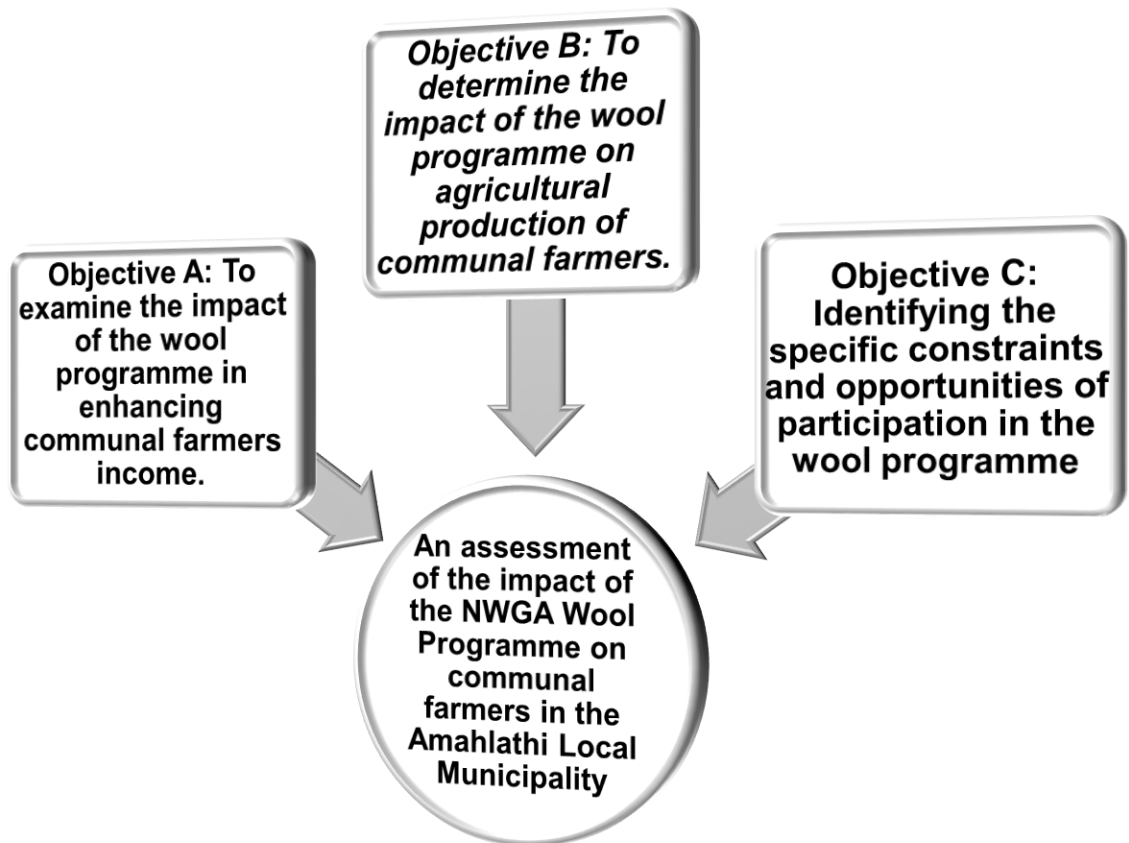


Figure 9: Map of the initial themes relating to the study

Source: Researchers' own, 2018

4.3.1 The impact of the wool programme in enhancing communal farmers income

Research respondents responded to the specifically designed questions as per their participation in the programme. It is important to note that the very first question on the questionnaire is intended to establish whether or not, both respondents (participants and non-participants) know anything about the NWGA Wool Programme. Approximately 44 out of 50 responded that they were aware of the programme. Following that question was to find out what exactly their knowledge about the NWGA wool programme entailed.

The interpretation and data that was collected, indicates that both non-programme participants and participants understand that the programme is mainly to advance the

socio-economic and economic status of rural farmers, to improve wool and sheep production. One of the programme’s non-participants indicated “It teaches the community everything concerning wool” while one participant stated that “The NWGA wool programme is designed for farmers both young and old with the aim of maximizing on wool and sheep production but with more emphasis on wool”.

To unpack the influence of this wool programme of communal farmers’ income. The questionnaire then further investigates, “*What is your opinion on the following statements*”. The Table below illustrates the response to the closed question which gives the respondents three options, which are “agree” or “neutral” or “disagree”.

Table 2: Impact on income

Questions	Responses
<i>The NWGA Wool Programme provides access to reliable market?</i>	98% responded in agreement with the statement that NWGA wool programme offers reliable market.
<i>It means getting better earnings</i>	All respondents agreed to the statement.
<i>It gives stable prices to the farmers</i>	78% responded with "agree" to the statement while 13% gave a "neutral" response and 9% disagreed with the statement.
<i>It is aimed at community development</i>	100% provided an "agree" response.
<i>It is biased to certain group of farmers</i>	A 50:50 response was shared between "agree" and " neutral".
<i>The benefits gained are less than what farmers effort in production</i>	55% indicated that the benefits are indeed less than the farmers effort while 40 percent disagreed with this statement, leaving 5% to respond as "neutral".
<i>The prices received from the wool broker are higher than prices offered by buyers from the local informal market</i>	100% of the farmers agreed that the prices from wool brokers are greater than prices from the local informal market.

On the journey to *determine the impact of the wool programme in enhancing communal farmers income*, the researcher discovered that the NWGA wool programme has a positive effect on farmers income as a majority (based on the above figure and other related questions) and undoubtedly provided positive responses.

After discovering the fact that the programme has a positive impact on the farmers income. Positive income means that the programme increases the income generated by framers through their wool production and the programme opened channels for reliable markets like wool brokers that are better than the local informal market. Subsequently, the next discovery was to unpack how *does or would the impact of financial gain contribute to their livelihoods?* Interestingly the impact of the programme is not only positively witnessed by the programme participants. When both non-programme participants and programme participants were asked to provide “yes” or “no” to the question that states as “Do you foresee any improvement, on the following aspects, that can be attributed to your participation into the programme?”

- Household income
- Income received from livestock sales
- Food basket choices
- Children’s access to education
- Access to private health service
- Housing infrastructure
- Output to your other farming enterprises
- Your livestock business skills

Data collected translates that the majority (86%) of the participants responded with a “yes” to all the above questions. Indicating that the programme offers an opportunity to improve the livelihoods of rural farmers through their participation. It is worthy to conclude by indicating that the programme through its strategic objectives such as encouraging an efficient production environment and to promote an improved market access the communal farmers income in Amahlathi local municipality, has improved.

4.3.2 The Impact of the Wool Programme on agricultural production of communal farmers



Figure 10: Wool sorting equipment

Source: Jerseyvalle Village, Researchers' own, 2018



Figure 11: Wool pressor

Source: Jerseyvalle Village, Researchers own, 2018

The Table below indicates a relationship between the number of sheep from when a farmer first entered the programme to the number of sheep in 2018. The year in which each farmer joined the programme differs as they voluntarily do so. The data shows that the wool programme has improved the quality of wool and meat produced by communal farmers in the Amahlathi local municipality. When asked what services are offered to the farmers by the NWGA programme, different answers were provided on their scope of understanding. It was highlighted that the programme offers extension services, infrastructure for shearing shed, wool and carcass competition and shearing training to both shearers and wool farmers. It is important to highlight that the programme, for some years, offered a “ram exchange programme” where rams were given to farmers to improve the genes of their herd, resulting in improving both wool and the overall sheep production. One farmer even further elaborated that he has received a total of 6 rams on different intervals and the farmers attested that they can see the improvement both on the carcass and wool quality. The farmers indicated that he would recommend the programme to fellow farmers when given a platform to do so.

Table 3: Decline or growth in sheep production per farmer

Number of sheep when entered the programme	Current number of sheep
56	72
96	143
12	20
93	176
89	192
42	40
22	27
38	55
47	66
4	12

14	32
88	66
28	57

The figure above represents the livelihood of communal farmers in terms of four main aspects, namely access to credit, human capacity, physical capacity and natural capacity. This study shows that farmers do not obtain adequate finance access from the banks and cooperative. Yet they are able to access money from relatives and are able to have personal savings. In terms of human capital, which covers extension services, skills training, record-keeping, shearing and wool classing, sheep farm husbandry, financial and feed management, farmers responded that those services are available, except for the financial and feed management information that are not adequate. Markets, storage (being the shearing shed) and electricity are adequately available to the farmers. Land and water supply are not adequate for the farmer's needs.

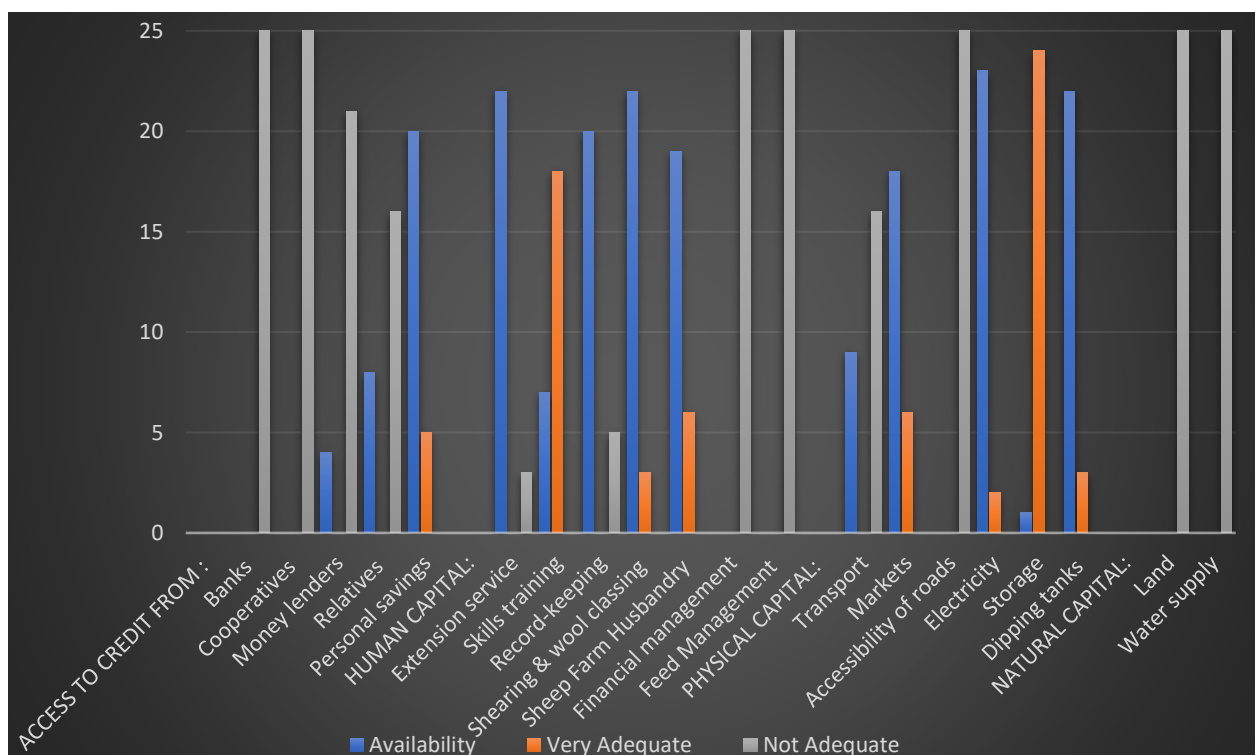


Figure 12: Livelihood aspirations

Source: Researchers' own, 2018

4.3.3 Constraints and opportunities of participation in the wool programme

Data collected from focus group discussions was analysed thematically to draw out the results for this objective. Further, results from the other objectives will be used to formulate the results and will be merged while major intervention strategies will be pulled out from the findings. For this objective to be realised, five individuals with in-depth knowledge on the NWGA wool programme were purposively selected and interviewed, as they are assumed to have better knowledge with regards to the programme. As indicated above, the participants will include the NWGA wool programme personnel, area extension advisor, ward councillor and the most experienced farmer.

4.3.3.1 Value -adding

South Africa is one of the major producers of wool in the world, with about 95% of the country's wool exported in its raw form. By raw wool, it is meant that it is processed to get a clean, combed wool top that is ready for the spinning and manufacturing of clothing, carpets and other products. There is a serious need for the establishment of wool processing facilities to support the wool value chain and the wool belt areas in South Africa.

4.3.3.2 Services by NWGA

Despite farmers acknowledging the great work done in terms of wool production, there is a room for improvement. Production advisors are hired to render services to farmers such as sheep management, veld management etc. The programme lacks the offering of a holistic business model that caters for administrative side of business such as financial management, strategic sessions, etc. In the long run will this business model graduate farmers to being commercial farmers? The respondents were certain that with the way services are rendered, they do not foresee this programme offering opportunities for farmers to grow from smallholder to commercial.

4.3.3.3 Representation of communal farmers within wool industry

The industry like Wool Trust and Cape Wools etc. have committees in place yet the representation of the smallholder farmer is biased compared to the counterparts. In a committee you would find that out of four commercial farmer's representatives, there would be only one smallholder farmer representative. The voice of smallholder farmers is overpowered and insignificant.

4.3.3.4 Communal land

Land, land and more land are required by communal sheep farmers and this is one of the biggest challenges, as the available land is communal land, which are usually being grazed by all livestock, without considering the grazing capacity. As a result, most of the veld are overgrazed, leading to the creation of dongas and they take longer to recover.

4.3.3.5 Stock theft

A major factor that affects the growth and sustainability of communal farmers is stock theft. This surely puts a lot of uncertainty in the future of farming and the SAPS stock theft unit has been engaged a number of times. No progress or any change has been achieved thus far.

4.3.3.6 Sheered wool

Many of the smallholder farmers shear their sheep once a year between July to October. Yet this becomes a risky period for the farmers as they have to safeguard their wool by sleeping in the sheering sheds until it is transported to Port Elizabeth. Unfortunately, the risk of wool theft does not end there and proceeds even during the transportation period, from the sheering sheds to the wool broker in Port Elizabeth.

4.3.3.7 Ram exchange

The ram exchange within the programme helps to improve the genes of the entire herd. Yet the number of ewes does not correspond with the rams provided, taking longer to create a more improved genetic herd.

4.3.3.8 Infrastructure

There are some villages within the wool producing rural areas that do not have shearing sheds. There is a need for more shearing sheds.

4.4 CONCLUSION

It is safe to conclude that as much as the programme has done tremendous work in improving the farmers income and agricultural productivity, much more work is can be done.



Figure 13: Dipping facility

Source: Jerseyville Village, Researchers own, 2018

CHAPTER 5

SUMMARY, RECOMMENDATIONS AND CONCLUSIONS

5.1 INTRODUCTION

This chapter presents the summary of the research paper, recommendations and the conclusion. Also included are a number of further research issues that could be looked at.

5.2 SUMMARY

"Although the majority of the world's population will live in urban areas by 2030, farming populations will not be much smaller than they are today. For the foreseeable future, therefore, dealing with poverty and hunger in much of the world means confronting the problems that small farmers and their families face in their daily struggle for survival" (World Bank, 2001:15).

Despite the fact that South Africa has implemented several successful rural poverty relief initiatives, rural poverty continues to strain rural development efforts. One of the more critical elements in poverty alleviation is to improve the living conditions of rural communities by assisting especially small farmers in enhancing agricultural productivity and their incomes and to provide access to land (UN,2008). It is against this background that the study investigated and analysed the impact of the NWGA Wool Programme on the communal farmers agricultural productivity and income in the Amahlathi Local Municipality. It was highlighted that the programme offers extension services, infrastructure for a shearing shed, wool and carcass competition, shearing training to both shearers and wool farmers. Furthermore, for a number of years the programme offered a ram exchange programme and rams were given to farmers so that the genes within their herd could be improved.

5.3 RECOMMENDATIONS

Referring to the conclusions presented from the previous chapter, it is evident that there is a need of some strategies to improve the impact of the NWGA Wool Programme on communal farmers, this is however said with the intention to demote

its positive influence on the farmers' livelihood and production. The following are the recommendations or suggestions with regards to the study:

5.3.1 Prioritizing agriculture and agro-industry

Agriculture should be given priority for its long-lasting ripple effects on the economy. This will boost agricultural output as well agro-based industries and diversify exports as well. For this to be effective, issues such as the access to land, credit, technology and markets must be addressed. Increasing the productivity of the agricultural sector itself is important as it is the sector that will provide the inputs into the agro-industrial sector. Without increased agricultural productivity, there can be no agro-industry.

5.3.2 Improved transparency

When the communal farmers wool is taken to the broker for auctions, it should be made a mandatory condition that a representative is elected by the communal farmers to be present at the wool sales as this will improve transparency in the system and help tell the ethical and positive story of South African wool, particularly within communal wool producers.

5.3.3 Reporting of wool exported

As previously mentioned, the South African agricultural sector is comprised of two groups; the white commercial farmers and black small holder farmers which are the described as communal farmers in this research. Coming from the above recommendation, when reporting the total quantity of wool exported, it would be advisable to include the total that will exported as per each group. This will help to track progress of communal wool farmers and their inclusiveness in economic participation. In addition, this will also track the level of transformation within the agricultural industry.

5.3.4 Improved coordination and implementation of agricultural strategies

Agricultural development must be put high on the agenda of policymakers and be considered as a priority policy target. This requires a more inclusive public participation in the policy design and monitoring of agricultural development programmes, enhanced coordination across government departments and the private sector, as well

as increased transparency and accountability of policy makers regarding progress in agricultural and rural development.

5.3.5 Women and youth

There is a need to increase the participation of women and youth and equal economic improvement. Within the NWGA wool programme and agricultural sector at large, there remains a huge gap of inclusiveness of both youth and women. Inevitably, questions of rural youth and rural women need to be considered, for women in many cases do as much, if not more agricultural and other work, than men and youth are the generation of the future. This could serve as a future threat to the growth of the industry, as the interest of young people increases the potential of any industry's sustainability. The programme needs to align its objective to increasing the participation of women and youth.

5.3.6 One herd project

Research shows that in Africa there is an increase in the lack of support towards small stock livestock. This is evident as there are 6 provinces within South Africa, that have Custom Feeding Project from the National Red Meat Development Project championed by NAMC through funds from the DAFF. This project is custom made for cattle where they are kept and fed in feedlot for economic gains. Perhaps if sheep can have the same project, designed for sheep, where they will be kept in feedlot for some period then later sheered and sold

5.3.7 Extension officer

Extension is an important function for assisting the rural poor to enhance their livelihoods. Public sector commitment is essential to promote agricultural extension and rural development. A new and expanded vision of the public sector role is overdue with respect to rural development and agricultural extension. A re-conceptualised and re-capitalised agricultural extension strategy for rural development strategy is needed. Re-capitalised extension means the training of both public and private extension agents, the development of sound strategies, programmes and policies, and the institutional arrangements that facilitate extension. These strategies and the resulting

systems are sorely needed to advance the livelihoods of poor people in the rural sector.

5.3.8 Expansion of the programme scope to include marketing of the carcass

As much the programme has a ram exchange programme which focuses on the genetics, this scope can be expanded and not only focus on improving wool production but rather sheep carcasses as well. This will also assist farmers to find a market for the carcass and this will also help improve the farmers income.

5.3.9 Reduce sheep theft

If stock are to be sold at abattoirs or directly to another property, each animal must be registered with the national livestock identification system and ear-tagged, so it can easily be traced to the property or properties on which they belong.

5.3.10 Outcomes over activities

A paradigm shift is needed in this regard as farmers are convinced that sheep farming is hard work and the results don't equate to that. In order for much more of an impact of the wool programme in enhancing communal farmers income, this farming enterprise needs to be designed in a way that promotes its economic gains.

5.3.11 Improved communication channels

Establishing a two-way communication between the production advisers and farmers by making use of the cell phones to communicate industry related issues.

5.3.12 Farmer skills and development

Further training on financial management and strategic plan on graduating farmers form one level to next is required and this will increase the viability of the industry. Setting and monitoring measurable farmer growth targets.

5.4 CONCLUSION

Evidence indicates that investment in agriculture is more effective in reducing poverty, particularly amongst the poorest people, than investment in non-agricultural sectors (FAO,2017:6). Therefore, there is a high demand for more research on issues

pertinent to smallholder or communal farmers in rural areas. FAO (2017;10) elaborates that to meet the Sustainable Development Goals of eradicating hunger and poverty, investments in agriculture and rural areas has a high potential of eliminating the structural constraints that poor rural people encounter (FAO,2017:10). Hence this research was aimed at assessing of the impact of the NWGA Wool Programme on communal farmers of the Amahlathi Local Municipality. During data collection, it was found that the programme has a positive effect on communal farmers' income as it provides reliable markets, channels farmers to better earnings and the positive impact of this programme is not only witnessed by programme participants, but by non-participants too. And through its extension service, farmers gain advice to inform their production and through the ram exchange programme, statistics show a significant increase in number of sheep and improved wool produced.

The paper does not contain all the answers, nor does it cover all the issues involved in agricultural and rural development. Yet the key recommendations were; a holistic report of the exported wool that indicates quantities from small holder farmers and a representative that will be present at wool auctions. In addition, it was recommended that women and youth need to be included, training of extension officers and the expansion of the programme scope to include the marketing of the carcass.

5.5 FURTHER RESEARCH ISSUES

According to the researcher, the following areas require further study:

- The effectiveness of the South African government policies in enhancing communal farmers' income and their agricultural production;
- The role performed by the private sector in promoting sustainable rural livelihoods in South Africa;
- The challenges faced by the South African government in supporting rural communal farmers.

REFERENCES

- Aliber, M., & Hart, T. 2009. *Should Subsistence Farming be Supported as a Strategy to address Rural Food Security*. *Agrekon*, 48(4), pp.434-58.
- Amahlathi Local Municipality Integrated Development Plan (Idp) 2017- 2022 [Online] Available at: <http://www.amahlathi.gov.za/download/documents/idp/2017/21042017/Draft%20IDP%202017-2022.pdf>. [Accessed 05 03 2018].
- de Beer, L. 2012. Online Available at: http://carnegie3.org.za/docs/papers/65_de%20Beer_Wool%20sheep%20development%20program%20in%20communal%20areas%20of%20SA.pdf. [Accessed 22 02 2018]
- Denzin, N. 2000. *Handbook of Qualitative Research*: Thousand Oaks: Sage Publication
- Department of Agriculture, Forestry and Fisheries. 2017. Economic Review of the South African Agriculture 2016/17. Available at https://www.daff.gov.za/Daffweb3/Portals/0/Statistics%20and%20Economic%20Analysis/Economic%20Analysis/Economic%20Review%202016_17.pdf. [Accessed 29 August 2018]
- Department of Agriculture, Forestry and Fisheries. 2011. Food Security by Directorate Economic Services Production Economics. Available at <https://www.daff.gov.za/docs/GenReports/FoodSecurity.pdf>. [Accessed 12 08 2019].
- Department of Agriculture, Forestry and Fisheries (DAFF, 2011) Agricultural Productivity in South Africa: Literature Review. General Reports, Directorate: Economic Services Production Economics Unit. <http://www.daff.gov.za/docs/GenReports/AgricProductivity.pdf>. [Accessed 15 06 2019].
- Department of Planning, Monitoring and Evaluation. 2012. National Development Plan 2030 Our Future-make it works. Accessed at: https://nationalplanningcommission.files.wordpress.com/2015/02/ndp-2030-our-future-make-it-work_0.pdf. [Accessed 12 08 2019].

- Conradie, B., Piesse, J., & Thirtle, C. 2009. *What is the appropriate level of aggregation for productivity indices? Comparing district, regional and national measures.* *Agrekon*, 48(1), 9-21
- Conradie, B., & Piesse, J. 2015. *Productivity benchmarking of free-ranging sheep operations: technical efficiency, correlates of productivity and dominant technology variants for Laingsburg, South Africa.* *Agrekon* 54(2): 1-17.
<http://dx.doi.org/10.1080/03031853.2015.1065186>
- FAO, 2017. *Ending poverty and hunger by Investing in agriculture and rural areas.* Available at: <http://www.fao.org/3/a-i7556e.pdf> [Accessed 02 03 2018].
- Fouché, C.B. 2003. *Research strategies. In Research at grass roots.* De Vos (ed.). Pretoria: Van Schaik Publishers.
- Henning, E., Van Rensburg, W., & Smit, B. 2004. *Finding your way in qualitative research.* Pretoria: Van Schaik Publishers.
- Kirsten, J., & Vink, N. (2003). Policy module South Africa. Presented under the Roles of Agriculture Project in International Conference on the 20-22 October 2003 Rome, Italy. Agricultural and Development Economics Division, Food and Agriculture Organization of the United Nations
- Huysamen, G.K. 2001. *Methodology for the social and behavioural sciences.* Oxford: Oxford University Press.
- International Wool Trade Organization (IWTO),2015. [Online] Available at: <http://www.iwto.org/wool-production> [Accessed 27 02 2018].
- Jacques Diouf, Director-General, FAO/UN & James D. Wolfensohn, President. The World Bank. From Preface of Farming Systems and Poverty; Rome and Washington, DC: 2001
- Krueger, R., & Casey, M., 2009. *Focus groups: A practical guide for applied research.* 4th edition ed. Thousand Oaks: Sage.
- Liebenberg, F., & Pardey, P.G. (2010). *South Africa agricultural production and productivity patterns.* In: The shifting patterns of agricultural production and

productivity worldwide, Alston, J.M., Babcock, B.A. and Pardey, P.G. (eds). The Midwest Agribusiness Trade Research and Information Center, Iowa State University, Ames, Iowa, 2010.

Maree, K. 2007. *First Step in Research*. Pretoria: Van Schaik Publishers.

Mathews, B., & Ross, L. 2010. *Research methods: A practical guide for social sciences*. England: Pearson Education Limited.

Municipalities of South Africa. [Online] Available at: <https://municipalities.co.za/map/1003/amahlathi-local-municipality>[Accessed 15 03 2018].

National Wool Growers Association of South Africa. [Online] Available at: <https://www.nwga.co.za/membership>[Accessed 22 02 2018].

Onwuegbuzie, A. J., & Teddlie, C. 2003. *A Framework for Analyzing Data in Mixed Methods Research*. In Handbook of Mixed Methods in Social and Behavioural Research. A. Tashakkori and C. Teddlie, eds. Thousand Oaks, CA: Sage.

President of the Republic of South Africa. 2018. State of the Nation Address by President of the Republic of South Africa, Mr Cyril Ramaphosa. Available at <http://www.thepresidency.gov.za/speeches/state-nation-address-president-republic-south-africa%2C-mr-cyril-ramaphosa> [Accessed 25 06 2018].

Ramaila at al. 2011. *Agricultural productivity in South Africa: literature review*. By directorate: economic services production economics unit. Available at : <https://www.daff.gov.za/docs/GenReports/AgricProductivity.pdf>. [Accessed 14 08 2019].

Sihlobo & Nel. 2016. Is South Africa's agricultural sector addressing inclusive socio-economic development? Available at : <http://www.ijr.org.za/home/wp-content/uploads/2017/06/Transformation-Audit-2016-Report-1.pdf>. [Accessed 30 July 2018].

Statistics South Africa.2019. *Inequality Trends in South Africa: A multidimensional diagnostic of inequality*. Available at: <http://www.statssa.gov.za/?p=12744>. [Accessed 18 November 2019].

- Strydom, H., & Venter, L. 2003. *Sampling and sampling methods*. In: DeVos, A.S. (ed.) *Research at grassroots. For the social sciences and human service professions*. Second Edition. Pretoria: Van Schaik Publishers
- South African Government. 2012. *National Development Plan 2030: Our future - make it work*. Available at : <https://www.gov.za/documents/national-development-plan-2030-our-future-make-it-work>. [Accessed 23 March 2019].
- Todaro, M. P & Smith, S.C.2015. *Economic Development*.12th edition. Harlow: Pearson Education Limited
- United Nations Economic Commission for Africa. 2010. *Economic Report on Africa 2010 Promoting high-level sustainable growth to reduce unemployment in Africa*. Available at: <https://www.un.org/en/africa/osaa/pdf/pubs/2010era-unece.pdf>. [Accessed 12 September 2019].
- United Nations. 2008. *South Africa's review report for the sixteenth session of the united nations commission on sustainable development (CSD-16)*. [Online] Available at: http://www.un.org/esa/agenda21/natlinfo/countr/safrica/2007_fullreport.pdf. [Accessed 15 March 2018].
- Weisner, T.S. 2005. *Discovering Successful Pathways in Children's Development: New Methods in the Study of Childhood and Family Life*. Chicago: University of Chicago Press
- Wool Research Organisation. 2002. *Feasibility study of the wool market: New Zealand*. Christchurch: Wool Research Organisation.
- Zygoyiannis, D. 2006. *Sheep production in the world and in Greece*. *Small Rumin Res* 62:143–147

APPENDICES

APPENDIX 1: INTENTION TO SUBMIT TREATISE

NELSON MANDELA
UNIVERSITY

INTENTION TO SUBMIT TREATISE/DISSERTATION/THESIS FOR EXAMINATION

TO: MANAGER: FACULTY ADMINISTRATION

PLEASE FAX OR EMAIL THE COMPLETED FORM TO THE RELEVANT FACULTY MANAGER:

FACULTY	MANAGER	FACSIMILE	EMAIL
ARTS	Ms D Nzioki	041 504 1067	Druella.Blaauw@nmmu.ac.za
BUSINESS AND ECONOMIC SCIENCES	Mr A Smith (2 nd Avenue Campus)	041 504 3802	Adanaan.Smith@nmmu.ac.za
EDUCATION	Mr R Salle	041 504 9383	Ridaa.Salle@nmmu.ac.za
ENGINEERING, THE BUILT ENVIRONMENT AND INFORMATION TECHNOLOGY	Mr J Dorothy	041 504 9751	Jonathan.Dorothy@nmmu.ac.za
HEALTH SCIENCES	Ms N Isaacs	041 504 9483	Nouwval.Isaacs@nmmu.ac.za
LAW	Ms N Terblanche	041 504 9880	Nikki.Terblanche@nmmu.ac.za
SCIENCE	Mrs L Roodt	041 504 2389	Lynette.Roodt@nmmu.ac.za

DEADLINE FOR THIS FORM FOR POSSIBLE GRADUATION IN APRIL 2019: 31 AUGUST 2018

When the treatise/dissertation/thesis nears completion, the candidate must inform the relevant Manager: Faculty Administration in writing of his/her intention to submit it for examination. Such notice must be given at least 3 months before the prospective date of submission.

General Prospectus: <http://www.nmmu.ac.za/Apply/Admission/Quick-documentation>

STUDENT DETAILS

FACULTY	BUSINESS AND ECONOMIC SCIENCES
NAME OF DEGREE	MASTERS IN DEVELOPMENT STUDIES
STUDENT NUMBER	212217496
SURNAME	YEU
FULL NAMES	PRECIOUS NOMANTANDI
STUDY ADDRESS	70 JERSEYVALE NORLANDIA STUTTERHEIM Code: 4130
TELEPHONE NUMBERS	Home: 063 1174378 Work: Fax: E-mail: s212217496@Mandela.ac.za
TITLE OF RESEARCH PROJECT	(Please confirm this with your supervisor and ensure correctness of title) AN ASSESSMENT OF THE IMPACT OF THE NWGRA WOOL PROGRAMME ON COMMUNAL FARMERS IN AMPHUTHI LOCAL MUNICIPALITY
SUPERVISOR NAME AND SURNAME	PROF DEON PRETORIUS
EMAIL	deon@depart.co.za
TELEPHONE	041-3746885
CO-SUPERVISOR NAME AND SURNAME	

PLEASE INDICATE WITH AN (X) IN THE RELEVANT BOX

<input checked="" type="checkbox"/>	This is to inform you of my intention to submit my Research Project for examination purposes for possible graduation in April
<input type="checkbox"/>	Non-submission for this cycle
NB for Doctoral candidates: Kindly be reminded of the requirement for a publishable manuscript/article to be submitted in accordance with rule G5.6.7 in the General Prospectus	

STUDENT'S signature

Date 28/08/2019

SUPERVISOR'S signature

Date 29/08/2019

APPENDIX 2: TREATISE LEARNING AGREEMENT

**NELSON MANDLA
UNIVERSITY**

**TREATISE LEARNING AGREEMENT – DEPARTMENT OF DEVELOPMENT
STUDIES**

Chapters	Execution period	Activity	Due date
1 st Semester Contact session	12 Feb	Compulsory attendance of the contact sessions treatise and research module	12 February
Topic Selection	12-28 Feb	Topic selection and supervisor allocation	28 February
Research proposal	Feb – Mar	<p>Please upload approved documents to Moodle site:</p> <ul style="list-style-type: none"> • LEARNING AGREEMENT • PROPOSAL COVER PAGE • PROPOSAL (with TURNITIN Report) <p>Proceed with writing of Introduction and Context chapter</p>	6 April
Chapter 1	Mar – Apr	<p>Please upload approved documents to Moodle site:</p> <ul style="list-style-type: none"> • CHAPTER ONE (with TURNITIN Report) • INTENTION FORM (2018 December Graduation) <p>Supervisor must sign – please use approved title sent to you and your supervisor</p> <p>Supervisor must not sign this form if the student's progress indicates that the treatise will not be finalised by the last week in July</p> <p>Where applicable, apply for ethics clearance <i>(this is compulsory – the Department of Development Studies takes no responsibility if study is delayed due to non-compliance. The completed full</i></p>	26 April

Chapters	Execution period	Activity	Due date
		<ul style="list-style-type: none"> • <i>Ethics form</i> (REC H number or Pro Forma Ethics) • <i>Declaration from student and letter from editor</i> <p>The student submits 2 ring-bound copies and one electronic PDF copy of final treatise to Exam Office on North Campus</p>	
REC-H Ethics Form	Jul - Aug	Proceed with data collection <i>only after ethics clearance number has been received (if required)</i>	17 August
Chapter 4	Jul - Aug	<p>Please upload approved documents to Moodle site:</p> <ul style="list-style-type: none"> • CHAPTER FOUR (with TURNITIN Report) • INTENTION FORM (2019 April Graduation) <p>Supervisor must sign – please use approved title sent to you and your supervisor</p> <p>Supervisor must not sign this form if the student's progress indicates that the treatise will not be finalised by the last week in November</p> <p>Proceed with writing up results</p>	31 August
Chapter 5	Aug – Sep	<p>Please upload approved documents to Moodle site:</p> <ul style="list-style-type: none"> • CHAPTER FIVE (with TURNITIN Report) 	28 September
First Draft	Oct	Finalise first draft of Treatise and submit to supervisor for marking (<i>This draft must include a TURNITIN Report</i>)	31 October
Second Draft	Oct	<p>Supervisor marks first draft and gives extensive feedback to student.</p> <p>Student attends to feedback and returns treatise (<i>This final draft must include the</i></p>	9 November

The above-mentioned programme constitutes the SUPERVISION AGREEMENT between MS PN YEKI (Name of student) and PROF D PRETORIUS (Name of Supervisor) in order to complete the Treatise required for the treatise in the Development Studies Masters Programme.

By signing this document, the student and supervisor agree that they will adhere to Sections 5.2 and 5.3 of the Master's and Doctoral Degree Policy of the NMMU (please see General Prospectus), which respectively stipulate the responsibilities of the supervisor and student.

The student also agrees to meet or at the latest deliver 7 days after the deadlines stipulated on the agreement. The supervisor, on the other hand, agrees to provide feedback within a maximum 14 days after the submission of any piece of work by the student.


Signed by: MS PN YEKI

Date: 26/03/2018

Signature of student.....

Signed by: Prof. Deon Pretorius.....

Date: 29.3.2018.....

Signature of supervisor.....

APPENDIX 3: ETHICS FORM

NELSON M. MANDELA
UNIVERSITY

FORM E

ETHICS CLEARANCE FOR TREATISES

Please type or complete in black ink

FACULTY: BUSINESS AND ECONOMIC SCIENCES

DEPARTMENT: DEVELOPMENT STUDIES

I, (surname and initials of supervisor) PRETORIUS D

the supervisor for (surname and initials of candidate) YEKI PN

(student number) s 212217496

a candidate for the degree of MA DEVELOPMENT STUDIES

with a treatise entitled (full approved title of treatise):


considered the following ethics criteria (please tick the appropriate block):

	YES	NO
1. Is there any risk of harm, embarrassment or offence, however slight or temporary, to the participant, third parties or to the communities at large?		✓
2. Is the study based on a research population defined as 'vulnerable' in terms of age, physical characteristics and/or disease status?		✓
2.1 Are subjects/participants/respondents of your study:		✓
(a) Children under the age of 18?		✓
(b) NMMU staff?		✓
(c) NMMU students?		✓
(d) The elderly/persons over the age of 60?		✓
(e) A sample from an institution (e.g. hospital/school)?		✓
(f) Handicapped (e.g. mentally or physically)?		✓
3. Does the data that will be collected require consent of an institutional authority for this study? (An institutional authority refers to an organisation that is established by government to protect vulnerable people)		✓

3.1 Are you intending to access participant data from an existing, stored repository (e.g. school, institutional or university records)?	✓
4. Will the participant's privacy, anonymity or confidentiality be compromised?	✓
4.1 Are you administering a questionnaire/survey that:	✓
(a) Collects sensitive/identifiable data from participants?	✓
(b) Does not guarantee the anonymity of the participant?	✓
(c) Does not guarantee the confidentiality of the participant and the data?	✓
(d) Will offer an incentive to respondents to participate, i.e. a lucky draw or any other prize?	✓
(e) Will create doubt whether sample control measures are in place?	✓
(f) Will be distributed electronically via email (and requesting an email response)?	
<p>Note:</p> <ul style="list-style-type: none"> • If your questionnaire DOES NOT request respondents' identification, is distributed electronically and you request respondents to return it <i>manually</i> (print out and deliver/mail); AND respondent anonymity can be guaranteed, your answer will be NO. • If your questionnaire DOES NOT request respondents' identification, is <i>distributed via an email link and works through a web response system (e.g. the university survey system)</i>; AND respondent anonymity can be guaranteed, your answer will be NO. 	

Please note that if ANY of the questions above have been answered in the affirmative (YES) the student will need to complete the full ethics clearance form (REC-H application) and submit it with the relevant documentation to the Faculty RECH (Ethics) representative.

and hereby certify that the student has given his/her research ethical consideration and full ethics approval is not required.




 SUPERVISOR

29.3.2018

 DATE

HEAD OF DEPARTMENT



 STUDENT

DATE

26/03/2018

 DATE

Student(s) contact details (e.g. telephone number and email address):

0631174378

s212217496@Mandela.ac.za

Please ensure that the research methodology section from the proposal is attached to this form.

APPENDIX 4: TURNITIN REPORT

The screenshot displays the Turnitin interface within a university's Learning Management System (LMS). At the top, the user is identified as 'S212217496-Yeki Precious Nomantande'. The course is 'DEV510: Development Studies Treatise' at Nelson Mandela University. The navigation path is: My modules > DEV510 > MA Development Studies Research Module > Turnitin Draft 2.

My Submissions

Part 1

Title	Start Date	Due Date	Post Date	Marks Available
Turnitin Draft 2 - Part 1	26 Feb 2019 - 08:00	11 Nov 2019 - 23:59	11 Nov 2019 - 23:59	100

Refresh Submissions

Submission Title	Turnitin Paper ID	Submitted	Similarity	Grade	Actions
1st draft	1206690905	6/11/19, 19:52	10%	--	View Digital Receipt, Submit Paper, Download

Calendar (November 2019)

Mon	Tue	Wed	Thu	Fri	Sat	Sun
				1	2	3
4	5	6	7	8	9	10
11	12	13	14	15	16	17
18	19	20	21	22	23	24
25	26	27	28	29	30	

EVENTS KEY

- Hide global events
- Hide course events
- Hide group events
- Hide user events

APPENDIX 5: RESEARCH REQUEST



To : Mr Leon de Beer: **General Manager: National Wool Growers Association**

Cc : Mr Zithulele Mbatsha: **Senior Production Advisor: NWGA**

FROM : Precious Nomantande Yeki

INSTITUTION : NMU (STUDENT NUMBER: 212217496)

CONTACT : pnyeke37@gmail.com or 0631174378

DATE : 10 March 2018

REQUEST TO CONDUCT RESEARCH / COLLECT DATA WITHIN THE WOOL INDUSTRY IN THE EASTERN CAPE PROVINCE

Dear Sir

I am a student at the Nelson Mandela University (Port Elizabeth campus) studying towards my MA in Development Studies. Due to my passion and interest in the wool industry, particularly on what the industry is doing to facilitate transformation in South Africa. I have decided to conduct a research study entitled "**Assessing the influence of the NWGA wool programme on the farmers income and productivity: A case study of communal farmers in Amahlathi Local Municipality, Eastern Cape Province, South Africa**". I humbly request permission from the National Wool Growers Association to go ahead with my research.

Would you require any additional documentation, please don't hesitate to contact me on the above mentioned details.

Thanking you in advance.

Yours sincerely

PN Yeki
pnyeke37@gmail.com
063 117 4378

APPENDIX 6: RESEARCH QUESTIONNAIRE



An assessment of the impact of the NWGA Wool Programme on communal farmers in the

Amahlathi Local Municipality

This is a research questionnaire undertaken by Ms PN Yeki, a student from the Nelson Mandela University. It aims to assess the impact of the NWGA Wool Programme on communal farmers in the Amahlathi Local Municipality. The information given will be treated confidentially, processed anonymously and will NOT be used for taxation or other official purposes. Please fill in one questionnaire only for each entity.

- Name of Respondent (Optional):.....
- Date (day/month/year):...../...../.....
- Contact no.:.....

PART A: Participation into the programme

1.	Do you know about the NWGA Wool Programme?	1	Yes	2	No
2.	What exactly do you know about the programme?				

3.	Where did you get the information (source)?									
4.	Do you participate in the programme? (If not, continue at part B)				1	Yes	2	No		
5.	What motivated you to participate in the <i>NWGA Wool Programme</i> ?									
6.	When did you start? (Year)									
7.	How many sheep do shear?									
8.	What are the arrangements of your shearing procedure?									
9.	How do you rate the shearing procedure?		1	Short and simple	2	Lengthy & Complicated	3	Fair	4	Please comment

10.	What is your opinion about the standard of animals within this the NWGA programme comparing with those outside (1 = Higher, 2 = Same, 3 = Lower, 4 = Not sure)							
11.	Would you recommend the programme to someone who is considering joining?				1	Yes	2	No
12.	What is your opinion on the following statements on the programme?		1	Agree	2	Neutral	3	Disagree

	A. The <i>NWGA Wool Programme</i> provides access to reliable markets						
	B. It means getting better earnings						
	C. It gives stable prices to the farmers						
	D. It is aimed at community development						
	E. It is biased to a certain group of farmers						
	F. The benefits gained are less than the farmers' effort in production						
	G. The prices received from the wool broker are higher than the prices offered by buyers from the (neighbouring) communities						
13.	Are there any contributions that you as farmers have to you pay under the programme?	1	Yes	2	No		
14.	If yes, how much are you contributing?						
15.	Do you ever think of a possibility where there will be no funding (rams and all services) for the programme and it eventually stops?	1	Yes	2	No		
16.	What do you think the impact would be on your household if the programme stops	1	Negative	2	Nothing will change	3	Positive
17.	Do you wish to see the programme continues after the funders pull out?	1	Yes	2	No		

18.	Are you willing to make monetary contributions required for the programme to be sustainable?	1	Yes	2	No
19.	What are the services provided to you by the <i>NWGA Wool Programme</i> ?				

20.	In return to the services provided to you, how you ensure maximum production?				
21.	Are you satisfied with the way these services are provided to you?	1	Yes	2	No
22.	If not, what would you suggest to be improved?	Problem		Suggestion	
23.	What are the challenges of participating in the programme?	Challenges		Suggestion	

24.	Do you observe any improvement, on the following aspects, that can be attributed to your participation into the programme?				
	A. Household income	1	Yes	2	No
	B. Income received from livestock sales	1	Yes	2	No
	C. Food basket choices	1	Yes	2	No
	D. Children's access to education	1	Yes	2	No
	E. Access to private health service	1	Yes	2	No
	F. Housing infrastructure	1	Yes	2	No
	G. Output from your other farming enterprises	1	Yes	2	No
	H. Your livestock business skills	1	Yes	2	No
	I. Animal health standard	1	Yes	2	No
	J. Other (specify)	1	Yes	2	No

PART B: Non-participants (Communal farmers)

25.	Why do you not participate?					
26.	Do you foresee yourself participating?	1	Yes	2	No	
27.	Do you expect the programme to bring any changes in the way you have been farming?	1	Yes	2	No	
28.	If yes, what sort of changes do you expect?					
29.	How do you expect the programme to impact your livelihood (as a household)?	1	Improve	2	Stay the same	3 Not sure
30.	Do you foresee any improvement, on the following aspects, that can be attributed to your participation into the programme?					
	A. Household income	1	Yes	2	No	
	B. Income received from livestock sales	1	Yes	2	No	
	C. Food basket choices	1	Yes	2	No	
	D. Children's access to education	1	Yes	2	No	
	E. Access to private health service	1	Yes	2	No	

F. Housing infrastructure	1	Yes	2	No
G. Output to your other farming enterprises	1	Yes	2	No
H. Your livestock business skills	1	Yes	2	No
I. Other (specify)	1	Yes	2	No

31.	Are you planning to farm with sheep in order to take opportunity offered by the programme for as long as it lasts	1	Yes	2	No	3	Cannot tell at this stage
32.	How do you envisage the standard of your sheep when Too high High participating in this programme?	1	2	3	4	Low	

PART C: Livelihood Aspirations

33.	FINANCIAL CAPITAL	Availability	Very Adequate	Not Adequate
34.	Access to credit from:			

35.	Banks				
36.	Cooperatives				
37.	Money lenders				

38.	Relatives						
39.	Personal savings						
40.	Contractors						
41.	Government subsidies						
42.	HUMAN CAPITAL						
43.	Training						
44.	Vocational training						
45.	Extension service						
46.	Skills training						
47.	Record-keeping						
48.	Shearing						
49.	Sheep Farm Husbandry						
50.	Financial management						

51.	Feed Management						
52.	Auctions						
53.	PHYSICAL CAPITAL						
54.	Transport						
55.	Markets						
56.	Accessibility of roads						
57.	Electricity						
58.	Storage						
59.	Dipping tanks						
60.	NATURAL CAPITAL						
61.	Land						
62.	Water supply						
63.	SOCIAL CAPITAL						

64.	Member of Cooperatives		Yes		No	
65.	If yes, list the type of benefits					

PART D: Non-participant (advisory official)

If there are any constraints in the programme, what would you suggest to be improved?	Constraint	Suggestion
What are the opportunities of the programme?	Challenges	Suggestion

Thank you for your participation!

APPENDIX 7: LETTER FROM EDITOR

S. Ferreira	
Westmead Drive Theescombe Port Elizabeth 6001	PO Box 15439 Emerald Hill Port Elizabeth 6011

To whom it may concern

This document serves to confirm that the following thesis paper has been checked:

NAME: Precious N Yeki

Student Number: 212217496

This paper has been checked for:

1. Grammar
2. Spelling
3. Punctuation
4. Other formatting errors

I have left my comments in the review section of the document.

Should you have any further enquiries, please do not hesitate to contact me.

Kind regards

Simoné Ferreira

