

Microalgae based wastewater treatment coupled to the production of high value agricultural products: Current needs and challenges

Ainoa Morillas-España^{a,b}, Tomas Lafarga^{a,b*}, Ana Sánchez-Zurano^{a,b}, Francisco Gabriel Acién-Fernández^{a,b}, and Cynthia González-López^a

^a Department of Chemical Engineering, University of Almeria, 04120, Almeria, Spain.

^b CIESOL Solar Energy Research Centre, Joint Centre University of Almería-CIEMAT, 04120ç, Almería, Spain

* lpt365@ual.es

Abstract

One of the main social and economic challenges of the 21st century will be to overcome the worlds' water deficit expected by the end of this decade. Microalgae based wastewater treatment has been suggested as a strategy to recover nutrients from wastewater while simultaneously producing clean water. Consortia of microalgae and bacteria are responsible for recovering nutrients from wastewater. A better understanding of how environmental and operational conditions affect the composition of the microalgae-bacteria consortia would allow to maximise nutrient recoveries and biomass productivities. Most of the studies reported to date showed promising results, although up-scaling of these processes to reactors larger than 100 m² is needed to better predict their industrial relevance. The main advantage of microalgae based wastewater treatment is that valuable biomass with unlimited applications is produced as a co-product. The aim of the current paper was to review microalgae based wastewater treatment processes focusing on strategies that allow increasing both biomass productivities and nutrient recoveries. Moreover, the benefits of microalgae based agricultural products were also discussed.

Keywords: bioremediation, cyanobacteria, nutrients, water, biostimulants, biofertilisers.

1. Introduction

You never miss the water till the well runs dry. It's an old saying that it is now more relevant than ever: approximately 60% of the world population is expected to suffer a water shortage by 2025 (Schewe et al., 2014). One of the main social and economic challenges of the 21st century will be to overcome the world's water deficit expected by the end of this decade. Main causes for this deficit include an increased demand for water, contamination of water resources, and lack of technologies to reclaim used water. The main goal of wastewater treatment processes is to allow the reutilisation or discharge of effluents back into the environment without causing a significant damage. However, conventional nutrient removal methods have restrictions concerning their high-energy requirements or environmental impact (greenhouse gas emissions) and are facing challenges to meet strict nutrient discharge standards (Muga and Mihelcic, 2008).

The search for an alternative economic, sustainable, and effective strategy to process wastewater led to an increased interest in microalgae-based wastewater treatment processes. The use of microalgae is considered as one of the most promising strategies to process wastewater (Acién Fernández et al., 2018; Cai et al., 2013; Lage et al., 2018; Vo et al., 2020) and is already being implemented at commercial scale (e.g. Chiclana and Mérida in Spain or Christchurch in New Zealand). In the current review, the term microalgae will be used indistinctively to refer to prokaryotic cyanobacteria and eukaryotic microalgae. Cyanobacteria are a bacterial phylum capable of performing photosynthesis and for this reason these microorganisms are generally included into the term "microalgae". Recovering nutrients from wastewater using microalgae involves the symbiotic association of microalgae with aerobic and anaerobic microorganisms. It is not possible to produce 100% pure microalgal cultures

at large scale, especially when using open reactors and wastewater. The composition of the microalgae-bacteria consortia depends on several factors including the quality of the water used, environmental conditions and operational conditions (Collao et al., 2021). For example, a low light availability (e.g. high culture depths) (Sánchez-Zurano et al., 2021a) and an increase in temperature (González-Camejo et al., 2017) promote the growth of nitrifying bacteria. If operational conditions are managed properly, over 95% of the produced biomass will be microalgae (Herrera et al., 2020).

The association of microalgae and other microorganisms is generally beneficial for microalgal growth. Yeast such as *Rhodotorula glutinis* promoted biomass and lipid productivity in culture of *Arthrospira platensis* (Xue et al., 2010). Certain bacterial groups can synthesise micronutrients, siderophores, growth stimulants, and antibiotics that promote growth and protect algae from pathogenic microorganisms (Lian et al., 2018). Some of the most common symbiosis factors produced by bacteria to promote microalgal growth are vitamin B₁₂, nitrogen, dimethylsulfoniopropionate, roseobacticides, virbioferrin, and acyl-homoserine lactone, among others (Fuentes et al., 2016; Yao et al., 2019). Bacteria and yeast not only promote growth but also the composition of the produced biomass (Fuentes et al., 2016; Yao et al., 2019). Bacteria present in microalgal cultures such as *Flavobacterium*, *Terrimonas*, and *Sphingobacterium* produce extracellular metabolites that facilitate harvesting by increasing the floc size and promoting the sedimentation of microalgae (Lee et al., 2013). One of the main advantages of using microalgae-bacteria consortia is their dual role: they not only remove contaminants/nutrients but also produce valuable biomass that can be further used for a wide variety of applications. For example, microalgae produced using cattle dairy wastewater has been used for fertilising pasture and led to higher concentrations of minerals including phosphorus, calcium,

magnesium, and manganese and a higher dry matter content (Lorentz et al., 2020). Biostimulants are among the most common microalgae derived products currently available in the market. Biostimulants are considered environmentally friendly and cost-effective products when compared to their synthetic counterparts. These products are highly demanded, especially in the organic cropping system (Colla and Roupael, 2020; Ronga et al., 2019). Their potential utilisation to obtain increased yields or improved fruit quality has been demonstrated in several recent reports (Coppens et al., 2016; Dineshkumar et al., 2020b; Garcia-Gonzalez and Sommerfeld, 2016; Navarro-López et al., 2020; Uysal et al., 2015).

The aim of the current paper was to review recent findings on wastewater treatment using microalgae-bacteria consortia and to summarise and discuss the potential utilisation of microalgal biomass as feedstock for the production of biostimulants. Moreover, this review also discusses the main advantages and limitations of current microalgae production systems focusing on those processes that are coupled to wastewater treatment and production agricultural products.

2. Culturing and processing of microalgal biomass

Microalgae biotechnology is a relatively new research area. As highlighted in the previous section, microalgae have potential applications in both wastewater treatment and agriculture. Microalgae are unicellular photosynthetic microorganisms with a simple reproductive and cell growth system, which allows a fast proliferation and long-term survival in harsh environments (Chiaiese et al., 2018). Although microalgae grow naturally in lakes, rivers, or oceans, these ecosystems allow very low biomass concentrations for large-scale harvesting. Thus, to obtain higher concentrations,

microalgae need to be produced in photobioreactors that have evolved from initial open ponds to a wide variety of modern designs. The aim of the current section is to describe and summarise the production and processing of microalgae, focusing on those methods relevant to wastewater treatment and production of agricultural products.

2.1 Culturing of microalgae

Several photobioreactor designs are currently being used for microalgae production, being strains of the genus *Arthrospira*, *Isochrysis*, *Nannochloropsis*, *Tetraselmis*, *Chlorella*, *Haematococcus*, and *Dunaliella* the most widely produced. The selection of a certain reactor will depend on the end application of the biomass and the produced strain. For example, open ponds such as those shown in Figure 1 are the preferred option when producing microalgae using wastewater while more complex closed tubular reactors are more suitable when the biomass is used for food, cosmetic, or pharmaceutical applications. Closed systems have the advantage of providing a controlled environment that can be manipulated according to the microalgal requirement. A higher process control allows achieving higher volumetric productivities. For example, the productivity of the microalga *Nannochloropsis gaditana* using closed tubular photobioreactors was $0.6 \text{ g}\cdot\text{L}^{-1}\cdot\text{day}^{-1}$ (San Pedro et al., 2015), while the maximum productivity that could be achieved in an open raceway was $0.2 \text{ g}\cdot\text{L}^{-1}\cdot\text{day}^{-1}$ (San Pedro et al., 2014). Closed photobioreactors can be controlled to satisfy specific biological and physiological demands of microalgae and allow the production of monocultures that cannot be produced in open systems. Still contaminations represent a challenge, even for closed systems. A disadvantage of closed photobioreactors is their high cost investment that can be around $0.6\text{-}1.2 \text{ M€}\cdot\text{ha}^{-1}$ and leads to higher biomass production costs, in the range $20\text{-}30\text{€}\cdot\text{kg}^{-1}$. For

this reason, closed systems are used for the production of high-value strains such as *Haematococcus pluvialis* (Villaró et al., 2021), which is used as a source of astaxanthin, a potent antioxidant carotenoid used in the food and cosmetic industries that can reach a market price of 2,500€·kg⁻¹ (Ledda et al., 2016).

Because of their complexity and higher production costs, closed bioreactors are not recommended for wastewater treatment processes. In turn, open systems are much simpler to operate and their fixed and operational costs much lower – cost investment for these systems range from 0.13 to 0.37 M€·ha⁻¹ (Chisti, 2013; Norsker et al., 2011). After decades of research, biomass production costs using open systems have been reduced to 5.0-10.0 €·kg⁻¹. This value could be further reduced to under 1.0 €·kg⁻¹ if the process is scaled-up sufficiently and biomass production is coupled to wastewater treatment and CO₂ capture from flue gases (Acién et al., 2012). One of the main disadvantages of open systems is their lower biomass productivity when compared to closed photobioreactors. The maximal biomass concentration reached in open systems is lower, around 0.5-0.6 g·L⁻¹, mainly because of the self-shading or shadow effect of microalgae. Raceway reactors can be operated at depths of 0.10-0.15 m (Acién Fernández et al., 2013). However, higher depths of up to 1 m have also been evaluated as a strategy to avoid freezing and minimise heat loss during cold time (Sawant et al., 2018) and lower depths (0.05 m) have been used to increase light availability (Sánchez-Zurano et al., 2021b). Light availability is the most important factor in the growth and productivity of photosynthetic microorganisms and current raceway designs do not allow to optimise light utilisation (Barceló-Villalobos et al., 2019). This drawback has been improved by reducing the culture depth. Thin-layer reactors which use water depths ranging from 0.006 to 0.040 m are highly productive

and allow productivities comparable to those of closed systems (Masojídek et al., 2011; Morales-Amaral et al., 2015; Morillas-España et al., 2021a, 2020).

Artificial illumination is economically prohibitive for low value applications. Therefore, wastewater treatment processes based on microalgae are carried out outdoors using the sun as the source for light. These processes are highly influenced by environmental factors namely temperature and solar radiation. For example, the areal productivity of an optimised large-scale raceway reactor used to produce *Scenedesmus almeriensis* reached 20-25 g·m²·day⁻¹ (0.14-0.17 g·L⁻¹·day⁻¹) in summer and maximum productivities in winter and autumn were close to 15 g·m²·day⁻¹ or 0.10 g·L⁻¹·day⁻¹ (Morillas-España et al., 2020). As open systems are exposed to the environment, other microorganisms can lead to contamination of the culture. Only a limited number of strains that are robust enough, fast-growing, and tolerant to extreme conditions can be produced in open reactors and only those that produce a valuable compound render the process economically viable. This include *Arthrospira platensis* and *Chlorella vulgaris*, mainly used as food, and *Dunaliella salina* used as a source of β-carotene (Lafarga, 2020). The maintenance of monocultures (or cultures high a very high content of one strain) at large-scale remains challenging (Lage et al., 2018). In this sense, several research groups are currently identifying extremophile strains that show potential for being produced outdoors and accumulate valuable biomolecules, generally carotenoids (Lafarga et al., 2021). Indeed, the above-mentioned strains *A. platensis* and *D. salina* are extremophiles as they can be produced at pH values in the range 9-10 and salt concentrations up to 300 g·L⁻¹. When coupled to wastewater treatment, contamination of the culture is not a major problem. Microalgae-based wastewater treatment is carried out by consortia of microalgae and bacteria (and other microorganisms such as yeasts and moulds) naturally present in

the wastewater and in the environment. A large biodiversity is generally preferred in wastewater treatment processes. In a recent study, metabarcoding of 16S and 18S genes revealed the dynamics of eukaryotic and prokaryotic communities in a *Scenedesmus dimorphus*-based wastewater treatment process, and identified other microalgae (*Chlorella*, *Pseudocharaciopsis*, *Characium*, and *Oocystis*) that co-dominated the system as well as bacteria (*Proteobacteria*, *Firmicutes*, *Bacteroidetes*, and *Actinobacteria* were the most abundant phyla), and fungi (Ferro et al., 2020). Similar results were observed in cultures of *Anabaena* sp. and *Dolichospermum* sp. produced using waste streams and raceway reactors. In this case, although the consortia contained a large number of different microorganisms including *Chlorella* strains, both *Anabaena* sp. and *Dolichospermum* sp. managed to be the predominant microorganisms (Morillas-España et al., 2021c).

Overall, the selection of the type of photobioreactor used for microalgal growth will depend on the intended use and desired quality of the biomass. When microalgae are used for wastewater treatment and as a source of bioproducts for agriculture, they are produced using open photobioreactors. Main reasons are the lower production costs and the ease of construction, operation, and scale-up of the facilities. Moreover, the surface-to-volume ration of raceway reactors is higher than that of closed systems or thin-layer cascade designs, allowing the processing larger volumes of water per surface unit.

2.2 Processing of microalgal biomass

Prior to commercialisation of the biomass, microalgae need to be harvested. Harvesting and dewatering contribute 3-15% to algae biomass production costs (Fasaei et al., 2018) and refer to a number of processes where a diluted microalgae

suspension is concentrated into a thick paste. Different methods are available for concentrating microalgal biomass and the main advantages and limitations of current harvesting strategies have been revised previously (Barros et al., 2015; Chen et al., 2011; Kadir et al., 2018; Singh and Patidar, 2018). Ideally, the harvesting step should be effective for a large number of microalgal strains and should allow high biomass concentrations at low (moderate) costs of operation, energy, and maintenance (Danquah et al., 2009). Separating algae from water remains a major hurdle to industrial-scale processing and a universal harvesting method does not exist yet. The method used will depend on the final use of the biomass but also on fundamental properties of the microalgae such as strain, density, particle shape, or particle size (Kadir et al., 2018).

For many applications, microalgal harvesting comprises two steps, pre-concentration or thickening and dewatering. However, sometimes a single step is used depending on the desired water content of the suspension (indeed, the most common current strategy at large scale is centrifugation). Flocculation, flotation, or filtration have been used for pre-concentration, followed by centrifugation or filtration applied subsequently as the main dewatering methods to concentrate microalgal cells into pastes. Pre-concentration using flocculation results in the lowest energy requirements but because of the need for chemicals and loss of flocculants, these systems end at the same cost level as mechanical harvesting systems (Fasaei et al., 2018). Bioflocculation is being evaluated as an inexpensive technology for harvesting microalgae and main findings have been summarised in several review papers (Alam et al., 2016; Nazari et al., 2020; Ummalyma et al., 2017). Bioflocculation is a flocculation process of microalgal cells assisted with microorganisms. The aggregation of bacteria and microalga creates large flocs that settle down by gravity without need for adding chemical aids or

modifying the pH of the culture. For example, the diatom *Skeletonema* was used to form flocs of *Nannochloropsis* (Salim et al., 2011) and *Citrobacter freundii* and *Mucor circinelloides* improved the flocculation of *Chlorella* (Jiang et al., 2021). In addition, the bioflocculant poly γ -glutamic acid produced by *Bacillus licheniformis* CGMCC 2876 was effectively used to concentrate the microalga *Desmodesmus* sp. F51 allowing a flocculation efficiency higher than 99% and a harvesting efficiency of 95% (Ndikubwimana et al., 2014). This strategy can also be used as a method to improve nitrogen and phosphorus removal from wastewaters as the microalgal-bacterial flocs tend to adsorb suspended compounds (Ummalyima et al., 2017). Filtration techniques are currently being investigated and membrane bioreactors are widely used for municipal and industrial wastewater treatment. The use of membranes to maximise nutrient recoveries from wastewater is also common (Morillas-España et al., 2021d). One of the main limitations of membrane technologies is that microalgae lead to fouling/clogging and reduced flux and therefore to increased operational costs (Singh and Patidar, 2018). However, a correct design of the process and the use of anti-fouling strategies such as intermittent permeation, membrane backwashing, air backwashing, or air-induced cross flow can minimise this issue. Flocculation and membrane filtration are limited in terms of maximal concentration and are generally followed by a centrifugation step, which has potential to achieve high biomass concentrations. However, we would like to highlight what discussed above: a universal harvesting method does not exist and the selected method should be optimised for each process independently.

Once the biomass is concentrated, it needs to be further processed rapidly to avoid spoilage, especially in hot climates (Lafarga, 2020). When used as a source of bioactive compounds for agriculture as a biofertiliser or biostimulant, microalgal

biomass is commercialised as a liquid suspension. For this reason, drying processes will not be discussed in the current paper. Main drying strategies which include freeze-drying, rotary drying, spray drying, solar drying, and incinerator drying and have been revised previously (Chen et al., 2015; Show et al., 2015).

One of the main challenges of producing valuable bioactive compounds using microalgae is that these are (most of the times) produced and accumulated inside microalgal cells. Because microalgal cell walls are rigid and protective, a disruption step is generally required to allow the extraction of valuable biomolecules. In this sense, several strategies have been studied including enzymatic or chemical hydrolysis, bead milling, high pressure homogenisation, sonication, microwaves, pulsed electric fields, high-voltage electrostatic fields, and high-voltage electrical discharges (Lafarga, 2020). At large scale, the most relevant strategies are high-pressure homogenisation, bead milling and, to a lower extent, sonication. High-pressure homogenisation is a mechanical process during which the solution containing the biomass is forced by high pressure (50-300 MPa) through a micrometric disruption chamber. This increases the velocity and subjects the cells to intense fluid-mechanical stresses that disrupt cell walls and membranes (Carullo et al., 2018). Sonication consists on the use of ultrasonic waves, at frequencies beyond 18 kHz, to generate bubbles that collapse and generate spots of extremely high temperature and pressure that induce cell wall disruption (Nicolau-Lapeña et al., 2019). High-energy demands are a major bottleneck for downstream processing of microalgae. Energy consumption of high-pressure homogenisation is lower than that of sonication and is therefore, together with bead milling, the preferred strategy for large-scale processing of microalgae. Pulsed electric fields are being industrially used in the food industry (Lafarga et al., 2018) and could be used to disrupt the cell wall of microalgae at

industrial level. Although this strategy has not been implemented at large scale (up to the best of the authors' knowledge) several laboratory scale trials have been conducted and results are promising (Carullo et al., 2018; Käferböck et al., 2020). Finally, as mentioned before, microalgae based agricultural products are generally commercialised as a liquid suspension (rich in nutrients). This means that a thermal treatment, generally a pasteurisation step is used to increase shelf life and avoid spoilage of the product. Other technologies used to extend the shelf life of food such as high pressure processing or ohmic heating could be implemented to extend the shelf life of agricultural products, although these have not yet been evaluated (ohmic heating was assessed as a cell wall disruption step (Yodsuwan et al., 2018) but not to increase the shelf life of microalgae products).

3. Microalgae and wastewater treatment

Unfortunately, most wastewater produced globally is discharged into the environment without treatment – over 80% of sewage water is discarded untreated (Khan et al., 2019). Wastewater treatment can include physical, chemical, and biological strategies and it allows releasing the water, once treated, into the environment. One of the main advantages of using microalgae for wastewater treatment, besides high efficiency and safety, is that the generated biomass can be further used for numerous applications. These include the production of biofuels (Malla et al., 2015), animal feed (Zhou et al., 2012), or biofertilisers and biostimulants for agriculture. Another important advantage is that microalgae wastewater treatment can be economically viable and sustainable. Indeed, a techno-economic analysis revealed that (under the optimum scenario) the overall cost of processing wastewater using microalgae could be $0.15 \text{ \$}\cdot\text{m}^{-3}$ - which is a 30% lower than for activated sludge and was calculated without considering the revenues obtained from the commercialisation of the end agricultural products (Ación

et al., 2017). Moreover, the process can also show a positive energy balance if coupled with biomethane production, rendering the process economically viable and sustainable (Acién et al., 2017).

3.1. Microalgae-bacteria interactions

The development of processes to remove associated bacteria from microalgal cultures and maintain bacteria-free cultures in large-scale production has been attempted (Wang et al., 2016). However, it is deemed impractical and unsustainable because in most cases, bacteria are introduced into microalgae cultivation systems through algae stocks used as starter cultures, which are often not axenic (Gouveia et al., 2019). Moreover, bacteria can access microalgal cultures via multiple operation processes as the culture media used during dilution or as airborne invaders in open systems. Bacteria and microalgae cannot be understood properly if they are evaluated individually. Both appear together in nature and establish many types of interactions, since mutualism or symbiotic relationship until commensalism or parasitism (Fuentes et al., 2016). Microalgae-bacteria interactions are well known for a long time and were already described by Oswald in 1953 (Oswald, et al., 1953). These interactions occur in the area surrounding microalgal cells, where metabolites are exchanged between microalgae and bacteria (Amin et al., 2012) and are species specific as the microenvironment of each microalga is different.

Currently, it is accepted that the interactions between microalgae and bacteria have potential to improve microalgal biomass production (Fuentes et al., 2016). Nutrient exchange plays a major role. Under illumination, microalgae perform photosynthesis, consuming carbon dioxide and producing oxygen. This oxygen is essential for the degradation of organic matter present in wastewater by heterotrophic bacteria. Simultaneously, during bacterial oxidation of organic matter, carbon dioxide is

produced and is available for microalgae to produce photosynthesis (Quijano et al., 2017). Nitrifying bacteria or nitrifiers also are present in wastewater and also have a symbiotic relationship with microalgae. Indeed, these microorganisms transform ammonium into nitrate using the oxygen produced by microalgae (Vargas et al., 2016). Vitamins, macronutrients, and plant hormones excreted by bacteria promote microalgal growth. A survey of 326 algal species conducted in 2005 revealed that 171 require exogenous vitamin B₁₂, and that the (unexpected) source of this vitamin were bacteria (Croft et al., 2005). Since then, several studies demonstrated the exchange of vitamin B₁₂ from bacteria to microalgae, for example, from *Mesorhizobium* sp. to the B₁₂-dependent microalga *Chlamydomonas nivalis* (Kazamia et al., 2012) or from *Sinorhizobium meliloti* to *Chlamydomonas reinhardtii* (Xie et al., 2013).

The association of microalgae and bacteria during wastewater treatment has advantages as well in terms of nutrient recoveries. For instance, a combination of *C. vulgaris* and a microalgal growth-promoting bacterium as *Azospirillum brasilense*, allowed an increased removal of nutrients (nitrogen and phosphorus) than microalgae alone (De-Bashan et al., 2004). One of the reasons for this effect is that bacteria can increase nutrient availability. For example, in most cases, wastewaters contain organic phosphorus that is not available (or with low availability) for uptake by microalgae. However, bacteria produce enzymes to mineralize the organic phosphorus making it bioavailable for microalgae (Solovchenko et al., 2016). Further studies that allow to understand better the interaction between microalgae and bacteria are needed. This might be the key to maximize productivity, nutrient recoveries and environmental and economic impact (Acién et al., 2016).

3.2. Biomass productivities and nutrient recoveries

Table 1 lists some of the most recent findings on wastewater treatment using microalgae and pilot- or large-scale photobioreactors. The selection of a robust and highly-productive strain capable to grow under a wide range of environmental conditions is of key importance. The most common genus used for wastewater treatment were *Scenedesmus* and *Chlorella* (Table 1). These demonstrated a high tolerance to adverse environmental conditions (high temperatures and solar radiation) and resistance to high N-NH₄⁺ concentrations. N-NH₄⁺ inhibits algal growth after a certain strain-dependent threshold (and is naturally present at high concentrations in some types of wastewater). Other microalgae such as *Arthrospira platensis* (Wuang et al., 2016; Zhou et al., 2017), *Tetraselmis* sp. (Andreotti et al., 2020; Michels et al., 2014), or *Haematococcus pluvialis* (Haque et al., 2017; Pan et al., 2021) have been studied as candidates to recover nutrients from wastewater at laboratory-scale using different photobioreactor designs.

The up-scaling of these processes using low cost photobioreactors that allow the processing of large volumes of wastewater is necessary to assess their commercial potential. The most commonly used reactors in the literature are raceways, which was expected because of the above-described advantages of raceways for low-value applications. However, other common designs such as bubble columns and tubular reactors or more innovative reactors have been described. Further efforts are needed to further up-scale these processes as, although some studies were conducted in relatively large reactors, their scale is not yet representative of industrial processes (reports using photobioreactors larger than 100 m² are not available).

In terms of nitrogen and phosphorus removal capacities, all the studies demonstrated that microalgae are able to recover large percentages of the total nitrogen and phosphorus present in the wastewater. However, the percentage of nitrogen or

phosphorus recovered will depend largely on the initial concentration in the wastewater. It is more accurate to express removal capacity of a process as grams of nitrogen or phosphorus that can be recovered per square meter and day. Nitrogen and phosphorus removal rates of up to 4286 and 227 mg·m⁻²·day⁻¹ respectively have been reported in pilot-scale raceway reactors (80 m², 11.8 m³) operated using primary wastewater (Morillas-España et al., 2021b). In that study, the authors concluded that approximately 15-30% of the nitrogen removed from the wastewater was stripped into the atmosphere (Morillas-España et al., 2021b). Little is known about the effect of environmental and operational conditions on the composition of the microalgae-bacteria consortia. In addition, the effect of the composition of the consortia on the efficiency of the process and on the overall biostimulant activity of the biomass is not known. A recent study concluded that both, the dilution rate and the depth of the culture can affect significantly the microbial populations of the culture (Sánchez-Zurano et al., 2021a). In that study, the authors observed that the abundance of nitrifiers increased with culture depth and this could lead to the accumulation of nitrate in the system. In a different study, a significant variation in the composition of the consortia during the year was reported, and this partially contributed (together with environmental fluctuations throughout the year) to the observed differences in the nitrogen and phosphorus removal efficiencies (Sánchez Zurano et al., 2020). Similar results were observed in another report, where a strong influence of temperature, solar radiation, and nutrient content on bacterial communities was observed (Collao et al., 2021). In that study, the authors suggested that the excretion of microalgal substances to the medium could modulate bacterial communities and therefore, the performance of the system and the overall quality of the produced biomass. Only a limited number of studies conducted mass balances or reported phenomena that take place during

wastewater treatment (nitrification, stripping, or precipitation of phosphorus, for example). This should be also considered in further studies as, for example, stripping could represent a large percentage of the total nitrogen “consumption”.

4. Microalgal agricultural products: A biorefinery approach

Microalgal biomass produced using wastewater can be used for different applications. For example, because of their high content in protein and in valuable bioactive molecules, several animal feeds (especially aquafeeds) enriched using microalgal biomass have been developed and demonstrated antioxidant, antimicrobial, and disease-preventing effects (Dineshababu et al., 2019). High production costs of microalgal biomass when compared to conventional feed ingredients (soybean, fish oil, etc.) has been suggested as the main challenge that needs to be addressed before fully exploiting microalgae in the animal feed industry (Dineshababu et al., 2019). In this sense, the use of wastewater as a source of nutrients could contribute to reducing production costs. A recent study suggested that microalgae production costs could be lower than 1 €·kg⁻¹ if produced using wastewater and flue gases (Garrido-Cardenas et al., 2018). The utilisation of microalgal biomass, or the “residues” left after the extraction of valuable microalgal products, for producing biogas by anaerobic digestion could allow to increase the economic viability of using microalgae in the feed industry (Uggetti et al., 2014).

4.1. Biofertilisers and biostimulants

Low production yields are mainly caused due to insufficient nutrient availability, which is a major agronomic problem in some parts of the world (while excess nutrients represent a problem in some others). Chemical fertilisers and manure have been key

to agricultural intensification but they also lead to a widespread nutrient pollution and the degradation of lakes, rivers, and coastal ocean while the release of nitrous oxide from fertilised fields contributes to climate change (Foley et al., 2011). This, together with an improved knowledge about the relationship between plants and soil microorganisms occurring in the rhizosphere have led to an increasing development and utilisation of microbial-based fertilisers or biofertilisers worldwide (Malusá and Vassilev, 2014).

Biostimulants offer a novel approach for the regulation or modification of physiological processes in plants. Not only to stimulate growth but also to mitigate stress-induced limitations and finally increase yields (Yakhin et al., 2017) – Figure 3. Both biofertilisers and biostimulants are considered environmentally friendly and cost-effective products and are highly demanded, especially in the organic cropping system (Ronga et al., 2019). Plant biostimulants can be divided into 7 major groups: (i) humic and fulvic acids, (ii) protein hydrolysates and other N-containing compounds, (iii) algal extracts and botanicals, (iv) chitosan and other biopolymers, (v) inorganic compounds, (vi) beneficial fungi, and (vii) beneficial bacteria. Their nature is very diverse as well as their physiological functions. To date, several physiological functions have been demonstrated and these include the protection of photosynthetic compounds against photo damage or the initiation of lateral roots – Table 2. Microalgal extracts demonstrated gibberellin-like, auxin-like, and cytokinin-like effects in previous reports (Navarro-López et al., 2020). Gibberellins are plant hormones that promote plant growth in a variety of developmental contexts. Mutants defective in gibberellins show reduced elongation of roots, stems, and floral organs (Rizza et al., 2017). Auxins (i.e. indole-3-acetic acid, indole-3-butyric acid, phenylacetic acid) and cytokinins (*trans*-zeatin, kinetin, *N-N'*-diphenylurea) were identified in several microalgal species from

Chlorella, *Scenedemus*, and *Acutodesmus* genus (Piotrowska-Niczyporuk et al., 2020). Auxins have the ability to induce growth responses in plants and have implications in most of the quantitative changes that occur during a plants' life cycle (Keswani et al., 2020). Cytokinins participate in the regulation of plant growth, physiological activities, and yield and play a key role in response to abiotic stress (Li et al., 2021).

Microalgal biomass has potential to prevent nutrient loss by gradually releasing nitrogen, phosphorus, or potassium into the environment. Different microalgae-based biofertilisers or biostimulants are currently commercially available and these include AlgaFert® and AlgaFert Eco® commercialised by the Spanish company Biorizon Biotech SL (Almería, Spain). Almost one century ago, Alfred Redfield concluded that plankton have an average atomic C:N:P stoichiometry of 106:16:1 (Redfield, 1934). In the case of freshwater microalgae, the Redfield ratio is not a rule with N:P molar ratios ranging within 8:1 and 45:1 (Whitton et al., 2016). The C:N:P of microalgae reflects their macromolecular composition: protein is the major reservoir of cellular nitrogen, phospholipids and nucleic acids are the major reservoirs of phosphorus, and protein, lipid, and carbohydrate content determine cellular carbon (Finkel et al., 2016). Significant phylogenetic differences in macromolecular composition of microalgae have been identified after conducting a hierarchical Bayesian analysis using a large number of data compiled from the literature. For example, while cyanobacteria have an averaged protein content of 42.2%, the protein content of other phyla such as Chlorophyta or Bacillariophyta is around 32.8 and 29.2% respectively (Finkel et al., 2016). However, the composition of microalgal biomass also depends on other factors which include culture media composition and environmental factors like temperature or solar radiation (Lafarga, 2020). Thus, the chemical characteristics of microalgae-

based biofertilisers or biostimulants will be highly influenced by all these factors. For example, a recent study demonstrated that the molar N:P composition of the microalgae *C. vulgaris*, *Stigeoclnium* sp., *S. obliquus*, and *C. sorokiniana* ranged within 7.8 to 20.3 when produced in a growth medium with an N:P ratio of 6:1 and that this difference was reduced to a ratio between 11.3 and 16.3 when the microalgae were transferred to a growth medium with an N:P ratio of 2:1 (Whitton et al., 2016). As an example, the commercial microalgal fertilisers AlgaFert® (Biorizon Biotech SL, Spain) and Spirature (Agrinature Producciones Agrícolas SL, Spain), both based on *Spirulina*, have an NPK ratio of 1-7-3.

As highlighted in previous sections, one of the advantages of microalgae is that this valuable resource can be produced in wastewater obtaining a dual role: (i) phycoremediation of wastewater and (ii) biomass rich in macro- and micro-nutrients essential for an optimal crop growth and development – Figure 2. All that glitters is not gold, and microalgae-based agricultural products have some drawbacks. For example, microalgae have the ability to accumulate heavy metals, and for this reason, accurate chemical analysis should be performed to certify safe agricultural microalgae-derived products (Ronga et al., 2019). Moreover, the effect of wastewater on the composition of the biomass, and therefore on the quality and bioactivity of the end product, has been generally overlooked. Wastewaters generally have a low content of phosphorus, and it is known that phosphorus limitation (generally) promotes lipid production and accumulation and a substitution of phospholipids with glycolipids and/or betaine lipids (Huang et al., 2019). Phosphorus limitation also led to an increased content of carotenoids, ascorbic acid, and tocopherols (Gauthier et al., 2020). The exposure of microalgae to heavy metals that can be present in wastewater can also promote the synthesis of valuable compounds such as ascorbate peroxidase,

catalase, superoxide dismutase, or ascorbate among other compounds (Gauthier et al., 2020).

Microalgae have also been suggested as biological biocides to manage pests and diseases (Renuka et al., 2016). Ongoing studies and developments on this field will certainly result in the appearance of commercial microalgae-derived biocides in the future.

4.2 Application of microalgae in soil

Several reports demonstrated the effectiveness of microalgae-based biofertilisers to improve crop yields. Indeed, rice cultivation inoculated with the microalgae *Chlorella vulgaris* or *Arthrospira platensis* led to 7-21% higher rice yields (Dineshkumar et al., 2018). Results were consistent with those reported in a different study, where microalgae and cyanobacteria inoculation enhanced nutrient uptake and rice growth in China – microalgae inoculation also led to reduced arsenic translocation from roots to grains in arsenic-contaminated paddy soils (Wang et al., 2018). The potential utilisation of dried biomass and extracts from *Acutodesmus dimorphus* as biofertiliser in Roma tomato plants was also investigated (Garcia-Gonzalez and Sommerfeld, 2016). The authors of that study reported that *A. dimorphus*, applied 22 days prior to seedling transplant, led to increased plant growth and higher number of branches and flowers. Similar results were observed in a recent study where eighteen liquid extracts obtained from microalgae and cyanobacteria improved root and shoot length of tomato plants by 112 and 53%, respectively (Mutale-joan et al., 2020) – Figure 4. The authors of that study identified the production of a vast array of metabolites induced by microalgal extracts which led to accumulation of palmitic acid and stearic acids in the plants as well as pyridine-3-carboxamide, an active form of vitamin B3. In a different

study, the potential of *Chlorella vulgaris* or *Arthrospira platensis* alone or mixed with cow manure on growth parameters, biochemical composition, and nutritional properties of onions was evaluated (Dineshkumar et al., 2020b). Higher yields and quality were observed when manure was combined with *A. platensis* followed by manure combined with *C. vulgaris*. Both microalgae, when used alone, led to higher yields and quality than manure alone. Not only microalgal biomass but also microalgal co-products from other industrial processes can be used to improve plant yields. For example, Solé-Bundó et al., (2017) suggested that the digestate from microalgae anaerobic digestion and co-digestion with primary sludge could be a promising solution towards both wastewater treatment and, because of its high organic matter and macronutrients, agriculture.

Utilisation of microalgae as a biofertiliser could promote not only yields but also quality. For example, comparable growths after cultivating tomatoes using microalgae-based and commercial organic fertilisers were reported (Coppens et al., 2016). When cultivated using microalgae-based fertilisers, fruit quality was improved by increasing sugar and carotenoid content. In that study, microalgal biomass was produced using waste streams from aquaculture, demonstrating the previously mentioned dual wastewater treatment/biofertiliser production potential of microalgae. Moreover, microalgae utilisation in agriculture can be beneficial not only to the plant or the fruit but also to soil. Indeed, previous reports assessing the effect of microbial fertilisers from microalgae at four different concentrations (0.0-1.5 dose) on maize and wheat, concluded that when administered at a dose of 1.0, microalgae led to a higher amount of organic matter in soil and its water holding capacity was improved (Uysal et al., 2015).

4.3 Foliar application

The number of studies evaluating the potential utilisation of microalgae and microalgae-derived compounds for foliar application is limited. This strategy is relatively novel and is one of the most innovative agricultural practices as it is environmentally safe and promotes agricultural sustainability (Ronga et al., 2019). Microalgae-derived extracts, even at low concentrations, can induce an array of physiological plant responses. Foliar application of *A. dimorphus* at a concentration of $3.75 \text{ g}\cdot\text{mL}^{-1}$ led to increased plant height and greater number of flowers and branches per plant in tomato plants (Garcia-Gonzalez and Sommerfeld, 2016). Moreover, application of extracts of *C. vulgaris* at different concentrations to green gram (*Vigna mungo* L.) led not only higher yields but also improved soil physical and chemical parameters (Dineshkumar et al., 2020a). Foliar application was performed ten days before blooming, after berry sitting and 21 days later. Similar results were obtained recently by the same research group on black gram (*Vigna mungo* L.) (Dineshkumar et al., 2020c).

Some microalgal strains such as *A. platensis* and *A. maxima* (*Spirulina*) are naturally rich in protein (Lafarga et al., 2020). These strains contain high contents of amino acids which are well known biostimulants. Protein hydrolysates are among the active ingredients of plant biostimulants (Calvo et al., 2014; Romero García et al., 2012). In this sense, the effect of foliar spraying with enzymatic hydrolysates of *Scenedesmus* sp. and *A. platensis* ($10 \text{ g}\cdot\text{L}^{-1}$) on *Petunia x hybrida* plant development and lead nutrient status was studied (Plaza et al., 2018). Authors reported that application of *Scenedesmus* sp. five times (days 0, 14, 25, 35, and 42 after transplanting) at a concentration of $10 \text{ g}\cdot\text{L}^{-1}$ accelerated plant development and fastened flowering. In turn, *A. platensis* at the same studied dose and application dates led to enhanced root dry matter, water content, and number of flowers per plant (Plaza et al., 2018). Foliar

applications of algal extracts seems to be more effective if applied in the morning, when the leaf stomata are open (Battacharyya et al., 2015), although further studies are needed to confirm this hypothesis. In a different study, foliar application of enzymatic hydrolysates of *A. platensis* promoted growth of seedlings in organically grown lettuce – hydrolysates obtained after 4 h of hydrolysis were the most active promoting growth and increasing spermine content (Mógor et al., 2018). Results were in line with those reported in a different study, where seeds treated with *A. dimorphus* culture and with the *A. dimorphus* extracts at concentrations higher than $0.75 \text{ g}\cdot\text{mL}^{-1}$ accelerated seed germination by two days (Garcia-Gonzalez and Sommerfeld, 2016).

Results reported so far suggest that microalgae are excellent biofertilisers and/or biostimulants with numerous reports demonstrating their potential to improve plant growth, fruit yields, and/or number of flowers per plant, among other benefits. The use of microalgae and microalgal extracts in agriculture is a reality and the number of novel products launched into the market is increasing every year. Overall, the most commonly utilised microalgae are *Spirulina* and *Chlorella*. However, there are thousands of microalgae strains, with varied biochemical compositions, currently available in culture collections around the world. This huge variability suggests a bright future for microalgae-derived bioproducts in agriculture, although further research is needed to identify the most effective microalgae and extract for a given application.

Conclusions

One of the main advantages of using microalgae-bacteria consortia in wastewater treatment processes is their dual role: they not only remove nutrients and contaminants but also produce valuable biomass, which can be used for a wide variety

of applications. The most common used photobioreactor designs for wastewater treatment are raceways. Not only because of their lower construction and operation costs, but also because their low surface-to-volume ratio allows to process large amounts of wastewater per surface area. So far, most of the published studies were conducted at laboratory-scale. Further studies using large (over 100 m²) reactors are needed to better predict the potential of microalgae for the treatment of wastewater. The most common strains studied to date are *Scenedesmus* and *Chlorella*. Microalgae-derived agricultural products showed promising results and potential for being used as a sustainable and environmentally friendly strategy. Indeed, there are several commercial microalgae-based products currently available. Their production could be coupled to wastewater treatment. Moreover, biochemical fractionation of microalgal biomass and extracts derived thereof and agronomic tests of their purified compounds are needed as a useful step for in-depth study of the action mechanisms of microalgae. Overall, the benefits of a microalgal biorefinery approach to treat wastewater and produce valuable products for agriculture including biofertilisers and biostimulants go well beyond environmental health, with implications on human health, energy, food safety, and mitigation of climate change.

Acknowledgements

T. Lafarga thanks the Spanish Ministry of Science, Innovation, and Universities (IJC2018-035287-I). This manuscript was supported by the SABANA project of the European Unions' Horizon 2020 Research and Innovation Programme (Grant Agreement #727874) and the AL4BIO Project, funded by the Spanish Ministry of Science, Innovation, and Universities (RTI2018-099495-A-C22).

CRedit author statement

A. Morillas-España: Writing-Original Draft; **T. Lafarga:** Writing – Original Draft, Conceptualisation, Supervision; **A. Sánchez-Zurano:** Writing-Original Draft; **F.G. Acién-Fernández:** Supervision, Funding Acquisition; **C.V. González-López:** Supervision, Funding Acquisition.

Table 1. Outdoor demonstrations of microalgae based wastewater treatment processes

Photobioreactor	Microalgal strain(s)	Culture medium	Operation mode	Biomass concentration/productivity	Nutrient removal	Reference
Raceway (8.3 m ² , 850 L)	<i>Scenedesmus</i> sp.	Secondary urban wastewater	Semi-continuous mode (0.1-0.3 day ⁻¹)	Biomass productivity ranged from 4 g·m ⁻² ·day ⁻¹ in winter to 17 g·m ⁻² ·day ⁻¹ in summer.	Average COD, TN, TP and <i>E. coli</i> removal efficiencies of 84, 79, 57, and 93%	(Posadas et al., 2015)
Raceway (1.5 m ² , 470 L)	Dominated by <i>Stigeoclonium</i> sp., diatoms, <i>Chlorella</i> sp., and <i>Monoraphidium</i> during warm seasons and <i>Chlorella</i> , diatoms, and <i>Stigeoclonium</i> sp, in cold seasons	Urban wastewater	Semi-continuous mode	Biomass productivity ranged from 6-8 g·m ⁻² ·day ⁻¹ in winter to 13-24 g·m ⁻² ·day ⁻¹ in summer.	COD removal rates of 29-58 g·m ⁻² ·day ⁻¹ . The removal of microcontaminants was season-dependent.	(Matamoros et al., 2015)
Tubular reactor (890 L)	<i>Chlorella pyrenoidosa</i>	Digested wheat starch processing wastewater (filtered)	Batch mode	Biomass productivity ranged from 0.11 g·L ⁻¹ ·day ⁻¹ in winter to 0.63 g·L ⁻¹ ·day ⁻¹ in summer.	Average COD, TN, and TP removal efficiencies of 66, 83, and 97% respectively	(Tan et al., 2014)
Raceway (7.2 m ² , 800 L) and tubular reactor (340 L)	<i>Nannochloropsis gaditana</i>	Centrate wastewater	Semi-continuous mode (0.2-0.3 day ⁻¹)	Maximum biomass productivity values around 25 and 10 g·m ⁻² ·day ⁻¹ for tubular and raceway reactors respectively	TN and TP removal rates of 20-30 and 1-3 mg·L ⁻¹ ·day ⁻¹ (tubular reactor) and 20-30 and 0.5-1.5 mg·L ⁻¹ ·day ⁻¹	(Ledda et al., 2015)

					(raceway) respectively.	
Thin-layer cascade reactor (32 m ² , 1600 L)	<i>Scenedesmus</i> sp.	Primary urban wastewater	Semi continuous mode (0.3 day ⁻¹)	Maximum biomass productivity values varied between 28 and 47 g·m ⁻² ·day ⁻¹ in winter and summer respectively	N-NH ₄ ⁺ , N-NO ₃ ⁻ , and P-PO ₄ ³⁻ removal rates varied within 15-30, 0-2, and 2-6 mg·L ⁻¹ ·day ⁻¹ respectively	(Sánchez Zurano et al., 2020)
Semi-open bioreactor (1500 L)	<i>Chlorella</i> sp.	Central wastewater	Semi-continuous mode	Biomass productivity ranged from 17.7-34.6 g·m ⁻² ·day ⁻¹	Average COD, TN, and TP removal efficiencies of 70, 61, and 61% respectively	(Min et al., 2011)
Raceway (1.9 m ² , 533 L) and tubular reactor (380 L)	<i>Scenedesmus obliquus</i>	Secondary urban wastewater	Semi-continuous mode (HRT 2-5 days)	Maximum biomass productivity was 8.3 and 21.7 g·m ⁻² ·day ⁻¹ for the raceway and tubular reactor, respectively	Average TN and TP removal efficiency of 89.6 and 86.7% (tubular reactor) and 65.1 and 58.8 (raceway) respectively.	(Arbib et al., 2013)
Bubble column (33 L, 4 columns)	<i>Chlorella zofingiensis</i>	Artificial wastewater	Batch mode	Biomass productivity of 0.06 g·L ⁻¹ ·day ⁻¹	Maximum TN and TP removal efficiencies of 73.5 and 100% respectively	(Zhu et al., 2014)

Rotating modified raceway (4080 L)	Dominated by <i>Diatoma</i> , <i>Pediastrum</i> , and <i>Chlorella</i>	Tertiary urban wastewater	Fed-batch mode	Biomass productivity of 31 g·m ⁻² ·day ⁻¹	Average TP and TN removal rates of 2.1 and 14.1 g·m ⁻² ·day ⁻¹ respectively.	(Christenson and Sims, 2012)
Photo-membrane bioreactor (1300 L)	<i>Scenedesmus</i> sp.	Industrial wastewater (electric factory)	Continuous mode	Biomass concentrations ranged from 0.14 to 0.22 g·L ⁻¹	Average TP and TN removal efficiencies of 100 and 46% respectively. Phosphorus precipitation was observed.	(Zhen-Feng et al., 2011)
Twin-layer bioreactor with immobilised microalgae (6 m ² , 55 L)	<i>Halochlorella rubescens</i>	Primary and secondary urban wastewater	Batch mode	Average biomass productivity of 6.3 g·m ⁻² ·day ⁻¹	Average TN and TP removal efficiencies in the range 70-99%	(Shi et al., 2014)
Modular offshore photobioreactor (83.6 m ² , 21000 L)	<i>Scenedesmus dimorphus</i> (shifted to <i>Chlorella</i> , <i>Cryptomonas</i> and <i>Scenedesmus</i> after 12 months)	Urban wastewater	Semi-continuous mode	Ranged from 3.5 to 22.7 g·m ⁻² ·day ⁻¹	Maximum TN, TP, and BOD removal efficiencies of 75, 93, and 92% respectively.	(Novoveská et al., 2016)
Thin-layer reactors (63	<i>Scenedesmus almeriensis</i>	Primary urban	Semi-continuo	Average annual productivity of 24.8 g·m ⁻² ·day ⁻¹ with a	TN and TP removal rates depended on	(Morillas-España

m ² , 2400 L; 126 m ² , 3600 L)		wastewater	ous mode	maximum of 32.8 g·m ⁻² ·day ⁻¹ in summer	the season and varied within 695- 2383 and 70-118 mg·m ⁻² ·day ⁻¹ respectively	et al., 2021a)
Raceway reactors (80 m ² , 11800 L)	<i>Scenedesmus almeriensis</i>	Primary urban wastewater	Semi- continu ous mode	Biomass productivities ranging within 20-28 g·m ⁻² ·day ⁻¹ when operating at dilution rates of 0.3-0.5 day ⁻¹	TN and TP removal rates higher than 90% and COD removal of 70% approximately	(Sánchez- Zurano et al., 2021a)
Raceway reactors (80 m ² , 11800 L)	<i>Scenedesmus almeriensis</i>	Primary urban wastewater	Semi- continu ous mode	Maximum biomass productivity of 25.1 g·m ⁻² ·day ⁻¹	Maximum TN and TP removal rates of 4286 and 227 mg·m ⁻² ·day ⁻¹ respectively	(Morillas- España et al., 2021b)

Abbreviations: COD, chemical oxygen demand; TN, total nitrogen; TP, total phosphorus; HRT, hydraulic retention time; BOD, biological oxygen demand.

Table 2. Effect of biostimulants on crop production. Table modified from (du Jardin, 2015) with permission from Elsevier.

	Humic acids	Algal extracts	Protein hydrolysates	Glycine betaine	Plant growth-promoting Rhizobacteria
Cellular mechanism (i.e. interaction with cellular components and processes)	Activate plasma membrane proton-pumping ATPases, promote cell wall loosening and cell elongation in roots	Stimulate expression of genes encoding transporters of micronutrients (i.e. Cu, Fe, Zn)	Stimulate phenylalanine ammonia-lyase enzyme and gene expression and production of flavonoids under stress	Protection of photosystem II against photo damage – likely via activation of scavengers of reactive oxygen	Release of auxins and activation of auxin-signalling pathways involved in root morphogenesis

Physiological function (i.e. action on whole plant processes)	Increase linear growth of roots and root biomass	Increased tissue concentrations and root to shoot transport of micronutrients	Protection against UV and oxidative damage	Maintenance of leaf photosynthetic activity under salt stress	Increased lateral root density and surface of root hairs
Agricultural function (i.e. output traits relevant for crop performance)	Increased root foraging capacity and enhanced nutrient use efficiency	Improved mineral composition of plant tissues	Increased crop tolerance to abiotic stress (i.e. salt)	Increased crop tolerance to abiotic stress (i.e. salt)	Increased root foraging capacity and enhanced nutrient use efficiency
Economic and environmental benefits (i.e. changes in yield, quality, ecosystem services)	Higher crop yields, saving of fertilisers and reduced losses to the environment	Enhanced nutritional value and biofortification of plant tissues	Higher crop yields	Higher crop yields	Higher crop yield, savings of fertilisers and reduced losses to the environment

List of figures

Figure 1. Open raceway bioreactors located at the University of Almería, Spain.

Figure 2. Dual role of microalgae-based wastewater treatment: Wastewater bioremediation and valuable biomass production

Figure 3. Microalgae-based biostimulants. Biostimulants can not only modify physiological responses but also maximise crop productivities and promote root development, enhancing nutrient uptake and optimise (minimise) fertiliser consumption and use efficiency.

Figure 4. Effect of microalgal extracts on (A) root length and (B) root dry weight of 40 days old tomato plants. Data represent means \pm standard errors of five biological replicates. Different letters indicate significant differences ($p < 0.05$). Figure reprinted from (Mutale-joan et al., 2020) with permission from Nature Research.

Figure 1




Figure 2

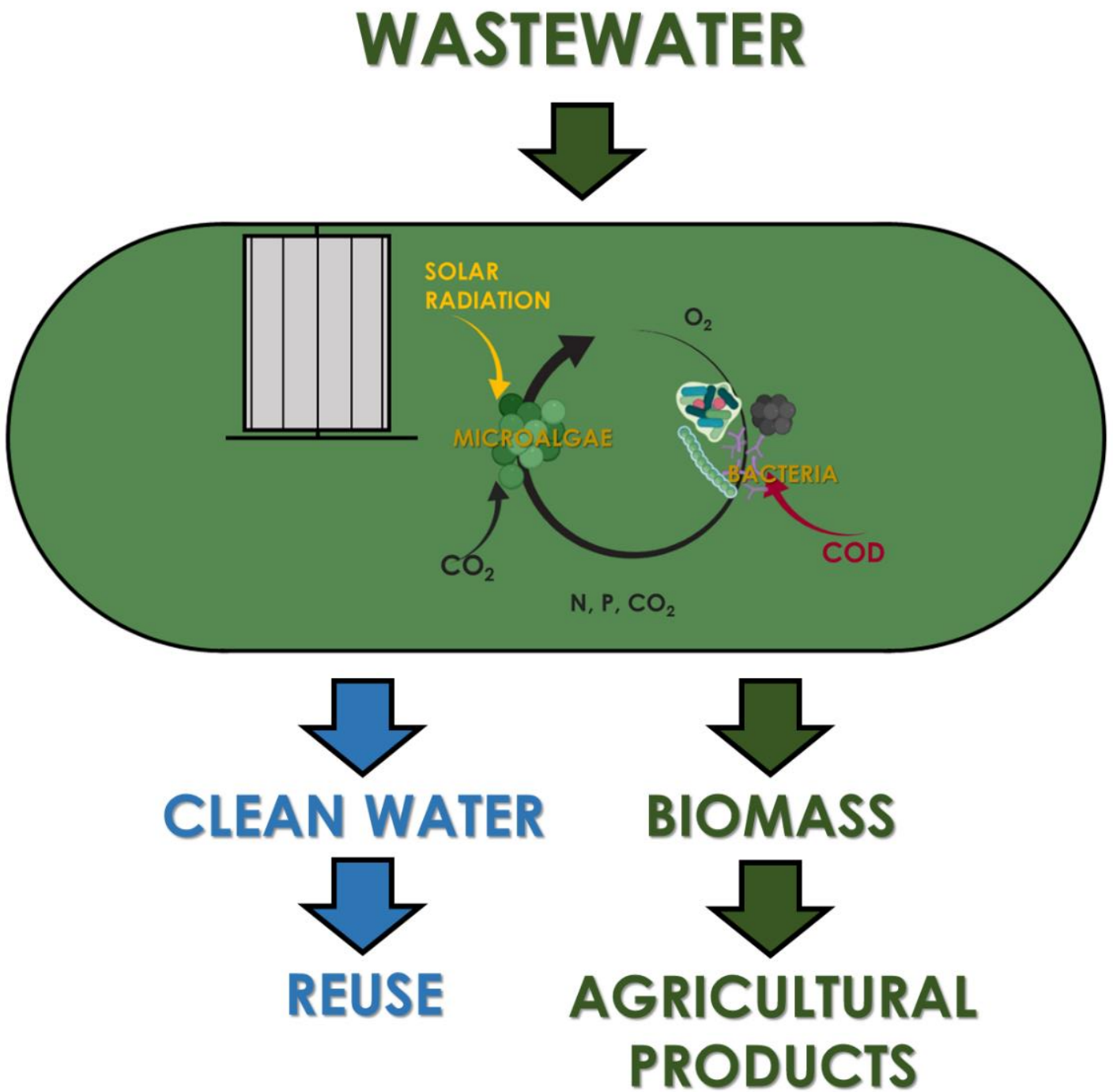


Figure 3

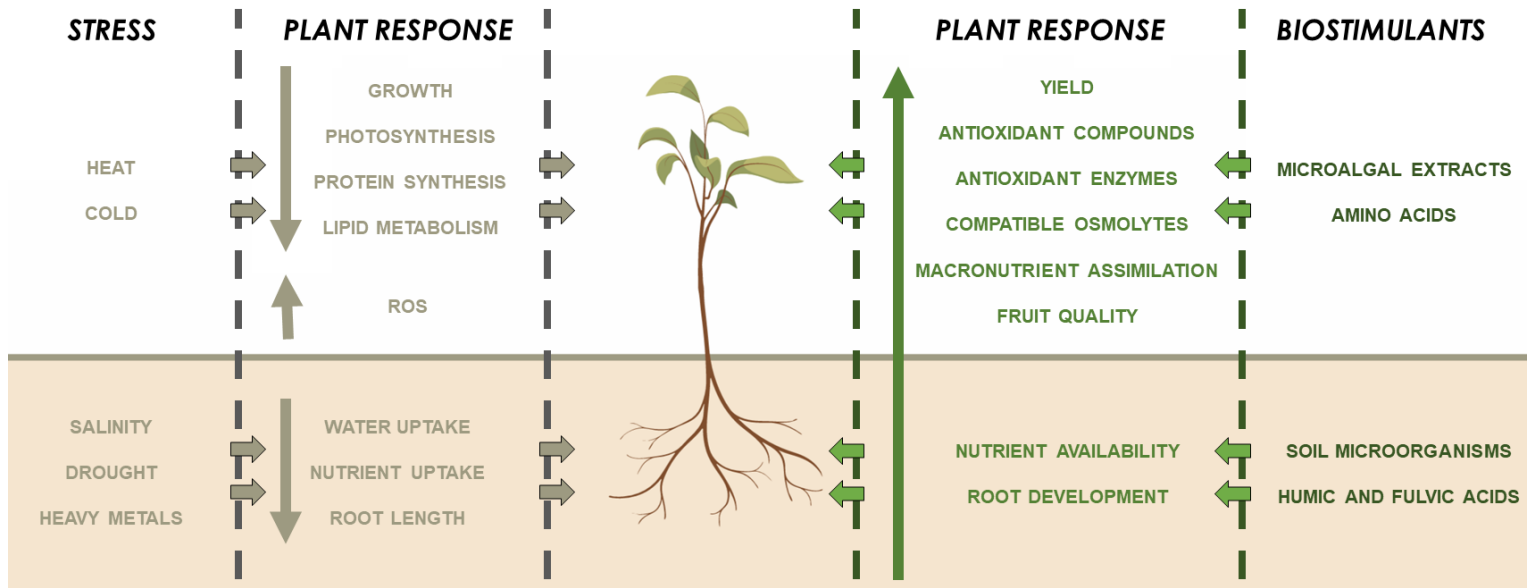
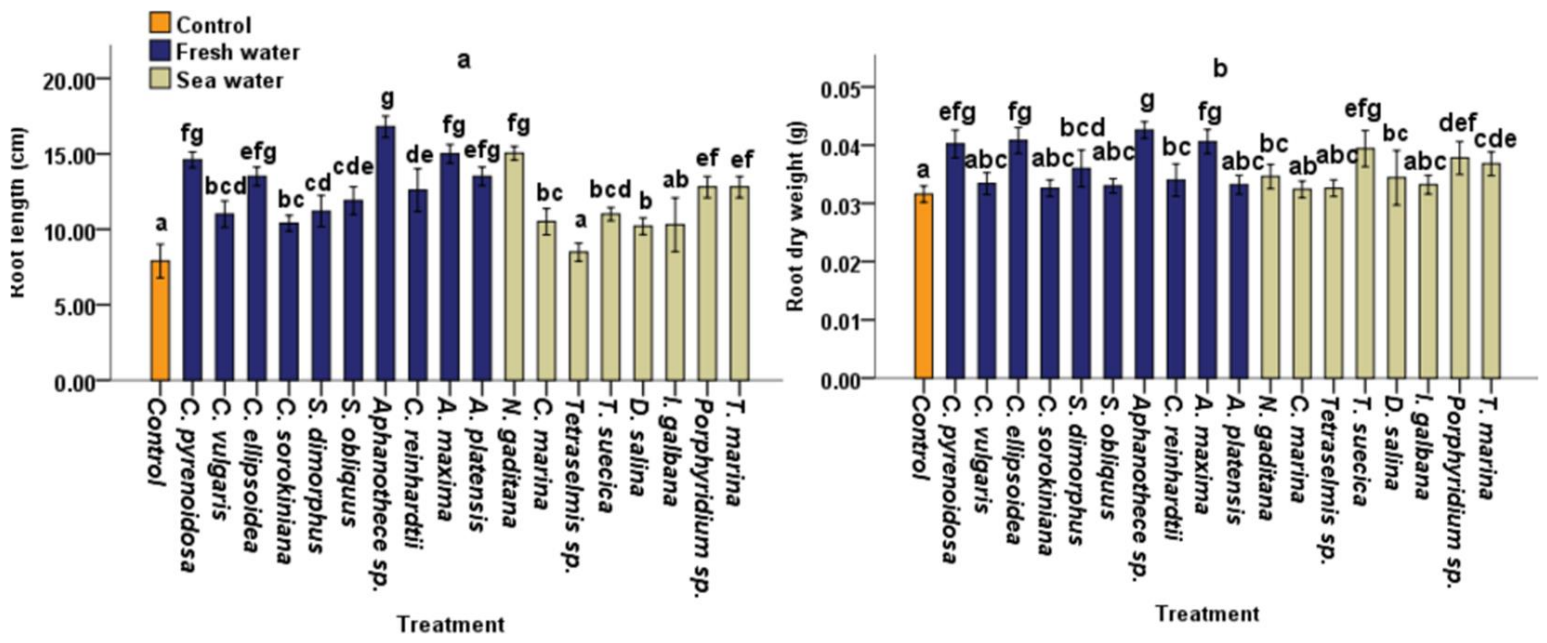


Figure 4



References

- Acién, F.G., Fernández, J.M., Magán, J.J., Molina, E., 2012. Production cost of a real microalgae production plant and strategies to reduce it. *Biotechnol. Adv.* 30, 1344–1353. <https://doi.org/10.1016/j.biotechadv.2012.02.005>
- Acién, F.G., Gómez-Serrano, C., Morales-Amaral, M.M., Fernández-Sevilla, J.M., Molina-Grima, E., 2016. Wastewater treatment using microalgae: how realistic a contribution might it be to significant urban wastewater treatment? *Appl. Microbiol. Biotechnol.* 100, 9013–9022. <https://doi.org/10.1007/s00253-016-7835-7>
- Acién, F.G., Molina, E., Fernández-Sevilla, J.M., Barbosa, M., Gouveia, L., Sepúlveda, C., Bazaes, J., Arbib, Z., 2017. Economics of microalgae production, in: *Microalgae-Based Biofuels and Bioproducts: From Feedstock Cultivation to End-Products*. Elsevier Inc., pp. 485–503. <https://doi.org/10.1016/B978-0-08-101023-5.00020-0>
- Acién Fernández, F.G., Fernández Sevilla, J.M., Molina Grima, E., 2013. Photobioreactors for the production of microalgae. *Rev. Environ. Sci. Bio/Technology* 12, 131–151. <https://doi.org/10.1007/s11157-012-9307-6>
- Acién Fernández, F.G., Gómez-Serrano, C., Fernández-Sevilla, J.M., 2018. Recovery of Nutrients From Wastewaters Using Microalgae. *Front. Sustain. Food Syst.* 2, 00059. <https://doi.org/10.3389/fsufs.2018.00059>
- Alam, M.A., Vandamme, D., Chun, W., Zhao, X., Foubert, I., Wang, Z., Muylaert, K., Yuan, Z., 2016. Bioflocculation as an innovative harvesting strategy for microalgae. *Rev. Environ. Sci. Bio/Technology* 2016 154 15, 573–583. <https://doi.org/10.1007/S11157-016-9408-8>
- Amin, S.A., Parker, M.S., Armbrust, E. V., 2012. Interactions between Diatoms and Bacteria. *Microbiol. Mol. Biol. Rev.* 76, 667–684. <https://doi.org/10.1128/mnbr.00007-12>
- Andreotti, V., Solimeno, A., Rossi, S., Ficara, E., Marazzi, F., Mezzanotte, V., García, J., 2020. Bioremediation of aquaculture wastewater with the microalgae *Tetraselmis suecica*: Semi-continuous experiments, simulation and photo-respirometric tests. *Sci. Total Environ.* 738, 139859. <https://doi.org/10.1016/j.scitotenv.2020.139859>
- Arbib, Z., Ruiz, J., Álvarez-Díaz, P., Garrido-Pérez, C., Barragan, J., Perales, J.A., 2013. Long term outdoor operation of a tubular airlift pilot photobioreactor and a high rate algal pond as tertiary treatment of urban wastewater. *Ecol. Eng.* 52, 143–153. <https://doi.org/10.1016/j.ecoleng.2012.12.089>
- Barceló-Villalobos, M., Fernández-del Olmo, P., Guzmán, J.L.L., Fernández-Sevilla, J.M.M., Acién Fernández, F.G., Olmo, P.F., Guzmán, J.L.L., Fernández-Sevilla, J.M.M., Fernández, F.G.A., 2019. Evaluation of photosynthetic light integration by microalgae in a pilot-scale raceway reactor. *Bioresour. Technol.* 280, 404–411. <https://doi.org/10.1016/j.biortech.2019.02.032>

- Barros, A.I., Gonçalves, A.L., Simões, M., Pires, J.C.M., 2015. Harvesting techniques applied to microalgae: A review. *Renew. Sustain. Energy Rev.* 41, 1489–1500. <https://doi.org/10.1016/j.rser.2014.09.037>
- Battacharyya, D., Babgohari, M.Z., Rathor, P., Prithiviraj, B., 2015. Seaweed extracts as biostimulants in horticulture. *Sci. Hortic. (Amsterdam)*. <https://doi.org/10.1016/j.scienta.2015.09.012>
- Cai, T., Park, S.Y., Li, Y., 2013. Nutrient recovery from wastewater streams by microalgae: Status and prospects. *Renew. Sustain. Energy Rev.* 19, 360–369. <https://doi.org/10.1016/j.rser.2012.11.030>
- Calvo, P., Nelson, L., Kloepper, J.W., 2014. Agricultural uses of plant biostimulants. *Plant Soil*. <https://doi.org/10.1007/s11104-014-2131-8>
- Carullo, D., Abera, B.D., Casazza, A.A., Donsì, F., Perego, P., Ferrari, G., Pataro, G., 2018. Effect of pulsed electric fields and high pressure homogenization on the aqueous extraction of intracellular compounds from the microalgae *Chlorella vulgaris*. *Algal Res.* 31, 60–69. <https://doi.org/10.1016/j.algal.2018.01.017>
- Chen, C.L., Chang, J.S., Lee, D.J., 2015. Dewatering and Drying Methods for Microalgae. *Dry. Technol.* <https://doi.org/10.1080/07373937.2014.997881>
- Chen, C.Y., Yeh, K.L., Aisyah, R., Lee, D.J., Chang, J.S., 2011. Cultivation, photobioreactor design and harvesting of microalgae for biodiesel production: A critical review. *Bioresour. Technol.* <https://doi.org/10.1016/j.biortech.2010.06.159>
- Chiaiese, P., Corrado, G., Colla, G., Kyriacou, M.C., Roupael, Y., 2018. Renewable Sources of Plant Biostimulation: Microalgae as a Sustainable Means to Improve Crop Performance. *Front. Plant Sci.* 9, 01782. <https://doi.org/10.3389/fpls.2018.01782>
- Chisti, Y., 2013. Raceways-based production of algal crude oil. *Green*. <https://doi.org/10.1515/green-2013-0018>
- Christenson, L.B., Sims, R.C., 2012. Rotating algal biofilm reactor and spool harvester for wastewater treatment with biofuels by-products. *Biotechnol. Bioeng.* 109, 1674–1684. <https://doi.org/10.1002/bit.24451>
- Colla, G., Roupael, Y., 2020. Microalgae: New Source of Plant Biostimulants. *Agronomy* 10, 1240. <https://doi.org/10.3390/agronomy10091240>
- Collao, J., Morales-Amaral, M. del M., Ación-Fernández, F.G., Bolado-Rodríguez, S., Fernandez-Gonzalez, N., 2021. Effect of operational parameters, environmental conditions, and biotic interactions on bacterial communities present in urban wastewater treatment photobioreactors. *Chemosphere* 284, 131271. <https://doi.org/10.1016/j.chemosphere.2021.131271>
- Coppens, J., Grunert, O., Van Den Hende, S., Vanhoutte, I., Boon, N., Haesaert, G., De Gelder, L., 2016. The use of microalgae as a high-value organic slow-release fertilizer results in tomatoes with increased carotenoid and sugar levels. *J. Appl. Phycol.* <https://doi.org/10.1007/s10811-015-0775-2>

- Croft, M.T., Lawrence, A.D., Raux-Deery, E., Warren, M.J., Smith, A.G., 2005. Algae acquire vitamin B12 through a symbiotic relationship with bacteria. *Nat.* 2005 438, 90–93. <https://doi.org/10.1038/nature04056>
- Danquah, M.K., Gladman, B., Moheimani, N., Forde, G.M., 2009. Microalgal growth characteristics and subsequent influence on dewatering efficiency. *Chem. Eng. J.* <https://doi.org/10.1016/j.cej.2009.01.047>
- De-Bashan, L.E., Hernandez, J.P., Morey, T., Bashan, Y., 2004. Microalgae growth-promoting bacteria as “helpers” for microalgae: A novel approach for removing ammonium and phosphorus from municipal wastewater. *Water Res.* 38, 466–474. <https://doi.org/10.1016/j.watres.2003.09.022>
- Dineshababu, G., Goswami, G., Kumar, R., Sinha, A., Das, D., 2019. Microalgae–nutritious, sustainable aqua- and animal feed source. *J. Funct. Foods* 62, 103545. <https://doi.org/10.1016/J.JFF.2019.103545>
- Dineshkumar, R., Duraimurugan, M., Sharmiladevi, N., Lakshmi, L.P., Rasheeq, A.A., Arumugam, A., Sampathkumar, P., 2020a. Microalgal liquid biofertilizer and biostimulant effect on green gram (*Vigna radiata* L) an experimental cultivation. *Biomass Convers. Biorefinery.* <https://doi.org/10.1007/s13399-020-00857-0>
- Dineshkumar, R., Kumaravel, R., Gopalsamy, J., Sikder, M.N.A., Sampathkumar, P., 2018. Microalgae as Bio-fertilizers for Rice Growth and Seed Yield Productivity. *Waste and Biomass Valorization.* <https://doi.org/10.1007/s12649-017-9873-5>
- Dineshkumar, R., Subramanian, J., Arumugam, A., Ahamed Rasheeq, A., Sampathkumar, P., 2020b. Exploring the Microalgae Biofertilizer Effect on Onion Cultivation by Field Experiment. *Waste and Biomass Valorization.* <https://doi.org/10.1007/s12649-018-0466-8>
- Dineshkumar, R., Subramanian, J., Sampathkumar, P., 2020c. Prospective of *Chlorella vulgaris* to Augment Growth and Yield Parameters Along with Superior Seed Qualities in Black Gram, *Vigna mungo* (L.). *Waste and Biomass Valorization.* <https://doi.org/10.1007/s12649-018-0465-9>
- du Jardin, P., 2015. Plant biostimulants: Definition, concept, main categories and regulation. *Sci. Hortic. (Amsterdam).* 196, 3–14. <https://doi.org/10.1016/J.SCIENTA.2015.09.021>
- Fasaei, F., Bitter, J.H., Slegers, P.M., van Boxtel, A.J.B., 2018. Techno-economic evaluation of microalgae harvesting and dewatering systems. *Algal Res.* <https://doi.org/10.1016/j.algal.2017.11.038>
- Ferro, L., Hu, Y.O.O., Gentili, F.G., Andersson, A.F., Funk, C., 2020. DNA metabarcoding reveals microbial community dynamics in a microalgae-based municipal wastewater treatment open photobioreactor. *Algal Res.* 51, 102043. <https://doi.org/10.1016/j.algal.2020.102043>
- Finkel, Z. V., Follows, M.J., Liefer, J.D., Brown, C.M., Benner, I., Irwin, A.J., 2016. Phylogenetic diversity in the macromolecular composition of microalgae. *PLoS One.* <https://doi.org/10.1371/journal.pone.0155977>

- Foley, J.A., Ramankutty, N., Brauman, K.A., Cassidy, E.S., Gerber, J.S., Johnston, M., Mueller, N.D., O'Connell, C., Ray, D.K., West, P.C., Balzer, C., Bennett, E.M., Carpenter, S.R., Hill, J., Monfreda, C., Polasky, S., Rockström, J., Sheehan, J., Siebert, S., Tilman, D., Zaks, D.P.M., 2011. Solutions for a cultivated planet. *Nature* 478, 337–342. <https://doi.org/10.1038/nature10452>
- Fuentes, J.L., Garbayo, I., Cuaresma, M., Montero, Z., González-Del-Valle, M., Vilchez, C., 2016. Impact of microalgae-bacteria interactions on the production of algal biomass and associated compounds. *Mar. Drugs*. <https://doi.org/10.3390/md14050100>
- Garcia-Gonzalez, J., Sommerfeld, M., 2016. Biofertilizer and biostimulant properties of the microalga *Acutodesmus dimorphus*. *J. Appl. Phycol.* <https://doi.org/10.1007/s10811-015-0625-2>
- Garrido-Cardenas, J.A., Manzano-Agugliaro, F., Acien-Fernandez, F.G., Molina-Grima, E., 2018. Microalgae research worldwide. *Algal Res.* 35, 50–60. <https://doi.org/10.1016/j.algal.2018.08.005>
- Gauthier, M.R., Senhorinho, G.N.A., Scott, J.A., 2020. Microalgae under environmental stress as a source of antioxidants. *Algal Res.* 52, 102104. <https://doi.org/10.1016/J.ALGAL.2020.102104>
- González-Camejo, J., Barat, R., Pachés, M., Murgui, M., Seco, A., Ferrer, J., 2017. Wastewater nutrient removal in a mixed microalgae–bacteria culture: effect of light and temperature on the microalgae–bacteria competition. <https://doi.org/10.1080/09593330.2017.1305001> 39, 503–515. <https://doi.org/10.1080/09593330.2017.1305001>
- Gouveia, J.D., Lian, J., Steinert, G., Smidt, H., Sipkema, D., Wijffels, R.H., Barbosa, M.J., 2019. Associated bacteria of *Botryococcus braunii* (Chlorophyta). *PeerJ* 2019. <https://doi.org/10.7717/peerj.6610>
- Haque, F., Dutta, A., Thimmanagari, M., Chiang, Y.W., 2017. Integrated *Haematococcus pluvialis* biomass production and nutrient removal using bioethanol plant waste effluent. *Process Saf. Environ. Prot.* 111, 128–137. <https://doi.org/10.1016/j.psep.2017.06.013>
- Herrera, A., D'Imporzano, G., Acien Fernandez, F.G., Adani, F., 2020. Sustainable production of microalgae in raceways: Nutrients and water management as key factors influencing environmental impacts. *J. Clean. Prod.* <https://doi.org/10.1016/j.jclepro.2020.125005>
- Huang, B., Marchand, J., Thiriet-Rupert, S., Carrier, G., Saint-Jean, B., Lukomska, E., Moreau, B., Morant-Manceau, A., Bougaran, G., Mimouni, V., 2019. Betaine lipid and neutral lipid production under nitrogen or phosphorus limitation in the marine microalga *Tisochrysis lutea* (Haptophyta). *Algal Res.* 40, 101506. <https://doi.org/10.1016/J.ALGAL.2019.101506>
- Jiang, J., Jin, W., Tu, R., Han, S., Ji, Y., Zhou, X., 2021. Harvesting of Microalgae *Chlorella pyrenoidosa* by Bio-flocculation with Bacteria and Filamentous Fungi. *Waste and Biomass Valorization* 12, 145–154. <https://doi.org/10.1007/S12649-020-00979-6/FIGURES/6>

- Kadir, W.N.A., Lam, M.K., Uemura, Y., Lim, J.W., Lee, K.T., 2018. Harvesting and pre-treatment of microalgae cultivated in wastewater for biodiesel production: A review. *Energy Convers. Manag.*
<https://doi.org/10.1016/j.enconman.2018.06.074>
- Käferböck, A., Smetana, S., de Vos, R., Schwarz, C., Toepfl, S., Parniakov, O., 2020. Sustainable extraction of valuable components from *Spirulina* assisted by pulsed electric fields technology. *Algal Res.* 48, 101914.
<https://doi.org/10.1016/j.algal.2020.101914>
- Kazamia, E., Czesnick, H., Nguyen, T.T. Van, Croft, M.T., Sherwood, E., Sasso, S., Hodson, S.J., Warren, M.J., Smith, A.G., 2012. Mutualistic interactions between vitamin B12-dependent algae and heterotrophic bacteria exhibit regulation. *Environ. Microbiol.* 14, 1466–1476. <https://doi.org/10.1111/J.1462-2920.2012.02733.X>
- Keswani, C., Singh, Satyendra Pratap, Cueto, L., García-Estrada, C., Mezaache-Aichour, S., Glare, T.R., Borriss, R., Singh, Surya Pratap, Blázquez, M.A., Sansinenea, E., 2020. Auxins of microbial origin and their use in agriculture. *Appl. Microbiol. Biotechnol.* 104, 8549–8565. <https://doi.org/10.1007/S00253-020-10890-8/FIGURES/3>
- Khan, S.A., Sharma, G.K., Malla, F.A., Kumar, A., Rashmi, Gupta, N., 2019. Microalgae based biofertilizers: A biorefinery approach to phycoremediate wastewater and harvest biodiesel and manure. *J. Clean. Prod.*
<https://doi.org/10.1016/j.jclepro.2018.11.281>
- Lafarga, Tomás, 2020. Cultured Microalgae and Compounds Derived Thereof for Food Applications: Strain Selection and Cultivation, Drying, and Processing Strategies. *Food Rev. Int.* 36, 559–583.
<https://doi.org/10.1080/87559129.2019.1655572>
- Lafarga, T., 2020. Cultured Microalgae and Compounds Derived Thereof for Food Applications: Strain Selection and Cultivation, Drying, and Processing Strategies. *Food Rev. Int.* 36. <https://doi.org/10.1080/87559129.2019.1655572>
- Lafarga, T., Bobo, G., Viñas, I., Collazo, C., Aguiló-Aguayo, I., 2018. Effects of thermal and non-thermal processing of cruciferous vegetables on glucosinolates and its derived forms. *J. Food Sci. Technol.* 55, 1973–1981.
<https://doi.org/10.1007/s13197-018-3153-7>
- Lafarga, T., Fernández-Sevilla, J.M., González-López, C., Acién-Fernández, F.G., 2020. *Spirulina* for the food and functional food industries. *Food Res. Int.* 137, 109356. <https://doi.org/10.1016/j.foodres.2020.109356>
- Lafarga, T., Sanchez-Zurano, A., Morillas-España, A., Acién-Fernandez, F.G., 2021. Extremophile microalgae as feedstock for high-value carotenoids: A review. *Int. J. Food Sci. Technol.*
- Lage, S., Gojkovic, Z., Funk, C., Gentili, F.G., 2018. Algal biomass from wastewater and flue gases as a source of bioenergy. *Energies.*
<https://doi.org/10.3390/en11030664>

- Ledda, C., Romero Villegas, G.I., Adani, F., Acién Fernández, F.G., Molina Grima, E., 2015. Utilization of centrate from wastewater treatment for the outdoor production of *Nannochloropsis gaditana* biomass at pilot-scale. *Algal Res.* 12, 17–25. <https://doi.org/10.1016/j.algal.2015.08.002>
- Ledda, C., Tamiazzo, J., Borin, M., Adani, F., 2016. A simplified process of swine slurry treatment by primary filtration and *Haematococcus pluvialis* culture to produce low cost astaxanthin. *Ecol. Eng.* <https://doi.org/10.1016/j.ecoleng.2016.01.033>
- Lee, J., Cho, D.H., Ramanan, R., Kim, B.H., Oh, H.M., Kim, H.S., 2013. Microalgae-associated bacteria play a key role in the flocculation of *Chlorella vulgaris*. *Bioresour. Technol.* 131, 195–201. <https://doi.org/10.1016/J.BIORTECH.2012.11.130>
- Li, S.M., Zheng, H.X., Zhang, X.S., Sui, N., 2021. Cytokinins as central regulators during plant growth and stress response. *Plant Cell Rep.* 40, 271–282. <https://doi.org/10.1007/S00299-020-02612-1/FIGURES/2>
- Lian, J., Wijffels, R.H., Smidt, H., Sipkema, D., 2018. The effect of the algal microbiome on industrial production of microalgae. *Microb. Biotechnol.* 11, 806–818. <https://doi.org/10.1111/1751-7915.13296>
- Lorentz, J.F., Calijuri, M.L., Assemany, P.P., Alves, W.S., Pereira, O.G., 2020. Microalgal biomass as a biofertilizer for pasture cultivation: Plant productivity and chemical composition. *J. Clean. Prod.* <https://doi.org/10.1016/j.jclepro.2020.124130>
- Malla, F.A., Khan, S.A., Rashmi, Sharma, G.K., Gupta, N., Abraham, G., 2015. Phycoremediation potential of *Chlorella minutissima* on primary and tertiary treated wastewater for nutrient removal and biodiesel production. *Ecol. Eng.* <https://doi.org/10.1016/j.ecoleng.2014.11.038>
- Malusá, E., Vassilev, N., 2014. A contribution to set a legal framework for biofertilisers. *Appl. Microbiol. Biotechnol.* <https://doi.org/10.1007/s00253-014-5828-y>
- Masojídek, J., Kopecký, J., Giannelli, L., Torzillo, G., 2011. Productivity correlated to photobiochemical performance of *Chlorella* mass cultures grown outdoors in thin-layer cascades. *J. Ind. Microbiol. Biotechnol.* 38, 307–317. <https://doi.org/10.1007/s10295-010-0774-x>
- Matamoros, V., Gutiérrez, R., Ferrer, I., García, J., Bayona, J.M., 2015. Capability of microalgae-based wastewater treatment systems to remove emerging organic contaminants: A pilot-scale study. *J. Hazard. Mater.* 288, 34–42. <https://doi.org/10.1016/j.jhazmat.2015.02.002>
- Michels, M.H.A., Vaskoska, M., Vermuë, M.H., Wijffels, R.H., 2014. Growth of *Tetraselmis suecica* in a tubular photobioreactor on wastewater from a fish farm. *Water Res.* 65, 290–296. <https://doi.org/10.1016/j.watres.2014.07.017>
- Min, M., Wang, L., Li, Y., Mohr, M.J., Hu, B., Zhou, W., Chen, P., Ruan, R., 2011. Cultivating *Chlorella* sp. in a pilot-scale photobioreactor using centrate

- wastewater for microalgae biomass production and wastewater nutrient removal. *Appl. Biochem. Biotechnol.* 165, 123–137.
<https://doi.org/10.1007/s12010-011-9238-7>
- Mógor, Á.F., Ördög, V., Lima, G.P.P., Molnár, Z., Mógor, G., 2018. Biostimulant properties of cyanobacterial hydrolysate related to polyamines. *J. Appl. Phycol.*
<https://doi.org/10.1007/s10811-017-1242-z>
- Morales-Amaral, M. del M., Gómez-Serrano, C., Acién, F.G., Fernández-Sevilla, J.M., Molina-Grima, E., 2015. Outdoor production of *Scenedesmus* sp. in thin-layer and raceway reactors using centrate from anaerobic digestion as the sole nutrient source. *Algal Res.* 12, 99–108.
<https://doi.org/10.1016/j.algal.2015.08.020>
- Morillas-España, A., Lafarga, T., Acién-Fernández, F.G., Gómez-Serrano, C., González-López, C.V., 2021a. Annual production of microalgae in wastewater using pilot-scale thin-layer cascade photobioreactors. *J. Appl. Phycol.* 2021 1, 1–11. <https://doi.org/10.1007/S10811-021-02565-2>
- Morillas-España, A., Lafarga, T., Gómez-Serrano, C., Acién-Fernández, F.G., González-López, C.V., 2020. Year-long production of *Scenedesmus almeriensis* in pilot-scale raceway and thin-layer cascade photobioreactors. *Algal Res.* 51, 102069. <https://doi.org/10.1016/j.algal.2020.102069>
- Morillas-España, A., Lafarga, T., Sánchez-Zurano, A., Acién-Fernández, F.G., Rodríguez-Miranda, E., Gómez-Serrano, C., González-López, C.V., 2021b. Year-long evaluation of microalgae production in wastewater using pilot-scale raceway photobioreactors: Assessment of biomass productivity and nutrient recovery capacity. *Algal Res.* 60, 102500.
<https://doi.org/10.1016/J.ALGAL.2021.102500>
- Morillas-España, A., Sánchez-Zurano, A., Gómez-Serrano, C., Ciardi, M., Acién, G., Clagnan, E., Adani, F., Lafarga, T., 2021c. Potential of the cyanobacteria *Anabaena* sp. and *Dolichospermum* sp. for being produced using wastewater or pig slurry: Validation using pilot-scale raceway reactors. *Algal Res.* 60, 102517.
<https://doi.org/10.1016/J.ALGAL.2021.102517>
- Morillas-España, A., Sánchez-Zurano, A., Lafarga, T., del Mar Morales-Amaral, M., Gómez-Serrano, C., Acién-Fernández, F.G., González-López, C.V., 2021d. Improvement of wastewater treatment capacity using the microalga *Scenedesmus* sp. and membrane bioreactors. *Algal Res.* 60, 102516.
<https://doi.org/10.1016/J.ALGAL.2021.102516>
- Muga, H.E., Mihelcic, J.R., 2008. Sustainability of wastewater treatment technologies. *J. Environ. Manage.* 88, 437–447.
<https://doi.org/10.1016/j.jenvman.2007.03.008>
- Mutale-joan, C., Redouane, B., Najib, E., Yassine, K., Lyamlouli, K., Laila, S., Zeroual, Y., Hicham, E.A., 2020. Screening of microalgae liquid extracts for their bio stimulant properties on plant growth, nutrient uptake and metabolite profile of *Solanum lycopersicum* L. *Sci. Rep.* <https://doi.org/10.1038/s41598-020-59840-4>
- Navarro-López, E., Ruíz-Nieto, A., Ferreira, A., Gabriel Acién, F., Gouveia, L., 2020.

- Biostimulant Potential of *Scenedesmus obliquus* Grown in Brewery Wastewater. *Molecules* 25. <https://doi.org/10.3390/molecules25030664>
- Nazari, M.T., Freitag, J.F., Cavanhi, V.A.F., Colla, L.M., 2020. Microalgae harvesting by fungal-assisted bioflocculation. *Rev. Environ. Sci. Bio/Technology* 2020 192 19, 369–388. <https://doi.org/10.1007/S11157-020-09528-Y>
- Ndikubwimana, T., Zeng, X., Liu, Y., Chang, J.S., Lu, Y., 2014. Harvesting of microalgae *Desmodesmus* sp. F51 by bioflocculation with bacterial bioflocculant. *Algal Res.* 6, 186–193. <https://doi.org/10.1016/J.ALGAL.2014.09.004>
- Nicolau-Lapeña, I., Lafarga, T., Viñas, I., Abadias, M., Bobo, G., Aguiló-Aguayo, I., 2019. Ultrasound Processing Alone or in Combination with Other Chemical or Physical Treatments as a Safety and Quality Preservation Strategy of Fresh and Processed Fruits and Vegetables: A Review. *Food Bioprocess Technol.* 12, 1452–1471. <https://doi.org/10.1007/s11947-019-02313-y>
- Norsker, N.H., Barbosa, M.J., Vermuë, M.H., Wijffels, R.H., 2011. Microalgal production - A close look at the economics. *Biotechnol. Adv.* <https://doi.org/10.1016/j.biotechadv.2010.08.005>
- Novoveská, L., Zapata, A.K.M., Zabolotney, J.B., Atwood, M.C., Sundstrom, E.R., 2016. Optimizing microalgae cultivation and wastewater treatment in large-scale offshore photobioreactors. *Algal Res.* 18, 86–94. <https://doi.org/10.1016/j.algal.2016.05.033>
- Oswald, W. J., H. B. Gotaas, H. F. Ludwig, and V.L., 1953. Algae symbiosis in oxidation ponds. III. Photosynthetic oxygenation. *Sew. Ind. Wastes* 25, 692–705.
- Pan, M., Zhu, X., Pan, G., Angelidak, I., 2021. Integrated valorization system for simultaneous high strength organic wastewater treatment and astaxanthin production from *Haematococcus pluvialis*. *Bioresour. Technol.* 326, 124761. <https://doi.org/10.1016/j.biortech.2021.124761>
- Piotrowska-Niczyporuk, A., Bajguz, A., Kotowska, U., Zambrzycka-Szelewa, E., Sienkiewicz, A., 2020. Auxins and Cytokinins Regulate Phytohormone Homeostasis and Thiol-Mediated Detoxification in the Green Alga *Acutodesmus obliquus* Exposed to Lead Stress. *Sci. Reports* 2020 101 10, 1–14. <https://doi.org/10.1038/s41598-020-67085-4>
- Plaza, B.M., Gómez-Serrano, C., Acién-Fernández, F.G., Jimenez-Becker, S., 2018. Effect of microalgae hydrolysate foliar application (*Arthrospira platensis* and *Scenedesmus* sp.) on *Petunia x hybrida* growth. *J. Appl. Phycol.* 30, 2359–2365. <https://doi.org/10.1007/s10811-018-1427-0>
- Posadas, E., Morales, M. del M., Gomez, C., Acién, F.G., Muñoz, R., 2015. Influence of pH and CO₂ source on the performance of microalgae-based secondary domestic wastewater treatment in outdoors pilot raceways. *Chem. Eng. J.* 265, 239–248. <https://doi.org/10.1016/j.cej.2014.12.059>
- Quijano, G., Arcila, J.S., Buitrón, G., 2017. Microalgal-bacterial aggregates:

Applications and perspectives for wastewater treatment. *Biotechnol. Adv.*
<https://doi.org/10.1016/j.biotechadv.2017.07.003>

- Redfield, A., 1934. On the proportions of organic derivatives in sea water and their relation to the composition of plankton, University. ed. Liverpool.
- Renuka, N., Prasanna, R., Sood, A., Ahluwalia, A.S., Bansal, R., Babu, S., Singh, R., Shivay, Y.S., Nain, L., 2016. Exploring the efficacy of wastewater-grown microalgal biomass as a biofertilizer for wheat. *Environ. Sci. Pollut. Res.*
<https://doi.org/10.1007/s11356-015-5884-6>
- Rizza, A., Walia, A., Lanquar, V., Frommer, W.B., Jones, A.M., 2017. In vivo gibberellin gradients visualized in rapidly elongating tissues. *Nat. Plants* 2017 310 3, 803–813. <https://doi.org/10.1038/s41477-017-0021-9>
- Romero García, J.M., Ación Fernández, F.G., Fernández Sevilla, J.M., 2012. Development of a process for the production of l-amino-acids concentrates from microalgae by enzymatic hydrolysis. *Bioresour. Technol.* 112, 164–170.
<https://doi.org/10.1016/j.biortech.2012.02.094>
- Ronga, D., Biazzi, E., Parati, K., Carminati, D., Carminati, E., Tava, A., 2019. Microalgal Biostimulants and Biofertilisers in Crop Productions. *Agronomy* 9, 192. <https://doi.org/10.3390/agronomy9040192>
- Salim, S., Bosma, R., Vermuë, M.H., Wijffels, R.H., 2011. Harvesting of microalgae by bio-flocculation. *J. Appl. Phycol.* 23, 849–855.
<https://doi.org/10.1007/S10811-010-9591-X/FIGURES/5>
- San Pedro, A., González-López, C. V., Ación, F.G., Molina-Grima, E., 2015. Outdoor pilot production of *Nannochloropsis gaditana*: Influence of culture parameters and lipid production rates in raceway ponds. *Algal Res.* 18, 205–213.
<https://doi.org/10.1016/j.algal.2015.02.013>
- San Pedro, A., González-López, C. V., Ación, F.G., Molina-Grima, E., 2014. Outdoor pilot-scale production of *Nannochloropsis gaditana*: Influence of culture parameters and lipid production rates in tubular photobioreactors. *Bioresour. Technol.* 169, 667–676.
- Sánchez-Zurano, A., Lafarga, T., Morales-Amaral, M. del M., Gómez-Serrano, C., Fernández-Sevilla, J.M., Ación-Fernández, F.G., Molina-Grima, E., 2021a. Wastewater treatment using *Scenedesmus almeriensis*: effect of operational conditions on the composition of the microalgae-bacteria consortia. *J. Appl. Phycol.* 2021 1, 1–13. <https://doi.org/10.1007/S10811-021-02600-2>
- Sánchez-Zurano, A., Morillas-España, A., Gómez-Serrano, C., Ciardi, M., Ación, G., Lafarga, T., 2021b. Annual assessment of the wastewater treatment capacity of the microalga *Scenedesmus almeriensis* and optimisation of operational conditions. *Sci. Reports* 2021 11 11, 1–11. <https://doi.org/10.1038/s41598-021-01163-z>
- Sánchez Zurano, A., Garrido Cárdenas, J.A., Gómez Serrano, C., Morales Amaral, M., Ación-Fernández, F.G., Fernández Sevilla, J.M., Molina Grima, E., 2020. Year-long assessment of a pilot-scale thin-layer reactor for microalgae

- wastewater treatment. Variation in the microalgae-bacteria consortium and the impact of environmental conditions. *Algal Res.* 50, 101983. <https://doi.org/10.1016/j.algal.2020.101983>
- Sawant, S.S., Khadamkar, H.P., Mathpati, C.S., Pandit, R., Lali, A.M., 2018. Computational and experimental studies of high depth algal raceway pond photo-bioreactor. *Renew. Energy* 118, 152–159. <https://doi.org/10.1016/J.RENENE.2017.11.015>
- Schewe, J., Heinke, J., Gerten, D., Haddeland, I., Arnell, N.W., Clark, D.B., Dankers, R., Eisner, S., Fekete, B.M., Colón-González, F.J., Gosling, S.N., Kim, H., Liu, X., Masaki, Y., Portmann, F.T., Satoh, Y., Stacke, T., Tang, Q., Wada, Y., Wissler, D., Albrecht, T., Frieler, K., Piontek, F., Warszawski, L., Kabat, P., 2014. Multimodel assessment of water scarcity under climate change. *Proc. Natl. Acad. Sci. U. S. A.* <https://doi.org/10.1073/pnas.1222460110>
- Shi, J., Podola, B., Melkonian, M., 2014. Application of a prototype-scale twin-layer photobioreactor for effective N and P removal from different process stages of municipal wastewater by immobilized microalgae. *Bioresour. Technol.* 154, 260–266. <https://doi.org/10.1016/j.biortech.2013.11.100>
- Show, K.Y., Lee, D.J., Tay, J.H., Lee, T.M., Chang, J.S., 2015. Microalgal drying and cell disruption - Recent advances. *Bioresour. Technol.* <https://doi.org/10.1016/j.biortech.2014.10.139>
- Singh, G., Patidar, S.K., 2018. Microalgae harvesting techniques: A review. *J. Environ. Manage.* <https://doi.org/10.1016/j.jenvman.2018.04.010>
- Solé-Bundó, M., Cucina, M., Folch, M., Tàpias, J., Gigliotti, G., Garfí, M., Ferrer, I., 2017. Assessing the agricultural reuse of the digestate from microalgae anaerobic digestion and co-digestion with sewage sludge. *Sci. Total Environ.* <https://doi.org/10.1016/j.scitotenv.2017.02.006>
- Solovchenko, A., Verschoor, A.M., Jablonowski, N.D., Nedbal, L., 2016. Phosphorus from wastewater to crops: An alternative path involving microalgae. *Biotechnol. Adv.* <https://doi.org/10.1016/j.biotechadv.2016.01.002>
- Tan, X., Chu, H., Zhang, Y., Yang, L., Zhao, F., Zhou, X., 2014. *Chlorella pyrenoidosa* cultivation using anaerobic digested starch processing wastewater in an airlift circulation photobioreactor. *Bioresour. Technol.* 170, 538–548. <https://doi.org/10.1016/j.biortech.2014.07.086>
- Uggetti, E., Sialve, B., Trably, E., Steyer, J.-P., 2014. Integrating microalgae production with anaerobic digestion: a biorefinery approach. *Biofuels, Bioprod. Biorefining* 8, 516–529. <https://doi.org/10.1002/BBB.1469>
- Ummalyma, S.B., Gnansounou, E., Sukumaran, R.K., Sindhu, R., Pandey, A., Sahoo, D., 2017. Bioflocculation: An alternative strategy for harvesting of microalgae – An overview. *Bioresour. Technol.* 242, 227–235. <https://doi.org/10.1016/J.BIORTECH.2017.02.097>
- Uysal, O., Uysal, F.O., Ekinci, K., 2015. Evaluation of Microalgae as Microbial Fertilizer. *Eur. J. Sustain. Dev.* <https://doi.org/10.14207/ejsd.2015.v4n2p77>

- Vargas, G., Donoso-Bravo, A., Vergara, C., Ruiz-Filippi, G., 2016. Assessment of microalgae and nitrifiers activity in a consortium in a continuous operation and the effect of oxygen depletion. *Electron. J. Biotechnol.* 23, 63–68. <https://doi.org/10.1016/j.ejbt.2016.08.002>
- Villaró, S., Ciardi, M., Morillas-españa, A., Sánchez-zurano, A., Acien-fernández, G., Lafarga, T., 2021. Microalgae Derived Astaxanthin: Research and Consumer Trends and Industrial Use as Food. *Foods* 2021, Vol. 10, Page 2303 10, 2303. <https://doi.org/10.3390/FOODS10102303>
- Vo, H.N.P., Ngo, H.H., Guo, W., Chang, S.W., Nguyen, D.D., Chen, Z., Wang, X.C., Chen, R., Zhang, X., 2020. Microalgae for saline wastewater treatment: a critical review. *Crit. Rev. Environ. Sci. Technol.* 50, 1224–1265. <https://doi.org/10.1080/10643389.2019.1656510>
- Wang, H., Hill, R.T., Zheng, T., Hu, X., Wang, B., 2016. Effects of bacterial communities on biofuel-producing microalgae: stimulation, inhibition and harvesting. *Crit. Rev. Biotechnol.* 36, 341–352. <https://doi.org/10.3109/07388551.2014.961402>
- Wang, Y., Li, Y.Q., Lv, K., Cheng, J.J., Chen, X.L., Ge, Y., Yu, X.Y., 2018. Soil microalgae modulate grain arsenic accumulation by reducing dimethylarsinic acid and enhancing nutrient uptake in rice (*Oryza sativa* L.). *Plant Soil.* <https://doi.org/10.1007/s11104-018-3719-1>
- Whitton, R., Le Mével, A., Pidou, M., Ometto, F., Villa, R., Jefferson, B., 2016. Influence of microalgal N and P composition on wastewater nutrient remediation. *Water Res.* 91, 371–378. <https://doi.org/10.1016/J.WATRES.2015.12.054>
- Wuang, S.C., Khin, M.C., Chua, P.Q.D., Luo, Y.D., 2016. Use of *Spirulina* biomass produced from treatment of aquaculture wastewater as agricultural fertilizers. *Algal Res.* 15, 59–64. <https://doi.org/10.1016/j.algal.2016.02.009>
- Xie, B., Bishop, S., Stessman, D., Wright, D., Spalding, M.H., Halverson, L.J., 2013. *Chlamydomonas reinhardtii* thermal tolerance enhancement mediated by a mutualistic interaction with vitamin B12-producing bacteria. *ISME J.* 2013 78 7, 1544–1555. <https://doi.org/10.1038/ismej.2013.43>
- Xue, F., Miao, J., Zhang, X., Tan, T., 2010. A new strategy for lipid production by mix cultivation of *Spirulina platensis* and *Rhodotorula glutinis*. *Appl. Biochem. Biotechnol.* 160, 498–503. <https://doi.org/10.1007/S12010-008-8376-Z/TABLES/3>
- Yakhin, O.I., Lubyantsev, A.A., Yakhin, I.A., Brown, P.H., 2017. Biostimulants in plant science: A global perspective. *Front. Plant Sci.* <https://doi.org/10.3389/fpls.2016.02049>
- Yao, S., Lyu, S., An, Y., Lu, J., Gjermansen, C., Schramm, A., 2019. Microalgae-bacteria symbiosis in microalgal growth and biofuel production: a review. *J. Appl. Microbiol.* 126, 359–368. <https://doi.org/10.1111/jam.14095>
- Yodsuwan, N., Kamonpatana, P., Chisti, Y., Sirisansaneeyakul, S., 2018. Ohmic

- heating pretreatment of algal slurry for production of biodiesel. *J. Biotechnol.* 267, 71–78. <https://doi.org/10.1016/j.jbiotec.2017.12.022>
- Zhen-Feng, S., Xin, L., Hong-Ying, H., Yin-Hu, W., Tsutomu, N., 2011. Culture of *Scenedesmus* sp. LX1 in the modified effluent of a wastewater treatment plant of an electric factory by photo-membrane bioreactor. *Bioresour. Technol.* 102, 7627–7632. <https://doi.org/10.1016/j.biortech.2011.05.009>
- Zhou, W., Hu, B., Li, Y., Min, M., Mohr, M., Du, Z., Chen, P., Ruan, R., 2012. Mass cultivation of microalgae on animal wastewater: A sequential two-stage cultivation process for energy crop and omega-3-rich animal feed production. *Appl. Biochem. Biotechnol.* <https://doi.org/10.1007/s12010-012-9779-4>
- Zhou, W., Li, Y., Gao, Y., Zhao, H., 2017. Nutrients removal and recovery from saline wastewater by *Spirulina platensis*. *Bioresour. Technol.* 245, 10–17. <https://doi.org/10.1016/j.biortech.2017.08.160>
- Zhu, L., Hiltunen, E., Shu, Q., Zhou, W., Li, Z., Wang, Z., 2014. Biodiesel production from algae cultivated in winter with artificial wastewater through pH regulation by acetic acid. *Appl. Energy* 128, 103–110. <https://doi.org/10.1016/j.apenergy.2014.04.039>