

## Article

# A Bio-Based Alginate Aerogel as an Ionic Liquid Support for the Efficient Synthesis of Cyclic Carbonates from CO<sub>2</sub> and Epoxides

Ana B. Paninho <sup>1,2</sup>, Ana N. Mustapa <sup>2,3</sup>, Kamran T. Mahmudov <sup>4</sup>, Armando J. L. Pombeiro <sup>4</sup> ,  
M. Fátima C. Guedes da Silva <sup>4</sup> , María D. Bermejo <sup>2</sup> , Ángel Martín <sup>2</sup>, María J. Cocero <sup>2</sup> and Ana V. M. Nunes <sup>1,\*</sup>

<sup>1</sup> LAQV, REQUIMTE, Departamento de Química, Faculdade de Ciências e Tecnologia, Universidade Nova de Lisboa, 2829-516 Caparica, Portugal; anapaninho@gmail.com

<sup>2</sup> High Pressure Processes Group, Industrial Engineering School, Department of Chemical Engineering and Environmental Technology, University of Valladolid, C/Dr. Mergelina, s/n, 47011 Valladolid, Spain; anajwa@uitm.edu.my (A.N.M.); mdbermejo@iq.uva.es (M.D.B.); mamaan@iq.uva.es (Á.M.); mjcocero@iq.uva.es (M.J.C.)

<sup>3</sup> School of Chemical Engineering, College of Engineering, Universiti Teknologi MARA (UiTM), Shah Alam 40450, Selangor, Malaysia

<sup>4</sup> Centro de Química Estrutural, Instituto Superior Técnico, Universidade de Lisboa, Av. Rovisco Pais, 1049-001 Lisbon, Portugal; kamran.mahmudov@tecnico.ulisboa.pt (K.T.M.); pombeiro@tecnico.ulisboa.pt (A.J.L.P.); fatima.guedes@tecnico.ulisboa.pt (M.F.C.G.d.S.)

\* Correspondence: ana.nunes@fct.unl.pt



**Citation:** Paninho, A.B.; Mustapa, A.N.; Mahmudov, K.T.; Pombeiro, A.J.L.; Guedes da Silva, M.F.C.; Bermejo, M.D.; Martín, Á.; Cocero, M.J.; Nunes, A.V.M. A Bio-Based Alginate Aerogel as an Ionic Liquid Support for the Efficient Synthesis of Cyclic Carbonates from CO<sub>2</sub> and Epoxides. *Catalysts* **2021**, *11*, 872. <https://doi.org/10.3390/catal11080872>

Academic Editor: Catia Cannilla

Received: 9 June 2021

Accepted: 9 July 2021

Published: 21 July 2021

**Publisher's Note:** MDPI stays neutral with regard to jurisdictional claims in published maps and institutional affiliations.



**Copyright:** © 2021 by the authors. Licensee MDPI, Basel, Switzerland. This article is an open access article distributed under the terms and conditions of the Creative Commons Attribution (CC BY) license (<https://creativecommons.org/licenses/by/4.0/>).

**Abstract:** In this work, the ionic liquid [Aliquat][Cl] was supported into alginate and silica aerogel matrices and applied as a catalyst in the cycloaddition reaction between CO<sub>2</sub> and a bio-based epoxide (limonene oxide). The efficiency of the alginate aerogel system is much higher than that of the silica one. The method of wet impregnation was used for the impregnation of the aerogel with [Aliquat][Cl] and a zinc complex. The procedure originated a well-defined thin solvent film on the surface of support materials. Final materials were characterised by Fourier Transform Infrared Spectroscopy, N<sub>2</sub> Adsorption–Desorption Analysis, X-ray diffraction, atomic absorption and Field Emission Scanning Microscopy. Several catalytic tests were performed in a high-pressure apparatus at 353.2 K and 4 MPa of CO<sub>2</sub>.

**Keywords:** cyclic carbonates; CO<sub>2</sub>; epoxides; cycloaddition; alginate aerogels; supercritical; supported ionic liquids; limonene carbonate

## 1. Introduction

The utilization of CO<sub>2</sub> as starting material to produce cyclic carbonates is a very active field of research. Cyclic carbonates are particularly attractive as intermediate CO<sub>2</sub> derivatives since they can be formed readily from the catalytic coupling reaction between CO<sub>2</sub> and the corresponding epoxide [1–3]. Furthermore, cyclic carbonates are broadly used as polar aprotic solvents, fuel additives, electrolytes for lithium-ion batteries, fine chemicals intermediates as well as monomers in polymerization reactions [4]. Binary catalytic systems composed of homogeneous metal complexes together with ionic liquids have been successfully used [5–7]. Several mechanistic studies showed that the ionic liquid plays a crucial role in the reaction kinetics, with the anion being responsible for the nucleophilic attack to the epoxide ring, which is the rate-determining step [8–11]. Recently, [Aliquat][Cl] was used both as catalyst and solvent in the cycloaddition reaction between CO<sub>2</sub> and propylene oxide at high pressures [12].

The combination of high-pressure CO<sub>2</sub> with ionic liquids originates an efficient biphasic system to carry out liquid phase catalysis. The fact that ionic liquids are practically insoluble in CO<sub>2</sub>, while CO<sub>2</sub> presents high solubility in several types of these organic salts,

allows to use CO<sub>2</sub> as a mobile phase to transport reactants in and out of the ionic liquid phase, where homogeneous catalysts are dissolved [13]. Furthermore, besides negligible vapour pressure, one of the most remarkable features of ionic liquids is their tuneable solvent power, through the possibility to “design” its physicochemical properties by changing the anion/cation pair [14].

In this context, several authors have explored their utilization covalently attached or physically adsorbed onto solid materials suitable for fixed bed operations [15]. This approach is also known as Supported Ionic Liquid Phase (SILP) catalysis [16]. The concept involves dissolving a homogeneous catalyst in an ionic liquid that is further immobilized on the surface of a solid support, bringing together advantages of both homogeneous (high rates and good selectivity) and heterogeneous catalysis (easy separation, recyclability and continuous operation) [17]. Furthermore, SILP catalysis allows the usage of significantly lower amounts of ionic liquid, considerably reducing the diffusion pathway when compared to bulk biphasic systems, avoiding mass transport limitations and thereby leading to high reaction rates [18]. Over the last decade, SILPs have been used as functional materials and media, namely in catalysis and electrochemistry, in separation processes and as surface modifying agents [19].

Regarding SILP preparation methods, the ionic liquid can be chemically bonded or simply physically adsorbed on the surface of a porous support material. When the ionic liquid is covalently bound to the support, the chemical bonding may limit the degree of freedom of the cation/anion or even change some properties of the ionic liquid as its solvation strength. Nevertheless, a notorious advantage is the minimization (or even elimination) of the highly undesirable phenomena of leakage of the ionic liquid layer into the reaction mixture. On the other hand, when a layer of ionic liquid is adsorbed at the surface of a porous support material, it is possible to take advantage of full bulk properties of the ionic liquid. Physisorption stands as the most simple and straightforward method of preparation, but the ionic liquid is more susceptible to leaching during the catalytic process, especially when polar substrates are used. That’s the reason why, in practice, applications of physical adsorbed SILP materials are mostly limited to gas-phase operations.

Additionally, a variety of support materials [20] has been used, as graphene oxide [21], alumina [22], titania [22], molecular sieves [23], metal organic frameworks (MOFs) [24], organic polymers [25] and poly-ionic liquids [26,27]. Silica is by far the most explored material for the cycloaddition reaction between CO<sub>2</sub> and epoxides [28–32]. Sakakura and co-workers reported that silica-supported onium salts achieved much higher catalytic activities compared to onium salts alone [33]. In these reactions, the cooperative action of the silanol groups and the nucleophile are responsible for the oxygen atom coordination and the nucleophilic ring opening of the epoxide, respectively [34]. Similar results were reported by Takashi Sakai et al. [35]. In this last work, it was also found that the pore size of the material affected the reaction kinetics, with materials bearing a pore size of 19 nm exhibiting much better performance when compared to silica materials bearing a mean pore size of 6 nm.

The utilization of biopolymers as ionic liquids supports is a very attractive strategy since biopolymer sources are well established, are relatively cheap and accessible at industrial scale. However, to the best of our knowledge, for the cycloaddition reaction between CO<sub>2</sub> and epoxides, their use is still limited to cellulose derivatives and chitosan [36–38].

On the context of our interest in developing greener approaches for CO<sub>2</sub> conversion into organic carbonates [39], in this work, we have supported an ionic liquid ([Aliquat][Cl]) into an alginate aerogel matrix and applied it as SILP catalyst for the cycloaddition reaction between CO<sub>2</sub> and limonene oxide (a bio-based epoxide). The use of epoxides derived from renewable resources such as waste biomass has recently received increasing attention as a strategy to produce fully sustainable cyclic carbonates [40–42]. In particular, limonene epoxide has been explored in several studies as a renewable substrate that is also particularly challenging due to intrinsically higher steric demand [43,44].

The biopolymer alginate is naturally derived from the seaweed brown algae and is composed with  $\alpha$ -L-guluronic acid and  $\beta$ -D-mannuronic acid blocks, linearly linked by 1,4-glycosidic linkage. Due to its biodegradability, low cost, non-toxicity and stability, it is an attractive candidate for SILP preparation and application in carbonates production [45].

## 2. Results and Discussion

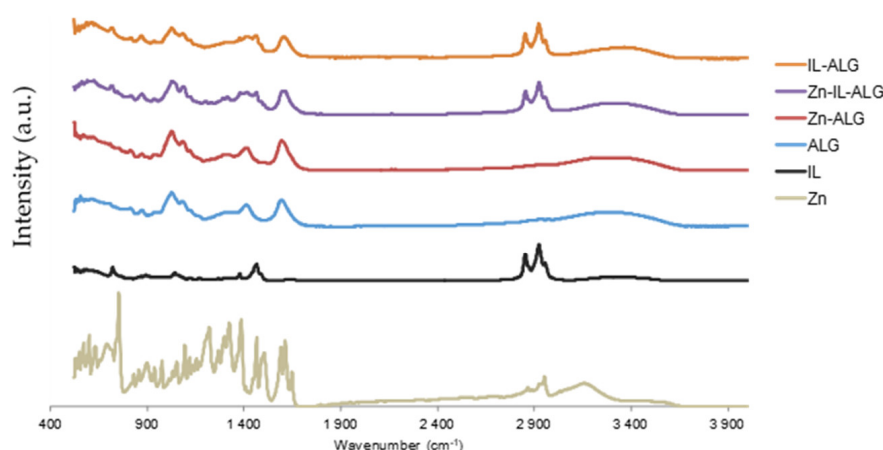
The preparation and impregnation methods carried out for silica (SIL) and alginate (ALG) aerogels with the zinc complex (Zn) and/or the ionic liquid [Aliquat][Cl] (IL) are summarized in Table 1. The zinc complex used in this work was synthesized and extensively characterised in a previously work [46,47].

**Table 1.** Impregnated silica (SIL) and alginate (ALG) aerogels prepared by the wet impregnation method.

Matrix	Material Reference	Substance Impregnated
Silica	Zn-SIL1	Zn(II)-AHBD
	Zn-SIL2	Zn(II)-AHBD
	Zn-IL-SIL2	Zn(II)-AHBD + IL
Alginate	Zn-ALG	Zn(II)-AHBD
	Zn-IL-ALG	Zn(II)-AHBD + IL
	IL-ALG	IL

### 2.1. Infrared Spectroscopy Studies

Figures 1–3 show the results of FTIR assays for the impregnated alginate and silica aerogels in comparison with blank aerogels, pure Zn(II)-AHBD catalyst and pure [Aliquat][Cl]. The y-axis scale is the same for all curves. The corresponding absorption bands of the Zn(II)-AHBD catalyst were not observed clearly in the impregnated samples, which can indicate that only a low amount was impregnated into the aerogels. For the blank alginate aerogel (Figure 1, ALG), it is possible to observe several characteristic absorption bands at  $3450\text{ cm}^{-1}$  (O-H stretching) and the alginic acid bands between  $700$  and  $1800\text{ cm}^{-1}$  [48].

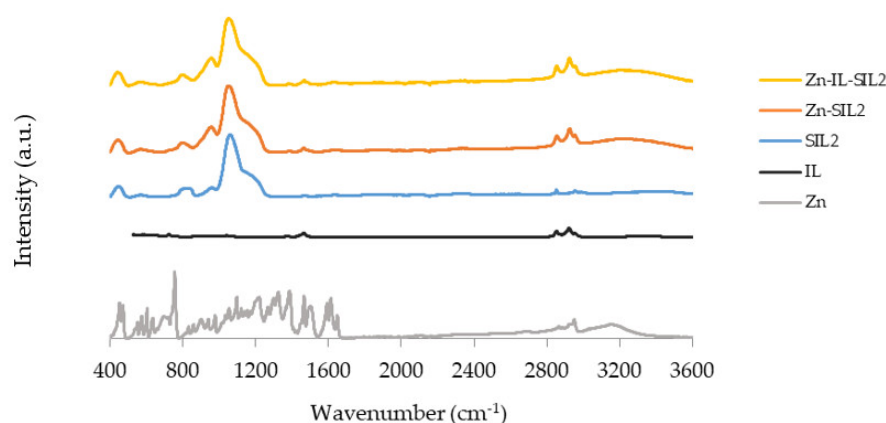


**Figure 1.** Infrared spectra of pure Zn(II)-AHBD catalyst (Zn), pure [Aliquat][Cl] (IL) and alginate aerogels: blank alginate aerogel (ALG), Zn(II)-AHBD-impregnated aerogel (Zn-ALG), aerogel impregnated with Zn(II)-AHBD and [Aliquat][Cl] (Zn-IL-ALG) and aerogel impregnated with [Aliquat][Cl] (IL-ALG).

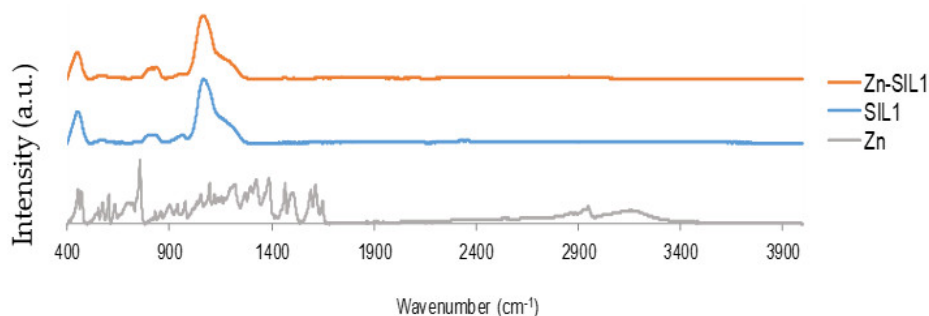
The corresponding absorption bands of pure [Aliquat][Cl] (Figure 1, IL) can be seen at  $1480\text{ cm}^{-1}$  (CH<sub>2</sub> bending) and between  $2800$  and  $3000\text{ cm}^{-1}$  (C-H stretching) [49]. The obtained spectrum of pure [Aliquat][Cl] was compared with the [Aliquat][Cl]-impregnated alginate aerogels (Figure 1, Zn-IL-ALG and IL-ALG) and it was observed that [Aliquat][Cl]

characteristic peaks also appeared in the spectrum, which indicates that [Aliquat][Cl] was successfully impregnated into the alginate aerogels. A similar behaviour of the Zn(II)-AHBD + [Aliquat][Cl]-impregnated silica aerogels was observed, as shown in Figure 2 (Silica SIL2).

In this case, it was also possible to observe the [Aliquat][Cl] characteristic peaks in the spectrum. In comparison with alginate aerogel, the silica aerogel SIL2 had weaker absorption bands at  $1480\text{ cm}^{-1}$  and between  $2800$  and  $3000\text{ cm}^{-1}$ , which indicates a lower [Aliquat][Cl] loading. For the sample Silica SIL1 (Figure 3), the characteristic peaks of the Zn(II)-AHBD catalyst were not observed, which may indicate that this impregnation was not so successful as the previous ones. Furthermore, silica aerogels presented a highly fragile structure and were not used in high pressure catalytic tests.



**Figure 2.** Infrared spectra of pure Zn(II)-AHBD catalyst (Zn), pure [Aliquat][Cl] (IL) and silica aerogels: blank silica aerogel (SIL2), Zn(II)-AHBD-impregnated aerogel (Zn-SIL2) and aerogel impregnated with Zn(II)-AHBD and [Aliquat][Cl] (Zn-IL-SIL2).



**Figure 3.** Infrared spectra of pure Zn(II)-AHBD catalyst (Zn) and silica aerogels: blank silica aerogel (SIL1) and Zn(II)-AHBD-impregnated aerogel (Zn-SIL1).

From the FTIR results presented in Figure 3, the Zn(II)-AHBD impregnation efficiency was difficult to evaluate. In fact, due to the complexity of the catalyst structure (Figure 4), the absorption bands appear overlapping and less defined. This hampers the FTIR analysis of Zn(II)-AHBD content in the aerogels and prompted us to use atomic absorption technique.

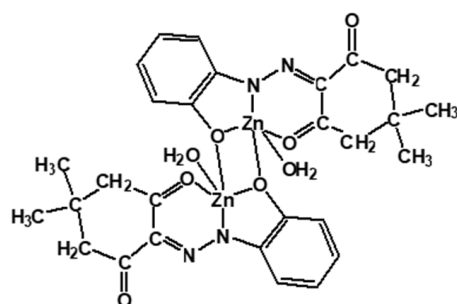


Figure 4. Zn(II)-AHBD catalyst (zinc(II) complex of an arylhydrazone of a  $\beta$ -diketone).

## 2.2. Nitrogen Physisorption Studies

Table 2 shows the textural properties of blank and impregnated alginate and silica aerogels. Regarding results obtained for blank aerogels (not impregnated), it was possible to observe that silica aerogels presented a higher surface area and lower pore diameter than alginate aerogels, which is in accordance with results reported by other authors [50]. This difference in pores diameter is regarded as the basis of a lower impregnation efficiency into silica matrices [35].

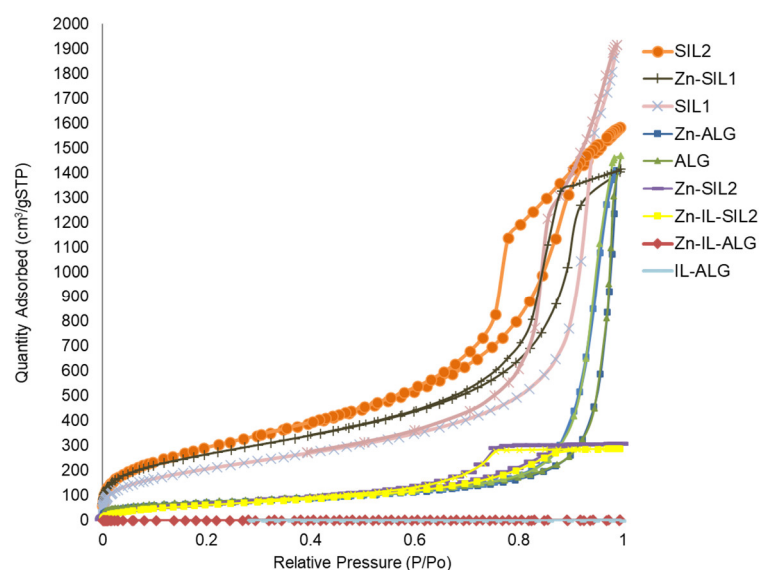
Table 2. Textural properties of blank and impregnated silica (SIL) and alginate (ALG) aerogels. Aerogels were impregnated with the zinc complex (Zn) and/or the ionic liquid [Aliquat][Cl] (IL).

Matrix	Aerogel Reference	Impregnation <sup>a</sup>	S <sub>BET</sub> (m <sup>2</sup> /g)	Pore Volume (cm <sup>3</sup> /g)	Pore Diameter (nm)
Silica	SIL1	-	882	2.85	12.93
	Zn-SIL1	Zn(II)-AHBD	772	2.96	15.35
	SIL2	-	1099	2.44	8.91
	Zn-SIL2	Zn(II)-AHBD	258	0.475	7.36
	Zn-IL-SIL2	Zn(II)-AHBD + IL	245	0.445	7.25
Alginate	ALG	-	271	2.27	33.56
	Zn-ALG	Zn(II)-AHBD	253	2.18	34.46
	Zn-IL-ALG	Zn(II)-AHBD + IL	<1	-	-
	IL-ALG	IL	<1	-	-

<sup>a</sup> The ionic liquid used for impregnation was always [Aliquat][Cl].

When the aerogels were impregnated with Zn(II)-AHBD, a decrease (usually slight but pronounced in the case of SIL2) of the specific surface area was observed. On the other hand, when impregnated with the ionic liquid ([Aliquat][Cl]), which is an organic salt liquid at room temperature, the aerogel pores were totally filled, with consequent drastic decrease in the surface areas and pore volumes. This effect is more pronounced for alginate aerogels, especially the ones that were impregnated with [Aliquat][Cl], for which the BET surface area results were always lower than 1 m<sup>2</sup>/g. Also, the alginate aerogel impregnated with both [Aliquat][Cl] and Zn(II)-AHBD presented a BET surface area lower than 1 m<sup>2</sup>/g.

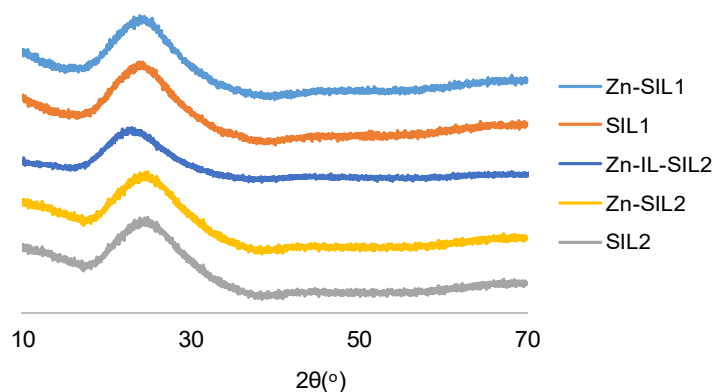
In the case of silica aerogels this effect was not so evident, very likely due to the fact that the impregnation was less efficient. As a complement to the results reported in the Table 2, Figure 5 shows the nitrogen adsorption isotherms of the blank and impregnate alginate and silica aerogels. The isotherms belong to “type IV” which is typical for mesoporous materials. When the impregnation was performed with [Aliquat][Cl] (Zn-IL-ALG and IL-ALG, Figure 5) there is no desorption of N<sub>2</sub> from the aerogels, which is in accordance with the BET surface results.



**Figure 5.** Nitrogen adsorption isotherms of the alginate and silica aerogels.

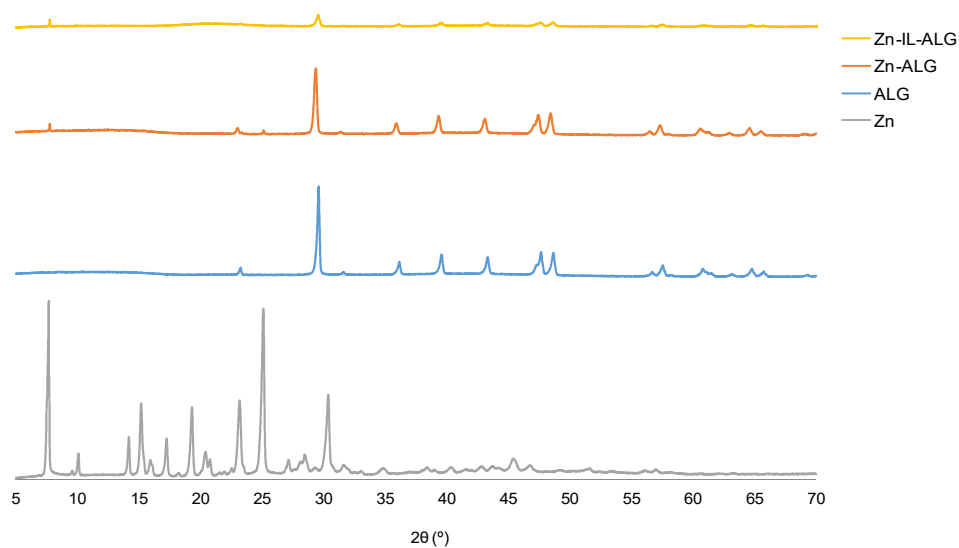
### 2.3. Powder X-ray Diffraction Studies

X-ray diffraction patterns for silica and alginate aerogels are shown in the Figures 6 and 7, respectively. Since this technique detects the crystallinity of the impregnated Zn(II)-AHBD particles, the aerogels containing only [Aliquat][Cl] were not analysed by this technique. The X-ray diffraction patterns for blank silica aerogels (SIL1 and SIL2) and Zn(II)-AHBD impregnated silica aerogels (Zn-SIL1 and Zn-SIL2) are represented in the Figure 6. No changes on crystallinity of impregnated silica aerogels were observed. Therefore, the discussions on the effect of impregnation on surface morphology will be focused only in the alginate aerogels.



**Figure 6.** X-ray diffraction patterns of Zn(II)-AHBD-impregnated silica aerogels and blank silica aerogels.


The diffractogram of alginate is known to consist of two crystalline peaks around 14 and 23° of 2θ which are related to the lateral packing among molecular chains and the layer spacing along the molecular chain direction, respectively [51,52]. For the blank alginate aerogel (Figure 7, ALG) it was possible to observe several characteristic diffraction peaks; the most intense are 23.3°, 29.6°, 35.9°, 39.4°, 42.9°, 47.1° and 48.4°. There are two evident typical diffraction peaks of pure Zn(II)-AHBD catalyst (Figure 7, Zn) that can be detected at 7.7° and 25.1°. The spectrum of pure Zn(II)-AHBD was compared with those of the impregnated aerogels (Figure 7, Zn-ALG) and it was possible to observe that the Zn(II)-AHBD characteristic peaks appeared. This result indicates that although in low amounts, the Zn(II)-AHBD complex was successfully impregnated into the alginate aerogels.



**Figure 7.** X-ray diffraction patterns of Zn(II)-AHBD- and [Aliquat][Cl]-impregnated alginate aerogels (Zn-IL-ALG), Zn(II)-AHBD-impregnated alginate aerogels (Zn-ALG), blank alginate aerogels (ALG) and pure Zn(II)-AHBD catalyst (Zn), respectively.


#### 2.4. Aerogels Images

The images of the impregnated alginate and silica aerogels are presented in the Figures 8 and 9, respectively. Figure 8 shows images of several alginate aerogels, namely, blank aerogel sample (a), Zn(II)-AHBD-impregnated aerogel (b), Zn(II)-AHBD+[Aliquat][Cl]-impregnated aerogel (c) and aerogel impregnated only with [Aliquat][Cl] (d). Zn(II)-AHBD-impregnated aerogels (Figure 8b,c) present a brown colour, indicating the presence of the Zn(II)-AHBD catalyst in the matrix. The same characteristics were observed for the exterior and interior of the impregnated aerogels, indicating a homogeneous loading of the whole aerogel monolith. [Aliquat][Cl]-impregnated samples (Figure 8d) presented a yellowish appearance due to the presence of the ionic liquid, which contrasted with the blank samples (Figure 8a). Again, a homogeneous loading of the whole aerogel monolith was observed.



**Figure 8.** Images of alginate aerogels: alginate aerogels, (a) blank, (b) Zn(II)-AHBD-impregnated, (c) Zn(II)-AHBD + [Aliquat][Cl]-impregnated, (d) [Aliquat][Cl]-impregnated.


In Figure 9a,b are presented images of the silica aerogels SIL1 and SIL2. The first sample is a blank aerogel, followed by a Zn(II)-AHBD impregnated aerogel and in the case of image 11b) also Zn(II)-AHBD+[Aliquat][Cl] impregnated silica aerogel.



**Figure 9.** Images of Silica aerogels: (a) SIL1: Blank and Zn(II)-AHBD impregnated, respectively; (b) SIL2: Blank, Zn(II)-AHBD impregnated and Zn(II)-AHBD + [Aliquat][Cl] impregnated, respectively.

### 2.5. Scanning Electron Microscopy

The SEM micrographs of silica and alginate aerogels are presented in the Figures 10 and 11, respectively. Two different magnifications were performed, 5.000 and 30.000, to detect different details of the surface morphology.




**Figure 10.** SEM images of silica aerogels (SIL2): (a) blank sample, (b) Zn(II)-AHBD impregnation and (c) Zn(II)-AHBD + [Aliquat][Cl] impregnation. The first line corresponds to a 5.000 magnification and the second line 30.000 magnification.

No changes on the surface morphology of silica aerogels after the impregnation were observed (Figure 10). Therefore, the discussions on the effect of impregnation on surface morphology will be focused on the alginate aerogels (Figure 11). In Figure 11a, we observe that the blank alginate aerogel presents a high porous open structure, typical of the surface morphology of alginate aerogels [48].

On the other hand, the Zn(II)-AHBD-impregnated alginate aerogels (Figure 11b) exhibit linkages of granular material, indicating the deposition of Zn(II)-AHBD on the surface structure of alginate aerogel. When alginate aerogels were impregnated with Zn(II)-AHBD and [Aliquat][Cl] (Figure 11c), the alginate matrix presented no pores and increased thickness. This suggests a high absorption of [Aliquat][Cl] and Zn(II)-AHBD from the ethanol medium and as consequence the change of the textural structure of the aerogels. The same result was obtained when only [Aliquat][Cl] was impregnated (Figure 11d). The SEM images presented are related to the sample impregnated during 48 h with 20 mL [Aliquat][Cl] and 10 mL of ethanol, but similar results were obtained for the others.





**Figure 11.** SEM images of alginate aerogels: (a) blank, (b) Zn(II)-AHBD impregnation, (c) Zn(II)-AHBD + [Aliquat][Cl] impregnation and (d) [Aliquat][Cl] impregnation. The first line corresponds to a 5.000 magnification and the second line to a 30.000 magnification.

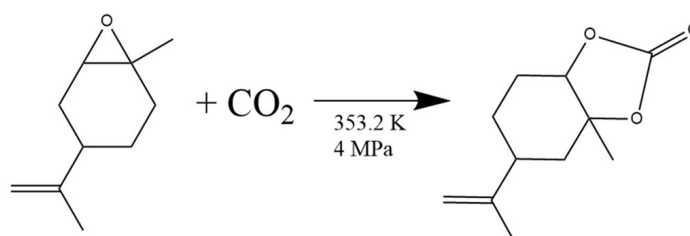
### 2.6. Atomic Absorption Studies

The metal loading was determined by atomic absorption. All the samples were analysed (except the ones impregnated only with [Aliquat][Cl]). However, the only sample for which Zn(II)-AHBD was detected was the alginate aerogel impregnated with Zn(II)-AHBD (Zn-ALG). For all the other samples, it was not possible to quantify the Zn(II)-AHBD loading since it was below the detection limit. The concentration obtained for Zn-ALG was only 1.99% (*w/w*). For Zn-IL-ALG, the presence of Aliquat Cl has significantly reduced the complex solubility in the solution, decreasing the zinc concentration on the materials to bellow the detection limit (which is 8 ppb).

For silica aerogels, textural properties seem to evidence a significant impregnation level, which was not detected by the atomic absorption studies, namely for Zn-SIL2. In this case, the complex should have suffered a process of decomposition in contact with the silica material. Therefore, both textural results and the brown color observed are not due to the presence of zinc, but due to the presence of the ligand AHBD.

### 2.7. Reactions Using Impregnated Aerogels as Catalysts

Impregnated alginate and silica aerogels were evaluated as catalytic systems for the coupling reaction between CO<sub>2</sub> and limonene oxide (Figure 12). The results are summarized in Table 3.



**Figure 12.** Synthesis of cyclic carbonates from CO<sub>2</sub> and epoxides.

**Table 3.** Limonene carbonate formation after 48 h at 353.2 K and 4 MPa, using 1 mL of limonene oxide and different impregnated aerogels as catalyst support.

Matrix	Material Reference	Impregnation	Carbonate Formation <sup>a</sup>
Silica	Zn-SIL1	Zn(II)-AHBD	0%
	Zn-SIL2	Zn(II)-AHBD	0%
	Zn-IL-SIL2	Zn(II)-AHBD + IL	<5%
Alginate	Zn-ALG	Zn(II)-AHBD	0%
	Zn-IL-ALG	Zn(II)-AHBD + IL	35%
	IL-ALG	IL	32%

<sup>a</sup> Carbonate formation determined by integration of the <sup>1</sup>H-NMR spectrum of the crude reaction mixture.

Based on our previous studies, all the reactions were performed for 48 h, at 353.2 K and 4 MPa, using 1 mL of limonene oxide [39,53,54]. It should be noted that the aerogel was never used in direct contact with the liquid phase. All reactions were carried out maintaining the aerogel supported in a metallic grid at the top of the reactor in contact with the CO<sub>2</sub> gaseous phase as described in the methodology section. All investigated catalytic systems presented more than 95% selectivity towards limonene carbonate production.

As shown by the results presented in Table 3, all tested silica aerogels showed practically no activity towards the coupling reaction between CO<sub>2</sub> and limonene oxide.

For the materials with references Zn-SIL1 and Zn-SIL2, which are two different silica aerogels impregnated only with the zinc complex, this result can be explained by the absence of the ionic liquid [Aliquat][Cl].

In fact, results show that even when supported in a silica material, the presence of the chloride anion still plays a crucial effect on the reaction mechanism. Curiously, also for the material with reference Zn-IL-SIL2, which was a silica aerogel impregnated with both zinc complex and [Aliquat][Cl], only a small amount of carbonate formation was observed under the experimental conditions studied.

Alginate aerogels were used as catalyst support for the cycloaddition between CO<sub>2</sub> and epoxides. A surprisingly high carbonate formation of 35% and 32% was obtained for materials with reference Zn-IL-ALG and IL-ALG, respectively. On the other hand, as for the case of silica aerogels, materials impregnated only with zinc complex (Zn-ALG) gave no carbonate formation. Furthermore, both aerogels Zn-IL-ALG (impregnated with zinc complex and [Aliquat][Cl]) and IL-ALG (impregnated only with [Aliquat][Cl]) presented nearly the same activity, although being slightly higher for the former, which is in line with the conclusion that the zinc complex was impregnated in very low amounts. IL-ALG materials impregnated only with [Aliquat][Cl] were able to efficiently catalyse the reaction due to high [Aliquat][Cl] loadings. The results obtained are in accordance with the general proposed reaction mechanism in which the nucleophile is responsible for the attack to the epoxide ring, which is the rate-determining step [54]. Although IL-ALG materials presented satisfactory catalytic activities, their reutilization was not tested due to the leaching of the ionic liquid during the reactor depressurization at the end of each experiment. This happens mainly due to the high polarity of the substrate used, limonene oxide. Operating in continuous mode under high CO<sub>2</sub>/epoxide ratios will in the future allow to overcome this limitation.

### 3. Experimental Section

#### 3.1. Materials and Equipment

All chemicals and solvents were purchased from commercial suppliers and used as received without further purification. Carbon dioxide (>99.95 mol% purity) was supplied by Air Liquide (Paris, France) and Carburios Metálicos. Limonene oxide (97 mol% purity), [Aliquat][Cl] (Trioctylmethylammonium chloride), chloroform, deuterated chloroform, alginate sodium salt from brown algae (low viscosity, 4–15 cP), calcium carbonate (CaCO<sub>3</sub>) and glucono- $\delta$ -lactone (GDL), tetramethoxysilane (TMOS), methanol, ammonium hydroxide

(NH<sub>4</sub>OH) were purchased from Sigma-Aldrich. A zinc(II) complex of an arylhydrazone of a  $\beta$ -diketone (Zn(II)-AHBD) was prepared as reported in previous works [46,47].

The following equipment was used for materials characterization, FTIR Thermo Nicolet 6700 (ThermoFisher Scientific, Waltham, MA, USA), X-ray diffraction Discover D8 (Bruker, Birrca, MA, USA), JEM-2200FS HRP Field Emission Electron Microscope (JEOL, Shishima City, Tokyo, Japan), SEM-7001F FE-SEM, Analytical (JEOL).

### 3.2. Preparation of Alcogels

#### 3.2.1. Silica Alcogels Synthesis

The silica alcogels were produced by sol-gel process with two different approaches (SIL1 and SIL2). In the first approach, SIL1, TMOS and methanol were mixed and then a solution of ammonium hydroxide-water was added drop by drop under stirring. A molar ratio of 1 mol TMOS: 3 mol MeOH: 4 mol H<sub>2</sub>O:  $5 \times 10^{-3}$  mol NH<sub>4</sub>OH was used [55]. In the second approach, SIL2, TMOS was mixed with water, methanol, and hydrochloric acid and a solution of ammonium hydroxide-water was added drop by drop under stirring conditions. A molar ratio 1 mol TMOS: 2.4 mol MeOH: 1.3 mol H<sub>2</sub>O:  $1 \times 10^{-5}$  mol HCl:  $7.7 \times 10^{-4}$  mol NH<sub>4</sub>OH was used [56]. For both approaches, the final mixture was stirred at room temperature for 30 min. The resulting mixture was poured into moulds covered with parafilm for gelation. After fifteen min, the gels formed were immersed into methanol for aging process, which lasted at least 7 days. The solvent was changed at least twice during aging to completely remove excess water and traces of reactants from the alcogels.

#### 3.2.2. Alginate Alcogels Synthesis

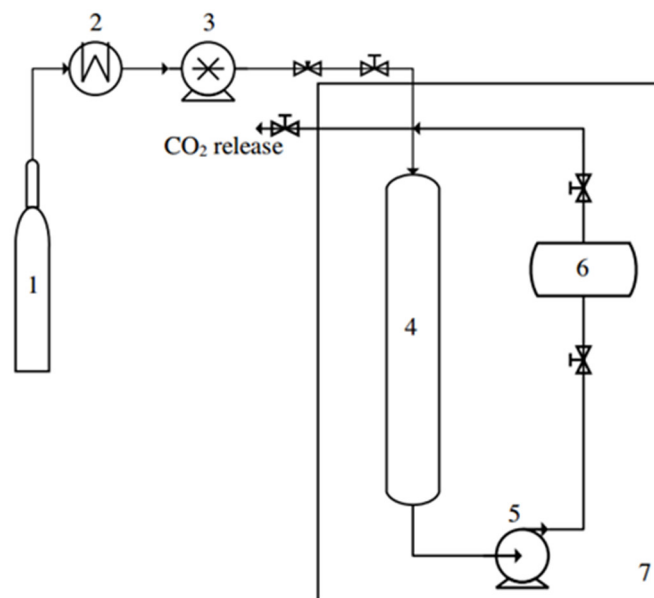
Alginate hydrogels were prepared via internal gelation based on lowering the pH as described elsewhere [57,58]. In this work, sodium alginate was dissolved in distilled water under stirring conditions of 400 rpm for 2 h. Then, calcium carbonate was added into the solution and stirred for 1 h. After 1 h the addition of GDL was performed, reducing the pH of the solution and allowing it to turn into a gel. The final concentrations of sodium alginate, CaCO<sub>3</sub> and GDL are 3.2% (*w/w*), 1.6% (*w/w*) and 1.4% (*w/w*), respectively. The resulting mixture was placed into moulds, covered with parafilm and stored in refrigerator (4 °C) for 18 h to become solidified. Then, the alginate hydrogels were immersed in an aqueous solution with 30% (*v/v*) of ethanol and a multistep solvent exchange was followed every 24 h using ethanol–water solutions with increasing ethanol volumetric ratios of 50%, 70%, and 90%. Finally, pure ethanol was exchanged twice in order to totally replace the water content of the hydrogel by ethanol before the supercritical CO<sub>2</sub> drying.

### 3.3. Aerogels Impregnation

After the solvent exchange period, a wet impregnation (WI) method was used in order to impregnate the Zn(II)-AHBD complex into the aerogels matrix [48]. First, the Zn(II)-AHBD complex was dissolved in an organic solvent to produce a saturated solution (15,000 ppm), ethanol was used in the case of alginate aerogels and methanol for silica aerogels. The solution (30 mL) was placed into contact with the final alcogels to allow the Zn(II)-AHBD complex diffusion into the pores of alcogels until equilibration was reached. About 12 alcogel monoliths were added and maintained into a 30 mL solution for 48 h. In the case of the impregnation of both Zn(II)-AHBD and [Aliquat][Cl], the procedure was very similar, being the only difference the use of 0.45 g of Zn(II)-AHBD in 20 mL of solvent, plus 10 mL of [Aliquat][Cl]. Also, 12 alcogel monoliths (aged for 7 days) were added and maintained into the solution for 48 h. In the case of the impregnation only with [Aliquat][Cl] only, the alginate aerogels were impregnated, and the procedure consisted in using 20 mL of solvent and 10 mL of [Aliquat][Cl]. The 12 alcogel monoliths (aged for 7 days) were added and maintained into a 30 mL solution for 48 h. Successively, the solvent was extracted by supercritical CO<sub>2</sub> drying, leading to the precipitation of the compounds on the surface and pores of aerogels due to their insolubility in CO<sub>2</sub>.

### 3.4. Supercritical Drying of Alcogels

The supercritical CO<sub>2</sub> drying of the alcogels (silica and alginate) was performed at  $14 \pm 0.5$  MPa and 45 °C, employing the procedure and equipment described in a previous work (Figure 13) [59].



**Figure 13.** Supercritical CO<sub>2</sub> drying setup; (1) CO<sub>2</sub> tank, (2) cooler, (3) pump, (4) CO<sub>2</sub> buffer, (5) pump, (6) view cell chamber and (7) oven.

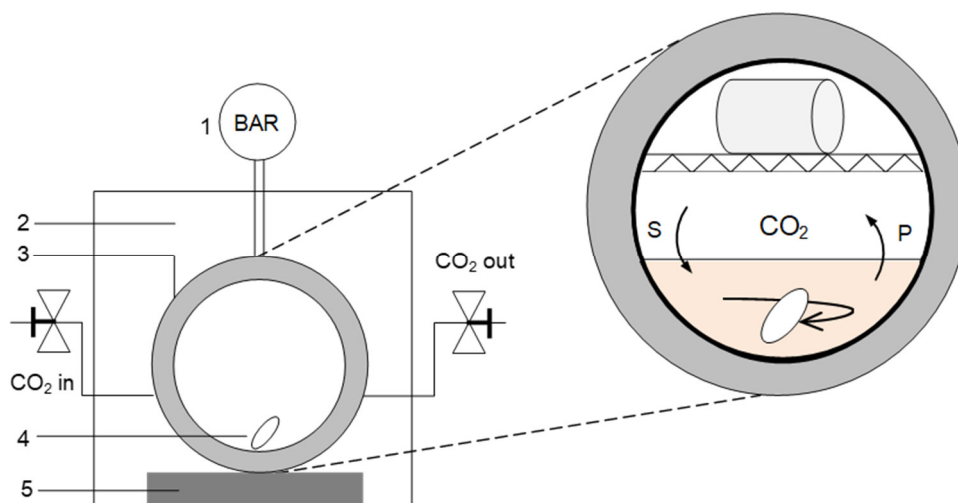
About 12 alcogels were placed in the drying reactor and then filled with solvent (ethanol in the case of alginate and methanol in the case of silica) to prevent damage of alcogel structure during the pressurization of the system. The system was slowly pressurized to the desired pressure at a rate of 0.4 MPa/min. After the operating conditions of drying were reached, the solvent in the reactor was slowly removed by opening the lower valve. This strategy allows a continuous circulation of CO<sub>2</sub> to extract the solvent from the alcogels. The drying process was conducted in three cycles of 60 min minimum each. At the end of the three cycles, the system was slowly depressurized at a rate of 0.2 MPa/min in order to avoid shrinkage or damage of aerogels.

### 3.5. CO<sub>2</sub> and Epoxides Coupling Reactions

The reactions were performed in a high-pressure reactor presented in Figure 14 and described in detail elsewhere [54]. This set-up is built around a stainless-steel cylindrical cell with two sapphire windows and an internal volume of approximately 11 cm<sup>3</sup>. Inside the reactor a metallic net is used to support the aerogel in order to avoid any contact between the aerogel and the liquid phase—see details in Figure 14. A magnetic stirring bar was introduced inside the cell in order to homogenise the solution.

First, the reactor was filled with limonene oxide, catalyst (SILP or bulk) and 1 MPa of CO<sub>2</sub> pressure. Then, the reactor was immersed in a thermostated silicone bath heated by means of a controller that maintained the temperature within  $\pm 0.1$  °C. By operating a CO<sub>2</sub>-compressor, the desired pressure was attained into the cell. The pressure in the cell was measured with a pressure transducer 204 Setra ( $\pm 0.073\%$  full scale accuracy). At the end of the reaction, the high-pressure cell was cooled and then slowly depressurized to atmospheric pressure. Afterward, the cell was opened, and the content was collected. The crude reaction mixture was analysed by NMR using deuterated chloroform as a solvent. NMR spectra were recorded on Bruker 500 MHz type (400 MHz) (Birrica, MA, USA). Peak frequencies were compared against solvent, chloroform-d at 7.26 ppm. All liquid solutions

were prepared gravimetrically using an analytical balance (Sartorius model R180D) with the precision of  $\pm 0.0001$  g.



**Figure 14.** High pressure apparatus: 1—Pressure transducer, 2—Thermostated water bath, 3—Stainless steel cylindrical cell, 4—Magnetic stirring bar, 5—Stir Plate.

The carbonate formation was determined by integration of the  $^1\text{H-NMR}$  spectrum of the crude reaction mixture. The calculations were made using the signals from the epoxy groups of limonene oxide ( $\delta = 2.9\text{--}3.1$  ppm) and from the cyclic carbonate groups ( $\delta = 4.3\text{--}4.5$  ppm) [60]. Errors in the carbonate formation measurements were estimated by comparing the results of at least 3 integrations of each spectrum. The error in the final results was lower than 10%.

### 3.6. Aerogels Characterization

The aerogel structure was studied by Fourier transform infrared spectroscopy. The spectra were acquired between  $4000$  and  $400\text{ cm}^{-1}$  with a  $4\text{ cm}^{-1}$  step using an attenuated total reflectance (ATR) sampling accessory (Smart iTR) equipped with a single-bounce diamond crystal on a Thermo Nicolet 6700 Spectrometer.

Textural characteristics of aerogels, mainly specific surface area, mean pore diameter and pore size distribution, were determined by  $\text{N}_2$  adsorption–desorption analysis at low temperature (NOVA 3000e). The specific pore volume is determined by the single point adsorption method. The shown average pore diameter is based on the desorption isotherm of the Barrett–Joyner–Halenda (BJH) method. Prior to the determination, the alginate and silica aerogels were degassed at  $70$  and  $200\text{ }^\circ\text{C}$ , respectively, under vacuum ( $<1\text{ mPa}$ ) for  $20\text{ h}$ . The specific area was calculated by the method of Brunauer, Emmett, Teller (BET) and the pore size distribution was calculated from the desorption isotherm.

The crystallinity of the impregnated  $\text{Zn(II)-AHBD}$  aerogel particles was analyzed by X-ray diffraction (Discover D8-Bruker). A JEOL field emission microscope, model JEM-FS2200 HRP, operating at  $200\text{ kV}$  was used for EDX (Energy-Dispersive X-ray spectroscopy).

Particle morphology of the aerogels were analysed by Field Emission Scanning Microscopy (FE-SEM JEOL 7001F). Before analysis the aerogel particles were covered with approximately  $300\text{ \AA}$  of gold by a sputter-coater in argon atmosphere (Polaron).

The metal loading of the aerogels was determined by atomic absorption (AA) using a VARIAN SPECTRA 220FS analyser. Digestion of the samples was performed with  $\text{HCl}$ ,  $\text{H}_2\text{O}_2$  and  $\text{HF}$  using microwave at  $250\text{ }^\circ\text{C}$ .

## 4. Conclusions

Alginate and silica aerogels were prepared and explored as supports for the ionic liquid [Aliquat][Cl] and applied as catalysts on the cycloaddition reaction between  $\text{CO}_2$  and

limonene oxide. Surprisingly, alginate impregnated aerogel materials presented a much higher efficiency as catalysts in comparison with silica aerogels. Physical characterizations showed differences on the impregnation efficiency of [Aliquat][Cl] into alginate and silica aerogels, very likely due to differences in the pore size of the aerogels. This method takes advantage of both homogeneous (high rates and good selectivity) and heterogeneous catalysis (easy separation) together with the utilization of a bio-based support with high catalyst loadings.

**Author Contributions:** The manuscript was written through contributions of all authors. All authors have read and agreed to the published version of the manuscript.

**Funding:** This research received no external funding.

**Acknowledgments:** This work was supported by Ministerio de Ciencia y Universidades (project RTI2018-097456-B-I00) and Fundação para a Ciência e Tecnologia FCT/MCTES (project PTDC/EQU-EPQ/31926/2017), UIDB/50006/2020 of the Associate Laboratory for Green Chemistry—LAQV and UIDB/00100/2020 of Centro de Química Estrutural. This work was also supported by a Short Term Scientific Mission of the CMST COST Action CM1206. A.B. Paninho is thankful to FCT for the doctoral fellowship PD/BD/52497/2014 and pos-doctoral fellowship PTDC/EQU-EPQ/31926/2017. The authors also thanks to the project “SunStorage-Harvesting and storage of solar energy”, with reference POCI-01-0145-FEDER-016387, funded by European Regional Development Fund (ERDF), through COMPETE 2020-Operational Program. The NMR spectrometers at FCT NOVA are part of Rede Nacional de RMN (PTNMR), supported by FCT/MCTES through ROTEIRO/0031/2013—PINFRA/22161/2016 and co-financed by FEDER through COMPETE 2020, POCI, and PORL and FCT/MCTES through PIDDAC.

**Conflicts of Interest:** The authors declare no conflict of interest.

## References

1. Machado, A.S.R.; Nunes, A.V.M.; Nunes da Ponte, M. Carbon dioxide utilization—Electrochemical reduction to fuels and synthesis of polycarbonates. *J. Supercrit. Fluids* **2018**, *134*, 150–156. [[CrossRef](#)]
2. Kamphuis, A.J.; Picchioni, F.; Pescarmona, P.P. CO<sub>2</sub>-fixation into cyclic and polymeric carbonates: Principles and applications. *Green Chem.* **2019**, *21*, 406–448. [[CrossRef](#)]
3. Schäffner, B.; Schäffner, F.; Verevkin, S.P.; Börner, A. Organic carbonates as solvents in synthesis and catalysis. *Chem. Rev.* **2010**, *110*, 4554–4581. [[CrossRef](#)] [[PubMed](#)]
4. North, M.; Pasquale, R.; Young, C. Synthesis of cyclic carbonates from epoxides and CO<sub>2</sub>. *Green Chem.* **2010**, *12*, 1514–1539. [[CrossRef](#)]
5. Martin, C.; Fiorani, G.; Kleij, A.W. Recent advances in the catalytic preparation of cyclic organic carbonates. *ACS Catal.* **2015**, *5*, 1353–1370. [[CrossRef](#)]
6. Shaikh, R.R.; Pornpraprom, S.; D’Elia, V. Catalytic Strategies for the cycloaddition of pure, diluted, and waste CO<sub>2</sub> to epoxides under ambient conditions. *ACS Catal.* **2018**, *8*, 419–450. [[CrossRef](#)]
7. Büttner, H.; Longwitz, L.; Steinbauer, J.; Wulf, C.; Werner, T. Recent developments in the synthesis of cyclic carbonates from epoxides and CO<sub>2</sub>. *Top. Curr. Chem.* **2017**, *375*, 50–106. [[CrossRef](#)]
8. Cokoja, M.; Wilhelm, M.E.; Anthofer, M.H.; Herrmann, W.A.; Kühn, F.E. Synthesis of cyclic carbonates from epoxides and carbon dioxide by using organocatalysts. *ChemSusChem* **2015**, *8*, 2436–2454. [[CrossRef](#)]
9. Bobbink, F.D.; Dyson, P.J. Synthesis of carbonates and related compounds incorporating CO<sub>2</sub> using ionic liquid-type catalysts: State-of-the-art and beyond. *J. Catal.* **2016**, *343*, 52–61. [[CrossRef](#)]
10. Alves, M.; Grignard, B.; Mereau, R.; Jerome, C.; Tassaing, T.; Detrembleur, C. Organocatalyzed coupling of carbon dioxide with epoxides for the synthesis of cyclic carbonates: Catalyst design and mechanistic studies. *Catal. Sci. Technol.* **2017**, *7*, 2651–2684. [[CrossRef](#)]
11. Chen, Y.; Mu, T. Conversion of CO<sub>2</sub> to value-added products mediated by ionic liquids. *Green Chem.* **2019**, *21*, 2544–2574. [[CrossRef](#)]
12. Paninho, A.B.; Ventura, A.; Branco, L.C.; Pombeiro, A.J.L.; Guedes da Silva, M.F.C.; Nunes da Ponte, M.; Mahmudov, K.T.; Nunes, A.V.M. CO<sub>2</sub> + ionic liquid biphasic system for reaction/product separation in the synthesis of cyclic carbonates. *J. Supercrit. Fluids* **2018**, *132*, 71–75. [[CrossRef](#)]
13. Serbanovic, A.; Branco, L.C.; Nunes da Ponte, M.; Afonso, C.A.M. Osmium catalyzed asymmetric dihydroxylation of methyl trans-cinnamate in ionic liquids, followed by supercritical CO<sub>2</sub> product recovery. *J. Organomet. Chem.* **2005**, *690*, 3600–3608. [[CrossRef](#)]

14. Franciò, G.; Hintermair, U.; Leitner, W. Unlocking the potential of supported liquid phase catalysts with supercritical fluids: Low temperature continuous flow catalysis with integrated product separation. *Philos. Trans. R. Soc. A* **2015**, *373*, 1–26. [[CrossRef](#)] [[PubMed](#)]
15. Calabrese, C.; Giacalone, F.; Aprile, C. Hybrid catalysts for CO<sub>2</sub> conversion into cyclic carbonates. *Catalysts* **2019**, *9*, 325. [[CrossRef](#)]
16. Mehnert, C.P.; Cook, R.A.; Dispenziere, N.C.; Afeworki, M. Supported ionic liquid catalysis—A new concept for homogeneous hydroformylation catalysis. *J. Am. Chem. Soc.* **2002**, *124*, 12932–12933. [[CrossRef](#)] [[PubMed](#)]
17. Riisager, A.; Fehrmann, R.; Haumann, M.; Wasserscheid, P. Supported ionic liquid phase (SILP) catalysis: An innovative concept for homogeneous catalysis in continuous fixed-bed reactors. *Eur. J. Inorg. Chem.* **2006**, *4*, 695–706. [[CrossRef](#)]
18. Romanovsky, B.V.; Tarkhanova, I.G. Supported ionic liquids in catalysis. *Russ. Chem. Rev.* **2017**, *86*, 444–458. [[CrossRef](#)]
19. Kaur, P.; Chopra, H.K. Recent advances in applications of supported ionic liquids. *Curr. Org. Chem.* **2019**, *23*, 2881–2915. [[CrossRef](#)]
20. Wang, Y.; Guo, L.; Yin, L. Progress in the heterogeneous catalytic cyclization of CO<sub>2</sub> with epoxides using immobilized ionic liquids. *Catal. Lett.* **2019**, *149*, 985–997. [[CrossRef](#)]
21. Lemus, J.; Palomar, J.; Gilarranz, M.A. Characterization of supported ionic liquid phase (SILP) materials prepared from different supports. *J. Intern. Adsorp. Soc.* **2011**, *17*, 561–571. [[CrossRef](#)]
22. Zhu, J.; Wang, S.; Gu, Y.; Xue, B.; Li, Y. A new and efficient method of graphene oxide immobilized with ionic liquids: Promoted catalytic activity for CO<sub>2</sub> cycloaddition. *Mater. Chem. Phys.* **2018**, *208*, 68–76. [[CrossRef](#)]
23. Guo, L.; Deng, L.; Jin, X.; Wang, Y.; Wang, H. Catalytic conversion of CO<sub>2</sub> into propylene carbonate in a continuous fixed bed reactor by immobilized ionic liquids. *RSC Adv.* **2018**, *8*, 26554–26562. [[CrossRef](#)]
24. Hu, Y.L.; Zhang, R.L.; Fang, D. Quaternary phosphonium cationic ionic liquid/porous metal–organic framework as an efficient catalytic system for cycloaddition of carbon dioxide into cyclic carbonates. *Environ. Chem. Lett.* **2019**, *17*, 501–508. [[CrossRef](#)]
25. Wang, T.; Wang, W.; Lyu, Y.; Chen, X.; Li, C.; Zhang, Y.; Song, X.; Ding, Y. Highly recyclable polymer supported ionic liquids as efficient heterogeneous catalysts for batch and flow conversion of CO<sub>2</sub> to cyclic carbonates. *RSC Adv.* **2017**, *7*, 2836–2841. [[CrossRef](#)]
26. Sang, Y.; Huang, J. Benzimidazole-based hyper-cross-linked poly(ionic liquid)s for efficient CO<sub>2</sub> capture and conversion. *Chem. Eng. J.* **2020**, *1385*, 123973–123982. [[CrossRef](#)]
27. Li, J.; Jia, D.; Guo, Z.; Liu, Y.; Lyu, Y.; Zhou, Y.; Wang, J. Imidazolium based porous hypercrosslinked ionic polymers for efficient CO<sub>2</sub> capture and fixation with epoxides. *Green Chem.* **2017**, *19*, 2675–2686. [[CrossRef](#)]
28. Martínez-Ferraté, O.; Chacón, G.; Bernardi, F.; Grehl, T.; Brüner, F.; Dupont, J. Cycloaddition of carbon dioxide to epoxides catalysed by supported ionic liquids. *Catal. Sci. Technol.* **2018**, *8*, 3081–3089. [[CrossRef](#)]
29. Martínez, A.S.; Hauzenberger, C.; Sahoo, A.R.; Csendes, Z.; Hoffmann, H.; Bica, K. Continuous conversion of carbon dioxide to propylene carbonate with supported ionic liquids. *ACS Sustain. Chem. Eng.* **2018**, *6*, 13131–13139.
30. Kolle, J.M.; Sayari, A. Substrate dependence on the fixation of CO<sub>2</sub> to cyclic carbonates over reusable porous hybrid solids. *J. CO<sub>2</sub> Util.* **2018**, *26*, 564–574. [[CrossRef](#)]
31. Ramalingam, R.J.; Appaturi, J.N. Synthesis, characterization and catalytic activity of ionic liquid mimic halides modified MCM-41 for solvent free synthesis of phenyl glycidyl carbonate. *Mater. Chem. Phys.* **2019**, *233*, 79–88. [[CrossRef](#)]
32. Hu, Y.L.; Wang, H.B.; Chen, Z.W.; Li, X.G. Titanium incorporated mesoporous silica immobilized functional ionic liquid as an efficient reusable catalyst for cycloaddition of carbon dioxide to epoxides. *Chem. Select* **2018**, *3*, 5087–5091. [[CrossRef](#)]
33. Takahashi, T.; Watahiki, T.; Kitazume, S.; Yasuda, H.; Sakakura, T. Synergistic hybrid catalyst for cyclic carbonate synthesis: Remarkable acceleration caused by immobilization of homogeneous catalyst on silica. *Chem. Commun.* **2006**, *1*, 1664–1666. [[CrossRef](#)]
34. Hajipour, A.R.; Heidari, Y.; Kozehgary, G. Silica grafted ammonium salts based on DABCO as heterogeneous catalyst for cyclic carbonate synthesis from carbon dioxide and epoxides. *RSC Adv.* **2015**, *5*, 22373–22379. [[CrossRef](#)]
35. Sakai, T.; Tsutsumi, Y.; Ema, T. Highly active and robust organic-inorganic hybrid catalyst for the synthesis of cyclic carbonates from carbon dioxide and epoxides. *Green Chem.* **2008**, *10*, 337–341. [[CrossRef](#)]
36. Roshan, K.R.; Mathai, G.; Kim, J.; Tharun, J.; Parka, G.A.; Park, D.W. A biopolymer mediated efficient synthesis of cyclic carbonates from epoxides and carbon dioxide. *Green Chem.* **2012**, *14*, 2933–2940. [[CrossRef](#)]
37. Sun, J.; Wang, J.; Cheng, W.; Zhang, J.; Li, X.; Zhang, S.; Sheb, Y. Chitosan functionalized ionic liquid as a recyclable biopolymer-supported catalyst for cycloaddition of CO<sub>2</sub>. *Green Chem.* **2012**, *14*, 654–660. [[CrossRef](#)]
38. Taheri, M.; Ghiaci, M.; Shchukarev, A. Cross-linked chitosan with a dicationic ionic liquid as a recyclable biopolymer-supported catalyst for cycloaddition of carbon dioxide with epoxides into cyclic carbonates. *New J. Chem.* **2018**, *42*, 587–597. [[CrossRef](#)]
39. Paninho, A.B. Sustainable intensification strategies for the production of cyclic carbonates from CO<sub>2</sub>. Ph.D. Dissertation, Universidade Nova de Lisboa—Faculdade de Ciências e Tecnologia, Caparika, Portugal, 2018.
40. Cruz-Martínez, F.; Buchaca, M.M.S.; Martínez, J.; Fernández-Baeza, J.; Sánchez-Barba, L.F.; Rodríguez-Diéguez, A.; Castro-Osma, J.A.; Lara-Sánchez, A. Synthesis of Bio-Derived Cyclic Carbonates from Renewable Resources. *ACS Sustain. Chem. Eng.* **2019**, *7*, 20126–20138. [[CrossRef](#)]
41. Aomchad, V.; Cristòfol, A.; Monica, F.D.; Limburg, B.; D’Elia, V.; Kleij, A.W. Recent progress in the catalytic transformation of carbon dioxide into biosourced organic carbonates. *Green Chem.* **2021**, *23*, 1077–1113. [[CrossRef](#)]

42. Rehman, A.; Saleem, F.; Javed, F.; Ikhlaq, A.; Ahmad, S.W.; Harvey, A. Recent advances in the synthesis of cyclic carbonates via CO<sub>2</sub> cycloaddition to epoxides. *J. Environ. Chem. Eng.* **2021**, *9*, 105113. [[CrossRef](#)]
43. Fiorani, G.; Stuck, M.; Martin, C.; Belmonte, M.M.; Martin, E.; Escudero-Adan, E.C.; Kleij, A.W. Catalytic Coupling of Carbon Dioxide with Terpene Scaffolds: Access to Challenging Bio-Based Organic Carbonates. *Chem. Sus. Chem.* **2016**, *9*, 1304–1311. [[CrossRef](#)]
44. Rehman, A.; Fernández, A.M.L.; Resul, M.F.M.G.; Harvey, A.P. Highly selective, sustainable synthesis of limonene cyclic carbonate from bio-based limonene oxide and CO<sub>2</sub>: A kinetic study. *J. CO<sub>2</sub> Util.* **2019**, *29*, 126–133. [[CrossRef](#)]
45. Khotimchenko, Y.S.; Kovalev, V.V.; Savchenko, O.V.; Ziganshina, O.A. Physical–Chemical Properties, Physiological Activity, and Usage of Alginates, the Polysaccharides of Brown Algae. *Russ. J. Mar. Biol.* **2001**, *27*, 53–64. [[CrossRef](#)]
46. Kopylovich, M.N.; Guedes da Silva, M.F.C.; Martins, L.M.D.R.S.; Mahmudov, K.T.; Pombeiro, A.J.L. Synthesis, structure and electrochemical behaviour of Na, MgII, MnII, ZnII, CdII and NiII complexes of 3-(2-carboxyphenylhydrazone)pentane-2,4-dione. *Polyhedron* **2013**, *50*, 374–382. [[CrossRef](#)]
47. Kopylovich, M.N.; Leod, T.C.O.M.; Mahmudov, K.T.; Guedes da Silva, M.F.C.; Pombeiro, A.J.L. Zinc(II) ortho-hydroxyphenylhydrazone-β-diketonate complexes and their catalytic ability towards diastereoselective nitroaldol (Henry) reaction. *Dalton Trans.* **2011**, *40*, 5352–5361. [[CrossRef](#)] [[PubMed](#)]
48. Mustapa, A.N.; Martin, Á.; Sanz-Moral, L.M.; Rueda, M.; Cocero, M.J. Impregnation of medicinal plant phytochemical compounds into silica and alginate aerogels. *J. Supercrit. Fluids* **2016**, *116*, 251–263. [[CrossRef](#)]
49. Naz, G.; Othaman, Z.; Shamsuddin, M.; Ghoshal, S.K. Aliquat 336 stabilized multi-faceted gold nanoparticles with minimal ligand density. *Appl. Surf. Sci.* **2016**, *363*, 74–82. [[CrossRef](#)]
50. Patel, R.P.; Purohit, N.S.; Suthar, A.M. An overview of silica aerogels. *Int. J. Chemtech Res.* **2009**, *1*, 1052–1057.
51. Fan, L.; Du, Y.; Wang, X.; Huang, R.; Zhang, L.; Hu, L. Preparation and characterization of alginate/poly(vinyl alcohol) blend fibers. *J. Macromol. Sci. Pure Appl. Chem.* **2005**, *42*, 41–50.
52. Yang, G.; Zhang, L.; Peng, T.; Zhong, W. Effects of Ca<sup>2+</sup> bridge cross-linking on structure and pervaporation of cellulose/alginate blend membranes. *J. Membr. Sci.* **2000**, *175*, 53–60. [[CrossRef](#)]
53. Montoya, C.A.; Paninho, A.B.; Felix, P.M.; Zakrzewska, M.E.; Vital, J.; Najdanovic-Visak, V.; Nunes, A.V.M. Styrene carbonate synthesis from CO<sub>2</sub> using tetrabutylammonium bromide as a non-supported heterogeneous catalyst phase. *J. Supercrit. Fluids* **2015**, *100*, 155–159. [[CrossRef](#)]
54. Montoya, C.A.; Gómez, C.F.; Paninho, A.B.; Nunes, A.V.M.; Mahmudov, K.T.; Najdanovic-Visak, V.; Martins, L.M.D.R.S.; Guedes da Silva, M.F.C.; Nunes da Ponte, M.; Pombeiro, A.J.L. Cyclic carbonate synthesis from CO<sub>2</sub> and epoxides using zinc(II) complexes of arylhydrazones of β-diketones. *J. Catal.* **2016**, *335*, 135–140. [[CrossRef](#)]
55. Novak, Z.; Knez, Ž. Diffusion of methanol–liquid CO<sub>2</sub> and methanol–supercritical CO<sub>2</sub> in silica aerogels. *J. Non Cryst. Solids* **1997**, *221*, 163–169. [[CrossRef](#)]
56. Smirnova, I.; Arlt, W. Synthesis of silica aerogels: Influence of the supercritical CO<sub>2</sub> on the Sol-Gel process. *J. Solgel Sci. Techn.* **2003**, *28*, 175–184. [[CrossRef](#)]
57. Valentin, R.; Horga, R.; Bonelli, B.; Garrone, E.; Renzo, F.D.; Quignard, F. Acidity of alginate aerogels studied by FTIR spectroscopy of probe molecules. *Macromol. Symp.* **2005**, *230*, 71–77. [[CrossRef](#)]
58. Mehling, T.; Smirnova, I.; Guenther, U.; Neubert, R.H.H. Polysaccharide-based aerogels as drug carriers. *J. Non Cryst. Solids* **2009**, *355*, 2472–2479. [[CrossRef](#)]
59. Sanz-Moral, L.M.; Rueda, M.; Nieto, A.; Novak, Z.; Knez, Ž.; Martín, Á. Gradual hydrophobic surface functionalization of dry silica aerogels by reaction with silane precursors dissolved in supercritical carbon dioxide. *J. Supercrit. Fluids* **2013**, *84*, 74–79. [[CrossRef](#)]
60. Carrodegua, L.P.; González-Fabra, J.; Castro-Gómez, F.; Bo, C.; Kleij, A.W. AlIII-catalysed formation of poly(limonene)carbonate: DFT analysis of the origin of stereoregularity. *Chem. Eur. J.* **2015**, *21*, 6115–6124.