

White dwarf-main sequence binaries from *Gaia* EDR3: the unresolved 100 pc volume-limited sample

A. Rebassa-Mansergas^{1,2*}, E. Solano^{3,4}, F. M. Jiménez-Esteban^{3,4}, S. Torres^{1,2}, C. Rodrigo^{3,4},
A. Ferrer-Burjachs¹, L. M. Calcaferro^{5,6}, L. G. Althaus^{5,6}, A. H. Córscico^{5,6}

¹ *Departament de Física, Universitat Politècnica de Catalunya, c/Esteve Terrades 5, 08860 Castelldefels, Spain*

² *Institut d'Estudis Espacials de Catalunya, Ed. Nexus-201, c/Gran Capità 2-4, 08034 Barcelona, Spain*

³ *Departamento de Astrofísica, Centro de Astrobiología (CSIC-INTA), ESAC Campus, Camino Bajo del Castillo s/n, E-28692 Villanueva de la Cañada, Madrid, Spain*

⁴ *Spanish Virtual Observatory, E-28692 Villanueva de la Cañada, Madrid, Spain*

⁵ *Grupo de Evolución Estelar y Pulsaciones, Facultad de Ciencias Astronómicas y Geofísicas, Universidad Nacional de La Plata, Paseo del Bosque s/n, 1900, La Plata, Argentina*

⁶ *Instituto de Astrofísica La Plata, CONICET-UNLP, Paseo del Bosque s/n, 1900, La Plata, Argentina*

Accepted XXX. Received YYY; in original form ZZZ

ABSTRACT

We use the data provided by the *Gaia* Early Data Release 3 to search for a highly-complete volume-limited sample of unresolved binaries consisting of a white dwarf and a main sequence companion (i.e. WDMS binaries) within 100 pc. We select 112 objects based on their location within the Hertzsprung-Russell diagram, of which 97 are new identifications. We fit their spectral energy distributions (SED) with a two-body fitting algorithm implemented in VOSA (Virtual Observatory SED Analyser) to derive the effective temperatures, luminosities and radii (hence surface gravities and masses) of both components. The stellar parameters are compared to those from the currently largest catalogue of close WDMS binaries, from the Sloan Digital Sky Survey (SDSS). We find important differences between the properties of the *Gaia* and SDSS samples. In particular, the *Gaia* sample contains WDMS binaries with considerably cooler white dwarfs and main sequence companions (some expected to be brown dwarfs). The *Gaia* sample also shows an important population of systems consisting of cool and extremely low-mass white dwarfs, not present in the SDSS sample. Finally, using a Monte Carlo population synthesis code, we find that the volume-limited sample of systems identified here seems to be highly complete ($\approx 80 \pm 9$ per cent), however it only represents ≈ 9 per cent of the total underlying population. The missing ≈ 91 per cent includes systems in which the main sequence companions entirely dominate the SEDs. We also estimate an upper limit to the total space density of close WDMS binaries of $\approx (3.7 \pm 1.9) \times 10^{-4} \text{ pc}^{-3}$.

Key words: (stars:) white dwarfs – (stars:) binaries (including multiple): close – virtual observatory tools

1 INTRODUCTION

Binary and multiple stellar systems are common. The binary fraction among early-type O and B stars is over 70 per cent (Sana et al. 2014; Moe & Di Stefano 2017); the probability of stars like our Sun for being in binaries is ≈ 50 per cent (Duquennoy & Mayor 1991; Raghavan et al. 2010) and this value decreases to ≈ 30 per cent for the lowest mass main sequence stars, the M dwarfs (Siegler et al. 2005; Winters et al. 2019). It is therefore unquestionable that binary stars are an important ingredient in the study of stellar evolution.

If the binary components are separated enough to avoid mass transfer episodes ($\gtrsim 10$ AU; Farihi et al. 2010), their evolution follows that of single stars. In this sense, the more massive main sequence star in the binary evolves through the typical nuclear burning phases at a faster pace than its lower mass companion and, if it has a mass of $\leq 8\text{--}11 M_{\odot}$ – this is true for over 95 per cent of the stars –, it ends its life as a white dwarf (García-Berro et al. 1997). These white dwarf

plus main sequence (WDMS) binaries have orbital separations that are similar to the initial ones, or wider due to mass loss of the white dwarf progenitors that results in the expansion of the orbits. Wide WDMS binaries can be used to constrain the age-metallicity relation in the solar neighbourhood (Rebassa-Mansergas et al. 2016b, 2021), the initial-to-final mass relation (Catalán et al. 2008; Zhao et al. 2012), the age-activity-rotation relation of low-mass main sequence stars (Rebassa-Mansergas et al. 2013a; Skinner et al. 2017) and the binary star separation for a planetary system origin of white dwarf pollution (Veras et al. 2018), among other examples.

Conversely, for smaller initial main sequence binary separations, mass transfer interactions ensue, which generally lead to a common envelope phase and to a dramatic shrinkage of the orbit (Willems & Kolb 2004). These close binaries are commonly referred to as post-common envelope binaries or PCEBs. Once they are formed, these objects are subject to substantial angular momentum loss due to gravitational radiation and/or magnetic braking, which make their orbital periods shorter. Hence, they are the progenitors of a wide range of important outcomes, e.g. type Ia supernovae, double degenerate

* E-mail: alberto.rebassa@upc.edu

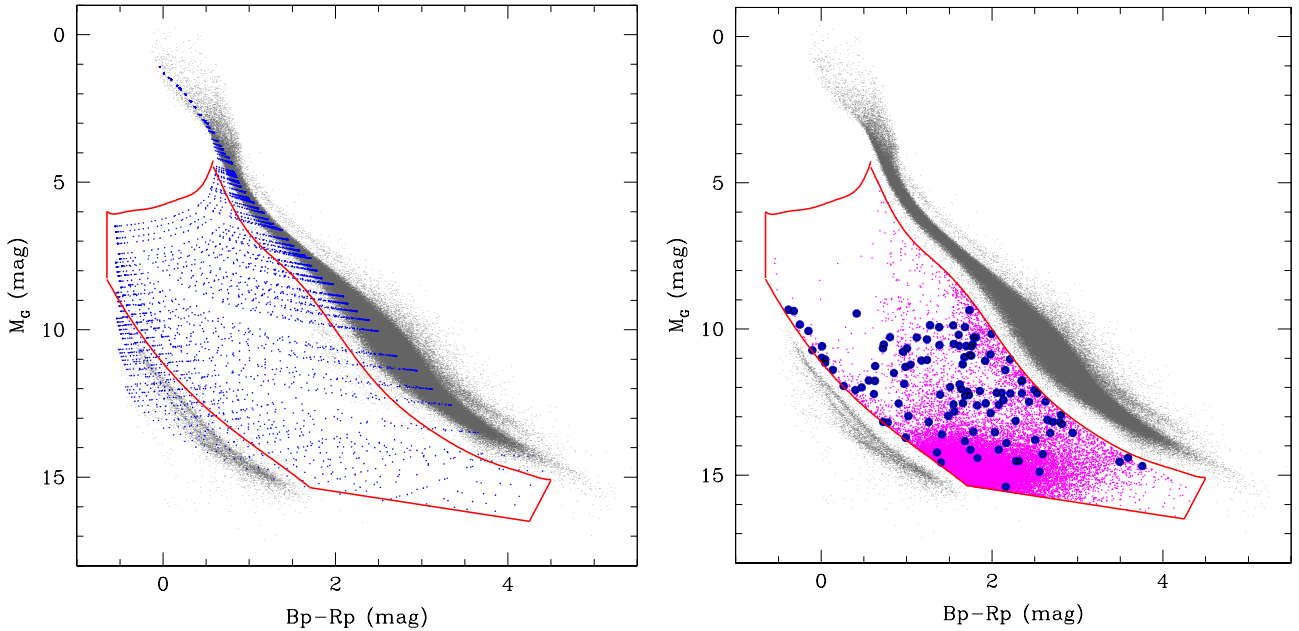


Figure 1. Left panel: *Gaia* EDR3 main sequence stars and white dwarfs within 100 pc (gray dots), the synthetic WDMS binaries (blue dots) and the colour-magnitude selection of WDMS binaries (red solid lines). The absolute magnitudes and colours of the synthetic WDMS binaries were obtained combining a grid of white dwarf (with effective temperatures and surface gravities ranging from 3 000 to 100 000 K and from 7 to 9.5 dex) and main sequence star (with effective temperatures ranging from 2 400 to 9 700 K) fluxes. See text for details. Right panel: The same as the left panel but showing the WDMS binary candidates (magenta) that result from applying the cuts to the *Gaia* EDR3 data base. The final sample after excluding contaminants is shown as blue solid dots.

binaries, white dwarf pulsars (Tolosa et al. 2019) or highly-field magnetic white dwarfs (García-Berro et al. 2012). PCEBs have played a very important role in studying a wide variety of open problems in modern astronomy. These include constraining the efficiency of common envelope evolution and its energy budget (Zorotovic et al. 2010; Rebassa-Mansergas et al. 2012b; Camacho et al. 2014; Zorotovic et al. 2014), confirming the inefficiency of magnetic braking for fully convective stars (Schreiber et al. 2010; Zorotovic et al. 2016), proving that the origin of low-mass ($\lesssim 0.45 M_{\odot}$) white dwarfs is mainly a consequence of binary evolution (Rebassa-Mansergas et al. 2011), constraining the secondary star mass function (Ferrario 2012; Cojocaru et al. 2017), as well as testing the mass-radius relation of white dwarfs (Parsons et al. 2017), main sequence stars (Parsons et al. 2018) and metal-poor sub-dwarf stars (Rebassa-Mansergas et al. 2019a) via the analysis of eclipsing binaries.

Behind all the important results derived analysing both wide WDMS binaries and PCEBs relies a tremendous observational effort dedicated to identifying large and homogeneous (i.e. selected under the same criteria) samples of such systems. So far, the largest and most homogeneous catalogues of spectroscopic WDMS binaries have been obtained from the Sloan Digital Sky Survey (SDSS; York et al. 2000; Eisenstein et al. 2011) (Rebassa-Mansergas et al. 2010, 2012a, 2013b, 2016a) and the Large Sky Area Multi-Object Fiber Spectroscopic Telescope (LAMOST; Cui et al. 2012; Chen et al. 2012) Survey (Ren et al. 2014, 2018). Counting the SDSS sample with $\approx 3\,200$ systems and the LAMOST sample with ≈ 900 objects, both catalogues have been prolific at revealing a large number of radial velocity variable, i.e. PCEBs, and non-variable systems (Rebassa-Mansergas et al. 2007, 2011; Schreiber et al. 2008, 2010) –and the corresponding orbital period distributions (Rebassa-Mansergas et al. 2008; Nebot Gómez-Morán et al. 2011) – as well as of eclipsing binaries (Parsons et al. 2012, 2013, 2015; Pyrzas et al. 2009, 2012; Rebassa-Mansergas et al. 2016a, 2019a).

However, it is important to emphasise that both the SDSS and LAMOST WDMS binary catalogues are heavily affected by selection effects (Rebassa-Mansergas et al. 2010; Ren et al. 2018). For instance, being the SDSS a dedicated survey to spectroscopically follow-up quasars and galaxies, the resulting WDMS binary catalogue is biased against the identification of cool white dwarfs (the dominant underlying population) and is dominated by systems containing hot white dwarfs ($\gtrsim 10\,000$ K), which overlap with quasars in colour space. Cooler white dwarfs are also under-represented in the LAMOST WDMS binary catalogue (Ren et al. 2018) because of their intrinsic faintness. Moreover, the identification of both components relies on the visual inspection of the spectra, which makes it virtually impossible to identify WDMS binaries when one of the stars dominates the spectral energy distribution (SED) at optical wavelengths. As a consequence, the WDMS binary sample mainly consists of secondary stars of spectral type M. Fortunately, a step forward in this line has been possible thanks to the combination of optical spectroscopy (from LAMOST or RAVE, the Radial Velocity Experiment; Kordopatis et al. 2013; Kunder et al. 2017) and/or astrometry (from TGAS, the Tycho-Gaia astrometric solution; Michalik et al. 2015 and *Gaia* DR2; Evans et al. 2018) with ultraviolet photometry (from GALEX, Galaxy Evolution Explorer; Martin et al. 2005), which has allowed identifying large samples of WDMS binary candidates containing earlier type A, F, G and K companions (Parsons et al. 2016; Rebassa-Mansergas et al. 2017; Ren et al. 2020; Anguiano et al. 2020). Finally, the SDSS and LAMOST catalogues are magnitude-limited samples and, as a consequence, it is difficult to derive space densities of both wide WDMS binaries and PCEBs.

Thanks to the parallaxes provided by the *Gaia* mission (Gaia Collaboration et al. 2016a, 2020) the prospects of obtaining statistically large and homogeneous volume-limited samples have dramatically increased. For example, the 100 pc volume-limited, nearly-complete (≈ 95 per cent) *Gaia* white dwarf sample consist of $\approx 13\,000$ ob-

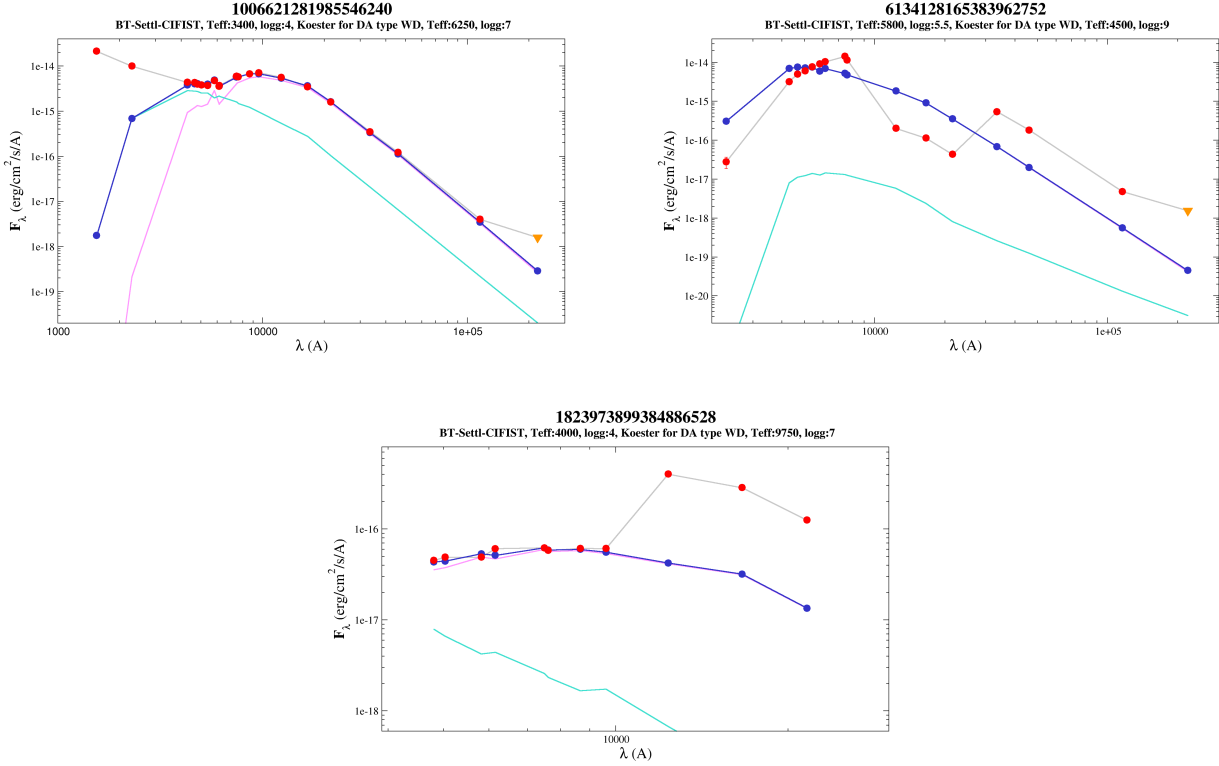


Figure 2. Different examples of bad two-body SED fittings with VOSA. From left to right and from top to bottom: Bad UV fit, bad photometry, and contamination from a nearby star at WISE wavelengths. The cyan and magenta lines represent the hydrogen-rich white dwarf (Koester 2010) and CIFIST main sequence star (Baraffe et al. 2015) models, respectively. Red dots are the observed photometric points while the blue line and dots indicate the composite model that best fits the data. The yellow inverted triangles indicate that the photometric values correspond to upper limits and, thus, are not taken into account in the fitting process.

jects (Jiménez-Esteban et al. 2018; Gentile Fusillo et al. 2019; Kilic et al. 2020), which is two orders of magnitudes larger than previous catalogues (e.g. Giammichele et al. 2012; Holberg et al. 2016). Comprehensive samples of accreting white dwarfs in cataclysmic variables (Abril et al. 2020; Pala et al. 2020; Abrahams et al. 2020), extremely low-mass white dwarfs (Pelisoli & Vos 2019), hot subdwarfs (Geier et al. 2019), white dwarfs with infrared excess typical of circumstellar debris disks (Rebassa-Mansergas et al. 2019b; Xu et al. 2020), and white dwarfs that are members of common proper motion pairs (El-Badry & Rix 2018; El-Badry et al. 2021), have also been obtained from analysing the *Gaia* data. More recently, Inight et al. (2021) have illustrated the importance of defining a volume-limited sample of close white dwarf binaries. Our motivation in this work is to identify a sample of unresolved white dwarf binaries within 100 pc, in particular those having main sequence companions, i.e. WDMS. At this maximum distance we expect the selected targets to form a nearly-complete sample (Jiménez-Esteban et al. 2018). Moreover, being these WDMS binaries unresolved in *Gaia*, it is expected that a relatively large fraction of them should have evolved through a common envelope phase. This is because the majority of wide binaries that evolved avoiding mass transfer episodes are expected to be partially or fully resolved at such short distances. Thus, by analysing this nearly-complete volume-limited sample we are able to derive an upper estimate of the space density of PCEBs. Unlike Belokurov et al. (2020), who made use of the renormalised unit weight error (RUWE) to identify unresolved binaries, we define specific colour-magnitude cuts to select unresolved WDMS binary candidates. By applying the

two-body fitting algorithm implemented in VOSA¹ (Virtual Observational SED Analyser; Bayo et al. 2008) to the selected candidates, we are able to exclude contaminants and to determine the white dwarf and main sequence star stellar parameters, which are compared to those obtained from the SDSS WDMS magnitude-limited catalogue (Rebassa-Mansergas et al. 2010, 2016a).

2 THE SELECTION OF UNRESOLVED WDMS BINARIES

In the Hertzsprung-Russell (HR) diagram, unresolved WDMS binaries are expected to form a bridge between the main sequence star and the white dwarf star loci if there is sufficient flux from both components. Otherwise, the flux of one of the stars dominates the SED and, as we have already mentioned, these binaries are extremely difficult to identify because they have similar magnitudes and colours as single stars. We searched for unresolved WDMS binary candidates in which the two components emit sufficient flux to be individually detected in the SEDs as follows.

First, we derived synthetic WDMS binary G absolute magnitudes and $G_{BP} - G_{RP}$ colours. We did this converting the *Gaia* EDR3 absolute magnitudes that we incorporated² in the hydrogen-rich white dwarf cooling sequences of La Plata group (Althaus et al. 2013;

¹ <http://svo2.cab.inta-csic.es/theory/vosa/>

² The synthetic G , G_{BP} and G_{RP} absolute magnitudes were derived integrating the flux of the associated model atmosphere spectra (Koester 2010) rescaled at a distance of 10 pc over the corresponding EDR3 pass-bands and

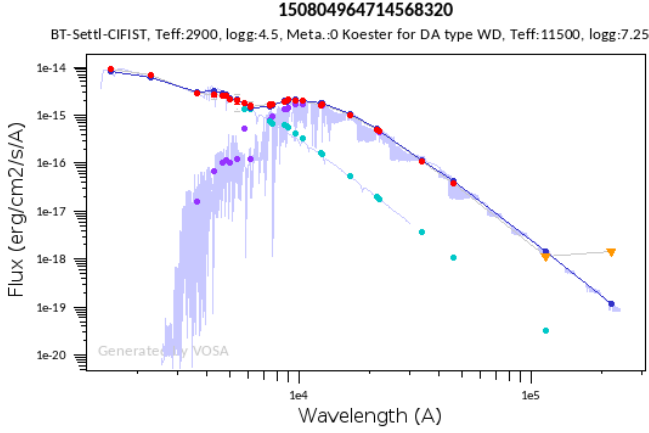


Figure 3. Composite SED of the source Gaia_EDR3_ID: 150804964714568320. The cyan dots and the corresponding purple line represent the hydrogen-rich white dwarf Koester model while the purple dots and the corresponding purple line indicate the CIFIST model. The rest of symbols and colours as in Fig. 2.

Camisassa et al. 2016, 2019) to fluxes and combining them with the main sequence star (spectral types A to M) fluxes that we obtained from transforming the absolute magnitudes provided by the updated tables of Pecaut & Mamajek (2013)³. We then converted the combined fluxes back into absolute magnitudes and thus obtained a grid of synthetic WDMS binary G absolute magnitudes and $G_{BP} - G_{RP}$ colours. The grid contained 28 944 points with white dwarf effective temperatures and surface gravities ranging from 3 000 to 100 000 K and from 7 to 9.5 dex, respectively, and main sequence star effective temperatures ranging from 2 400 to 9 700 K. As expected, those synthetic WDMS binaries with a white dwarf (main sequence star) dominant component had associated magnitudes nearly identical to those of single white dwarfs (main sequence stars).

Second, we implement a set of cuts for selecting WDMS binaries based on the position of the synthetic G absolute magnitudes and $G_{BP} - G_{RP}$ colours in the HR diagram (see Fig. 1, left panel). These cuts were developed to exclude single white dwarfs and main sequence stars (unfortunately, these also excluded WDMS binaries in which one of the stars dominates the SED), thus selecting WDMS binary candidates in which the two components are expected to contribute to the SEDs. We note that the synthetic main sequence absolute magnitudes are provided for the *Gaia* DR2 filters by Pecaut & Mamajek (2013). However, as can be seen in the left panel of Figure 1, the position of synthetic WDMS binaries with negligible white dwarf fluxes perfectly coincides with the main loci of observed EDR3 single main sequence stars. Since the main purpose here is to apply cuts for excluding single stars, we consider that using synthetic *Gaia* DR2 magnitudes for main sequence stars has no major impact in our analysis.

The cuts for selecting WDMS binary candidates are illustrated in Figure 1 as red solid lines and follow these equations:

zero-points, that we obtained from <https://www.cosmos.esa.int/web/gaia/edr3-passbands>.

³ http://www.pas.rochester.edu/~emamajek/EEM_dwarf_UBVIJHK_colors_Teff.txt

$$\begin{aligned}
 & [(M_G > 5.76332 - 1.00990(G_{BP} - G_{RP}) \\
 & - 0.78017(G_{BP} - G_{RP})^2 + 4.21489(G_{BP} - G_{RP})^3 \\
 & + 1.71673(G_{BP} - G_{RP})^4 - 25.49710(G_{BP} - G_{RP})^5 \\
 & - 13.68387(G_{BP} - G_{RP})^6 + 24.16992(G_{BP} - G_{RP})^7 \\
 & \text{AND } -0.65 < (G_{BP} - G_{RP}) < 0.58) \\
 & \text{OR} \\
 & (M_G > 21.22759 - 118.35415(G_{BP} - G_{RP}) \\
 & + 305.43033(G_{BP} - G_{RP})^2 - 393.13909(G_{BP} - G_{RP})^3 \\
 & + 294.22156(G_{BP} - G_{RP})^4 - 135.40159(G_{BP} - G_{RP})^5 \\
 & + 38.90143(G_{BP} - G_{RP})^6 - 6.80771(G_{BP} - G_{RP})^7 \\
 & + 0.66434(G_{BP} - G_{RP})^8 - 0.02773(G_{BP} - G_{RP})^9 \\
 & \text{AND } 0.58 \leq (G_{BP} - G_{RP}) < 4.5)] \quad (1)
 \end{aligned}$$

AND

$$\begin{aligned}
 & [(M_G < 11.13367 + 3.51045(G_{BP} - G_{RP}) \\
 & - 1.13132(G_{BP} - G_{RP})^2 + 0.30628(G_{BP} - G_{RP})^3 \\
 & \text{AND } -0.65 < (G_{BP} - G_{RP}) < 1.7) \\
 & \text{OR} \\
 & (M_G < 14.587 + 0.45098(G_{BP} - G_{RP}) \\
 & \text{AND } 1.7 \leq (G_{BP} - G_{RP}) < 4.25) \\
 & \text{OR} \\
 & (M_G < 40.3 - 5.6(G_{BP} - G_{RP}) \\
 & \text{AND } 4.25 \leq (G_{BP} - G_{RP}) < 4.5)] \quad (2)
 \end{aligned}$$

We used the above cuts to select WDMS binary candidates within *Gaia* EDR3, together with the following conditions that we applied in order to ensure good quality in the photometric and astrometric values:

- $1/\varpi \leq 100$
- $\varpi/\sigma_\varpi \geq 10$
- $I_{BP}/\sigma_{I_{BP}} \geq 10$
- $I_{RP}/\sigma_{I_{RP}} \geq 10$
- $I_G/\sigma_{I_G} \geq 10$

where ϖ is the parallax in arcseconds, I_G , I_{BP} and I_{RP} are the fluxes in the bandpass filters G , G_{BP} and G_{RP} respectively and the σ values are the standard errors of the corresponding parameters. This resulted in 20 719 WDMS binary candidates, which are illustrated in the right panel of Figure 1. As it can be seen from inspection of this Figure, there seems to be a large number of false positive candidates, mainly due to the fact that we did not apply any condition on the excess flux factor. While the flux in the G band is determined from a profile-fitting, the BP and RP fluxes are computed by summing the flux in a field of 3.5×2.1 arcsec² (Evans et al. 2018). Given the G_{BP} , G_{RP} and G passbands, the sum of G_{BP} and G_{RP} fluxes should exceed the G flux by only a small factor. Larger deviations should be caused by contamination from nearby sources or bright background in the G_{BP} and G_{RP} bands.

In order to quantify this effect, Evans et al. (2018) defined the excess factor as the flux ratio $C = (I_{BP} + I_{RP}) / I_G$. However, as Riello et al. (2020) pointed out, there is a clear colour dependence of the excess factor that is not taken into account in the previous expression. To overcome this situation, they introduced a corrected excess factor defined as $C^* = C - f(G_{BP}, G_{RP})$ where $f(G_{BP}, G_{RP})$ is a function providing the expected excess at a given colour. According

to this, a C^* value close to zero would indicate that the source is not affected by excess flux in the G_{BP} or G_{RP} band.

Using C^* and adequate values of σ – the scatter of C^* as a function of the G magnitude, see Eq. 18 in Riello et al. (2020) – we ended up with 2001 sources with consistent photometric values in the G_{BP} , G_{RP} and G filters. It is possible that a fraction of the objects we have excluded because of the excess factor criteria are real but partially resolved WDMS binaries. However, we emphasise that the goal of this work is to identify unresolved WDMS binaries.

3 STELLAR PARAMETERS OF THE FINAL UNRESOLVED WDMS BINARY SAMPLE

We executed VOSA to estimate the stellar parameters of the 2001 candidates selected in the previous Section. Firstly, we built the SED of the objects from the UV to the mid-IR using the public catalogues accessible within VOSA. In particular we used GALEX GR6+7 (Bianchi et al. 2017), APASS DR9 (Henden et al. 2015), SDSS DR12 (Alam et al. 2015), Pan-Starrs PS1 DR2 (Magnier et al. 2020), Gaia EDR3 (Gaia Collaboration et al. 2021, 2016b), 2MASS PSC (Skrutskie et al. 2006), and AllWISE (Wright et al. 2010). VOSA gathers not only the photometric information (magnitudes and errors) but also the associated quality flags. This way, photometric points with poor quality were removed before the SED fitting. Also, upper limits were not considered either.

Given that our targets are close objects (≤ 100 pc), proper motions are expected to be high. We took them into account by computing the coordinates of the targets in the epoch 2000 using the astrometric information provided by *Gaia*, and then applied a 5 arcsec search radius around the epoch 2000 coordinates.

For 70 sources, the number of collected photometric measurements was too small to carry out the SED fitting. After visual inspection we discarded another 302 sources having wrong photometric values. The rest (1629) were fitted using either the main sequence star BT-Settl CIFIST (Baraffe et al. 2015) or the hydrogen-rich white dwarf (Koester 2010) collections of theoretical models. In total, 1349 objects had a good SED fitting ($vgfb < 15$), indicating that their SEDs resemble those of single stars⁴. $vgfb$ is a modified χ^2 , internally used by VOSA, that is calculated by forcing ΔF_i to be larger than $0.1 \times F_i$, where ΔF_i is the error in the observed F_i for the i -th flux in the SED. This parameter is particularly useful when the photometric errors of any of the catalogues used to build the SED are underestimated. $vgfb < 15$ is a reliable indicator of good fit. The remaining 280 (1629-1349) are candidates to WDMS binary systems. For these objects we took advantage of the two-body fitting capabilities implemented in VOSA. 129 objects could not be fitted due to, at least, one of the following three reasons: UV excess likely due to stellar activity of the main sequence companion, bad SED fitting or contamination from a nearby star, in particular at WISE wavelengths. In Figure 2 we show an example for each of the previous cases. In order to ensure that our sample is actually within 100 pc from the Sun, we removed from the remaining 151 (280-129) objects those having bad astrometry ($RUWE > 2$ or $astrometric_excess_noise > 2$ and $astrometric_excess_noise_sig > 2$). After this, we ended up with a final list of 117 good candidates to WDMS binaries within 100 pc. An example of the SED fitting of one of these sources is shown in Figure 3.

⁴ This list of excluded objects presumably includes also unresolved double degenerates that passed our selection cut and which had SEDs virtually identical to those of single white dwarfs.

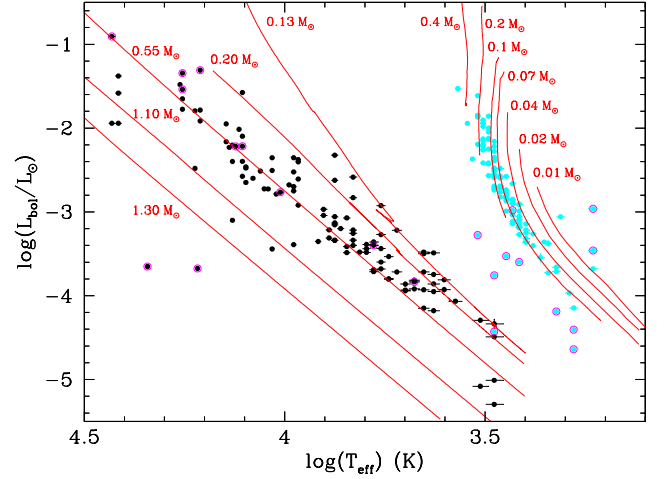


Figure 4. Luminosities as a function of effective temperatures for the 117 white dwarfs (black solid dots) and their companions (cyan solid dots) that are part of unresolved WDMS binary candidates and with good two-body VOSA fits. The solid red lines show the hydrogen-rich white dwarf theoretical relations for fixed masses of $0.13 M_{\odot}$ and $0.20 M_{\odot}$ (Calcaferro et al. 2018), $0.55 M_{\odot}$ (Camisassa et al. 2016) and $1.1 M_{\odot}$ and $1.3 M_{\odot}$ (Camisassa et al. 2019), the main sequence theoretical relations for a fixed mass of $0.40 M_{\odot}$, $0.20 M_{\odot}$, $0.10 M_{\odot}$ and $0.07 M_{\odot}$ (Baraffe et al. 2015) and the brown dwarf theoretical relations for $0.04 M_{\odot}$, $0.02 M_{\odot}$ and $0.01 M_{\odot}$ (CIFIST models). The pairs for which at least one of the components has a temperature-luminosity observed relation which is far away from the theoretical expected values are surrounded by magenta open circles.

For the 117 unresolved WDMS binary candidates with good two-body fits VOSA provides information, for each component, on effective temperatures (T_{eff}) and total bolometric fluxes (F_{bol}). The temperatures are estimated from the model that best fits the data after the appropriate re-scaling in flux. For a detailed description on how the total bolometric flux is computed see the VOSA documentation⁵. Luminosities are then obtained from the equation

$$L_{\text{bol}} (L_{\odot}) = 4\pi D^2 F_{\text{bol}} \quad (3)$$

where L_{bol} is the bolometric luminosity (luminosity, hereafter), that is, the total amount of electromagnetic energy emitted per unit of time and D represents the distance in parsecs obtained from the inverse of the *Gaia* parallax⁶. In Figure 4 we show these luminosities as a function of the effective temperatures derived from the best-model fits for both the white dwarfs and their companions. For comparison, we also represent the theoretical L_{bol} versus T_{eff} relations for different white dwarf and main sequence star and brown dwarf masses. As it can be seen from the figure, the L_{bol} and T_{eff} values measured by VOSA fall in the expected region for the white dwarfs, except in two cases in which the luminosities are too low for the expected effective temperatures. For a companion to one of these two white dwarfs, as well as in 9 more cases, the observed parameters of the main sequence stars are also clearly away from the expected theoretical values (See Figure 4). One possible explanation for this discrepancy is the existence of another component, for instance an accretion disk as in cataclysmic variables, which has not been taking into account

⁵ <http://svo2.cab.inta-csic.es/theory/vosa/helpw4.php?otype=star&what=intro>

⁶ Given that our sources are not farther than 100 pc and $\varpi/\sigma_{\varpi} \geq 10$, no further corrections are needed.

in our analysis. Consequently, given the lack of spectroscopy we cannot confirm or disprove the nature of these 11 objects to be real WDMS binaries and therefore we decided to consider them as candidates with unreliably determined stellar parameters. These objects are represented by open magenta circles in Figure 4.

Radii are estimated by VOSA using the following two independent equations for each component:

$$R_1 = \sqrt{D^2 M_D} \quad (4)$$

where M_D is the scaling factor of the model fluxes to fit the observed ones, and

$$R_2 = \sqrt{L_{\text{bol}} / (4\pi\sigma_{SB}T_{\text{eff}}^4)} \quad (5)$$

where σ_{SB} is the Stefan-Boltzmann constant, with a value of $5.67 \times 10^{-8} \text{ W m}^{-2} \text{ K}^{-4}$. Both expressions return almost identical values for the radii and we adopt those resulting from Eq. (5).

Once the effective temperatures and radii of both stellar components are determined from the VOSA two-body SED fitting, we obtain the surface gravities of the white dwarfs by interpolating the corresponding T_{eff} and R values in the (hydrogen-rich) cooling sequences of the La Plata group: Althaus et al. (2013) and Calcaferro et al. (2018, we adopted the tracks with a thin hydrogen envelope) for low-mass and extremely low-mass He-core white dwarfs, respectively, Camisassa et al. (2016) for CO-core white dwarfs and Camisassa et al. (2019) for ONe-core white dwarfs. It is worth mentioning that the evolutionary sequences of extremely low-mass white dwarfs are rather complicated, as these objects undergo hydrogen flash phases that move them back and forth and up and down in the $\log(L_{\text{bol}})$ - $\log(T_{\text{eff}})$ diagram (see e.g. Figure 1 of Istrate et al. 2016). We assume our extremely low-mass white dwarfs to have already passed these flashes and to be in the final stage of their cooling, which is a good assumption given the low effective temperatures and luminosities measured by the VOSA fitting. The white dwarf masses are then easily derived from the surface gravity and radius determinations. For three WDMS binary candidates (IDs 2630815357409558400, 4550719958390541824 and 2027615341341444608) the white dwarf masses were estimated to be lower than the $0.13 M_{\odot}$ lowest limit from our theoretical models.

We cross-matched our 117 *Gaia* WDMS binary candidates with the SIMBAD database (Wenger et al. 2000) in order to identify the already known sources and collect information about their nature. For this we computed the coordinates of the targets in the epoch J2000 using the astrometric information provided by *Gaia*, and then applied a 3 arcsec search radius around the epoch J2000 coordinates. Of the 117 WDMS candidates, 20 were already identified as binary systems, five of them as cataclysmic variables (Table 1; note that for these targets the luminosities and effective temperatures derived by VOSA, also included in the table, were in agreement with the expected theoretical values in Figure 4). Two of these cataclysmic variables (Gaia EDR3 6185040879503491584 and 783921244796958208) were also included in Pala et al. (2020). The remaining 97 objects are hence new identifications as WDMS binary candidates.

For the 15 (20-5) objects reported in SIMBAD as WDMS, the spectral types of the M dwarf companions are provided for three of them. The temperatures obtained by VOSA for these sources were in agreement with the tabulated spectral types by SIMBAD, using the correspondence between spectral type and effective temperature for dwarf stars in Pecaut & Mamajek (2013).

We also cross-matched our *Gaia* sample of WDMS candidates

with the SDSS WDMS binary catalogue within 100 pc. Seven SDSS WDMS binaries fulfilled all the criteria used to select our *Gaia* sample. All of them were identified by our methodology. In the same way, we checked if the 13 PCEBs from Schreiber & Gänsicke (2003) that are presumably located below 100 pc were in our list. Of these, 6 were not included in our original selection of 20 179 objects (Section 2); 4 because the *Gaia* EDR3 distances are actually larger than 100 pc and the other 2 because they are not within our WDMS region in the HR diagram (they are located on the main sequence). The remaining 7 objects were picked up by our selection, however one of them had bad photometry and three more had bad 2-body VOSA fits and were therefore excluded (see Figure 2).

Finally, we searched for available public spectra of our 117 sources and found 28 matches. The spectra were obtained from the SDSS⁷ archive and from the LAMOST⁸ and ESO⁹ VO services using the SVO Discovery Tool¹⁰. Inspection of the spectra and their SEDs revealed all our targets to be genuine WDMS binaries except one system which turned out to be one of the known cataclysmic variables included in Table 1 (Gaia EDR3 783921244796958208).

After excluding the identified cataclysmic variables, our final sample of unresolved *Gaia* WDMS binary candidates is reduced to 112 (117-5) sources and for 98 of them (excluding the 11 magenta open circle pairs in Fig. 4 and the 3 systems with estimated white dwarf masses lower than $0.13 M_{\odot}$) the stellar parameters are considered to be reliable. The stellar parameters, the SED two-body fits and the information for each of these 112 WDMS binary candidates can be found at the SVO archive of WDs (see Appendix A).

4 COMPARISON BETWEEN THE SDSS AND THE GAIA WDMS BINARY SAMPLES

In the previous section we have identified 112 unresolved *Gaia* WDMS binary candidates within 100 pc and measured their stellar parameters. For 98 of them we found the derived parameters to be consistent with the theoretical expectations. Here we compare the resulting stellar parameter distributions of these 98 objects (namely the white dwarf effective temperatures, surface gravities and masses, and secondary star effective temperatures) to those from the magnitude-limited SDSS sample. We note that in this exercise we considered SDSS WDMS binaries consisting of a hydrogen-rich white dwarf and a M dwarf companion, since these are the only systems for which the full set of stellar parameters is available (Rebassa-Mansergas et al. 2010). Moreover, we excluded SDSS WDMS binaries displaying no significant radial velocity variations, i.e. non-PCEBs. This was required since the majority of unresolved *Gaia* WDMS binaries have evolved through a common envelope phase and are now close compact binaries (see further details in Section 5.1), and the properties of close PCEBs and wide WDMS are statistically different (Rebassa-Mansergas et al. 2011).

The right panels of Figure 5 show the stellar parameter distributions arising from the two samples. It has to be noted that spectral types, and not effective temperatures, are provided for the M dwarf companions of the SDSS sample. For a proper comparison, we converted these into effective temperatures using the updated tables of Pecaut & Mamajek (2013). Inspection of the figure reveals that the properties of *Gaia* WDMS binaries seem to be rather different than

⁷ <http://skyserver.sdss.org/dr16/en/tools/search/SQS.aspx>

⁸ [ivo://org.gavo.dc/lamost6/q/svc_{-}\\$_-}\\$1rs](http://ivo://org.gavo.dc/lamost6/q/svc_{-}$_-}$1rs)

⁹ ivo://eso.org/ssap

¹⁰ sdc.cab.inta-csic.es/SVODiscoveryTool

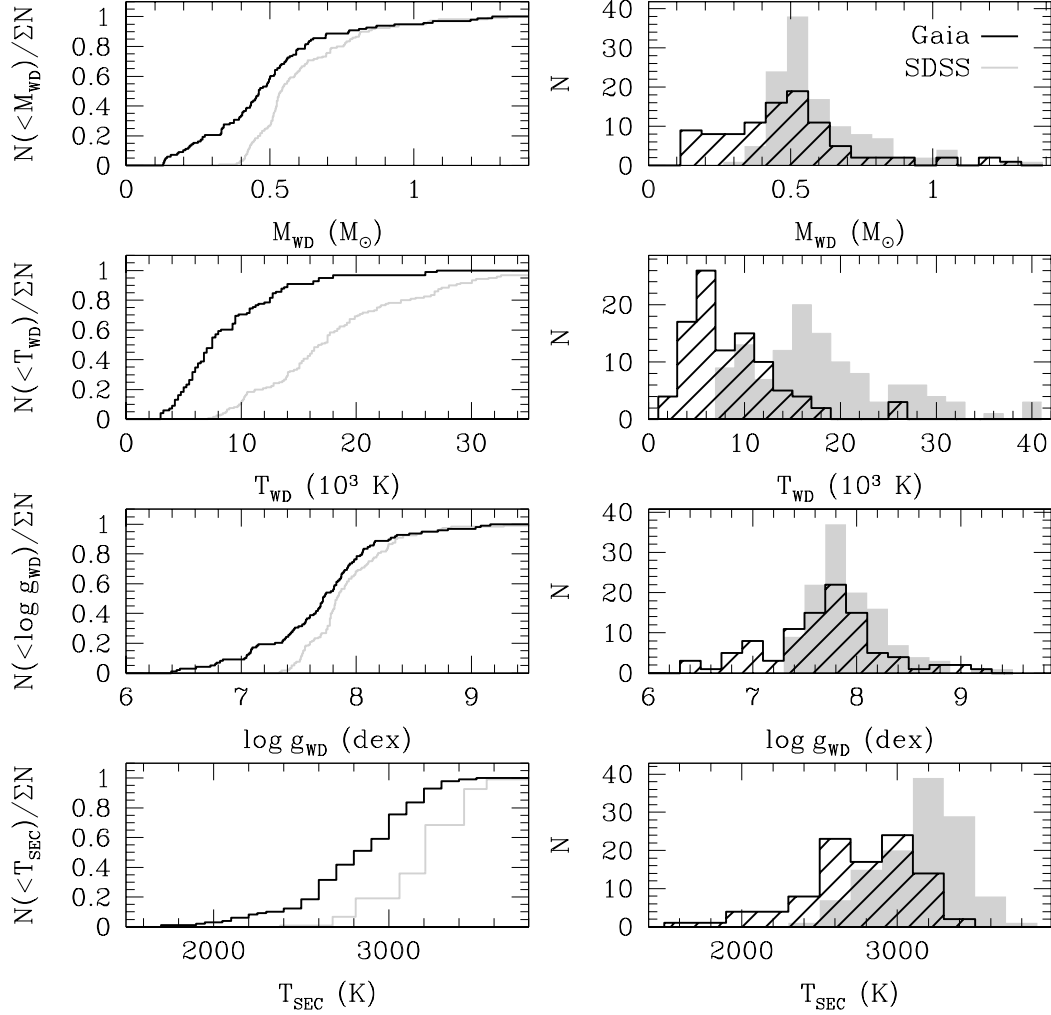


Figure 5. Comparison between the white dwarf stellar parameters (mass, effective temperature and surface gravity) and secondary star effective temperatures derived for the WDMS components in the *Gaia* (black) and SDSS (gray) samples. The left panels show the cumulative distributions; the right panels the normal distributions.

Table 1. List of cataclysmic variables reported in SIMBAD and included in our list of 117 WDMS binary candidates. The last two columns indicate the luminosities and effective temperatures derived by VOSA for the white dwarf and main sequence star components.

<i>Gaia</i> ID EDR3	RA (J2016)	DEC (J2016)	$\log(L_{\text{bol}})_{\text{WD}}$ (L_{\odot})	$\log(T_{\text{eff}})_{\text{WD}}$ (K)	$\log(L_{\text{bol}})_{\text{MS}}$ (L_{\odot})	$\log(T_{\text{eff}})_{\text{MS}}$ (K)
5034416735723964800	14.87104	-26.51935	3.86	-3.20	3.48	-2.693
6185040879503491584	193.10032	-29.24875	4.11	-1.57	3.50	-2.416
674214551557961984	118.77167	22.00122	4.26	-1.48	3.57	-1.527
755705822218381184	156.61466	38.75055	4.13	-3.10	3.50	-2.259
783921244796958208	168.93529	42.97289	4.41	-1.58	3.48	-2.547

those of the SDSS ones, as expected from a comparison between a volume-limited and a magnitude-limited sample. The cumulative stellar parameter distributions for both samples are illustrated in the left panels of Figure 5. We run Kolmogorov-Smirnov (KS) tests to the white dwarf cumulative parameter distributions to evaluate the probability that the two samples are drawn from the same parent population. Since the secondary star effective temperature values are discrete for both samples, we run a χ^2 -test in this case. Not surpris-

ingly, the probabilities we obtained were of the order of less than 10^{-4} ($> 3.5\sigma$ significance) in all cases.

To begin with, the *Gaia* sample contains a considerably larger fraction of cool ($< 10\,000$ K) white dwarfs. Such white dwarfs, being fainter, are intrinsically less numerous in a magnitude-limited sample. Moreover, as we have already mentioned, most of the SDSS WDMS binaries were observed because of their similar colours to quasars, which overlap in colour space especially when the white

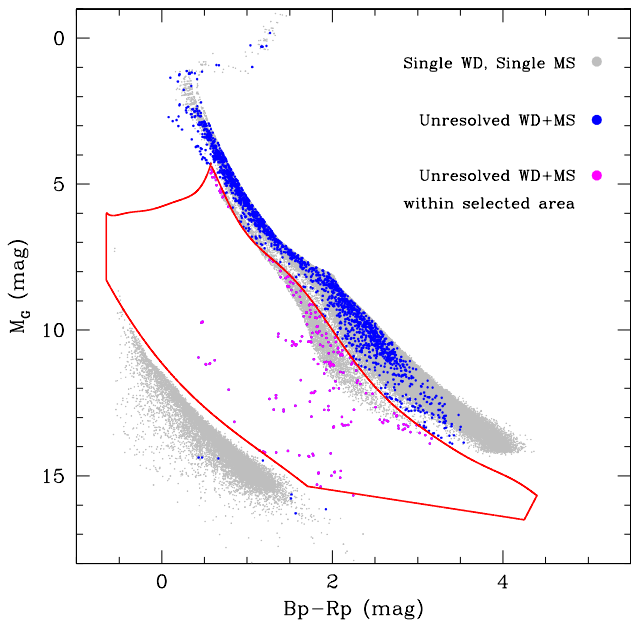


Figure 6. Simulated HR diagram displaying single white dwarfs and single main sequence stars (grey solid dots), unresolved WDMS binaries (blue solid dots) and unresolved WDMS binaries passing our selection cuts (solid magenta dots). The selection cuts are illustrated as red solid lines.

dwarfs are hotter than 10 000 K. The fact that *Gaia* WDMS binaries contain systematically cooler white dwarfs was already pointed out by [Inight et al. \(2021\)](#).

The white dwarfs in both samples (volume- and magnitude-limited) are systematically less massive than canonical ($0.6 M_{\odot} - \log g = 8$ dex) single white dwarfs ([Hollands et al. 2018](#); [McCleery et al. 2020](#)). This is not surprising since the evolution of a large fraction of these white dwarfs was likely truncated when their progenitors were ascending the giant branch and the systems entered the CE phase. In particular, we can observe a considerably larger number of extremely low-mass (ELM) white dwarfs ($M < 0.3 M_{\odot}$) in the *Gaia* sample. It is not clear how ELMs with low-mass main-sequence star companions would form. Current evolutionary models of ELMs in double-degenerate systems predict that the formation of ELMs with masses lower than $\approx 0.20 M_{\odot}$ is likely due to non-conservative stable mass transfer via Roche-lobe overflow ([Sun & Arras 2018](#); [Li et al. 2019](#)). This is based on the estimated energy that would be required to expel the envelope in a common-envelope scenario, which would be too large and cause the system to eventually merge. However, in our case, the low mass of the main sequence companion would lead to an unstable mass transfer. In this way, if these systems were formed by common-envelope evolution, somehow the energetics should be able to eject the envelope. Up to our knowledge, this scenario has not been explored so far. ELM objects have been efficiently identified in the SDSS as apparently single white dwarfs ([Brown et al. 2010, 2012, 2020](#)). This is because ELM white dwarfs have considerably larger radii which, together with the fact that the SDSS seldom targets cool white dwarfs for spectroscopic follow-up, implies that their companions (being these main sequence stars or other white dwarfs) are generally completely out-shined. In the volume-limited *Gaia* sample, ELM white dwarfs are detected with main sequence companions only if these white dwarfs are sufficiently cool for not to out-shine them. Indeed, ELM white dwarfs in the *Gaia* sample have

effective temperatures in the range 3 000–9 500 K, with an average of $5\,600 \pm 2\,100$ K.

Finally, the comparison between the secondary star effective temperatures reveals that the *Gaia* sample contains a considerably larger fraction of cool companions ($\lesssim 2800$ K). This is a simple consequence of the fact that *Gaia* allows detecting a larger number of cool white dwarfs in WDMS systems. These cool white dwarfs can only be observed together with cool M stars if both components contribute similarly to the SEDs, otherwise the M dwarfs would overwhelm the fluxes of the white dwarfs. It is important to also note that 8 of these companions have effective temperatures below 2250 K, the commonly accepted limit which separates main sequence stars from brown dwarfs ([Pecaut & Mamajek 2013](#); [Kirkpatrick et al. 2021](#)). Further spectroscopic observations are required to confirm the brown dwarf nature of these objects.

It has to be emphasized that the stellar parameters of the white dwarfs in *Gaia* WDMS binaries have been obtained using hydrogen-rich (DA) cooling sequences, an assumption that has not been tested due to the lack of spectroscopy. Then, one may expect a fraction of non-DA white dwarfs in the sample (mainly DBs with helium-rich atmospheres, which are the second most common type of white dwarfs after the DAs, see e.g. [Koester & Kepler 2015](#)). However, no single PCEB with a DB white dwarf has been found yet, most likely because the white dwarfs in these systems accrete material from the wind arising from their main-sequence companions ([Parsons et al. 2013](#)). This material is expected to form a hydrogen layer on the white dwarf’s atmosphere, thus converting a DB into a DA white dwarf.

5 THE COMPLETENESS AND THE SPACE DENSITY OF THE *GAIA* UNRESOLVED WDMS BINARY SAMPLE

Despite the fact that our *Gaia* WDMS binary sample is volume-limited, it is not guaranteed to be complete. First of all, this is because we have focused on identifying systems in which the two stellar components contribute in relatively similar amounts of flux to the SEDs. In second place, as in any other observed sample, selection effects may induce some biases in the final sample.

In order to estimate the completeness of the sample as well as to derive a space density of close WDMS binaries, we use a Monte Carlo population synthesis code specifically designed to simulate the single ([García-Berro et al. 1999, 2004](#); [Torres et al. 2005](#); [Jiménez-Esteban et al. 2018](#); [Torres et al. 2021](#)) and binary ([Camacho et al. 2014](#); [Cojocaru et al. 2017](#)) white dwarf populations in the Galaxy. It is important to point out here that this analysis shall be understood as a first approximation to the estimation of the completeness of the sample. That is because the space parameter of the white dwarf binary population is not fully determined and several discrepancies arise between the observations and the theoretical models (e.g. [Toonen et al. 2017](#)). Consequently, it is beyond the scope of the present work to comprehensively analyze the full set of theoretical models. Instead, we will focus on a reference model that will provide us with a first estimate.

Here we present the main ingredients of our population synthesis model and leave the details and the analysis of other models for a forthcoming paper. The single white dwarf population consist in a three-component Galactic model, i.e., thin and thick disk and halo, as described in [Torres et al. \(2019\)](#). To this population we add a binary population implemented through the BSE (Binary Stellar Evolution) code of [Hurley et al. \(2002\)](#) with some updates introduced in [Camacho et al. \(2014\)](#), [Cojocaru et al. \(2017\)](#) and [Canals et al. \(2018\)](#). The

code incorporates an exhaustive list of fundamental binary evolution ingredients, such as mass transfer, wind loss, common-envelope evolution, angular-momentum loss, magnetic braking and gravitational wave radiation emission, among other effects. A binary fraction of 50 per cent is adopted. The primary masses of the binary systems are randomly chosen following the initial mass function of Kroupa (2001) (also adopted for the single star population), while secondary masses follow a flat distribution as in Cojocaru et al. (2017). The orbital separations and the eccentricities follow a logarithmically flat distribution (Davis et al. 2010) and a linear thermal distribution (Heggie 1975), respectively. For those systems that evolve into a common envelope we use the standard α_{CE} -formalism (Iben & Livio 1993) following the assumptions detailed in Camacho et al. (2014), where α_{CE} is the efficiency of the orbital energy in ejecting the envelope (assumed to be 0.3; Zorotovic et al. 2010). Systems are then evolved into present time and their *Gaia* EDR3 magnitudes are computed according to the La Plata tracks for white dwarfs (Section 3) and the PARSEC tracks for main sequence stars (Bressan et al. 2012; Chen et al. 2014). Photometric and astrometric errors are added to the simulated objects following the *Gaia*'s performance. The synthetic sample is then normalized to 15753, which is the total number of *Gaia* EDR3 sources found in the white dwarf loci of the *Gaia* EDR3 HR diagram (i.e. the area defined by the first condition of Equation 2 but extended up to $G_{\text{BP}} - G_{\text{RP}} \leq 2.0$) after applying the same astrometric and photometric selection criteria as that for the WDMS binary population. Finally, we assume as unresolved systems those for which the angular sky separation is smaller than 2 arcsec. In these cases the final magnitudes are obtained from combining the individual fluxes of the two components.

It is worth mentioning that the claimed angular separation to separate pairs of stars by *Gaia* EDR3 is ≈ 1.5 arcsec (Gaia Collaboration et al. 2020). This limit can increase to 2 arcsec for samples selected with good astrometric and photometric parameters, as it is our case (Torres et al., in preparation). Hence the adopted value of 2 arcsec in this work.

Once the simulation is carried out, we have a full modeling of the different sub-populations: resolved and unresolved WDMS binaries, as well as resolved and unresolved double degenerate systems. In Figure 6 we show the HR diagram that results from our simulations within 100 pc for the sub-population of interest in this work, i.e. unresolved WDMS binaries.

5.1 The completeness of the *Gaia* WDMS binary sample

The simulations presented in the previous section allow us to estimate the completeness of the unresolved *Gaia* WDMS binary sample studied in this work. Inspection of Figure 6 clearly reveals that the vast majority of WDMS binaries are entirely dominated by the flux of the main sequence companion, since their positions in the HR diagram are very similar to those of single main sequence stars. As a consequence, only $\approx 140 \pm 12$ (the error arises after the normalization) of all the synthetic unresolved WDMS binaries fall within our cuts, that is ≈ 9 per cent of the total sample. These 140 objects represent the WDMS binary population that we should have identified in this work using the methods outlined in Sections 2 and 3. Since our sample consists of 112 WDMS binary good candidates, then the completeness can be initially estimated as $\approx 80 \pm 9$ per cent.

Based on our simulations we conclude that only ≈ 9 per cent of the total unresolved WDMS binary population in the Galaxy can be efficiently identified by our method and that our catalogue (which represents the tip of the iceberg) seems to be highly complete. The remaining ≈ 91 per cent represent the underlying population of WDMS

binaries that are heavily dominated by the flux of the main sequence companion. Detecting such WDMS binaries is a challenging task that requires UV photometry (Maxted et al. 2009; Parsons et al. 2016; Rebassa-Mansergas et al. 2017; Ren et al. 2020; Hernandez et al. 2021) and/or spectroscopy (Parsons et al. 2016).

We also made use of the population synthesis simulation presented here to estimate the expected fraction of wide WDMS binaries that evolved avoiding mass transfer episodes but have angular separations of 2 arcsec or less, i.e. the limit at which we consider the systems to be spatially unresolved. We found that these systems form ≈ 28 per cent of the total synthetic WDMS binary population within our WDMS selected region in the HR diagram and with distances up to 100 pc.

5.2 The space density of close WDMS binaries

We have identified 112 unresolved WDMS binary candidates within a volume of 100 pc, which translates into a space density of unresolved (likely PCEBs) binaries consisting of a white dwarf plus a main sequence companion of $\approx (2.7 \pm 1.6) \times 10^{-5} \text{ pc}^{-3}$. Given that we can clearly not rule out the possibility that some of our systems are actually wide but unresolved binaries that did not evolve through CE evolution (see previous Section), this value should be considered as an upper limit. Inight et al. (2021), who analysed the SDSS WDMS binary sample observed by *Gaia* within 300 pc, derived a space density of $1.2\text{--}2.5 \times 10^{-6} \text{ pc}^{-3}$, although they claim this result should be multiplied by 3–4 in order to account for the SDSS selection effects. By doing this, one obtains a value of $0.5\text{--}1 \times 10^{-5} \text{ pc}^{-3}$, which is lower but of the same order to our estimated value. Schreiber & Gänsicke (2003) analysed a considerably smaller sample of close WDMS binaries and derived a space density of $0.6\text{--}3 \times 10^{-5} \text{ pc}^{-3}$, in agreement with our result. If we correct our space density estimate by the completeness of our sample (≈ 80), then this value increases to $\approx (3.3 \pm 1.8) \times 10^{-5} \text{ pc}^{-3}$. If we further consider that, based on our simulations, the sample of WDMS binaries analysed in this work represents only ≈ 9 per cent of the underlying population, then we estimate an upper limit to the total space density of close WDMS binaries of $\approx (3.7 \pm 1.9) \times 10^{-4} \text{ pc}^{-3}$. This represents ≈ 7 per cent of the white dwarf space density calculated by Jiménez-Esteban et al. (2018).

6 CONCLUSIONS

Close binaries consisting of a white dwarf and a main sequence companion, i.e. WDMS binaries, are important objects to constrain a wide variety of open problems in modern astronomy. However, despite the fact that the SDSS has been very prolific at identifying such systems for follow-up studies in the last years, this sample is heavily affected by selection effects. To overcome this issue, in this work we have used the high astrometric and photometric quality of the recent *Gaia* Early Data Release 3 to identify a volume-limited sample of 112 unresolved (≈ 72 per cent of them expected to be close) WDMS binaries within 100 pc. We have measured their stellar parameters (effective temperatures, luminosities, radii, surface gravities and masses) via fitting their SEDs with a two-body fitting algorithm implemented in VOSA. We find that the *Gaia* volume-limited sample consists of intrinsically cooler white dwarfs and main sequence companions, some of which are in fact expected to be brown dwarfs. Moreover, the *Gaia* sample reveals a population of extremely low-mass white dwarfs which is absent in the SDSS magnitude-limited sample. Thus, the sample identified here clearly helps in overcoming the selection

effects affecting the SDSS population. It has to be emphasised however that follow-up optical spectroscopy is recommended to confirm the hypothesis stated in this work. Using a Monte Carlo population synthesis code we find that ≈ 91 per cent of the total unresolved WDMS binary population is expected to be fully dominated by the emission of the main sequence companions. Efficiently identifying these systems requires ultraviolet photometry and/or spectroscopy. We also find strong indications that our catalogue, even though it represents a small fraction of the underlying population, is highly complete ($\approx 80 \pm 9$ per cent) and is not affected by important selection effects. Finally, our population synthesis study allows us to estimate an upper limit to the total space density of close WDMS binaries of $\approx (3.7 \pm 1.9) \times 10^{-4} \text{ pc}^{-3}$.

ACKNOWLEDGEMENTS

ARM acknowledges financial support from the MINECO under the Ramón y Cajal program (RYC-2016-20254). ST and ARM acknowledge support from the MINECO under the AYA2017-86274-P grant, and the AGAUR grant SGR-661/2017. ESM and FJE acknowledge financial support from the MINECO under the AYA2017-86274-P grant. FJE acknowledges support from the H2020 ESCAPE project (Grant Agreement no. 824064). LMC, LGA and AHC acknowledge support from AGENCIA through the Programa de Modernización Tecnológica BID 1728/OC-AR, and from CONICET through the PIP 2017-2019 GI grant. This publication makes use of VOSA and SVO DiscTool, developed under the Spanish Virtual Observatory project supported from the Spanish MINECO through grant AyA2017-84089. This research has made use of Aladin sky atlas developed at CDS, Strasbourg Observatory, France (Bonnarel et al. 2000; Boch & Fernique 2014). TOPCAT (Taylor 2005) and STILTS (Taylor 2006) have also been widely used in this paper.

We thank the anonymous referee for the helpful suggestions. The authors are greatly indebted to Detlev Koester for sharing his grid of model atmosphere white dwarf spectra. The authors also thank Roberto Raddi for sharing the grid of white dwarf absolute magnitudes calculated for the *Gaia* EDR3 bandpasses.

This work has made use of data from the European Space Agency (ESA) mission *Gaia* (<https://www.cosmos.esa.int/gaia>), processed by the *Gaia* Data Processing and Analysis Consortium (DPAC, <https://www.cosmos.esa.int/web/gaia/dpac/consortium>). Funding for the DPAC has been provided by national institutions, in particular the institutions participating in the *Gaia* Multilateral Agreement.

APPENDIX A: DATA AVAILABILITY

In order to facilitate the usage of the information included in this paper, an archive system that can be accessed from a webpage¹¹ or through a Virtual Observatory ConeSearch¹² has been built.

The archive system implements a very simple search interface that permits queries by coordinates and range of effective temperatures, surface gravities, luminosities, radii and masses. The user can also select the maximum number of sources to return (with values from 10 to unlimited). The result of the query is a HTML table with all the

sources found in the archive fulfilling the search criteria. The result can also be downloaded as a VOTable or a CSV file.

Detailed information on the output fields can be obtained placing the mouse over the question mark (“?”) located close to the name of the column. The archive also implements the SAMP¹³ (Simple Application Messaging) Virtual Observatory protocol. SAMP allows Virtual Observatory applications to communicate with each other in a seamless and transparent manner for the user. This way, the results of a query can be easily transferred to other VO applications, such as, for instance, Topcat.

REFERENCES

- Abrahams E. S., Bloom J. S., Mowlavi N., Szkody P., Rix H.-W., Ventura J.-P., Brink T. G., Filippenko A. V., 2020, arXiv e-prints, p. [arXiv:2011.12253](https://arxiv.org/abs/2011.12253)
- Abril J., Schmidtobreick L., Ederoclite A., López-Sanjuan C., 2020, *MNRAS*, **492**, L40
- Alam S., et al., 2015, *ApJS*, **219**, 12
- Althaus L. G., Miller Bertolami M. M., Córscico A. H., 2013, *A&A*, **557**, A19
- Anguiano B., et al., 2020, *Research Notes of the American Astronomical Society*, **4**, 127
- Baraffe I., Homeier D., Allard F., Chabrier G., 2015, *A&A*, **577**, A42
- Bayo A., Rodrigo C., Barrado y Navascués D., Solano E., Gutiérrez R., Morales-Calderón M., Allard F., 2008, *A&A*, **492**, 277
- Belokurov V., et al., 2020, *MNRAS*, **496**, 1922
- Bianchi L., Shiao B., Thilker D., 2017, *ApJS*, **230**, 24
- Boch T., Fernique P., 2014, in Manset N., Forshay P., eds, *Astronomical Society of the Pacific Conference Series Vol. 485, Astronomical Data Analysis Software and Systems XXIII*. p. 277
- Bonnarel F., et al., 2000, *A&AS*, **143**, 33
- Bressan A., Marigo P., Girardi L., Salasnich B., Dal Cero C., Rubele S., Nanni A., 2012, *MNRAS*, **427**, 127
- Brown W. R., Kilic M., Allende Prieto C., Kenyon S. J., 2010, *ApJ*, **723**, 1072
- Brown W. R., Kilic M., Allende Prieto C., Kenyon S. J., 2012, *ApJ*, **744**, 142
- Brown W. R., et al., 2020, *ApJ*, **889**, 49
- Calcaferro L. M., Althaus L. G., Córscico A. H., 2018, *A&A*, **614**, A49
- Camacho J., Torres S., García-Berro E., Zorotovic M., Schreiber M. R., Rebassa-Mansergas A., Nebot Gómez-Morán A., Gänsicke B. T., 2014, *A&A*, **566**, A86
- Camisassa M. E., Althaus L. G., Córscico A. H., Vinyoles N., Serenelli A. M., Isern J., Miller Bertolami M. M., García-Berro E., 2016, *ApJ*, **823**, 158
- Camisassa M. E., et al., 2019, *A&A*, **625**, A87
- Canals P., Torres S., Soker N., 2018, *MNRAS*, **480**, 4519
- Catalán S., Isern J., García-Berro E., Ribas I., Allende Prieto C., Bonanos A. Z., 2008, *A&A*, **477**, 213
- Chen L., et al., 2012, *Research in Astronomy and Astrophysics*, **12**, 805
- Chen Y., Girardi L., Bressan A., Marigo P., Barbieri M., Kong X., 2014, *MNRAS*, **444**, 2525
- Cojocaru R., Rebassa-Mansergas A., Torres S., García-Berro E., 2017, *MNRAS*, **470**, 1442
- Cui X.-Q., et al., 2012, *Research in Astronomy and Astrophysics*, **12**, 1197
- Davis P. J., Kolb U., Willems B., 2010, *MNRAS*, **403**, 179
- Duquennoy A., Mayor M., 1991, *A&A*, **500**, 337
- Eisenstein D. J., et al., 2011, *AJ*, **142**, 72
- El-Badry K., Rix H.-W., 2018, *MNRAS*, **480**, 4884
- El-Badry K., Rix H.-W., Heintz T. M., 2021, *MNRAS*,
- Evans D. W., et al., 2018, *A&A*, **616**, A4
- Farihi J., Hoard D. W., Wachter S., 2010, *ApJS*, **190**, 275
- Ferrario L., 2012, *MNRAS*, **426**, 2500
- Gaia Collaboration et al., 2016a, *A&A*, **595**, A1
- Gaia Collaboration et al., 2016b, *A&A*, **595**, A1
- Gaia Collaboration Brown A. G. A., Vallenari A., Prusti T., de Bruijne J. H. J., Babusiaux C., Biermann M., 2020, arXiv e-prints, p. [arXiv:2012.01533](https://arxiv.org/abs/2012.01533)

¹¹ <http://svo2.cab.inta-csic.es/vocats/wdw4>

¹² e.g. <http://svo2.cab.inta-csic.es/vocats/wdw4/cs.php?RA=157.163&DEC=73.180&SR=0.1>

¹³ <http://www.ivoa.net/documents/SAMP/>

- Gaia Collaboration et al., 2021, *A&A*, **649**, A1
- García-Berro E., Ritossa C., Iben Icko J., 1997, *ApJ*, **485**, 765
- García-Berro E., Torres S., Isern J., Burkert A., 1999, *MNRAS*, **302**, 173
- García-Berro E., Torres S., Isern J., Burkert A., 2004, *A&A*, **418**, 53
- García-Berro E., et al., 2012, *ApJ*, **749**, 25
- Geier S., Raddi R., Gentile Fusillo N. P., Marsh T. R., 2019, *A&A*, **621**, A38
- Gentile Fusillo N. P., et al., 2019, *MNRAS*, **482**, 4570
- Giammichele N., Bergeron P., Dufour P., 2012, *ApJS*, **199**, 29
- Heggie D. C., 1975, *MNRAS*, **173**, 729
- Henden A. A., Levine S., Terrell D., Welch D. L., 2015, in American Astronomical Society Meeting Abstracts #225. p. 336.16
- Hernandez M. S., et al., 2021, *MNRAS*, **501**, 1677
- Holberg J. B., Oswalt T. D., Sion E. M., McCook G. P., 2016, *MNRAS*, **462**, 2295
- Hollands M. A., Tremblay P. E., Gänsicke B. T., Gentile-Fusillo N. P., Toonen S., 2018, *MNRAS*, **480**, 3942
- Hurley J. R., Tout C. A., Pols O. R., 2002, *MNRAS*, **329**, 897
- Iben Icko J., Livio M., 1993, *PASP*, **105**, 1373
- Inight K., Gänsicke B. T., Breedt E., Marsh T. R., Pala A. F., Raddi R., 2021, *MNRAS*,
- Istrate A. G., Marchant P., Tauris T. M., Langer N., Stancliffe R. J., Grassitelli L., 2016, *A&A*, **595**, A35
- Jiménez-Esteban F. M., Torres S., Rebassa-Mansergas A., Skorobogatov G., Solano E., Cantero C., Rodrigo C., 2018, *MNRAS*, **480**, 4505
- Kilic M., Bergeron P., Kosakowski A., Brown W. R., Agüeros M. A., Blouin S., 2020, *ApJ*, **898**, 84
- Kirkpatrick J. D., et al., 2021, *ApJS*, **253**, 7
- Koester D., 2010, *Mem. Soc. Astron. Italiana*, **81**, 921
- Koester D., Kepler S. O., 2015, *A&A*, **583**, A86
- Kordopatis G., et al., 2013, *AJ*, **146**, 134
- Kroupa P., 2001, *MNRAS*, **322**, 231
- Kunder A., et al., 2017, *AJ*, **153**, 75
- Li Z., Chen X., Chen H.-L., Han Z., 2019, *ApJ*, **871**, 148
- Magnier E. A., et al., 2020, *ApJS*, **251**, 6
- Martin D. C., et al., 2005, *ApJ*, **619**, L1
- Maxted P. F. L., Gänsicke B. T., Burleigh M. R., Southworth J., Marsh T. R., Napiwotzki R., Nelemans G., Wood P. L., 2009, *MNRAS*, **400**, 2012
- McCleery J., et al., 2020, *MNRAS*, **499**, 1890
- Michalik D., Lindegren L., Hobbs D., 2015, *A&A*, **574**, A115
- Moe M., Di Stefano R., 2017, *ApJS*, **230**, 15
- Nebot Gómez-Morán A., et al., 2011, *A&A*, **536**, A43
- Pala A. F., et al., 2020, *MNRAS*, **494**, 3799
- Parsons S. G., et al., 2012, *MNRAS*, **420**, 3281
- Parsons S. G., et al., 2013, *MNRAS*, **429**, 256
- Parsons S. G., et al., 2015, *MNRAS*, **449**, 2194
- Parsons S. G., Rebassa-Mansergas A., Schreiber M. R., Gänsicke B. T., Zorotovic M., Ren J. J., 2016, *MNRAS*, **463**, 2125
- Parsons S. G., et al., 2017, *MNRAS*, **470**, 4473
- Parsons S. G., et al., 2018, *MNRAS*, **481**, 1083
- Pecaut M. J., Mamajek E. E., 2013, *ApJS*, **208**, 9
- Pelisolì I., Vos J., 2019, *MNRAS*, **488**, 2892
- Pyrzas S., et al., 2009, *MNRAS*, **394**, 978
- Pyrzas S., et al., 2012, *MNRAS*, **419**, 817
- Raghavan D., et al., 2010, *ApJS*, **190**, 1
- Rebassa-Mansergas A., Gänsicke B. T., Rodríguez-Gil P., Schreiber M. R., Koester D., 2007, *MNRAS*, **382**, 1377
- Rebassa-Mansergas A., et al., 2008, *MNRAS*, **390**, 1635
- Rebassa-Mansergas A., Gänsicke B. T., Schreiber M. R., Koester D., Rodríguez-Gil P., 2010, *MNRAS*, **402**, 620
- Rebassa-Mansergas A., Nebot Gómez-Morán A., Schreiber M. R., Girven J., Gänsicke B. T., 2011, *MNRAS*, **413**, 1121
- Rebassa-Mansergas A., Nebot Gómez-Morán A., Schreiber M. R., Gänsicke B. T., Schwope A., Gallardo J., Koester D., 2012a, *MNRAS*, **419**, 806
- Rebassa-Mansergas A., et al., 2012b, *MNRAS*, **423**, 320
- Rebassa-Mansergas A., Schreiber M. R., Gänsicke B. T., 2013a, *MNRAS*, **429**, 3570
- Rebassa-Mansergas A., Agurto-Gangas C., Schreiber M. R., Gänsicke B. T., Koester D., 2013b, *MNRAS*, **433**, 3398
- Rebassa-Mansergas A., Ren J. J., Parsons S. G., Gänsicke B. T., Schreiber M. R., García-Berro E., Liu X. W., Koester D., 2016a, *MNRAS*, **458**, 3808
- Rebassa-Mansergas A., et al., 2016b, *MNRAS*, **463**, 1137
- Rebassa-Mansergas A., et al., 2017, *MNRAS*, **472**, 4193
- Rebassa-Mansergas A., Parsons S. G., Dhillon V. S., Ren J., Littlefair S. P., Marsh T. R., Torres S., 2019a, *Nature Astronomy*, **3**, 553
- Rebassa-Mansergas A., Solano E., Xu S., Rodrigo C., Jiménez-Esteban F. M., Torres S., 2019b, *MNRAS*, **489**, 3990
- Rebassa-Mansergas A., et al., 2021, arXiv e-prints, p. arXiv:2105.13379
- Ren J. J., et al., 2014, *A&A*, **570**, A107
- Ren J. J., Rebassa-Mansergas A., Parsons S. G., Liu X. W., Luo A. L., Kong X., Zhang H. T., 2018, *MNRAS*, **477**, 4641
- Ren J. J., et al., 2020, *ApJ*, **905**, 38
- Riello M., et al., 2020, arXiv e-prints, p. arXiv:2012.01916
- Sana H., et al., 2014, *ApJS*, **215**, 15
- Schreiber M. R., Gänsicke B. T., 2003, *A&A*, **406**, 305
- Schreiber M. R., Gänsicke B. T., Southworth J., Schwope A. D., Koester D., 2008, *A&A*, **484**, 441
- Schreiber M. R., et al., 2010, *A&A*, **513**, L7
- Siegler N., Close L. M., Cruz K. L., Martín E. L., Reid I. N., 2005, *ApJ*, **621**, 1023
- Skinner J. N., Morgan D. P., West A. A., Lépine S., Thorstensen J. R., 2017, *AJ*, **154**, 118
- Skrutskie M. F., et al., 2006, *AJ*, **131**, 1163
- Sun M., Arras P., 2018, *ApJ*, **858**, 14
- Taylor M. B., 2005, in Shopbell P., Britton M., Ebert R., eds, *Astronomical Society of the Pacific Conference Series Vol. 347, Astronomical Data Analysis Software and Systems XIV*. p. 29
- Taylor M. B., 2006, in Gabriel C., Arviset C., Ponz D., Enrique S., eds, *Astronomical Society of the Pacific Conference Series Vol. 351, Astronomical Data Analysis Software and Systems XV*. p. 666
- Toledo O., et al., 2019, *BAAS*, **51**, 168
- Toonen S., Hollands M., Gänsicke B. T., Boekholt T., 2017, *A&A*, **602**, A16
- Torres S., García-Berro E., Isern J., Figueras F., 2005, *MNRAS*, **360**, 1381
- Torres S., Cantero C., Rebassa-Mansergas A., Skorobogatov G., Jiménez-Esteban F. M., Solano E., 2019, *MNRAS*, **485**, 5573
- Torres S., Rebassa-Mansergas A., Camisassa M. E., Raddi R., 2021, *MNRAS*, **502**, 1753
- Veras D., Xu S., Rebassa-Mansergas A., 2018, *MNRAS*, **473**, 2871
- Wenger M., et al., 2000, *A&AS*, **143**, 9
- Willems B., Kolb U., 2004, *A&A*, **419**, 1057
- Winters J. G., et al., 2019, *AJ*, **157**, 216
- Wright E. L., et al., 2010, *AJ*, **140**, 1868
- Xu S., Lai S., Dennihy E., 2020, *ApJ*, **902**, 127
- York D. G., et al., 2000, *AJ*, **120**, 1579
- Zhao J. K., Oswalt T. D., Willson L. A., Wang Q., Zhao G., 2012, *ApJ*, **746**, 144
- Zorotovic M., Schreiber M. R., Gänsicke B. T., Nebot Gómez-Morán A., 2010, *A&A*, **520**, A86
- Zorotovic M., Schreiber M. R., García-Berro E., Camacho J., Torres S., Rebassa-Mansergas A., Gänsicke B. T., 2014, *A&A*, **568**, A68
- Zorotovic M., et al., 2016, *MNRAS*, **457**, 3867

This paper has been typeset from a \LaTeX file prepared by the author.