

UPCommons

Portal del coneixement obert de la UPC

<http://upcommons.upc.edu/e-prints>

Aquesta és una còpia de la versió *author's final draft* d'un article publicat a la revista *International Journal of Engineering Research and Applications*.

URL d'aquest document a UPCommons E-prints:

<http://hdl.handle.net/2117/363801>

Article publicat / *Published paper:*

Morales, M.E., Diemer, A. and Cervantes, G. (2021) Combining efficiency and resilience assessments in industrial symbiosis value chains: a comprehensive flow analysis. *International Journal of Engineering Research and Applications*, vol. 11, n. 11, p. 51-65. Doi: 10.9790/9622-1111015165

Combining Efficiency and Resilience Assessments in Industrial Symbiosis Value Chains: A Comprehensive Flow Analysis

MORALES, Manuel E.^{a*}; DIEMER, Arnaud^b; CERVANTES, Gemma^c

- a. ERA Chair Team Member, Industry 4.0 Impact on Management Practices and Economics (IN4ACT), Kaunas University of Technology, School of Economics and Business, Gedimino g. 50, 44029, Kaunas, Lithuania.
- b. Université Clermont Auvergne, CERDI, ERASME, Avenue Léon-Blum 26, Clermont-Ferrand, 63000, France.
- c. Chemical Engineering Department, Universitat Politècnica de Catalunya. C/Colom 1, 08222 Terrassa (Barcelona), Spain.

ABSTRACT: The viability of firms that participate in industrial symbiosis (IS) is influenced by the impact that by-product synergies have on the economic efficiency and resilience of those firms in the IS network. Systems theory, industrial ecology, and value chain dynamics constitute the necessary frameworks to analyze the viability of IS value chains through efficiency and resilience assessments. Using Mexico's Altamira Industrial Port as a case study, we identify and describe three IS value chains A, B and C and build variables to measure viability through efficiency and resilience. We find that only the three participating firms in value chain B are both sufficiently efficient and resilient to constitute viability. Moreover, these three firms (CABOT, INSA, and CHEMTURA) represent an anchor in port's/network's IS viability through the integration of a resilience and efficiency analysis by value chain. The study attempts to get an improved systemic understanding of IS value chain viability if resilience is aggregated to the efficiency analysis of by-product synergic exchanges of each firm involved in the IS. Finally, we recommend applying modular assessments on efficiency and resilience to firms participating in IS value chains, because according to the size and length of stressors influencing the IS dynamics, different actions should be implemented in the industrial ecosystem to anticipate potential scenarios where short-term, long-term, and structural stressors will endanger the viability of the IS network/value chain.

Keywords: *viability, efficiency, resilience, value chains, systems*

INTRODUCTION

The concept of industrial ecology (IE) entails a comprehensive and systemic relationship with the biosphere using the metaphor of ecological systems dynamics (Erkman, 1997). In this metaphor, industry is a semi-closed ecosystem where actors seek to close, extend, or intensify material and energy loops to make economically appealing reductions of the environmental impact of industries (Ayres & Ayres, 2002). Industrial ecosystem actors include extractors, producers, transporters, consumers, suppliers, and de-composers who exchange material and energy between themselves and the environment. The European Commission recommends the adoption of IS, recognizing its key role in supporting eco-efficiency and sustainable development (European Commission, 2011, 2015). As a result, policymakers of many countries have promoted industrial symbiosis around the world since the beginning of the 20th century.

The IS strategy relies on synergic exchanges and sharing in the field of IE, aiming to enhance industrial viability through comprehensive consideration of energy and material flows. In this paper, we aim to integrate an assessment of resilience into/the standard measure of IS efficiency to gain a better understanding of the mechanisms needed to achieve supply chain viability (Ivanov, 2020), exploring the resilience of industrial ecosystems through the diversity of their by-products and the redundancy of waste producers and users within the ecosystem's value chains. In Latin America we can find a relatively small but compelling set of IS examples in the scientific literature. The agricultural symbiosis/social and ecological agro-industry model, GERIPA, described by Ometto, Ramos, & Lombardi (2007), and a biorefinery case study by Santos & Magrini (2018), both in Brazil, are among the most representative/are among the best examples.

The literature has identified two main challenges in the achievement of IS supply chain viability (Duret, 2007) (Orée, 2013). The first challenge is the efficient use of materials, energy, and information by firms embedded in the IS network (Ramsheva et al., 2019), because like any other business or industrial network, firms face competition in the market. By convention, IS is understood as the technical and business strategy that relies on inter-firm synergies to minimize cost and improve environmental performance; the IS network, industrial ecosystem, or eco-industrial network refers to the group of firms or actors actually or potentially involved in industrial symbiosis (Chertow, 2007). Thus, the inefficient use of resources can endanger a firm's profitability, which can be enough to interrupt the symbiotic flows, or lead to a

withdrawal from the network (Chopra, Khanna, 2014). The second challenge entails a lack of resilience to external perturbations such as natural disasters (Ruth & Davidsdottir, 2009).

We chose the Altamira by-product synergies case study because it provides a clear arena for territorial by-product valorization in the petrochemical industrial sector, and offers the opportunity to shed light on the influence that efficiency and resilience have on the viability process of IS value chains. The data availability and access to synergic exchanges between actors was also determinant in our choice of Altamira, which is located in the northwest state of Tamaulipas in one of the largest and most important industrial ports in Mexico. Altamira's petrochemical corridor leads the region's economy and boosts its collective industrial efficiency using the leadership of the local business association.

The research questions addressed in this study are: Is there any benefit/impact in assessing resilience and efficiency in order to achieve IS viability? If so, how can we better assess them in the IS network? The assumptions associated with the research question are: 1) understanding of resilience provides improved insights into the viability of the IS network, 2) both efficiency and resilience assessments could be improved within a territorial systemic approach in order to better understand the contextual socioeconomic and environmental drivers influencing the IS network. Therefore, we propose adding resilience as an additional measure to improve IS environmental and socioeconomic viability.

In this paper we provide insights to answer the research questions by applying a case study methodology composed of two methods. The first method studies the material and energy flows depicted in an IS synergies diagram, and the second assesses the influence of efficiency and resilience in IS value chain viability/the viability of IS value chains (Huppés & Ishikawa, 2005) (Boiral, 2005). We observe the influence of efficiency and resilience in IS viability in the second method, which combines material/energy flows analysis (MEFA), economic analysis (EA), and resilience impact (RI) (Diemer & Morales, 2016; E. M. Morales et al., 2019). The findings of the case study confirm what is stated in the literature: IS viability improves when the resilience challenge is addressed in addition to the efficiency performance. This study develops specific recommendations to improve IS viability through the application of 1) resilience-reinforcing strategies in firms whose resilience is compromised and 2) efficiency-reinforcing strategies in firms that obtain marginal benefits from the symbiosis, in an attempt to reduce the withdrawal risk of these firms from the network.

In Section 2, a literature review is devoted to the systemic approach and concept of IS value chains, resilience, and efficiency. In Section 3, we present the methodology used to assess efficiency and resilience in IS viability, which includes not only the biophysical material/energy accounting presented in the IS synergies diagram, but also disaggregates the by-product flow, by firm. A descriptive section of the Altamira case study is included in Section 3. In Section 4, we describe the outcomes of the steam, wastewater, waste oil, paper, plastic, sludge, and CO₂ flow exchanges through the IS synergies diagram. Efficiency and resilience in IS are assessed and applied to the Altamira case study to describe their influence in the viability of various value chains. In Section 5, we present a discussion about the proposed mechanism to calculate viability of IS value chains, addressing the producer and consumer layers. We agree on the influence of resilience in the improvement of IS value chain viability (Fraccascia, Giannoccaro, & Albino, 2017). In Section 6, we discuss how to improve IS viability by addressing the resilience challenge rather than mere efficiency performance. We discuss the implications of outcomes that show IS viability increase through the application of resilience-reinforcing strategies in the firms where resilience is compromised and efficiency-reinforcing strategies where firms obtain marginal benefits from the Altamira symbiosis networks. Conclusions and recommendations about how to reduce the withdrawal risk of existing firms from the Altamira IS network are offered in Section 7.

INDUSTRIAL SYMBIOSIS: A LITERATURE REVIEW

In the scientific literature, industrial symbiosis (IS) is characterized by using residues of some supply chain processes as inputs of other supply chains (T. M. Choi et al., 2020), showing value chain interconnections with the three previously described CE bio-based goals. In this study, IS is considered a low-tech innovation and collective business strategy to minimize cost and improve environmental performance. Marian Chertow defines IS as "engaging traditionally separate industries in a collective approach to competitive advantage involving physical exchanges of materials, energy, water and/or by-products. IS identifies collaboration and geographic economy as key drivers for the emergence of synergistic possibilities" (Chertow, 2007). While initial studies on IS focused on waste and by-product synergies, later studies have broadened this to encompass other ways to use resources more efficiently, including, for example, the sharing of infrastructure and equipment (Lombardi et al., 2012). Later studies have also focused on the complexity of business models and systemic strategies applied to IS (Short et al., 2014), where the strategies were mainly based on cost reduction and the improvement of environmental performance that relies on inter-firm

synergies known in the scientific literature as extended loop strategies (Blomsma, 2018). IS has turned out to be the ideal arena in which to study viable value chains (VVC) through a territorial approach, but only a few studies have analyzed supply chain viability through integrated methodologies. In this study, the authors/we define IS as a key approach in which business and industry actors seek to achieve VVC, simultaneously ensuring efficiency and resilience improvement, as in the energy case study published by Usón et al., (2012) where environmental and economic assessments are simultaneously computed through the exergy costs of all IS. However, among previous studies regarding IS viability in terms of resilience or efficiency, none of them has addressed both aspects simultaneously, see (Fraccascia, Giannoccaro, & Albino, 2017) and (Yazan, Romano, & Albino, 2016).

The theoretical framework proposed for IS value chains, through a systemic approach in this study, applies insights from supply chain management and industrial ecology (Diemer & Labrune, 2004; Diemer & Morales, 2016; E. M. Morales, Diemer, Cervantes, & Carrillo-González, 2019). To answer the research questions of this study, we define networking indicators to calculate the diversity of firms and the redundancy of wastes, along with a cost-impact analysis to calculate the efficiency of the synergy exchange efficiency of each firm participating in the IS. The IS supply chain structure influences the overall viability of the IS through the efficiency and resilience of by-product synergic exchanges. The match between by-product supply and demand in IS cannot be easily controlled, since wastes are not produced upon demand but rather emerge as secondary outputs of main production activities (Yazan et al., 2016). Firms depend on each others' waste - if they increase production, the by-product demand is expected to rise, which is translated into more waste demand, but if firms try to maximize efficiency at the firm level, the amount of waste produced tends to decrease investing on eco-efficiency technological innovations, which poses a risk for the by-product supply in the IS supply chain. For example, a firm that depends on another firm's wastewater wants to increase individual throughput by maximizing wastewater inflows, while the wastewater supplier wants to minimize it. This is a paradox since the wastewater reduction that seems to be an efficiency advantage, ends up having a negative impact on IS resilience (Costa & Ferrão, 2010; Hertwich, 2005).

The literature supports the notion that in IS value chains viability is necessary to enhance resilience (Fraccascia et al., 2020) (Dron, 2013; Fraccascia, Giannoccaro, & Albino, 2017) (Chizaryfard et al., 2020). For instance, the impact of a firm's viability in the IS supply chain has been recognized in the firm's diversity and product ubiquity, boosting resilience in the IS

network. The scientific literature also shows that viability in IS boosts collective efficiency, as stated by (Mirata, 2004) (Zhu, Lowe, Wei, & Barnes, 2007). For instance, the viability of the IS pathway to be maintained over time engages an efficient selection of optimal processes and functionalities in the industrial network (M. E. Morales & Diemer, 2019). However, the scientific literature does not answer the question about the influence that efficiency and resilience have or don't have in IS value chain viability. We argue that efficiency and resilience have a positive influence in IS value chain viability. Viability is not achievable by individual attempts to change a firm's business model, but rather it must involve a systemic change throughout firms, industry value chains, and underpinning societal values, norms, and behaviors.

We present IS value chain performance in a modular way in Figure 1, identifying the adaptive or reactive behaviors of value chains across time in the face of stressors such as fluctuations in demand, natural disasters, and global pandemics.

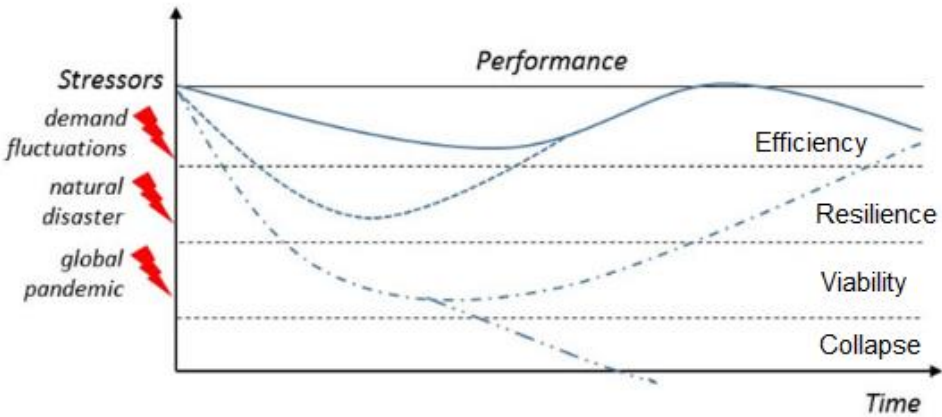


Figure 1. The evolution of value chain performance in the face of extraordinary events

Source: Authors, modified from the work published by (Ivanov, 2020)

This study intends to fill the gap in the IE and supply chain management literature concerning the integration of resilience to the viability or sustainability analysis of IS value chains. We calculate the efficiency of IS value chains through a cost-impact analysis of synergy exchanges by/of firms participating in the IS. The cost-impact analysis includes the cost savings due to IS implementation, referring to the reduction of waste disposal costs and input purchasing costs. Concerning IS value chain resilience, we define network indicators of firm diversity and waste redundancy. Networking indicators are based on the impact analysis of events triggered by the withdrawal of a firm. The supporting information included in Annex 1

provides details about the firm resilience index in the case of total disruptions, when IS members decide to exit by-product synergic exchanges.

UNDERSTANDING INDUSTRIAL SYMBIOSIS VALUE CHAIN VIABILITY

One of the main problems that supply chains face today is that, in the pursuit of flow efficiency, they tend to disregard the system's resilience (McCusker, 2018). We argue that IS value chain viability entails both efficiency and resilience of the industrial ecosystem (M. E. Morales & Diemer, 2019). The supply chain analysis of the industrial network is not enough to explain local system dynamics (Nielsen, 2007). Therefore, the present study contributes to breaking down Ivanov & Dolgui, (2020)'s concept of an intertwined supply network and narrowing its scope into local interconnected supply chains aiming to secure the provision of goods and services to society. However, in the context of this study, the scope of intertwined supply networks needs to be limited within the functionality boundaries of the IS life cycle. As evidenced in the literature, current supply chain analysis is not able to integrate resilience and efficiency together (Neves et al., 2019, 2020) through an interconnected network (Boons et al., 2011). Therefore, the value chain concept is used to integrate resilience (Fraccascia et al., 2020) and efficiency activities in supply chains (Abreu & Ceglia, 2018; Domenech et al., 2019), using a functionality approach within territorial boundaries.

Viability is understood as the system's ability to withstand a disruption or series of disruptions while at the same time securing the provision of society and markets in a changing environment (Holling, 1973; Ivanov, 2020). VVC is a dynamically adaptable network able to react agilely to positive changes, be resilient enough to absorb negative events and recover after disruptions, and survive long-term disruptions by adjusting capacity utilization and allocation to demands in response to internal and external changes. Systems theory, when applied to value chains, has many strengths compared to other theoretical frameworks, because it can integrate different supply chain solutions through a systemic understanding at multiple scales and levels. Recent studies on systems dynamics (Fraccascia & Yazan, 2018; Nasir et al., 2017) support our claim on the complementarity of efficiency and resilience, based on two arguments: 1) IS requires resilience in order to choose alternative paths to pursue its goal in case of crisis, 2) IS requires economy of scale to process larger amounts of energy, thus reducing overhead. VVC encompasses the supply chain structures and systemic processes that reinforce and balance loops over time. The example of the synergic exchanges of by-products in IS clearly shows the systemic perspectives that stakeholders should integrate into their assessment methods in order

to improve the management of essential value chains for society, while stressing resilience and efficiency responsiveness.

UNDERSTANDING EFFICIENCY IN INDUSTRIAL SYMBIOSIS

Efficiency stresses cost-effectiveness and recognizes the generation of more value with less impact (WBCSD, 2006), (Verfaillie & Bidwell, 2000), comparing environmental benefits with the engaged costs of investments (Huppes & Ishikawa, 2005). In this paper, we understand efficiency as a firm's average economic gains coming from production and consumption performance improvements, expressed by the relationship between product and by-product costs and turnover, measured in monetary units (USD). As such, efficiency assesses the performance of an industry by referring to the ability of a firm to produce the maximum turnover for a given set of products and by-products. The stochastic frontier concept (Valderrama, Neme, & Ríos, 2015) assumes that, for a combination of inputs, the maximum production achievable by an industry is delimited by a parametric function of known inputs with unknown parameters and a measure of error. The shorter the distance from the current product to the stochastic or "best practice" frontier, the greater the technical efficiency of the industry. For example, in Mexico technical efficiency is given through a coefficient of the fossil fuel derivate industry (Valderrama, Neme, & Ríos, 2015).

Eco-efficiency investments state that after some optimal level of capacity utilization, the production function will result in diminishing marginal returns. For example, when the costs invested in technology are higher than the expected benefits, firms start to lose interest in cooperation and synergies became more vulnerable, as shown by Boiral, (2005), whereas[?] we acknowledge smaller increases in eco-efficiency infrastructure investments output. The scientific literature on efficiency issues is well covered in the hard sciences, mostly in the engineering fields related to industry-specific sectors, but it is barely analyzed/touched upon in economics. The development of the firm efficiency concept embedded in the ecosystems approach seems to be crucial to having a systemic understanding of IS collective efficiency (Vanalle, Moreira, & Lucato, 2014) (World Business Council for Sustainable Development, 2006) (Pearce, 2008).

UNDERSTANDING RESILIENCE IN INDUSTRIAL SYMBIOSIS

Resilience was introduced into the ecological literature by Holling (1973), who stated that "resilience determines the persistency of relationships within a system and is a measure of the ability of these systems to absorb changes and still persist". In this paper, resilience is used

through its dynamic definition as “the capability of a system to absorb disruptions and reorganize them while keeping essentially the same structure, function, drivers and flows” (Holling, 1996). In IS, resilience depends on the structural diversity and redundancy of products and by-products, producers, and consumers. We define IS waste diversity as the number of by-products exchanged between firms and IS waste production diversity as the sum of by-products produced by each firm. Redundancy is the number of firms that perform the same function, thus when applied to IS, redundancy refers to the availability of by-products within the system. For example, if a firm without a substitute for the function it supplies is removed from the value chain, the consequences for the system may be more critical than the removal of any other firm with an existing alternative function for the system (Walker, 1992). Resilience has been approached in the scientific literature from different angles, such as risk management (Dauphiné, Provitolo, & Colin, 2007), climate change (Bériot, 2013), urban resilience (Laganier, 2013), and IS analysis (Dron, 2013).

We design the methodology to assess resilience based on the analysis of firm withdrawal, as shown in previous studies such as those published by Fraccascia, Albino, et al., (2017), and Schiller et al., (2014). However, the novelty here is that, in addition to diversity and redundancy, resilience stands out as a complex process in the accomplishment of IS value chain viability where IS efficiency also plays a role. A circular supply chain where the wastes are used as inputs (by-products) for other production processes does not necessarily imply the existence of an optimal efficiency process, therefore unexpected outcomes on collective efficiency and resilience could occur when turning value chains into circular IS.

METHODOLOGY

The review of extant literature recognizes efficiency and resilience as two key drivers to assess IS value chain viability using a systemic model over time (t) and space (s). Efficiency is calculated in this study in economic terms, by comparing how much extra money a single firm would spend if it existed outside IS. Resilience is calculated in this study through inter-firm diversity and waste ubiquity, consisting of the impact analysis of hypothetical firm withdrawal from the IS analysis. We calculate diversity and redundancy through a resilience index, getting data from three categories: 1) firms that produce waste, 2) wastes exchanged and, 3) firms that use the wastes as inputs.

We define the efficiency and resilience of value chains in industrial symbiosis as part of a tandem composed of consumption (C) and production (P). The resilience of consumption

(R_C) takes account of the diversity and availability of a firm's by-products, which are consumed by others. The resilience of production (R_P) encompasses the firm's produced by-product diversity and its availability, leading to the calculation of the resilience of the production index. The by-product consumption structure in the index determines the resilience of consumption on itself. The integration of resilience to efficiency indicators gives us a proxy of what we call the IS "viability of value chains (VVC)".

Equation 1. Viability of value chains in industrial symbiosis

$$\begin{array}{c}
 \text{Efficiency index} \quad \text{Resilience index} \\
 \begin{array}{c}
 \left. \begin{array}{c} | \\ \hline \end{array} \right\} \quad \left. \begin{array}{c} | \\ \hline \end{array} \right\} \\
 \hline \\
 \hline
 \end{array} \\
 VVC = (e_C) + (R_C + R_P)
 \end{array}$$

We estimate efficiency based on the consumption efficiency calculated through the cost saving resulting from the inclusion of by-products as inputs in the production process (e^C). Consumption efficiency (e^C) assesses the value chain's economic efficiency in industrial symbiosis. Resilience is calculated in this study through the waste production matrix (P matrix) and the waste consumption matrix (C matrix), and the diversity indices, and the by-product redundancy is calculated in the last row and column of Table 2. Production (P) is a *firm's x waste* matrix that replicates the waste's production structure, where the common element P_{ij} denotes the amount of by-product (j) produced by firm (i) and exchanged within the IS value chains. The resilience of the production index is calculated through the amount of waste produced within the IS, and firm diversity is calculated $D_i^P = \sum_{j | P_{ij} > 0} \frac{P_{ij}}{\sum_{i=1}^f P_{ij}}$ as the sum of the ratios between the amount of each by-product produced by (i) and the amount of that by-product produced within the IS. We consider resilience in IS as the dynamic system optimizing diversity and redundancy of the by-products of both producers and consumers. Redundancy is composed of two elements: 1) redundancy in production, defined as the number of firms that produce the by-product, and 2) redundancy in consumption, defined as the number of firms that use the by-product.

In equations 2.1 and 2.2, the impact index, equation 2.1, is for production (P), and equation 2.2 is for consumption. (C), \vec{d}_i^P and \vec{d}_i^C are the vectors for the diversity of firms i in waste production and waste consumption, respectively. $R^{P^{-1}}$ and $R^{C^{-1}}$ are the inverse of redundancy for each waste produced and used in every firm, and \vec{a} is the vector which has all elements equal to one, introduced to obtain a scale value (Fraccascia et al, 2017). The resilience index is obtained by subtracting the production impact index (ι_i^P) and the consumption impact

index (ι_i^C) for the firm. This equation takes into account the importance of the redundancy and diversity of wastes exchanged.

Equation 2. Impact index for resilience

$$(1) \iota_i^P = \frac{1}{D_{IS}} * \left[\left(\overrightarrow{d_i^P} * R^{P-1} \right) * \vec{\alpha} \right]$$

$$(2) \iota_i^C = \frac{1}{D_{IS}} * \left[\left(\overrightarrow{d_i^C} * R^{C-1} \right) * \vec{\alpha} \right]$$

$$(3) \rho_i = 1 - (\iota_i^P + \iota_i^C)$$

The material and energy flows depicted in the IS value chain synergies diagram displays the exchanges in the IS of 9 firms in the Altamira IS, where we recognize three value chains: A, B, and C. The data used in this paper comes from primary and secondary sources. Our primary sources consist of a set of interviews, conducted between December 2016 and March 2017, with corporate managers, intermediators, local policy makers, expert analysts, and board members involved and committed directly or indirectly in the local petrochemical industry in Altamira. The main rationale for choosing these actors was their degree of involvement in IS. Typically, each organization had one designated person in the role of IS network manager and expert. The secondary sources include academic literature reviews, institutional reports, strategic plans, and official local government reports published by the World Business Council of Sustainable Development-Gulf of Mexico (WBCSD-GM) and the Business Association of South Tamaulipas A.C. (AISTAC), dedicated to the by-product synergy project in the Altamira petrochemical corridor.

CASE STUDY DESCRIPTION

Altamira IS takes place in the petrochemical corridor composed of the industrial park, the port, and the Industrial Association of Southern Tamaulipas (AISTAC). Altamira Industrial Park has more than 40 firms with international links to more than 55 countries. It is the most important industrial hub in the state of Tamaulipas and consists of large-scale production companies and long-term investment firms. The Altamira Industrial Park also contains around 20 large private firms (BASF Mexicana, Biofilm, Flex America, Absormex, Dypack, la Esperanza, Fletes Marroquin, MASISA, Iberdrola, Kaltex Fibers, Mexichem, Polioles, Posco Mexico, Sabic Innovative Plastics Mexico). Altamira Industrial Port facilitates transport connectivity among the Tamaulipas state in Mexico and the US market, and has the additional advantage of an industrial port that opens up access to the European market as well as to the main ports on all five continents.

In Altamira’s petrochemical corridor, we found out that by-products play a secondary role in the viability of IS value chains because by-products are not used in main production activities, but rather in ancillary activities such as cleaning, maintenance, and energy supply. Indeed, we recognize the relevance of a systemic approach in the understanding of eco-efficiency and resilience because, according to Chertow (2007), Morales et al. (2019), and Onita et al. (2006), assessing the viability of IS using a unilateral and oversimplified analysis grid does not provide an optimal understanding of environmental and socioeconomic interrelations. We integrate the resilience dimension into the environmental and economic considerations of our methodology in pursuit of an improvement in IS value chain viability, as shown in previous studies such as Arnsperger & Bourg, (2016).

OUTCOMES

This section presents two outcomes: 1) the IS synergies diagram and 2) the IS value chain viability index, calculated through the efficiency indicator and resilience index in the face of a member of the network’s withdrawal from the Altamira IS network[?].

ALTAMIRA INDUSTRIAL SYMBIOSIS SYNERGIES DIAGRAM

The Altamira IS network, located in Altamira, Mexico, is described in Figure 2. It has nine large corporations—eight multinational firms in the petrochemical sector and one cement firm. To simplify the analysis of the synergic exchanges between these nine actors, three different IS value chains (A, B and C) have been identified.

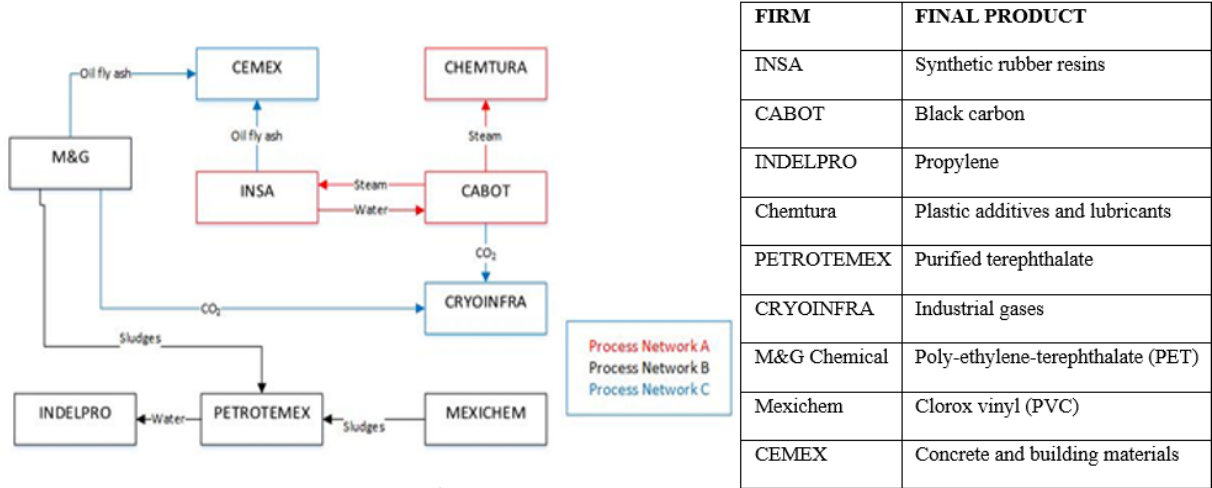


Figure 2. Chart of Altamira IS synergic exchanges

Value chain A, in red, describes the exchanges among three firms (f): INSA, CABOT and Chemtura. INSA produces $f_1^1 = 140,000$ tons / year of synthetic rubber resins and provides

the wastewater for the symbiotic network $w_1^1 = 950,000 \frac{m^3}{year}$. CABOT produces $f_2^1 = 140,000$ tons/year of black carbon in different forms and receives the wastewater from INSA to be used in the production process. CABOT produces steam as waste, $w_2^1 = 216,000 \text{ tons/year}$ are delivered to INSA and $w_3^1 = 43,200 \text{ tons/year}$ to Chemtura.

Value chain B, in black, outlines the sludge and wastewater exchanges between four different firms: INDELPRO, M&G Chemicals, PETROTEMEX, and Mexichem. PETROTEMEX produces $f_1^2 = 1,000,000$ tons/year of purified terephthalate and provides $w_1^2 = 450,000 \text{ m}^3/year$ of wastewater to INDELPRO. M&G Chemicals produces $f_2^2 = 450,000$ tons/year of poly-ethylene-terephthalate (PET). Mexichem produces $f_2^2 = 140,000$ tons/year of clorox vinyl (PVC). M&G Chemicals and Mexichem provide the waste sludge consumed by PETROTEMEX, $w_2^2 = 40 \text{ tons/year}$ of sludge waste produced by M&G Chemicals and $w_3^2 = 30 \text{ tons/year}$ by Mexichem. If handled properly, the sludge can be a valuable resource for renewable energy production, because energy recovered from sludge incineration can be turned into thermal and electrical energy. The main part of the sludge's dry matter content consists of non-toxic organic compounds, so energy recovery is an important alternative source for heat generation. The amount of energy that can be obtained depends on the water content, incineration performance, mechanical dewatering, and drying of sludge (Vatachi, 2016).

Value chain C, in blue, describes the oil fly ash and CO₂ exchange, involving CRYONFRA and CEMEX. M&G Chemicals and CABOT provide $w_1^3 = 200,000 \text{ tons/year}$ and $w_2^3 = 115,000 \text{ tons/year}$, respectively, of CO₂ directly used by CRYOINFRA in its production process. M&G Chemicals and INSA provide $w_1^1 = 2 \text{ tons/year}$ and $w_1^1 = 2 \text{ tons/year}$, of oil fly ash, respectively, used by CEMEX in its concrete production process, i.e., $f_1^3 = 20,000,000$ tons/year, made by INSA. The amount of CO₂ received as a by-product by CRYOINFRA is known, but we do not know the production capacity of the company; this information was not revealed because of their secrecy and confidentiality policy.

The main by-product users in the Altamira IS network are CABOT, INDELPRO, CRYOINFRA and INSA. Together they consume 98% of the total by-product material inflows, representing more than 1.9 million tons/year. The highest flow in volume is wastewater; CABOT and INDELPRO are first and second in terms of consumption levels. For material production, the four firms that produce 100% of the by-products at Altamira are INSA, PETROTEMEX, CABOT and M&G Chemicals. Consumer and producer firms are not the

same; the main by-product consumers INDELPRO and CRYOINFRA are not on the IS material consumption list. Chemtura, CEMEX and MEXICHEM do not take advantage of the IS network, even if CEMEX has significant fly-ash consumption potential, but M&G Chemical's and INSA's production capacity (2 tons/year each) is minimal in comparison with CEMEX's needs. CABOT, INSA and INDELPRO obtain the main benefit of material exchanges in the IS value chain. The by-product inputs used as energy consumption in the IS value chains are represented only by INSA and Chemtura, which use steam and sludge as energy sources. CABOT is the only producer of steam, supplying 259,200 tons in the Altamira IS network. Even when the flows reach more than 132,359 giga calories/year, only two companies consume residual energy: INSA and Chemtura, keeping the energy difference between production and consumption in a range of 7% (Lule & Cervantes, 2010).

VALUE CHAIN EFFICIENCY IMPACT IN INDUSTRIAL SYMBIOSIS VIABILITY

In the Altamira case study, relevant insights on the efficiency in the IS value chains have been integrated into the viability analysis. Symbiosis in the IS petrochemical corridor entails the reuse of by-products from chemistry, manufacturing, fossil fuels, and waste treatment that are absorbed and reintegrated into the system loops. The present study argues/contends/highlights that the industrial ecology and supply chain management literature share many similarities. This paper aims to shed light on the relationship between value chain efficiency and viable industrial symbiosis able to react adaptively to positive changes, absorb negative disturbances, and survive during shocks. However, the increase of waste availability and its use as by-products could become a problem because these are not traditional commodities and because their production depends on the main production's capacity. Firms in the Altamira IS network encourage waste production strategies because they are no longer recognized as waste; however, if a by-product's market price is attractive enough, an increase in the demand could boost main production up to a point where a by-product becomes a commodity, changing the initial allocation of the IS variables and endangering the viability of synergies. In Table 1, we show that INSA gets the largest economic benefits, \$/year, followed by CABOT at US \$323,000; M&G Chemicals, and Mexichem achieve almost no monetary savings from the synergies. The IS efficiency gains are calculated using the aggregated relative efficiency in production per company (s), the total substitution cost (US\$1,105,172.50) comes out from the by-product savings.

Table 1. Altamira IS economic savings resulting from by-product use

Firm	By-product used	Quantity used	Unit	Unit price (USD)	By-product savings (USD)	Percentage of substitution costs	Efficiency gain disaggregated per firm	Efficiency indicator
CABOT	Wastewater	950,000	m ³ /year	\$0.34	\$323,000.00	29%	11%	0.79
INSA	Natural gas	53,080	MMBtu/year	\$8.95	\$475,066.90	43%	15%	0.83
INDELPRO	Wastewater	450,000	m ³ /year	\$0.34	\$153,000.00	14%	5%	0.75
CRYOINFRA	CO ₂	315,000	ton/year	\$0.17	\$53,550.00	5%	2%	0.73
Chemtura	Natural gas	10,620	MMBtu/year	\$8.95	\$95,047.84	9%	3%	0.74
CEMEX	Oil fly ash	4	ton/year	\$1,204.43	\$4,817.72	0%	0%	0.72
PETROTEMEX	Natural gas	77	MMBtu/year	\$8.95	\$690.05	0%	0%	0.72
TOTAL					\$1,105,172.50	100%		

Source: Authors

Notes:

1. Units in US dollars at the exchange rate to pay obligations entered into in U.S. dollars payable to México on September 24th, 2021, (Bank of Mexico, 2021).
2. Water costs are determined by the hydrological basin where Altamira is situated (CONAGUA, 2016).

The technical efficiency in consumption of Mexico's chemical industry is 0.717 (Valderrama, Neme, & Ríos, 2015), and the total estimated IS efficiency gain from synergic exchanges in 2016 (E. M. Morales et al., 2019) is calculated by the AISTAC at 4% among all nine involved/participating firms, with an average savings of 11.11% of the \$1,105,172.50 USD total economic savings from the substitution of inputs in the production process. INSA, with a 43% share of these total efficiency gains, has obtained a 15% increase in efficiency, which drives the efficiency indicator to 0.82 when disaggregated by firm. When calculating the new efficiency values for each firm, the gain in productivity added to the technical efficiency of the chemical industry in Mexico suggests new values for INSA, CABOT, INDELPRO and Chemtura of 0.83, 0.79, 0.75 and 0.74, respectively. INSA is the firm which gains the biggest efficiency benefits from the IS with 15%, followed by CABOT with 11%. Overall, the Altamira IS network has a high degree of efficiency concentration, providing significant benefits to only two firms. This can partially be explained by the multiple interconnections developed in the IS

by the previous firms, and by the fact that they are IS founding members, with a long history of cooperation, formal and informal communication, social connections, reciprocity, and trust.

VALUE CHAIN RESILIENCE IMPACT IN INDUSTRIAL SYMBIOSIS VIABILITY

The three value chains in the Altamira IS involve nine firms exchanging five different types of waste. The way in which waste production firms influence the resilience of value chains in the IS is observed in Table 2. In the last row of Table 2, we observe that waste production redundancy is 1 for steam and 2 for all other wastes, indicating that there is only one producer of residual steam in the industrial network, while there are at least two suppliers for all the other by-products.

Table 2. Waste production in Altamira IS network, by firm

Waste production in Altamira, by firm	Steam (t)	Wastewater (m ³)	Oil fly ash (t)	Sludge (t)	CO ₂ (Kton)	Firm diversity index
CABOT	259,200	0	0	0	115	1.3651
M&G Chemicals	0	0	2	40	200	2.0714
INSA	0	950,000	2	0	0	1.1786
PETROTEMEX	0	450,000	0	0	0	0.3214
MEXICHEM	0	0	0	30	0	0.4286
CRYOINFRA	0	0	0	0	0	0.0000
CEMEX	0	0	0	0	0	0.0000
CHEMTURA	0	0	0	0	0	0.0000
INDELPRO	0	0	0	0	0	0.0000
Waste redundancy index (U^p)	1	2	2	2	2	

Source: Authors

In Table 3, we observe the network analysis of waste consumption firms in the Altamira IS network. Steam has replaced the consumption of natural gas for INSA and Chemtura. Wastewater consumed by the firms in the IS network have a redundancy of two, and other wastes like oil fly ash, sludge, and carbon dioxide show a redundancy of one, which means that in the IS network there is only one firm consuming the existing by-product. Therefore, if this consuming entity withdrew from the IS network, the symbiotic exchange would be lost. In the Altamira IS network, firms produce on average two different wastes and use only one. The firm diversity index ranges from 0 to 2.0714 for production and from 0 to 1 for consumption. On average, 1.8 firms produce each waste material and every waste material is produced by 2

firms, with the exception of steam, which is only produced by CABOT; 1.4 firms use every type of waste.

Table 3. Waste consumption in Altamira, by firm

Waste consumption in Altamira, by firm	Steam (t)	Wastewater (m ³)	Waste oil (t)	Sludge (t)	CO ₂ (Kton)	Firm diversity index
CABOT	0	950,000	0	0	0	0.6786
M&G Chemicals	0	0	0	0	0	0.0000
INSA	216,000	0	0	0	0	0.8333
PETROTEMEX	0	0	0	70	0	1.0000
MEXICHEM	0	0	0	0	0	0.0000
CRYOINFRA	0	0	0	0	315	1.0000
CEMEX	0	0	4	0	0	1.0000
CHEMTURA	43,200	0	0	0	0	0.1667
INDELPRO	0	450,000	0	0	0	0.3214
Waste redundancy index (U [*])	2	2	1	1	1	

Source: Authors

The resilience index presented in Table 4 is calculated using equation 2, displayed in the methodology section. The resilience index summarizes the (1) production and (2) consumption equations (presented in Tables 2 and 3), which test the effects of a disruptive event consisting of a firm's withdrawal. For example, the removal of CABOT would be more critical than the withdrawal of M&G Chemicals. If M&G Chemicals stopped sludge exchange, CO₂, and oil fly ash exchange would continue, because Mexichem, INSA, and CABOT would ensure the supply. This demonstrates that the Altamira IS network is more resilient to a disruptive event happening at M&G Chemicals than to one happening at CABOT, the only steam producer, which has a low level of redundancy waste, because the "steam" function would be lost if CABOT left the IS network.

Table 4. Resilience (ρ_i is highlighted in bold), impact measures in Altamira

Firm	Resilience index		
	ρ_i^P	ρ_i^C	ρ_i
CABOT	0.136508	0.067857	0.7956
M&G Chemicals	0.414286	0	0.5857

	Resilience index		
INSA	0.117857	0.083333	0.7988
PETROTEMEX	0.032143	0.2	0.7679
MEXICHEM	0.042857	0	0.9571
CRYOINFRA	0	0.2	0.8
CEMEX	0	0.2	0.8
CHEMTURA	0	0.016667	0.9833
INDELPRO	0	0.032143	0.9679

Source: Authors, data used to create Table 4 can be found in the Supporting Information (SI) section

DISCUSSION

This study aims to integrate resilience into IS value chain viability assessment. The study aims to move IS analysis away from the risky logic of excessive focus on efficiency through a comprehensive approach. We find evidence based on the data collected from firms in the Altamira IS network in 2017 suggesting that when including the resilience and efficiency assessments, we reach a better and systemic understanding of IS value chain viability. Figure 3 illustrates the efficiency and resilience indices for the Altamira IS network in 2016. In Figure 3, we observe efficiency (blue line) determining the system's ability to maximize economic throughput, thanks to the cost savings of using wastes as productive input, and resilience (orange line) determining the system's ability to allow for divergent processes by maintaining a degree of freedom that will ensure the IS network's functionality.

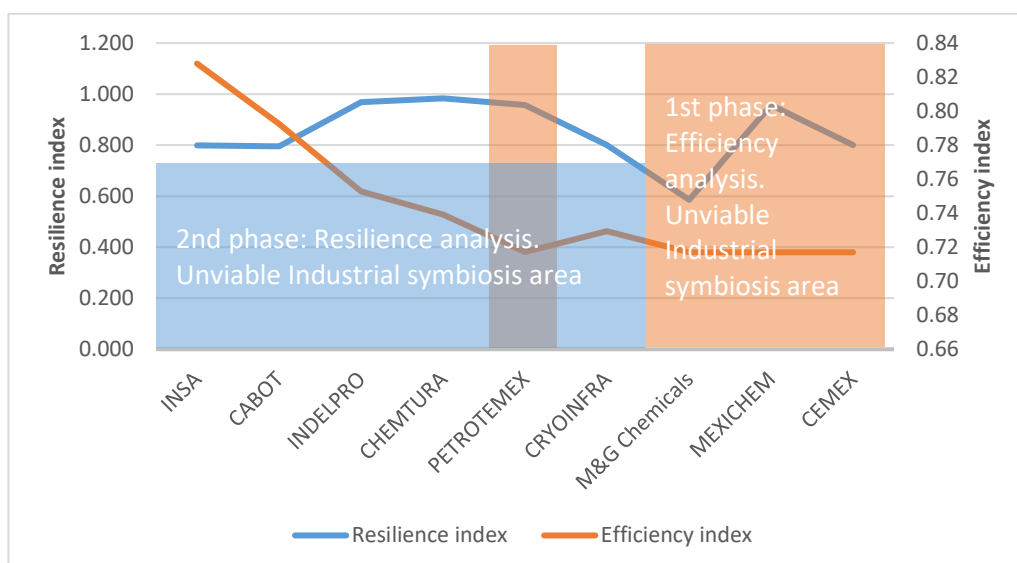


Figure 3. Efficiency and resilience indices from the 2016 Altamira IS case study

As observed in Figure 3, the horizontal axis represents all the firms in the Altamira IS network. The first screening phase identifies firms that are not gaining efficiency from industrial symbiosis and can be thus considered unviable IS actors: M&G Chemicals, MEXICHEM, CEMEX and PETROTEMEX. In the second phase, we analyze the resilience of INSA, CABOT, INDELPRO, CHEMTURA and CRYOINFRA, identifying INDELPRO and CHEMTURA as the firms with the best performance; therefore, we argue that these two firms positively influence the Altamira IS network's value chain viability. When analyzing the resilience of IS value chains, we find that IS value chain B is the only one in which all participating firms are both efficient and resilient. Thus, we argue that value chain B is the anchor in the IS network, entailing a comprehensive process of resilience and efficiency that are working in conjunction to improve/achieve viability.

Our findings suggest that by adding a resilience assessment to the economic efficiency indicators, we were able to achieve a systemic understanding of the viability of IS value chains. The integration of resilience into the conceptual efficiency approach leads to a transition from a mainstream individualistic firm approach to a systemic approach of IS interrelations, already suggested by Meneghetti & Nardin, (2012). The systems approach cannot keep the same accountancy tools and measures of the firm approach; the IS value chains viability must be analyzed at a meso-level scale through methods that are able to handle the complexity of inter-firm symbiotic relationships (T. Y. Choi et al., 2001).

The proposed strategy to promote value chain viability entails technology and infrastructure investments to encourage the firms participating in value chains A and C to move into a position where both efficiency and resilience criteria will be fulfilled, triggering the viability of the three existing value chains in the Altamira IS network. Strategies to improve IS value chain viability should not disregard the fact that there is an efficiency threshold in the productive function of synergy exchanges, embedded by the full installed productive capacity of the main production process. If the by-product production targets a higher by-product production level, this has to be anticipated well in advance in order to make the necessary infrastructure investments.

CONCLUSION

Industrial symbiosis (IS) is recognized as one of the most promising strategies to pursue and achieve viability in productive value chains. The modular integration of resilience and

economic efficiency assessments into the understanding of IS systems aims to encourage the viability objectives of IS value chains through synergic exchanges. The scientific literature emphasizes the idea that efficiency should be accompanied by resilience, restoring structural balance in the IS, in order to achieve systemic value chain viability. In this study, to avoid efficiency oversimplification in the IS, we include resilience network analysis through the diversity of firms producing byproducts in the network and the redundancy of wastes of producers and users in the existing IS supply chains. Outcomes point out that the viability of industrial symbiosis can only be analyzed through the value chains composing the IS value chain[?], addressing the producer and consumer exchanges concurrently.

We conclude that, according to the size and length of stressors influencing the IS dynamic, modular strategies should be implemented to anticipate potential scenarios where short-term, long-term, and structural stressors will endanger the viability of the IS network/value chain. The economic efficiency of firms that make up IS value chains allows firms to overcome short-term stressors. The resilience in byproduct synergies of firms participating in an IS value chain allows them to build adaptive changes in IS value chain to overcome long-term stressors such as natural disasters. Finally, the integration of both efficiency and resilience assessments in synergic exchanges ensures the viability of value chains in response to systemic and long-term stressors such as climate change and global pandemics.

The Altamira IS demonstrates a high degree of efficiency and resilience in value chain B, putting the firms CABOT, CHEMTURA and INSA at the core of the IS in term of its viability. The methodology we use in this study presents a modular integration of efficiency and resilience in two consecutive screening phases of the Altamira IS network to define whether there is an influence of both variables in the viability of the IS value chains. The presented method provides independent outcomes regarding efficiency and our resilience assessment proposes specific and modular recommendations that could facilitate decision makers to define collective strategies to improve ecosystem viability. We recommend the application of these modular assessments to define the current situation of each firm embedded in the IS value chains, facilitating the definition of customized strategies according to the stage of evolution of each firm and its ongoing role in strengthening the synergic relationships in the industrial ecosystems..

Some relevant questions are evoked in this paper: for instance, what is the desirable efficiency and resilience structure in IS? How can we define the efficiency thresholds in IS?

Exploration of these questions may provide insight to define future research projects. We show as an outcome of this study that value chain viability depends on shared flexibility and a balance between resilience and efficiency, leading to further avenues of research to explore the system complexity in IS and its influence on the system's performance (Douai & Montalban, 2012). Other relevant paths for further research entail the integration of other variables in the analysis, for instance, cooperation, competition, governance style, and local/global scale of IS, as well as a sensitivity analysis of other kinds of waste utilization rather than of by-product exchange synergies. This study is not exempt from criticisms related to the research method in terms of robustness and validity, due to the static aspect of the study. A dynamic approach with historical data in Altamira and other IS networks may help to achieve a better understanding of IS value chain viability.

Declaration of interests: None

Funding: This project has received funding from the KTU School of Economics and Business, grant holder of the European Research Area Grant – ERA chairs – “Industry 4.0 impact on management practices and economics” and the ERASMUS + Program of the European Union (Jean Monnet Excellence Center on Sustainability, ERASME).



In4act



Acknowledgements

This paper is the third in a series of publications that aims to contribute to the understanding of industrial symbiosis as a strategy in the pursuit of viability and circularity in industrial ecosystems. The first paper is the “By-product synergy’ changes in the industrial symbiosis dynamics at the Altamira-Tampico industrial corridor: 20 Years of industrial ecology in Mexico”; and the second paper is, “Industrial Symbiosis Dynamics, a Strategy to Accomplish Complex Analysis: The Dunkirk”. We thank the Southern Tamaulipas Industrial Association (AISTAC) and the environment and security director/manager of each company in the Altamira IS project for their helpful insights and data, comments, and discussion.

REFERENCES

Abreu, M. C. S. de, & Ceglia, D. (2018). On the implementation of a circular economy: The role of institutional

- capacity-building through industrial symbiosis. *Resources, Conservation and Recycling*, 138, 99–109. <https://doi.org/10.1016/j.resconrec.2018.07.001>
- Arnsperger, C., & Bourg, D. (2016). Vers une économie authentiquement circulaire. Réflexions d'un indicateur de circularité. *Revue de l'OFCE*, 145, 91–125.
- Ayres, R. U., & Ayres, L. (2002). *A handbook of industrial ecology*. Edward Elgar Pub.
- Blomsma, F. (2018). Collective 'action recipes' in a circular economy – On waste and resource management frameworks and their role in collective change. *Journal of Cleaner Production*, 199, 969–982. <https://doi.org/10.1016/j.jclepro.2018.07.145>
- Boiral, O. (2005). Concilier environnement et compétitivité, ou la quête de l'éco-efficience. *Revue Française de Gestion*, 5(158), 163–186.
- Boons, F., Spekkink, W., & Mouzakitis, Y. (2011). The dynamics of industrial symbiosis: A proposal for a conceptual framework based upon a comprehensive literature review. *Journal of Cleaner Production*. <https://doi.org/10.1016/j.jclepro.2011.01.003>
- Chertow, M. R. (2007). Uncovering Industrial Symbiosis. *Journal of Industrial Ecology*, 11(1), 11–30. www.mitpressjournals.org/jie
- Chizaryfard, A., Trucco, P., & Nuur, C. (2020). The transformation to a circular economy: framing an evolutionary view. *Journal of Evolutionary Economics*. <https://doi.org/10.1007/s00191-020-00709-0>
- Choi, T. M., Taleizadeh, A. A., & Yue, X. (2020). Game theory applications in production research in the sharing and circular economy era. In *International Journal of Production Research* (Vol. 58, Issue 1, pp. 118–127). Taylor and Francis Ltd. <https://doi.org/10.1080/00207543.2019.1681137>
- Choi, T. Y., Dooley, K. J., & Rungtusanatham, M. (2001). Supply networks and complex adaptive systems: control versus emergence. In *Journal of Operations Management* (Vol. 19).
- Costa, I., & Ferrão, P. (2010). A case study of industrial symbiosis development using a middle-out approach. *Journal of Cleaner Production*, 18(10–11), 984–992. <https://doi.org/10.1016/j.jclepro.2010.03.007>
- Diemer, A., & Labrune, S. (2004). L'écologie industrielle : quand l'écosystème industriel devient un vecteur du développement durable. *Développement Durable et Territoires*. <https://doi.org/10.4000/developpementdurable.4121>
- Diemer, A., & Morales, M. E. (2016). Can industrial and territorial ecology assert itself as a true model of sustainable development for the countries of the South? L'écologie industrielle et territoriale peut-elle s'affirmer comme un véritable modèle de développement durable pour les pays du Sud? *Revue Francophone Du Développement Durable*, 4, 52–71.
- Domenech, T., Bleischwitz, R., Doranova, A., Panayotopoulos, D., & Roman, L. (2019). Mapping Industrial Symbiosis Development in Europe: Typologies of Networks, Characteristics, Performance and Contribution to the Circular Economy. *Resources, Conservation and Recycling*. <https://doi.org/10.1016/j.resconrec.2018.09.016>
- Douai, A., & Montalban, M. (2012). Institutions and the environment: The case for a political socio-economy of

- environmental conflicts. *Cambridge Journal of Economics*, 36(5), 1199–1220.
<https://doi.org/10.1093/cje/bes046>
- Dron, D. (2013). La résilience : un objectif et un outil de politique publique son apparition en France, et quelques perspectives. *Annales Des Mines - Responsabilité et Environnement*, 4(72), 12–16.
<https://doi.org/10.3917/re.072.0012>
- Erkman, S. (1997). Industrial ecology: an historical view. *I. Cleaner Prod* (Vol. 5, Issue 2).
- European Commission. (2011). *Roadmap to a Resource Efficient Europe*.
- European Commission. (2015). *Closing the loop - an EU Action Plan for the Circular Economy*.
- Fraccascia, L., Albino, V., & Garavelli, C. A. (2017). Technical efficiency measures of industrial symbiosis networks using enterprise input-output analysis. *International Journal of Production Economics*.
<https://doi.org/10.1016/j.ijpe.2016.11.003>
- Fraccascia, L., Giannoccaro, I., & Albino, V. (2017). Rethinking Resilience in Industrial Symbiosis: Conceptualization and Measurements. *Ecological Economics*, 137, 148–162.
<https://doi.org/10.1016/j.ecolecon.2017.02.026>
- Fraccascia, L., & Yazan, D. M. (2018). The role of online information-sharing platforms on the performance of industrial symbiosis networks. *Resources, Conservation and Recycling*.
<https://doi.org/10.1016/j.resconrec.2018.03.009>
- Fraccascia, L., Yazan, D. M., Albino, V., & Zijm, H. (2020). The role of redundancy in industrial symbiotic business development: A theoretical framework explored by agent-based simulation. *International Journal of Production Economics*, 221. <https://doi.org/10.1016/j.ijpe.2019.08.006>
- Hertwich, E. G. (2005). *Consumption and the Rebound Effect An Industrial Ecology Perspective*.
<http://mitpress.mit.edu/jie>
- Holling, C. S. (1973). Resilience and Stability of Ecological Systems. *Annual Review of Ecology and Systematics*, 4(1), 1–23. <https://doi.org/10.1146/annurev.es.04.110173.000245>
- Ivanov, D. (2020). Viable supply chain model: integrating agility, resilience and sustainability perspectives— lessons from and thinking beyond the COVID-19 pandemic. *Annals of Operations Research*.
<https://doi.org/10.1007/s10479-020-03640-6>
- Ivanov, D., & Dolgui, A. (2020). Viability of intertwined supply networks: extending the supply chain resilience angles towards survivability. A position paper motivated by COVID-19 outbreak. *International Journal of Production Research*, 58(10), 2904–2915. <https://doi.org/10.1080/00207543.2020.1750727>
- Lombardi, D. R., Lyons, D., Shi, H., & Agarwal, A. (2012). Industrial Symbiosis: Testing the Boundaries and Advancing Knowledge. *Journal of Industrial Ecology*, 16(1), 2–7. <https://doi.org/10.1111/j.1530-9290.2012.00455.x>
- McCusker, E. K. (2018). Manufacturing SMF's - A Sustainable Approach, A Sustainable Leader. 2018 **2nd International Symposium On Small-Scale Intelligent Manufacturing Systems (SIMS)**.

- Meneghetti, A., & Nardin, G. (2012). Enabling industrial symbiosis by a facilities management optimization approach. *Journal of Cleaner Production*, 35, 263–273. <https://doi.org/10.1016/j.jclepro.2012.06.002>
- Morales, E. M., Diemer, A., Cervantes, G., & Carrillo-González, G. (2019). “By-product synergy” changes in the industrial symbiosis dynamics at the Altamira-Tampico industrial corridor: 20 Years of industrial ecology in Mexico. *Resources, Conservation and Recycling*. <https://doi.org/10.1016/j.resconrec.2018.09.026>
- Morales, M. E., & Diemer, A. (2019). Industrial Symbiosis Dynamics, a Strategy to Accomplish Complex Analysis: The Dunkirk Case Study. *Sustainability (Switzerland)*, 11(1971), 1–18. <https://doi.org/10.3390/su11071971>
- Nasir, M. H. A., Genovese, A., Acquaye, A. A., Koh, S. C. L., & Yamoah, F. (2017). Comparing linear and circular supply chains: A case study from the construction industry. *International Journal of Production Economics*, 183(B, SI), 443–457. <https://doi.org/10.1016/j.ijpe.2016.06.008>
- Neves, A., Godina, R., Azevedo, S. G., & Matias, J. C. O. (2020). A comprehensive review of industrial symbiosis. In *Journal of Cleaner Production* (Vol. 247). Elsevier Ltd. <https://doi.org/10.1016/j.jclepro.2019.119113>
- Neves, A., Godina, R., Azevedo, S. G., Pimentel, C., & Matias, J. C. O. (2019). The Potential of Industrial Symbiosis: Case Analysis and Main Drivers and Barriers to Its Implementation. *SUSTAINABILITY*, 11(24). <https://doi.org/10.3390/su11247095>
- Nielsen, S. N. (2007). What has modern ecosystem theory to offer to cleaner production, industrial ecology and society? The views of an ecologist. *Journal of Cleaner Production*. <https://doi.org/10.1016/j.jclepro.2006.08.008>
- Ometto, A. R., Ramos, P. A. R., & Lombardi, G. (2007). The benefits of a Brazilian agro-industrial symbiosis system and the strategies to make it happen. *Journal of Cleaner Production*. <https://doi.org/10.1016/j.jclepro.2006.07.021>
- Onita, J. A., Author, F., Ahoada, J., & Sammanfattning, O. (2006). *How does industrial symbiosis influence environmental performance?* Linkopings Universitet.
- Ramsheva, Y. K., Prozman, E. J., & Wæhrens, B. V. (2019). Dare to make investments in industrial symbiosis? A conceptual framework and research agenda for developing trust. *Journal of Cleaner Production*, 223, 989–997. <https://doi.org/10.1016/j.jclepro.2019.03.180>
- Santos, V. E. N., & Magrini, A. (2018). Biorefining and industrial symbiosis: A proposal for regional development in Brazil. *Journal of Cleaner Production*. <https://doi.org/10.1016/j.jclepro.2017.12.107>
- Schiller, F., Penn, A. S., & Basson, L. (2014). Analyzing networks in industrial ecology - A review of Social-Material Network Analyses. In *Journal of Cleaner Production*. <https://doi.org/10.1016/j.jclepro.2014.03.029>
- Short, S. W., Bocken, N. M. P., Barlow, C. Y., & Chertow, M. R. (2014). From refining sugar to growing tomatoes: Industrial ecology and business model evolution. *Journal of Industrial Ecology*, 18(5), 603–618. <https://doi.org/10.1111/jiec.12171>
- Usón, S., Valero, A., & Agudelo, A. (2012). Thermoconomics and Industrial Symbiosis. Effect of by-product

integration in cost assessment. *Energy*. <https://doi.org/10.1016/j.energy.2012.04.016>

WBCSD. (2006). *WBCSD ECO-EFFICIENCY*.

Yazan, D. M., Romano, V. A., & Albino, V. (2016). *The design of industrial symbiosis: an input-output approach*.
<https://doi.org/10.1016/j.jclepro.2016.03.160>