

Online Research @ Cardiff

This is an Open Access document downloaded from ORCA, Cardiff University's institutional repository: <https://orca.cardiff.ac.uk/id/eprint/147618/>

This is the author's version of a work that was submitted to / accepted for publication.

Citation for final published version:

Vedantham, Lakshmi Srinivas, Zhou, Yue ORCID: <https://orcid.org/0000-0002-6698-4714> and Wu, Jianzhong ORCID: <https://orcid.org/0000-0001-7928-3602> 2022. ICT infrastructure supporting smart local energy systems: a review. IET Energy Systems Integration 10.1049/esi2.12063 file

Publishers page: <http://dx.doi.org/10.1049/esi2.12063>
< <http://dx.doi.org/10.1049/esi2.12063> >

Please note:

Changes made as a result of publishing processes such as copy-editing, formatting and page numbers may not be reflected in this version. For the definitive version of this publication, please refer to the published source. You are advised to consult the publisher's version if you wish to cite this paper.

This version is being made available in accordance with publisher policies.

See

<http://orca.cf.ac.uk/policies.html> for usage policies. Copyright and moral rights for publications made available in ORCA are retained by the copyright holders.



ICT Infrastructure Supporting Smart Local Energy Systems: A Review

Lakshmi Srinivas Vedantham¹, Yue Zhou^{2*}, Jianzhong Wu²

¹ Department of Electrical Engineering, Indian Institute of Technology Dhanbad, Jharkhand, India.

² School of Engineering, Cardiff University, Queen's Buildings, 14-17 The Parade, Cardiff, UK.

*zhouy68@cardiff.ac.uk

Abstract: Smart local energy systems (SLES) have been reported in the past decade, which are associated with diverse energy-carriers, components and objectives. This paper provides a comprehensive review of information and communications technology (ICT) infrastructure of smart local energy systems. A systematic survey of existing research work and industrial projects was provided to highlight, categorize and analyse the ICT infrastructure, which lays the foundation for the successful functioning of SLES. First of all, various SLES measurements are described and categorized based on the energy carriers and technologies. Then, communications infrastructure for SLES is described with communications technologies summarized. Moreover, the ICT infrastructures for SLES are categorized and summarized based on their objectives and technologies. Finally, the challenges and recommendations are presented. The findings from this paper are intended to serve as a convenient reference for developing future SLES.

1. Introduction

The power industry is the major source of carbon emissions in the world, contributing to about 31 percent of total emissions [1]. In order to reduce excessive greenhouse gas emissions from fossil fuel based centralized energy systems, various efforts are being made to utilize resources more efficiently and generate electricity with minimal, or even without carbon emissions [2]-[3]. In consideration of serious environmental issues caused thereby, new targets and milestones are being laid out in different countries [4]-[7], for encouraging localized renewable energy systems and achieving the zero-carbon transition.

However, a local energy system is challenging to handle as it usually relies heavily on intermittent renewable power generation. Additionally, the demand side of power systems would become more complex, with the increasing integration of heating and transport sectors with the electricity sector [8]. To address these challenges, smart local energy systems (SLES) are generally accepted as an important part of the future energy systems, owing to their diverse benefits [9]-[11]. The benefits of SLES include modernizing established networks, improving operational performance, promoting improvements in customer behaviors and experience, delivering innovative technologies and facilitating the shift to competitive low-carbon energy systems.

To date, the governments of various countries have laid various plans [12]-[18] for promoting SLES and have made substantial investment in various SLES demonstration projects. These programs were implemented with various supporting measures, such as financial support, and tried out new products and tools for SLES. They range greatly in size, from a community system to a large high-voltage distribution network. In conjunction with the governmental plans [4]-[7] and project initiatives [12]-[18], the roadmaps for the future low carbon transition were also put forward by various academic institutions, such as those in Denmark [18], Ireland [20] and Portugal [21]. Similar studies have also been conducted in many countries, e.g. the U.S. [22], China [23] and Croatia [24]. These efforts integrate multiple energy carriers (such as electricity, gas and heat) and

transport networks, in order to achieve a higher level of renewable energy integration and utilization and highlight the importance of information and communications technology (ICT) infrastructure in the success of SLES.

This paper provides a systematic survey of existing research work and industrial projects to categorize and analyze the ICT infrastructure supporting SLES, specifically in the following aspects: i) various measurements associated with multiple energy carriers in SLES, ii) communications infrastructure in SLES, and iii) ICT infrastructure regarding scheduling and management of SLES with various objectives. These aspects form the foundation for building a zero-carbon energy system, and therefore they are considered as an important part of developing a carbon-free society. The findings from this work will thus provide valuable guidelines for developing ICT infrastructure in future SLES.

Compared to existing relevant work, the novelty of this review paper is summarized as follows:

- The ICT infrastructure of SLES has been comprehensively identified, categorized and analyzed from the perspectives of measurements, communications, objectives and technologies.
- The ICT infrastructure has been revealed for multiple energy vectors in SLES including electricity, gas and heat.
- Key challenges and recommendations of ICT infrastructure of SLES have been identified and made.

2. The SLES Concept

In the majority of literature, the terms 'decentralized energy', 'community energy', and 'localized energy' were often used interchangeably with local energy systems. SLES is a new concept that incorporates the elements of the definitions of 'smart energy' and 'local energy', for which there has not been a unified description. This paper adapts the definition of SLES as,

"a locally and collectively organized system, which includes distributed energy conversion equipment supplying energy demand through local electrical network, gas

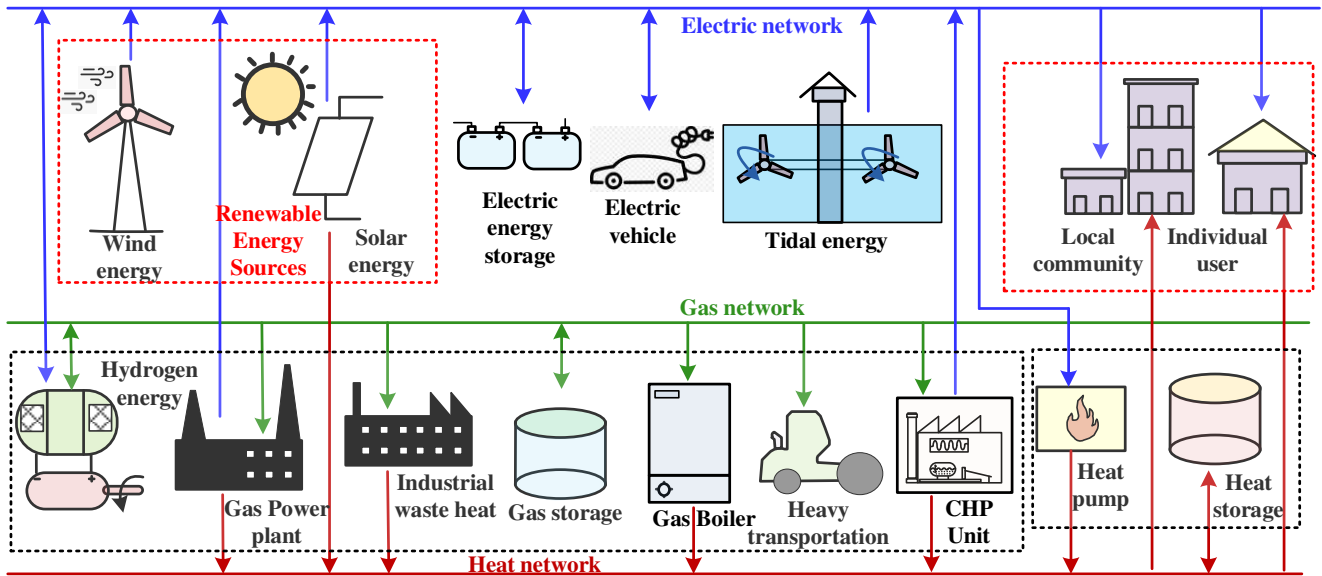


Fig. 1 Schematic of interaction between electric network, heat network and gas network

network, heat network and transportation network, and controlled by local authorities, including municipalities, or enterprises, based on voluntary and open participation, whose primary objective is to provide environmental, economic, financial, and social community benefits” (adapted from [25]).

The energy conversion equipment comprises various types of electrical technologies (like solar and wind power generation), heating technologies (like CHP – combined heat and power units) and gas technologies, along with energy storage systems. The day-to-day operation of multiple energy conversion equipment in SLES is crucial for achieving various benefits [26]. A highly efficient SLES development involves integrated multi-energy carriers [27]. This integrated approach optimizes the flow of energy among different energy-carriers and satisfies the multi-energy demand of community users, while facilitating energy trading with and ancillary service provision to the neighborhood energy systems and the bulk energy networks [25]-[26].

Some of the studies concentrated on the infrastructure and physical elements with certain features, such as efficiency and accessibility [30], while others concentrated on the intents of the programs, such as emissions mitigation, network and service stability, and profitability [28]. Essentially, SLES are expected to render a cost-effective [28], more productive [29], more stable [30] and more sustainable system [28]. The specific meanings of terms ‘smart’, ‘local’ and ‘energy systems’ in SLES are summarized in the report [31].

3. Review of Measurements In SLES

This section highlights the key measurements of different energy carriers in SLES, which include electricity, heat and gas. A schematic of interaction between electrical, heat and gas energy carriers is shown in Fig. 1. Note that the gas networks in this paper refer to those carrying natural gas and also those carrying hydrogen and other alternative green gases. As indicated by the practice and plan in the UK, most existing gas networks currently carry natural gas, but to allow bio-methane and hydrogen injection to natural gas and

conversion of the gas networks to deliver hydrogen are important options for decarbonization for the future.

Each of these energy carriers is equipped with specific measurements corresponding to their components. Besides, there are measurements of the coupling components, which act as interface for exchange of energy between different energy networks. The measurements associated with all these components are further categorized into the measurements for operation and management of SLES. As the names suggest, the ‘operation-oriented’ measurements are short-term (hourly or shorter) measurements, which mainly include performance indicators and the energy imports/ outputs of the components. By contrast, the ‘management-oriented’ measurements mainly include long-term measurements such as energy supply/consumption for billing purposes and energy efficiencies. Besides, there are measurements supporting flexibility markets, e.g., those for dynamic pricing and demand response solutions [32]-[34]. All these measurements are categorized and reported in this section. Fig. 2 depicts the key measurements in the integrated energy networks in SLES, where the ‘operation-oriented’ measurements are depicted in red text, flexible market supporting measurements in black text, and the ‘management-oriented’ measurements in purple text.

3.1. Measurements Associated with Electric Energy Carrier

The components of the electrical network in SLES include, i) electricity supply such as solar PV farms, wind farms, hydro-energy generators, tidal-energy generators and supply from the bulk power grid; ii) electric energy storage (EES) units which include batteries, super capacitors, flywheels, etc.; and iii) electric loads with the charging of electric vehicles included. All these measurements are reported as follows.

3.1.1 Generators: The operation-oriented measurements include electric power outputs from the generators (e.g., solar/wind/hydro generators), and voltage

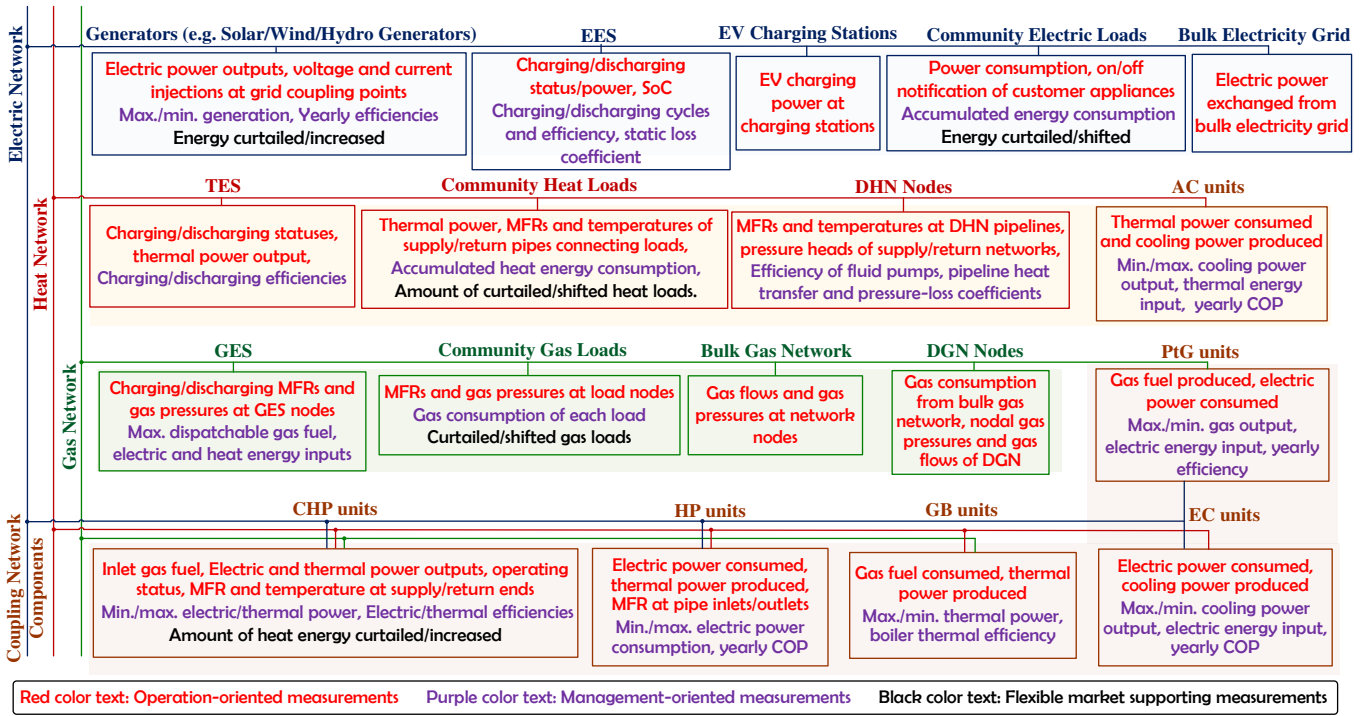


Fig. 2. Key measurements associated with multi-carrier local energy networks

and current injections at the grid coupling points [35]-[36]. The management-oriented measurements include the accumulated energy output, average efficiencies, maximum and minimum power generated from these generators, etc. [37]-[38]. The measurements associated with flexibility markets include the amount of power/energy changed (e.g., curtailed/increased) and the corresponding time duration for providing flexibility services [39].

3.1.2 Electric energy storage systems: The operation-oriented measurements include operating (charging/discharging) statuses of the EES, the amount of electric power charged/discharged by/from the EES, energy stored in the EES, and the associated state of charge (SOC) [35], [38], [40]. While the EES plays a vital role in the commercial sector, it also plays an important role in energy harvesting and management in the local energy systems [41]-[42]. The management-oriented measurements include the number of charging/discharging cycles of the EES, charging and discharging efficiencies of the EES, and the static loss co-efficient [37]-[38].

3.1.3 Electric loads: The operation-oriented measurements include the power consumption, voltage and current injections at various load buses and on/off notification of customer appliances [35]-[36], [43], and EV charging power and energy consumption at charging stations [36], [44]-[47]. EV charging load is separately emphasized here considering its special importance due to that it will greatly increase both the total and peak electricity consumption of SLES and at the same time act as an important source of flexibility to support SLES. The flexibility markets related measurements include the amount/duration of power curtailed/shifted [36], [39]. The management-oriented measurements include energy consumption for billing purposes and energy efficiencies [37]-[38].

3.1.4 The bulk electricity grid: The measurements include electric power exchanged from the bulk electricity grid, and maximum and minimum power exchanged with the grid [35]-[36], [38].

In the context of capturing the SLES electric network measurements, advanced metering infrastructure (AMI) [48] is regarded as an important support for SLES, which facilitates demand information availability and load control with two-way communications in real time. Smart electric meters collect information from end users' devices and appliances, while also having some capability to control the devices [49]. Specifically, smart meters enable the following functions [49]-[50]: 1) two-way end-to-end communication, 2) automatic metering and billing; 3) appliance monitoring and control, 4) detection and diagnosis of system faults, 5) data storage and management.

There are also other measuring devices associated with the electricity grid including phasor measurement units (PMUs) and remote terminal units (RTUs), but they are usually installed at higher voltage levels than those of SLES, generally above 11kV, thus not described in detail in this paper.

3.2. Measurements Associated with Heat Energy Carrier

The heat networks in SLES attract many interests from the researchers in the past decades [51]-[52]. Like electrical networks, heat networks also consist of heat generation units, storage units and heating load. The heat generation units such as CHP and electric heat pumps are considered as coupling components in this report which will be introduced in the Section 3.4. The measurements corresponding to various heat network components are reported as follows.

3.2.1 Thermal energy storage systems (TES): The operation-oriented measurements include operating

(charging/discharging) statuses of TES, thermal power charged/discharged, and energy stored in TES [53]-[55]. The management-oriented measurements include charging and discharging efficiencies of TES [56]-[57].

3.2.2 Heating loads: The operation-oriented measurements include heat power of loads, mass flow rates (MFRs) and temperatures of supply and return pipes connecting the loads [58]-[61]. The management-oriented measurements include the accumulated amount of heat energy consumed by each load [56]-[57]. The flexibility markets related measurements include the amount and duration of loads curtailed/shifted [53], [62].

3.2.3 District Heating Network (DHN): The operation-oriented measurements include mass flow temperature at the inlet and outlet of pipelines in supply/return DHN, mass flow rates of heat stations in DHN, pressure heads of the supply/return DHN, mixed temperature at a node in supply/return DHN, minimum/maximum temperature at different nodes in supply/return DHN, and water flow at different nodes in DHN [53]-[54], [62]-[63]. The management-oriented measurements include total rate of heat energy available at the central source for district heating need, available heat energy at central energy source, efficiency of water pumps in heat stations, heat transfer coefficient of pipelines, and coefficients of pressure loss in water pipelines [56]-[57].

In the context of capturing the heat network measurements, authors in [64] briefly discussed heat meter production, but smart heat meters have not been addressed. In comparison with smart electric meters, there are far fewer studies on smart heat meters. Over recent decades, however, DHN firms have developed intelligent metrology and technologies, which borrows experiences of electric power systems, to gather useful knowledge of DHNs [64]-[65], paving the path towards smart heat meters. As the European countries have a number of approximately 6000 DHNs with the estimated revenue of EUR 25-30 billion [66], Europe has become the region with the largest potential for smart heat metering, especially in the Scandinavian countries.

3.3. Measurements Associated with Gas Energy Carrier

The gas system in SLES usually includes community gas consumption (gas loads) and gas energy storage (GES) units [67]-[68]. The operator of SLES governs the exchange of gas with these components in a community gas system, along with exchange of energy with the bulk gas network. The measurements associated with gas energy carrier are summarized as follows.

3.3.1 Gas energy storage systems: The operation-oriented measurements include pressure and charging/discharging mass flow rates of gas at GES nodes [69]-[71]. The management-oriented measurements include maximum dispatchable gas fuel, the accumulated gas output and electric and heat energy inputs of GES [70]-[71].

3.3.2 Gas consumption: The operation-oriented measurements include gas flow rates and gas pressure in the pipelines at the gas load nodes [69], [72]-[73]. The

management-oriented measurements include gas consumption of each load [74]-[75]. Flexibility markets related measurements include the amount and duration of gas loads curtailed/shifted [68]-[69].

3.3.3 The bulk gas network and district gas networks (DGN): The measurements include gas flow and pressure at branches of a gas network, the gas flow rate from the bulk gas network to DGN, nodal gas pressures at different nodes of DGN and the maximum and minimum gas exchanges [69], [72]-[74].

In the context of capturing the gas network measurements, the production of domestic gas meters has been examined in [76], with the emphasis on versatile and realistic methods for calculating MFRs in gas networks. Around 400 million mechanical gas meters are in service in the world, slowly replaced by smart gas meters. For instance, in the UK, the government planned to replace 53 million gas and electricity meters across the UK with smart meters, and in Italy, 16 million gas meters were prepared to be installed [77]-[78]. Also in China, the current prepaid meters are gradually replaced by smart gas meters equipped with single- or double-way communication modules.

3.4. Coupling Components in Integrated Energy Networks

Besides the various components associated with the electric, heat and gas networks respectively, there are coupling components, which exchange energy with multiple energy carriers simultaneously, mainly including CHPs, heat pumps, adsorption chillers, electric chillers, gas boilers and power to gas units. The measurements corresponding to these units are highlighted as follows.

3.4.1 CHP plants: The operation-oriented measurements include thermal power output, mass flow rate and temperature of the supply and return fluid, electric power output, and inlet gas fuel consumption of the plants [53], [58]-[59], [69]-[72]. The management-oriented measurements include the accumulated energy output of each CHP unit, annual average electric and thermal efficiencies, minimum and maximum electric and thermal power of each unit [56]-[57]. The measurements regarding flexibility markets include the amount/duration of power/heat generation changed (e.g. curtailed/increased) [62], [68].

3.4.2 Heat pumps (HPs): The operation-oriented measurements include electric power consumed and heat power produced by heat pumps [53], [58], [73]. The management-oriented measurements include accumulated electric energy consumption and thermal energy output of HPs, and annual average coefficient of performance of HPs [56]-[57].

3.4.3 Gas boilers (GBs): The operation-oriented measurements include the gas power consumed by boilers and thermal power output of the boiler units [54], [56], [79], while the management-oriented measurements include accumulated gas consumption and thermal generation, and annual average boiler thermal efficiency [57], [75].

3.4.4 Power-to-gas (PtG) units: The operation-oriented measurements include the gas fuel produced and electric power input to the PtG units while the management-oriented measurements include accumulated electrical energy consumption and average efficiency [70]-[71], [80].

3.4.5 Electric chillers (ECs) and Absorption chillers (ACs): The operation-oriented measurements with ECs include electric power consumed and cooling power produced by ECs, while the management-oriented measurements include accumulated electrical energy consumption and cooling energy output, and annual average coefficients of performance of ECs [61], [81]. The operation-oriented measurements with ACs include the amount of thermal power input and cooling power output while the management-oriented measurements include the accumulated amount of thermal and cooling energy output, and its average coefficient of performance [79]-[80].

4. Communications Infrastructure in SLES

The communications infrastructure plays a crucial role to accomplish the various objectives of SLES (e.g., cost saving, carbon minimization, demand side management). This section introduces the communications infrastructure in SLES, which will support the transmission of measurements, data and control signals between various measuring devices (e.g., smart electric/gas/water/heat meters), data concentrators and control centers, to facilitate the process of monitoring, scheduling and planning associated with SLES.

4.1. Communications Technologies for SLES

The potential communications technologies in SLES are broadly classified into wired and wireless technologies.

4.1.1 Wired Communications Technologies: The wired communications technologies include the well-known fiber-optic communications [82], which are immune to electromagnetic and radio interference, and power line communication (PLC) technology, that carries data by using existing power lines [82]-[83]. They can provide communication services for several scenarios relevant to SLES including automatic meter reading (AMR), advanced metering infrastructure (AMI) and home area networks (HAN) [83]-[84].

Fiber optical network architectures such as the synchronous optical networking and synchronous digital hierarchy (SONET/SDH) are capable of delivering varying data levels at the link, convergence, and core stages. They include frameworks for multi-service provisioning applications [85]. Because of the flexibility and cost-effectiveness of Ethernet, implementing IP with Multi-Protocol Label Switching (MPLS) to accomplish Ethernet transportation over SONET/SDH on the current packet switching networks would improve stability, quality of service (QoS), and protection in SLES. These can provide rates of 40 Gbps in 100 Gigabit Ethernet (GbE) [86]. Similarly, Ethernet and Gigabit passive optical networks (EPON/GPON) [87]-[88] employ multiple optical-electrical solutions to have adequate power for large-scale data processing as well as high-speed data transfer of network connectivity. They deploy fiber optics to the end-user in

SLES to support premises networks of local communities, by offering broad versatility in the distribution and synchronization of optical signals at the same time.

On the other hand, PLC utilizes the power lines to provide a communication network to support conventional power distribution services like load control and remote measurement. It employs low-frequency (several kHz) narrowband (NB) and high-frequency (several kHz) broadband (BB) technologies and inherits the advantages of i) cheap cable building through the use of existing cable systems, and ii) power supplies in premises network. The recently developed E-Line system is capable of accommodating a substantially improved data rate of over 1 Gbps and works between 100 MHz and 10 GHz [88]. However, PLC often faces concerns of attenuation, vibration and interference that are present in RF communications. The specifications of Home Plug™ Powerline Alliance include IEEE P1775, P1901, POWERNET, and ETSI PLT [89]-[90].

4.1.2 Wireless Communications Technologies: Wireless technologies such as cellular networks and LAN WiFi networks are well-equipped today and can be quickly implemented. The LTE Enhanced 4G and 5G networks for the SLES potentially have the most compelling benefit of being able to reduce updating expense of the current networks for the incumbents and equipment companies. The critical importance of 5G networks, along with its traffic requirements in smart energy systems, is identified in [90].

The Wi-Fi technology is based on the Wi-Fi protocol IEEE 802.11. IEEE 802.11a/b/g/n is specified and is used in frequency bands between 2.4 and 5 GHz [91]. This offers net data speeds for IEEE 802.11a/b/g running on a 20 MHz channel between 1 Mbps and 54 Mbps [91]. The IEEE 802.11n extension, which allows higher net data speeds up to 600 Mbps provided by 20 or 40MHz channels [92], includes multiple input and multiple output in the range of 26 Mbps.

Unfortunately, WiFi is vulnerable to the challenges and selection of functionality absent from roaming and authentication. Therefore, new and evolving WiMAX IEEE 802.16 and P802.16m/n 5G systems, all of which enable fixed and mobile internet wired networking, are most likely to incorporate WiFi and offer better security and efficiency. The two main backers of WiMAX construction technologies are Sprint and its staff, Grid Net Inc.

Besides, wireless mesh networks (WMN) could be used for SLES [93]. WMN depends primarily on IEEE 802.11 for secure and inexpensive mesh networking and simple deployment. WMN, which was initially built for group or neighborhood interactions, is perceived to be one of the reliable methods to support SLES.

In terms of broader range coverage and a greater number of devices integrated throughout its network, ZigBee [94] is a reliable and streamlined solution for many applications regarding SLES.

Finally, the satellite communication emerged as a good solution for remote control and monitoring data in smart systems [95]. Authors in [95] pointed out its advantages as a cost-effective communications system for renewable generation deployments, such as PV energy/wind energy.

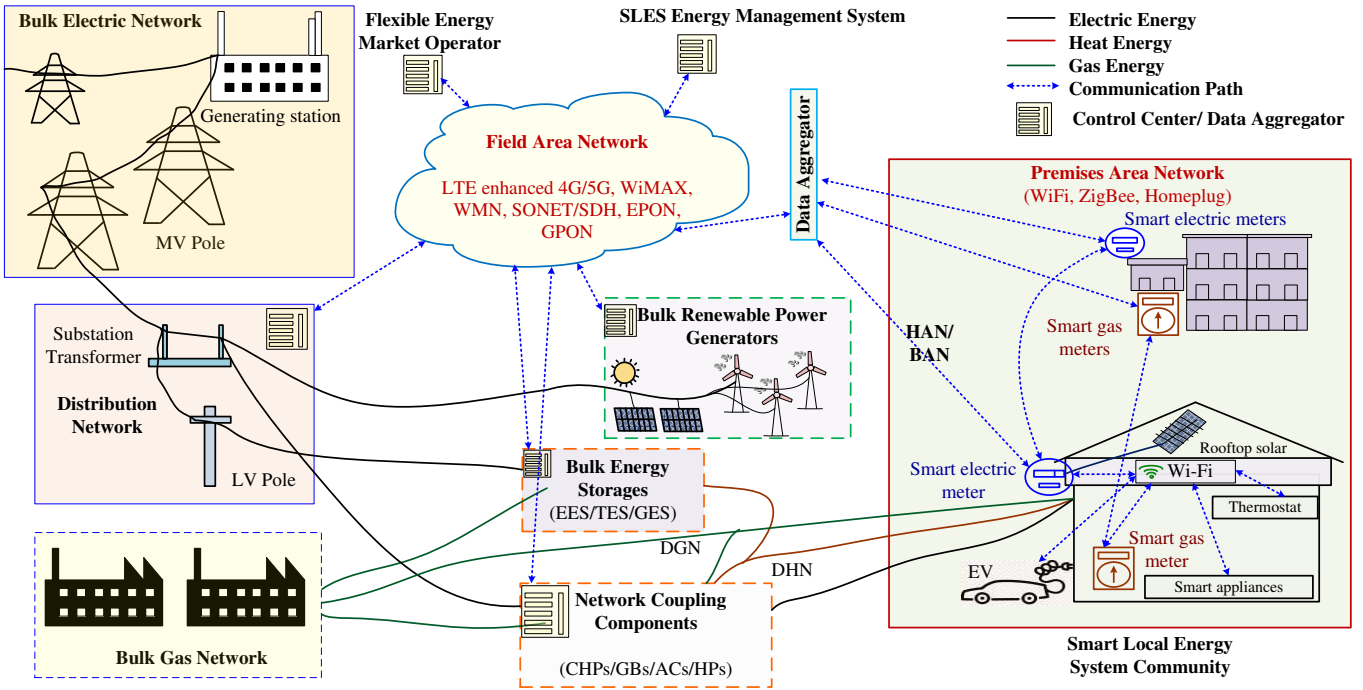


Fig. 3 An example of communications infrastructure in SLES

4.2. Communication Time Intervals and Scheduling Horizons Associated with SLES

In SLES, smart meters usually routinely send the metering data, while the data collection period from other sources can still be changed for various purposes according to specific need.

The communication time intervals of data in SLES (i.e. how frequently the data are sent/received) may also be relevant with the time resolution of the scheduling conducted in SLES, e.g., the day-ahead generation or load scheduling with hourly update, as those in [36], [43]-[44], [63], [73]-[74]. Besides this, the flexibility markets in SLES usually involve frequent update of prices (e.g. in dynamic pricing) and the corresponding change in energy consumption/generation of various devices or energy exchange with the external power grid [32]-[34], [53], [68]. Essentially, the data exchange and the frequency need to be sorted through the various communication paths/routes.

4.3. Integrated Communications Infrastructure in SLES

Heterogeneous communications networks and technologies need to be integrated for achieving effective communication in SLES. It comprises *i)* HAN, Building Area Networks (BAN) and Industrial Area Networks (IAN) for the automation of homes, buildings and industrial sites; *ii)* Field Area Networks (FAN) and Neighborhood Area Networks (NAN) for linking various homes, buildings, industrial sites, local generators, etc. in SLES; *iii)* Wide Area Network (WAN) for linking entities in SLES with faraway flexibility service providers, utilities, etc. SLES could take advantage of established communications networks to reduce the expense. On the other hand, SLES could also create new communications networks if existing ones cannot fit for purpose or the rental charges are too high.

An example of communications infrastructure in SLES is presented in Fig. 3. The communication

environments in SLES mainly include *premises area network* and *field area network*. The *premises area network* is responsible for the communication of data from smart meters to data aggregators [96]-[97]. There are a number of wired/wireless communication technologies available for this purpose, which could ensure broadband speed [96], [98]. The *premises area network* also includes HAN, using IEEE 802.15.4 and IEEE 802.11 specifications for example, with which the home energy management system controls various components such as a smart thermostat, EV and rooftop solar panels [86], [96], [98]. The *field area network* links the data aggregators in the AMI and some other devices to the control centers of electricity distribution network operators and smart local energy system operators [96]-[97], [99]. The network needs to be simple, cost-effective and versatile, and is usually supported by the modern cellular technologies [96]-[97]. Wired technologies are sometimes preferred for this network to handle huge loads of data with good internet connectivity.

5. ICT Infrastructure for SLES With Various Objectives

The form of ICT infrastructure is decided by the objectives to be accomplished in particular SLES, such as cost minimization, demand side management (DSM) and carbon savings. These objectives are mainly accomplished through solving various optimization problems with integrated energy network models involved. Some examples include those in MODEST [100], Perseus-RES [101], ICS-EM [102] and IRES [103]. The data from smart meters (electricity, heat and gas) provide important basis for the SLES operators to conduct scheduling and achieve various objectives. The objectives, energy carriers involved, key components, key measurements, communication frequencies and scheduling horizons associated with various SLES are summarized in Table 1.

Table 1 Summary of various SLES attributes based on the survey of academic studies

Ref.	Objective	Scheduling Horizons	Time Resolution of Data	Energy carriers & Components	Key Measurements		
					Generation side	Demand side	Storage
[35], [38]	Cost Minimization	Day-Ahead	Hourly	Electric Energy: <ul style="list-style-type: none"> Renewable (solar/wind) energy systems Electric vehicle Electrical energy storage Electric loads 	<ul style="list-style-type: none"> Output power and energy from local generators Power and energy exchange with the bulk power grid 	<ul style="list-style-type: none"> Electricity consumed Electricity demand changed for DSM EV Charging power and energy 	<ul style="list-style-type: none"> Output electric energy SoC
[36], [37]	Cost Minimization, DSM	Yearly/Day -Ahead	Hourly/Daily				
[39]	Cost Minimization, DSM	Day-Ahead	Hourly				
[43]-[44]	Cost Minimization, DSM	Yearly/Day -Ahead	Daily/ Hourly				
[48], [52]	Cost Minimization, DSM	Yearly/Day -Ahead	Daily/ Hourly	Electric and Heat Energies: <ul style="list-style-type: none"> Renewable (solar/wind) energy systems Electric vehicle Electrical energy storage Electric loads Chillers Heat pump Thermal energy storage Heating loads 	<ul style="list-style-type: none"> Heat energy output of CHP, AC, EC and HP Electric energy input of EC and HP Output power and energy from local electric generators Power and energy exchange with the bulk power grid 	<ul style="list-style-type: none"> Electricity and heat consumed Electricity and heat demand changed for DSM EV charging power and energy 	<ul style="list-style-type: none"> Output and stored electric/ heat energy, Charging/ discharging status of TES
[49]	Cost Minimization	Yearly/Day -Ahead	Hourly				
[50]	Cost Minimization, DSM	Day-Ahead	Hourly				
[53]-[56]	Cost Minimization	Yearly/Day -Ahead	Hourly				
[57]	Cost Minimization DSM, Carbon Savings	Yearly/ Monthly	Daily/ Hourly				
[58]-[59]	Cost Minimization	Yearly/Day -Ahead	Hourly				
[60], [62]	Cost Minimization, DSM	Yearly/Day -Ahead	Daily/ Hourly				
[61]	Cost Minimization, Carbon Savings	Yearly/Day -Ahead	Hourly				
[67]	Cost Minimization, Carbon Savings	Yearly/Day -Ahead	Monthly/ Daily	Electric, Heat and Gas Energies: <ul style="list-style-type: none"> Renewable (solar/wind) energy systems Electric vehicle Electrical energy storage Electric loads Chillers Heat pump Thermal energy storage, Heating loads CHP Gas Boilers PtG Gas Loads 	<ul style="list-style-type: none"> Heat energy output of CHP, AC, EC and HP Electric energy output of CHP and GB Electric energy input of PtG, EC and HP Gas input of CHP and GB 	<ul style="list-style-type: none"> Electricity, heat and gas consumed Electricity, heat and gas demand changed for DSM EV charging power and energy Pipeline pressures and temperatures at gas load nodes 	<ul style="list-style-type: none"> Output and stored electric/ heat energy, Charging/ discharging status of TES Gas input/ output of GES
[68]-[70]	Cost Minimization	Yearly/Day -Ahead	Daily/ Hourly				
[71]	Cost Minimization, DSM, Carbon Savings	Yearly/Day -Ahead	Hourly				
[72], [79]	Cost Minimization, Carbon Savings	Yearly/ Monthly	Daily/ Hourly,				
[73]-[74]	Cost Minimization	Yearly/Day -Ahead	Daily/ Hourly				
[75]	Cost Minimization, DSM	Yearly/Day -Ahead	Daily/ Hourly				

The various objectives with ICT infrastructure are consistent with the sustainable development goals (SDGs) identified in [104]. It has been pointed out in [104]-[105] that the ICTs are capable of providing powerful environmental and economic benefits, while economic benefits for the global energy consumption of the ICT sector are systematically analyzed in [106] along with the future predictions until 2030. Moreover, to enhance the operation of ICT sector with different objectives, an energy internet architecture is introduced in [107], for a scalable ICT infrastructure for the future renewable energy delivery. The relations between the trend of big data era and that of the various objectives with the ICT infrastructure, are reported in [108]-[109], through a comprehensive literature survey.

A brief review of various SLES projects in the UK [110]-[111] is also conducted. These projects are classified in terms of energy-carriers involved and the objectives of the projects. The details are listed in Table 2, where each project is represented with a particular letter in the alphabetical sequence, along with a particular color-code. It can be observed that, there are three sets of color codes and these sets are classified as per the location of the project: the green color corresponds to ‘England’, the sky-blue color for ‘Scotland’ and yellow color for the ‘Wales’. The alphabets in the ellipses depicting various projects, map with various energy-carriers and objectives. For example, project ‘V’ has its only objective as cost-minimization, and involves three energy networks (Electricity, Heat and Gas), while the project ‘F’ shares both objectives (i.e. cost minimization and carbon saving), but it is associated with only two networks (Electricity and Heat). The projects that share all the three objectives are separately indicated in the last row.

Figs. 4(a-b) depict the overall share of objectives and components of these projects. As shown in Fig. 4(a), a majority (80.7%) of the SLES projects in the UK are concerned with carbon emission reduction, and a good share (53.8%) of them involve optimization across multiple energy carriers. Similarly, Fig. 4(b) represents the overall share of various technologies involved in the SLES projects.

6. Challenges and Recommendations

The primary challenges being faced with SLES are more of an integration issue than the technical ones, with the technological components in various energy vectors becoming increasingly commercially viable. A successful business plan needs to combine all the aspects of SLES so that all the parties involved can benefit. This requires innovatively optimizing the technological framework with modern business models in the dynamic market environment.

The main findings and recommendations from this work are summarized as follows.

- a) ICT infrastructure of SLES includes, *i*) measurements at generation, demand, storage devices and energy network nodes, *ii*) communications

technologies and *iii*) communications networks which transmit measurements, data and control signals between devices, data concentrators and control centres.

- b) There is no ‘silver bullet’ ICT solution that fits all. The configuration and requirements of the ICT infrastructure of SLES, vary with four key features of SLES, namely, *i*) energy vectors, *ii*) technology mix, *iii*) objectives and *iv*) time horizons and resolutions of management.
- c) Mapping the type of ICT infrastructure that will be needed for certain types of SLES is essential. This review enables to identify the types and features of ICT infrastructure for effective design, analysis and operation of SLES.
- d) Most existing ICT solutions are dedicated to specific devices, system configurations or objectives. Future ICT infrastructure of SLES needs to be designed and operated from a ‘whole system’ perspective, to be more efficient and economical, and from a ‘forward-looking’ perspective to be more flexible and open to changes.
- e) Cyber security of the ICT infrastructure in SLES is still understudied and rarely focused on in practical projects, and more investments are needed in this area foreseeing the wide deployment of SLES in the future.

7. Conclusions

A review of information and communications technology infrastructure of smart local energy systems has been conducted, through a systematic survey of existing research work and industrial projects. First, the measurements in SLES have been categorized based on the energy carriers and systematically summarized. Then both wired and wireless communications technology candidates have been summarized in the context of SLES. The relationship between the communication time intervals and the time resolution of the scheduling in SLES has been discussed. The integrated communications infrastructure of SLES is also discussed. Moreover, the ICT infrastructures for SLES have been categorized and summarized based on the objectives and technologies in SLES.

Finally, the major challenges and recommendations are presented for the ICT infrastructures for SLES. While the major challenges faced are more about integration than just the technical, recommendations have been made for developing ICT infrastructures for SLES, including the major components summarized, the importance of developing ICT infrastructures according to specific key features and needs of SLES, developing flexible and open ICT infrastructures from ‘whole system’ and ‘forward-looking’ perspectives and more study and investment needed for addressing cyber security issues.

Table 2 Summary of Local Energy Systems Projects - with the Corresponding Objectives and Energy-Networks Addressed

Networks Involved	Electric Power Network	Heat Network	Gas Network	Networks with EV Charging Stations*	SLES Projects in the UK [110]-[111]			
					A	M	O	W
Focus Objective					A	M	O	W
Cost Minimization					B	N		
Carbon Emission Reduction					C			
Demand Side Management					D	P		
					E	Q		
					F	R		
Projects that include all the three objectives					G	S		
					H	T		
					I	U		
					J	V		
					K	W		
L								

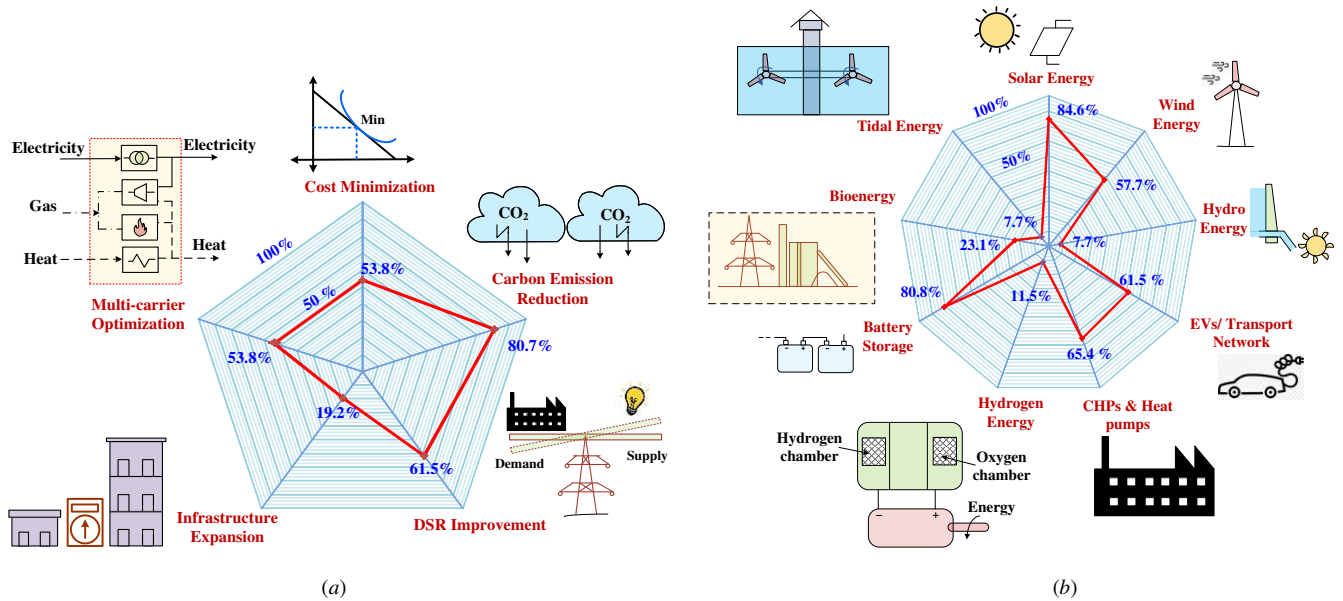


Fig. 4 Selected SLES projects in the UK (a) Share in objectives (b) Share in technologies employed

8. Acknowledgments

This research was conducted as a part of the Energy Revolution Research Consortium - Core – EnergyREV (EP/S031863/1) which is funded as a part of the Industrial Strategy Challenge Fund’s Prospering from the Energy Revolution (PFER) programme.

Dr Lakshmi Srinivas Vedantham was a Research Associate at School of Engineering, Cardiff University when he finished the work and wrote this paper. He moved to IIT Dhanbad during the revision of the paper.

9. References

- [1] Center for climate and energy solutions, 2019. Available at: <https://www.c2es.org/content/international-emissions/>, Accessed: April 2021
- [2] Qi, J., Liu, L., Shen, Z., et al.: ‘Low-carbon community adaptive energy management optimization toward smart services’, *IEEE Trans. Ind. Inform.*, 2020, 16, (5), pp. 3587-3596
- [3] Transforming Our World: The 2030 Agenda for Sustainable Development, UN General Assembly, New York, NY, USA, 2015.
- [4] Seattle Office of Sustainability and Environment. Seattle climate action plan. Seattle, WA: Seattle Office of Sustainability and Environment, 2013.

- [5] Hohmeyer, O., Beer, M., Jahn, M., *et al.*: 'Master plan 100% climate protection Flensburg: CO₂ neutrality and halving of energy requirements by 2050', 2013.
- [6] Pstergaard, P., Mathiesen, B., Möller, B., *et al.*: 'A renewable energy scenario for Aalborg municipality based on low-temperature geothermal heat, wind power and biomass', *Energy*, 2010, 35, (12), pp. 4892-4901
- [7] California Environmental Protection Agency, California's clean energy future: implementation plan. California, USA, 2020.
- [8] The carbon plan: Delivering our low carbon future. 2015. Available at -<https://assets.publishing.service.gov.uk/government/uploads/>, Accessed: April 2021
- [9] Qi, J., Lai, C., Xu, B., *et al.*: 'Collaborative energy management optimization toward a green energy local area network', *IEEE Trans. Ind. Inform.*, 2018, 14, (12), pp. 5410-5418
- [10] Yu, A., Zhang, T., Du, Y., *et al.*: 'Energy hub model for energy management in energy internet', *The Journal of Engineering*, 2019, (9), pp. 5432-5438
- [11] Zarif, M., Khaleghi, S., Javidi, M.: 'Assessment of electricity price uncertainty impact on the operation of multi-carrier energy systems', *IET Generation, Transmission & Distribution*, 2015, 9, (16), pp. 2586-2592
- [12] U.K. industrial strategy: Prospering from energy revolution, 2019. Available at - <https://es.catapult.org.uk/wp-content/uploads/>, Accessed: April 2021
- [13] The local energy revolution: 4 energy demonstrators announced, 2019. Available at- <https://innovateuk.blog.gov.uk/>, Accessed: April 2021.
- [14] Zhongying, W., Sandholt, K.: 'Thoughts on China's energy transition outlook', *Energy Transitions*, 2019, 3, (1-2), pp. 59-72
- [15] Saundry, D.: 'Review of the United States energy system in transition', *Energy, Sustainability and Society*, 2019, 9, (4), pp. 1-32
- [16] Lund, H. & Mathiesen, B.: 'Energy system analysis of 100% renewable energy systems—The case of Denmark in years 2030 and 2050', *Energy*, 34, (5), pp. 524-531
- [17] Candelise, C., Gianluca, R.: 'Status and evolution of the community energy sector in Italy', *Energies*, 2020, 13, (8), 1888
- [18] Robert, K., Locatelli, L.: 'Germany could be a model for how we'll get power in the future', *National Geographic*, 2015, 15
- [19] Lund, H., Hvelplund, F., Mathiesen, B., *et al.*: 'Coherent energy and environmental system analysis', *Department of Development and Planning, Aalborg University*, 2011, pp. 1-94
- [20] Connolly, D., Mathiesen, B.: 'A technical and economic analysis of one potential pathway to a 100% renewable energy system', *Int. J. Sustain. Energy Plan. Manag.*, 2014, 1, pp. 7-28
- [21] Fernandes, L., Ferreira, P.: 'Renewable energy scenarios in the Portuguese electricity system', *Energy*, 2014, 69, pp. 51-57
- [22] Jacobson, M., Cameron, M., Hennessy, E., *et al.*: '100% clean and renewable wind, water, and sunlight (WWS) all-sector energy roadmaps for the 50 United States', *Sustainable Cities and Society*, 2015, 42, pp. 22-37
- [23] Liu, W., Mathiesen, B., Zhang, X.: 'Potential of renewable energy systems in China', *Appl. Energy*, 2011, 88, pp. 518-25
- [24] Cerovac, T., osic, B., Pukšec, T., *et al.*: 'Wind energy integration into future energy systems based on conventional plants – the case study of Croatia', *Appl. Energy*, 2014, 135, pp. 643-55
- [25] Briefing: Common rules for the internal electricity market, European Parliament, 2018. Available at: <https://www.europarl.europa.eu/Reg-Data/>, Accessed: April 2021
- [26] O'Brien, S., Monteiro, C., Gancheva, M., *et al.*: 'Models of local energy ownership and the role of local energy communities in energy transition in Europe', *European Committee of the Regions and Milieu Ltd.*, 2018, pp. 1-79
- [27] Waenn, A., Connolly, D., Gallachóir, B.: 'Investigating 100% renewable energy supply at regional level using scenario analysis', *Int J Sustain Energy Plan Manag.*, 2014, 3, pp. 21-32
- [28] Ilieva, I., Bremdal, B., Ødegaard O., *et al.*: 'Design characteristics of a smart grid dominated local market', *IET Conference Proceedings, Helsinki, Finland*, 2016, pp. 185
- [29] Bremdal, A., Olivella-Rosell, P., Rajasekharan, J., *et al.*: 'Creating a local energy market', *IET CIRED - Open Access Proceedings Journal*, 2017, (1), pp. 2649-2652
- [30] Haitao, L. *et al.*: 'Research on the conceptual model of smart energy system', Proc. IEEE Conference on Energy Internet and Energy System Integration, 2018, pp. 1-6
- [31] Ford, R., Maidment, C., Vigurs, C., *et al.*: 'Smart local energy systems: A conceptual review and exploration', SocArXiv, 2019, pp. 1-32 (doi:10.1016/j.techfore.2021.120612)
- [32] Chen, Y., Wei, W., Liu, F., *et al.*: 'Energy trading and market equilibrium in integrated heat-power distribution systems', *IEEE Trans. Smart Grid*, 2019, 10, (4), pp. 4080-4094
- [33] Deng, L., Li, Z., Sun, H., *et al.*: 'Generalized locational marginal pricing in a heat-and-electricity-integrated market', *IEEE Trans. Smart Grid*, 2019, 10, (6), pp. 6414-6425
- [34] Zhang, H., Li, Y., Gao, D., *et al.*: 'Distributed optimal energy management for energy internet', *IEEE Trans. Ind. Inform.*, 2017, 13, (6), pp. 3081-3097
- [35] Wu, Y., Ravey, A., Chrenko, D., *et al.*: 'A real time energy management for EV charging station integrated with local generations and energy storage system', Proc. IEEE Transportation Electrification Conference and Expo, Long Beach, CA, 2018, pp. 1-6
- [36] Mnatsakanyan, A., Kennedy, S.: 'A novel demand response model with an application for a virtual power plant', *IEEE Trans. Smart Grid*, 2015, 6, (1), pp. 230-237
- [37] Xie, S., Hu, Z., Zhou, D., *et al.*: 'Multi-objective active distribution networks expansion planning by scenario-based stochastic programming considering uncertain and random weight of network', *Applied Energy*, 2018, 219, pp. 207-225
- [38] Xie, S., Hu, Z., Yang, L., *et al.*: 'Expansion planning of active distribution system considering multiple active network managements and the optimal load-shedding direction', *International Journal of Electrical Power & Energy Systems*, 2020, 115, 105451
- [39] Lezama, F., Soares, J., Hernandez-Leal, P., *et al.*: 'Local energy markets: paving the path toward fully transactive energy systems', *IEEE Trans. Power Systems*, 2019, 34, (5), pp. 4081-4088
- [40] Hidalgo-Leon, R., Urquizo, J., Jacome-Ruiz, P., *et al.*: 'Modeling battery under discharge using improved thevenin-shepherd electrical battery model', *IEEE Vehicle Power and Propulsion Conference (VPPC)*, 2018, pp. 1-5
- [41] Hidalgo-León, R., Urquizo, J., Macías, J. *et al.*: 'Energy Harvesting Technologies: Analysis of their potential for supplying power to sensors in buildings', *IEEE third ecuador technical chapters meeting (etcm)*, 2018, pp. 1-6
- [42] Ruben, H., Siguenza, D., Sanchez, C., *et al.*: 'A survey of battery energy storage system (BESS), applications and environmental impacts in power systems', *IEEE second ecuador technical chapters meeting (etcm)*, 2017, pp. 1-6
- [43] Li, C., Yu, X., Yu, W., *et al.*: 'Efficient computation for sparse load shifting in demand side management', *IEEE Trans. Smart Grid*, 2017, 8, (1), pp. 250-261
- [44] Vivekananthan, C., Mishra, Y., Ledwich, G., *et al.*: 'Demand response for residential appliances via customer reward scheme', *IEEE Trans. Smart Grid*, 2014, 5, (2), pp. 809-820
- [45] Li, G., Sun, Q., Boukhatem, L., Wu, J., & Yang, J., 'Intelligent vehicle-to-vehicle charging navigation for mobile electric vehicles via VANET-based communication', *IEEE Access*, 2019, (7), pp. 170888-170906
- [46] Li, G., Gong, C., Zhao, L., *et al.*: 'An efficient reinforcement learning based charging data delivery scheme in VANET-enhanced smart grid', *IEEE International Conference on Big Data and Smart Computing (BigComp)*, 2020, pp. 263-270
- [47] Li, G., Boukhatem, L., Zhao, L., & Wu, J.: 'Direct vehicle-to-vehicle charging strategy in vehicular ad-hoc networks', *IFIP International Conference on New Technologies, Mobility and Security (NTMS)*, 2018, pp. 1-5
- [48] Queen, E.: 'Smart meters and smart meter systems: A metering industry perspective', EEI-AEIC-UTC White Paper, Washington, DC, USA, 2011, pp. 1-35
- [49] Sun, Q., *et al.*: 'A comprehensive review of smart energy meters in intelligent energy networks', *IEEE Internet of Things Journal*, 2016, 3, (4), pp. 464-479
- [50] Sun, H., Hatzigaryiou, N., Poor, H., *et al.*: 'Smarter Energy: From Smart Metering to the Smart Grid', *Power and Energy, Institution of Engineering and Technology (IET)*, Dec. 2016
- [51] Bhattacharya, S., Chandan, V., Arya, V., *et al.*: 'Demand response for thermal fairness in district heating networks', *IEEE Trans. Sustain. Energy*, 2019, 10, (2), pp. 865-875
- [52] Li, Z., Wu, W., Shahidepour, M., *et al.*: 'Combined heat and power dispatch considering pipeline energy storage of district heating network', *IEEE Trans. Sustain. Energy*, 2016, 7, (1), pp. 12-22
- [53] Cao, Y., Wei, W., Wu, L., *et al.*: 'Decentralized operation of interdependent power distribution network and district heating network: a market-driven approach', *IEEE Trans. Smart Grid*, 2019, 10, (5), pp. 5374-5385

- [54] Yao, S., Gu, W., Lu, S., *et al.*: 'Dynamic optimal energy flow in the heat and electricity integrated energy system', *IEEE Trans. Sustain. Energy*, 2021, 12, (1), pp. 179-190
- [55] Monie, S.; Nilsson, A.; Åberg, M.: 'Comparing electricity balancing capacity, emissions, and cost for three different storage-based local energy systems', *IET Renewable Power Generation*, 2020, 14, (19), pp. 3936-3945
- [56] Cao, Y., Wei, W., Wang, J., *et al.*: 'Capacity planning of energy hub in multi-carrier energy networks: a data-driven robust stochastic programming approach', *IEEE Trans. Sustain. Energy*, 2020, vol. 11, (1), pp. 3-14
- [57] Zhang, X., Strbac, G., Shah, N., *et al.*: 'Whole-system assessment of the benefits of integrated electricity and heat system', *IEEE Trans. Smart Grid*, 2019, vol. 10, no. 1, pp. 1132-1145
- [58] Lu, S., Gu, W., Zhou, S., *et al.*: 'High-resolution modeling and decentralized dispatch of heat and electricity integrated energy system', *IEEE Trans. Sustain. Energy*, 2020, 11, (3), pp. 1451-1463
- [59] Zhou, H., Li, Z., Zheng, J., *et al.*: 'Robust scheduling of integrated electricity and heating system hedging heating network uncertainties', *IEEE Trans. Smart Grid*, 2020, 11, (2), pp. 1543-1555
- [60] Subbiah, R., Pal, A., Nordberg, E., *et al.*: 'Energy demand model for residential sector: a first principles approach', *IEEE Trans. Sustain. Energy*, 2017, 8, (3), pp. 1215-1224
- [61] Sun, Y., Ma, R., Chen, J., *et al.*: 'Heuristic optimization for grid-interactive net-zero energy building design through the glowworm swarm algorithm', *Energy and Buildings*, 2020, 208 (doi: doi.org/10.1016/j.enbuild.2019.109644)
- [62] Liu, N., Zhou, L., Wang, C., *et al.*: 'Heat-electricity coupled peak load shifting for multi-energy industrial parks: a Stackelberg game approach', *IEEE Trans. Sustain. Energy*, 2020, 11, 3, pp. 1858-1869
- [63] Khaligh, V., Buygi, M.: 'Co-planning of electricity and gas networks considering risk level assessment', *IET Generation, Transmission & Distribution*, 2020, 14, (13), p. 2476-2487
- [64] Li, H., Sun, Q., Zhang, Q., *et al.*: 'A review of the pricing mechanisms for district heating systems', *Renew. Sustain. Energy Rev.*, 2015, 42, pp. 56-65
- [65] Coutinho, B., Ferreira, É., Pena, R., *et al.*: 'Enhancing stakeholders involvement by smart meters deployment campaign', *IET CIPRED - Open Access Proceedings Journal*, 2017, (1), pp. 2736-2739
- [66] Connolly, D., *et al.*: 'Heat roadmap Europe: Combining district heating with heat savings to decarbonise the EU energy system', *Energy Policy*, 2014, 65, pp. 475-489
- [67] Clegg, S., Mancarella, P.: 'Integrated electrical and gas network flexibility assessment in low-carbon multi-energy systems', *IEEE Trans. Sustain. Energy*, 2016, 7, (2), pp. 718-731
- [68] Li, R., Wei, W., Mei, S., *et al.*: 'Participation of an energy hub in electricity and heat distribution markets: An MPEC approach', *IEEE Trans. Smart Grid*, 2019, 10, (4), pp. 3641-3653
- [69] Liu, W., Zhan, J., Chung, C. *et al.*: 'Day-ahead optimal operation for multi-energy residential systems with renewables', *IEEE Trans. Sustain. Energy*, 2019, 10, (4), pp. 1927-1938
- [70] Fu, C., Lin, J., Song, Y., *et al.*: 'Optimal operation of an integrated energy system incorporated with HCNG distribution networks', *IEEE Trans. Sustain. Energy*, 2020, 11, (4), pp. 2141-2151
- [71] He, L., Lu, Z., Geng, L., *et al.*: 'Environmental economic dispatch of integrated regional energy system considering integrated demand response', *International Journal of Electrical Power & Energy Systems*, 2020, 116 (doi: doi.org/10.1016/j.ijepes.2019.105525)
- [72] Cheng, Y., Zhang, N., Wang, Y., *et al.*: 'Modeling carbon emission flow in multiple energy systems', *IEEE Trans. Smart Grid*, 2019, 10, (4), pp. 3562-3574
- [73] Ceseña, E., Mancarella, P.: 'Energy systems integration in smart districts: robust optimization of multi-energy flows in integrated electricity, heat and gas networks', *IEEE Trans. Smart Grid*, 2019, 10, (1), pp. 1122-1131
- [74] Zhang, X., Karady, G., Ariaratnam, S.: 'Optimal allocation of CHP-based distributed generation on urban energy distribution networks', *IEEE Trans. Sustain. Energy*, 2014, 5, (1), pp. 246-253
- [75] Juroszeka, Z., Kudelkob, M.: 'A model of optimization for local energy infrastructure development', *Energy*, 2016, 96, (1), pp. 625-643
- [76] Cascetta, F., Vigo, P.: 'The future domestic gas meter: Review of current developments', *Measurement*, 1994, 13, (2), pp. 129-145
- [77] 'The case against smart meters', *Wired*, 2012, Available at: <https://www.wired.co.uk/article/smart-meters>, Accessed: April 2021
- [78] Gas meters provide smart two-way communication of accurate data, Available at: <https://www.engineerlive.com/content/gas-meters-provide-smart-two-way-communication-accurate-data>, Accessed: April 2021
- [79] Comodi, G., Bartolini, A., Carducci, F., *et al.*: 'Achieving low carbon local energy communities in hot climates by exploiting networks synergies in multi energy systems', *Applied Energy*, 2019, 256 (doi: doi.org/10.1016/j.apenergy.2019.113901)
- [80] Xie, S., Hu, Z., Wang, J., *et al.*: 'The optimal planning of smart multi-energy systems incorporating transportation, natural gas and active distribution networks', *Applied Energy*, 2020, 269 (doi: doi.org/10.1016/j.apenergy.2020.115006)
- [81] Zhong, R., Xu, R., Sumalee, A., *et al.*: 'Pricing environmental externality in traffic networks mixed with fuel vehicles and electric vehicles', *IEEE Trans. Intell. Transp. Syst.*, 2020 (doi: 10.1109/TITS.2020.2987832)
- [82] Melike, Y., *et al.*: 'Power line communication technologies for smart grid applications: A review of advances and challenges', *Computer Networks*, 2014, 70, pp. 366-383
- [83] Gungor, V., *et al.*: 'Smart grid technologies: communication technologies and standards', *IEEE Trans. Ind. Inform.*, 2011, 7, (4), pp. 529-539
- [84] Dvorak, J., Novak, J., Kocourek, P.: 'Energy efficient network protocol architecture for narrowband power line communication networks', *Comput. Netw.*, 2014, 69, pp.35-50
- [85] Blatt, M.: 'Next-Generation utility telecommunication solutions for the Smart Grid. Electric Light and Power', 2010. Available: <http://www.elp.com/index/display/articleDisplay/367600/articles/utility-products/volume-6/issue8/features/feature-story/next-generation-utility-telecommunicationsolutions-for-the-smart-grid.html>, Accessed: April 2021
- [86] Mohsin, B., Ali, H., AlKaabi, R.: 'Smart city: A review of maturity models', 2nd Smart Cities Symposium, *IET Conference Proceedings*, Bahrain, 2019, pp. 1-10
- [87] Zhang, J., Ansari, N., Luo, Y., *et al.*: 'Next-generation PONs: A performance investigation of candidate architectures for next-generation access stage-1', *IEEE Communications Magazine*, 2009, 47, (8), pp. 49-57
- [88] Li, B., Lu, R., Xiao, G., *et al.*: 'Towards insider threats detection in smart grid communication systems', *IET Communications*, 2019, 13, (12), pp. 1728-1736
- [89] Yousuf, M., Rizvi, S., El-Shafei, M.: 'Power line communications: An overview - Part II', Proc. 3rd IEEE International Conference on Information and Communication Technologies: From Theory to Applications (ICTTA), Damascus, Syria, 2008, pp. 1-6
- [90] Duke, A., Davies, J., Wezeman, C., *et al.*: 'Enabling Smart Energy as a Service via 5G Mobile Network advances, 2017. Available at: <https://ec.europa.eu/research/participants/documents/downloadPublic?documentIds=080166e5cd3b7ad6&appId=PPGMS>, Accessed: April 2021.
- [91] IEEE Draft Standard for Information Technology - Telecommunications and Information Exchange Between Systems Local and Metropolitan Area Networks - Specific Requirements - Part 11: Wireless LAN Medium Access Control (MAC) and Physical Layer (PHY) Specifications, *IEEE P802.11-REVmd/D4.0*, pp.1-4662, Aug. 2020.
- [92] Derek, F., Rink, B., 'Understanding technology options for deploying Wi-Fi', *Technical Paper prepared for the Society of Cable Telecommunications Engineers*, 2014
- [93] Xu, Y., Wang, W.: 'Wireless mesh network in smart grid: Modeling and analysis for time critical communications', *IEEE Trans. Wireless Commun.*, 2013, 12, (7), pp. 3360-3371
- [94] Gungor, V., *et al.*, 'A survey on smart grid potential applications and communication requirements', *IEEE Trans. Ind. Inform.*, 2013, 9, (1), pp. 28-42
- [95] Meloni, A., Atzori, L.: 'The role of satellite communications in the smart grid', *IEEE Wireless Commun.*, 2017, 24, no. 2, pp. 50-56
- [96] Ancillotti, E., Bruno, R., Conti, M.: 'The role of the RPL routing protocol for smart grid communications', *IEEE Commun. Magazine*, 2013, 51, (1), pp. 75-83
- [97] Bou-Harb, E., Fachkha, C., Pourzandi, M., *et al.*: 'Communication security for smart grid distribution networks', *IEEE Commun. Magazine*, 2013, 51, (1), pp. 42-49
- [98] Mariotte, H., Starr, T.: 'Access and home networking technology standards', *IEEE Commun. Standards Magazine*, 2018, 2, (1), pp. 72
- [99] Farhangi, H.: 'The path of the smart grid', *IEEE Power and Energy Magazine*, 2010, 8, (1), pp. 18-28
- [100] Henning, D., Amiri, S., Holmgren, K.: 'Modelling and optimization of electricity, steam and district heating production for a local Swedish utility', *Eur J Oper Res*, 2006, 175, (2), Pages 1224-1247

- [101] Fichtner, W., Goebelt, M., Rentz, O.: 'The efficiency of international cooperation in mitigating climate change: analysis of joint implementation, the clean development mechanism and emission trading for the Federal Republic of Germany, the Russian Federation and Indonesia', *Energy Policy*, 2001, 29, (10), pp. 817-830
- [102] Cai, Y., Huang, G., Yang, Z., *et al.*: 'Community-scale renewable energy systems planning under uncertainty-An interval chance constrained approach', *Renew Sustain Energy Rev.*, 2009, 13, (4), pp. 721-735
- [103] Deshmukh, S., Deshmukh, M.: 'A new approach to micro-level energy planning—A case of northern parts of Rajasthan, India', *Renewable and Sustainable Energy Reviews*, 2009, 13, (3), pp. 634-642
- [104] Jinsong, W., Guo, S., Huang, H., Liu, W., & Xiang, Y.: 'Information and communications technologies for sustainable development goals: state-of-the-art, needs and perspectives', *IEEE Communications Surveys & Tutorials*, 2018, 20(3), pp. 2389-2406
- [105] Mao, S., Jinsong, W., Liu, *et al.*: 'Energy-efficient cooperative communication and computation for wireless powered mobile-edge computing', *IEEE Systems Journal*, 2020.
- [106] Lorincz, J., Capone, A., & Wu, J.: 'Greener, energy-efficient and sustainable networks: state-of-the-art and new trends', *Sensors*, 2019, 19, (22), pp. 4864.
- [107] Wang, K., Yu, J., Yu, Y., *et al.*: 'A survey on energy internet: Architecture, approach, and emerging technologies', *IEEE Systems Journal*, 2017, 12, (3), 2403-2416.
- [108] Wu, J., Guo, S., Li, J., *et al.*: 'Big data meet green challenges: Big data toward green applications', *IEEE Systems Journal*, 2016, 10, (3), pp. 888-900.
- [109] Jisong, W., Guo, S., Li, J., & Zeng, D.: 'Big data meet green challenges: Greening big data' *IEEE Systems Journal*, 2016, 10, (3), pp. 873-887.
- [110] U. K. energy research center (UKERC) data center, 2019. Available at-<https://ukerc.rl.ac.uk/Tools/EnergyDemonstrators/map.html>, Accessed: April 2021
- [111] U. K. research and innovation: Prospering from energy revolution, 2019. Available at - <https://www.ukri.org/innovation/industrial-strategy-challenge-fund/prospering-from-the-energy-revolution/>, Accessed: April 2021.