



Self-renormalization of quasi-light-front correlators on the lattice

Lattice Parton Collaboration (LPC)

Yi-Kai Huo^{a,b,*}, Yushan Su^{c,*}, Long-Cheng Gui^d, Xiangdong Ji^{e,f},
Yuan-Yuan Li^g, Yizhuang Liu^h, Andreas Schäfer^h,
Maximilian Schlemmer^h, Peng Sun^g, Wei Wangⁱ, Yi-Bo Yang^{j,k,l},
Jian-Hui Zhang^m, Kuan Zhang^{n,j}

^a Zhiyuan College, Shanghai Jiao Tong University, Shanghai 200240, China

^b Physics Department, Columbia University, New York, NY 10027, USA

^c Department of Physics, University of Maryland, College Park, MD 20742, USA

^d Department of Physics, Hunan Normal University, Changsha, 410081, China

^e Center for Nuclear Femtography, SURA, 1201 New York Ave. NW, Washington, DC 20005, USA

^f Maryland Center for Fundamental Physics, Department of Physics, University of Maryland, College Park, MD 20742, USA

^g Nanjing Normal University, Nanjing, Jiangsu, 210023, China

^h Institut für Theoretische Physik, Universität Regensburg, D-93040 Regensburg, Germany

ⁱ INPAC, Key Laboratory for Particle Astrophysics and Cosmology (MOE), Shanghai Key Laboratory for Particle Physics and Cosmology, School of Physics and Astronomy, Shanghai Jiao Tong University, Shanghai 200240, China

^j CAS Key Laboratory of Theoretical Physics, Institute of Theoretical Physics, Chinese Academy of Sciences, Beijing 100190, China

^k School of Fundamental Physics and Mathematical Sciences, Hangzhou Institute for Advanced Study, UCAS, Hangzhou 310024, China

^l International Centre for Theoretical Physics Asia-Pacific, Beijing/Hangzhou, China

^m Center of Advanced Quantum Studies, Department of Physics, Beijing Normal University, Beijing 100875, China

ⁿ University of Chinese Academy of Sciences, School of Physical Sciences, Beijing 100049, China

Received 6 March 2021; received in revised form 7 May 2021; accepted 10 May 2021

Available online 25 May 2021

Editor: Hong-Jian He

* Corresponding authors.

E-mail addresses: yh3285@columbia.edu (Y.-K. Huo), ysu12345@umd.edu (Y. Su).

Abstract

In applying large-momentum effective theory, renormalization of the Euclidean correlators in lattice regularization is a challenge due to linear divergences in the self-energy of Wilson lines. Based on lattice QCD matrix elements of the quasi-PDF operator at lattice spacing $a = 0.03 \text{ fm} \sim 0.12 \text{ fm}$ with clover and overlap valence quarks on staggered and domain-wall sea, we design a strategy to disentangle the divergent renormalization factors from finite physics matrix elements, which can be matched to a continuum scheme at short distance such as dimensional regularization and minimal subtraction. Our results indicate that the renormalization factors are universal in the hadron state matrix elements. Moreover, the physical matrix elements appear independent of the valence fermion formulations. These conclusions remain valid even with HYP smearing which reduces the statistical errors albeit reducing control of the renormalization procedure. Moreover, we find a large non-perturbative effect in the popular RI/MOM and ratio renormalization scheme, suggesting favor of the hybrid renormalization procedure proposed recently.

© 2021 The Author. Published by Elsevier B.V. This is an open access article under the CC BY license (<http://creativecommons.org/licenses/by/4.0/>). Funded by SCOAP³.

1. Introduction

Parton distribution functions (PDFs) provide an effective description of quarks and gluons inside a light-traveling nucleon [1,2]. They play an essential role in calculating hardronic cross sections involving the nucleons [3], and their uncertainties from phenomenological extractions have been one of the major sources of errors in the theoretical predictions at Large Hadron Collider (LHC) and other hadron facilities. Thus, a precise knowledge of PDFs is very important both for the accurate tests of the Standard Model (SM) and for the search of new physics beyond the SM. On the other hand, the densities of partons in the nucleon provide direct information on its intrinsic properties such as the origin of the nucleon spin and mass, as well as the role of sea quarks for various physical quantities [4].

However, directly calculating parton physics from first principles of quantum chromodynamics (QCD) has been a difficult task. A review on various efforts of doing so can be found in Ref. [5]. The proposal of the large-momentum effective field theory (LaMET) has been an important step toward meeting the challenge [6–8]. So far, LaMET has been widely used in calculating quark isovector distribution functions [9–24], generalized parton distributions [25,26], distribution amplitudes (DAs) [27–29], and transverse-momentum-dependent distributions [30–32].

LaMET suggests to calculate time-independent physical distributions in a finite momentum nucleon, which are Euclidean observables. Such finite-momentum quantities can then be matched to light-front (LF) parton properties using effective field theory techniques [33]. For example, for the collinear quark distributions, it has been suggested to first compute a Euclidean space correlation (or quasi-light-front (quasi-LF) correlation) on the lattice,

$$\tilde{h}(z, P_z) = \langle P | O_{\gamma_T}(z) | P \rangle, \quad (1)$$

where $|P\rangle$ is the nucleon state with a large momentum P and the non-local operator is

$$O_{\Gamma}(z) = \bar{\psi}(0) \Gamma U(0, z) \psi(z), \quad (2)$$

where ψ , $\bar{\psi}$ denote the bare quark field, Γ is a Dirac structure, and $U(0, z) = \exp(-ig \int_0^z dz' A_z(z'))$ is the Wilson link along the direction z , where A^μ is the gluon gauge potential. After renormalizing \tilde{h} properly and matching it to some continuum scheme such as

dimensional regularization and (modified) minimal subtraction ($\overline{\text{MS}}$), one obtains the so-called quark quasi-PDF via a Fourier transform, from which the quark PDF can be extracted through perturbative QCD matching.

Renormalizing the quasi-LF correlation \tilde{h} under lattice regularization is a non-trivial task. To see this, let us take, as a simple example, the matrix element of $O_\Gamma(z)$ in an off-shell quark state $|q\rangle$ with large Euclidean momentum p^2 (actually an off-shell truncated Green's function). It has the following form at 1-loop level [34],

$$\langle O_\Gamma(z) \rangle = \Gamma \left(1 + \gamma g^2 \log(z^2/a^2) - m_{-1} \frac{z}{a} + \dots \right), \quad (3)$$

where g is the bare gauge coupling and a is the lattice spacing. Unlike the coefficient of the logarithm γ , the coefficient of the linear divergence m_{-1} can be sensitive to the details of the fermion and gauge actions on the lattice as those actions themselves define the lattice regularization. The linear-divergence term is proportional to the Wilson link length z/a in lattice units, and it can be exponentially large at large z or small a , when higher-order corrections are included. Thus, the linear divergence effect has to be removed before the lattice calculated quasi-PDF can be extrapolated to the continuum limit $a \rightarrow 0$ and eventually matched to the continuum-scheme PDF.

Theoretical studies so far have shown that the quasi-PDF operator is multiplicatively renormalizable [35–38] in a continuum theory. On the lattice, due to non-commutativity of the limit $z \rightarrow 0$ and $a \rightarrow 0$, it has been suggested recently [39] to use a hybrid scheme to renormalize the large and short distance correlations separately, which has the advantage of avoiding certain discretization effects and undesired infrared effects introduced in the renormalization stage. At small z where a short distance expansion is valid, one can use various ratio schemes, such as dividing by an off-shell quark matrix element of the quasi-PDF operator in the regularization-independent momentum subtraction (RI/MOM) scheme [34,38,40] or by a hadron matrix element in the rest frame $\tilde{h}(z, P_z = 0)$ [41,42]. At large distance, one can directly remove the Wilson line self-energy effect by subtracting the power divergence [36–38,43]. Apart from using the RI/MOM factor or the rest-frame hadron matrix element, other methods have been suggested to extract the linear divergence, including Wilson loop [27,43], vacuum expectation values $\langle O_\Gamma(z) \rangle$ [44], and gauge fixed Wilson link [8], and so on [39].

However, numerically subtracting the linear divergence is an extremely delicate exercise. First, linear divergence could be sensitive to computational systematics in lattice calculations. In data, there may be slight differences between two matrix elements with the same linear divergence. These differences may lead to a failure of the suggested methods, especially for small lattice spacings. Second, some of the renormalization factors have other problems. For example, the leading contribution to the vacuum expectation value of $\langle O_\Gamma(z) \rangle$ at short distance vanishes and therefore, it is numerically very challenging to obtain the relevant linear divergence. Finally, as we shall see, linearly-divergent chiral symmetry breaking effects for Wilson fermions may render the linear divergence non-universal [45].

To understand better the effects of the linear divergence in LaMET applications, we study systematically the linear divergences of matrix elements for sets of lattice data, generated with different lattice actions. We propose a self-renormalization method to eliminate all divergences and discretization errors when data for several different lattice spacings are available. The idea of this method is to extract the renormalization factor and the residual contribution directly from the matrix element we want to renormalize, without using an additional matrix element for renormalization. We then match the empirically renormalized matrix elements to those in the continuum. Our method is largely model-independent, and each term of our fitting functions is motivated by physics considerations. Tests show that our method works well for all data sets considered, which

include matrix elements calculated with the lattice spacings from 0.03 fm to 0.12 fm using the valence clover and overlap actions on the MILC [46] $N_f = 2 + 1 + 1$ and RBC [47] $N_f = 2 + 1$ configurations. We also find that the method works for matrix elements after applying smearing which is needed to improve the statistical precision.

The rest of the paper is organized as follows. We present the theory of perturbative renormalization in Sec. 2. The definition of the matrix elements we calculate and the simulation setup can be found in Sec. 3. In Sec. 4 the linear divergence is analyzed for the different ensembles. Sec. 5 presents our strategy to self-renormalize a matrix element and collects the results for the $O_{\gamma_i}(z)$ matrix elements in different states and calculated with different valence fermion actions. Sec. 6 discusses other fitting options, which mainly differ in the treatment of higher-order terms. In Sec. 4, 5, and 6, we only analyze matrix elements without HYP smearing. In Sec. 7, we extend our method to HYP smeared cases. In Sec. 8, we test the linear divergence in some vacuum state matrix elements, including Wilson loop, quasi-PDF operator, and gauge fixed Wilson link, for the HYP smeared cases. In Sec. 9, we summarize the results and discuss issues to be addressed in further studies.

2. Renormalization in perturbation theory

According to the standard renormalization in local quantum field theories [48], the renormalization of the matrix elements of an operator does not depend on the external states but is only related to the short-distance property of the operator itself. Therefore, one can study the renormalization property of the operator in perturbative Green's functions, or off-shell quark and gluon matrix elements. For LaMET applications to PDFs, we are interested in the non-local operator $O_{\Gamma}(z) = \bar{\psi}(0)\Gamma U(0, z)\psi(z)$ in Eq. (2). There are two types of divergences: The linear divergence associated with the Wilson link (its self-energy) and the logarithmic divergences associated with the renormalization of the vertices involving the Wilson line and light quark. The renormalization is multiplicative, and only the linear divergence has a (linear) z dependence. Therefore the renormalized operator is [36–39]

$$O_{\Gamma}(z)_R = Z_O^{-1} e^{\delta\bar{m}z} O_{\Gamma}(z), \quad (4)$$

where $e^{\delta\bar{m}z}$ contains the linear divergence and Z_O the logarithmic ones. $\delta\bar{m}$ is not uniquely defined apart from the linear divergence, introducing a subtraction scheme dependence which affects the z -dependence of the renormalized operator [39].

The linearly-divergent mass renormalization can be calculated in perturbation theory. At one-loop order, the result is independent of lattice action [43],

$$\delta\bar{m} = \frac{2\pi}{3a}(\alpha_s + \mathcal{O}(\alpha_s^2) + \dots). \quad (5)$$

The energy scale of α_s can be chosen as $1/a$ to match the lattice results,

$$\alpha_s(1/a, \Lambda_{\text{QCD}}) = \frac{2\pi}{b_0 \ln[1/(a\Lambda_{\text{QCD}})]}, \quad (6)$$

where $b_0 = 11 - \frac{2}{3}n_f$ (we will take $n_f = 3$) is the QCD β function at one-loop order with n_f species of fermions. Λ_{QCD} is the non-perturbative QCD scale. Including higher-orders in the β function will lead to a more complicated expression. Different choices of energy scale amount to including high-order corrections. Λ_{QCD} and higher-order α_s terms in $\delta\bar{m}$ also depend on the lattice action.

The perturbation theory does not converge due to infrared renormalons, see from example [49–52]. The existence of the renormalons signals a non-perturbative term in $\delta\bar{m}$ which is independent of a ,

$$\delta\bar{m} = m_{-1}(a)/a - m_0, \quad (7)$$

where the minus sign is just a convention. The uncertainty in summing the perturbation series to get $m_{-1}(a)$ is compensated by the same uncertainty in the non-perturbative m_0 , leaving the total independent of the renormalon uncertainty.

Additional uncertainty in m_0 comes from the subtraction scheme, or equivalently from the matching to the continuum scheme. To reduce the subtraction scheme dependence, we require the renormalized lattice correlation function to be consistent with the $\overline{\text{MS}}$ result from continuum perturbation theory at short-distances z . To be more concrete, we determine m_0 by matching the lattice result to the $\overline{\text{MS}}$ one within a window $a \ll z < z_S$, where $z_S < 1/\mu$ is the point beyond which perturbation theory ceases to work and μ is a perturbative scale. The condition $a \ll z$ ensures that the discretization effect on lattice results is small. For this special choice m_{0c} , the LaMET expansion does not have a linear term in $1/P^z$ [39].

At one-loop order and in dimensional regularization, the renormalization factor of the logarithmic divergence is [8,53],

$$Z_O = 1 + \frac{3C_F\alpha_s}{2\pi} \frac{1}{4-d}, \quad (8)$$

where $C_F = 4/3$ is the Casimir operator for the fundamental representation of $SU(3)$ and d is the space-time dimension. One can resum the logarithmic divergence through solving the renormalization group equation,

$$\frac{dZ_O(\epsilon, \mu)}{d\ln(\mu)} = \gamma Z_O(\epsilon, \mu), \quad (9)$$

where $\epsilon = (4-d)/2$ and $\gamma = -\frac{3C_F}{2\pi}\alpha_s(\mu, \Lambda_{\text{QCD}})$ is the leading anomalous dimension, which is independent of the regularization method. The form of the leading-order solution of Eq. (9) is independent of regularization scheme and, on the lattice, is

$$Z_O(1/a, \mu) = \left(\frac{\ln[1/(a\Lambda_{\text{QCD}})]}{\ln[\mu/\Lambda_{\text{QCD}}]} \right)^{\frac{3C_F}{b_0}}, \quad (10)$$

where the bare ultraviolet (UV) cut-off is $1/a$, and the renormalization scale is μ .

If one considers the contributions from sub-leading logarithms to the anomalous dimension γ when solving the renormalization group equation Eq. (9), we obtain [54]

$$Z_O(1/a, \mu) = \left(\frac{\ln[1/(a\Lambda_{\text{QCD}})]}{\ln[\mu/\Lambda_{\text{QCD}}]} \right)^{\frac{3C_F}{b_0}} \left(1 + \frac{d}{\ln[a\Lambda_{\text{QCD}}]} \right), \quad (11)$$

where Λ_{QCD} and the constant d depend on the specific lattice action.

3. Lattice matrix elements and simulation setup

The standard non-perturbative renormalization of lattice matrix elements is through calculating some auxiliary matrix elements of the operator (which can also be computed in perturbation theory) and using them as the renormalization factor to approach the continuum limit. In this

paper, we focus on the study of the auxiliary matrix elements potentially useful for the renormalization of quasi-LF correlations. We mainly consider the matrix elements of the quasi-PDF operators in the following cases: 1) in a large Euclidean momentum quark state, 2) in the physical zero-momentum state of a hadron such as the pion or nucleon. We will also study the matrix element in the vacuum [44] (case 3). Moreover, since the z -dependent renormalization is mainly associated with the Wilson link, we shall also consider the matrix elements of Wilson loop as well as the Wilson link in a fixed gauge (case 4).

We calculate the pion and nucleon matrix elements $\tilde{h}_H^0(z) = \langle H | O_{\gamma_t}(z) | H \rangle_{\vec{p}=0}$ in the rest frame evaluating the following three-point function,

$$\begin{aligned} R_H(t_2, t, z) &\equiv \frac{\langle O_H(t_2) \sum_{\vec{x}} O_{\gamma_t}(z; (\vec{x}, t)) O_H^\dagger(0) \rangle}{\langle O_H(t_2) O_H^\dagger(0) \rangle} \\ &= \langle H | O_{\gamma_t}(z) | H \rangle \\ &\quad + \mathcal{O}(e^{-\delta m t}) + \mathcal{O}(e^{-\delta m(t_2-t)}) + \mathcal{O}(e^{-\delta m t_2}), \end{aligned} \quad (12)$$

where $O_{\gamma_t}(z, (\vec{x}, t)) = \bar{\psi}(\vec{x}, t) \gamma_t U((\vec{x}, t), (\vec{x} + \hat{n}_z z, t)) \psi(\vec{x} + \hat{n}_z z, t)$, \hat{n}_z is the unitary vector along the z direction, and O_H is the interpolation field of a hadron such as a pion and a nucleon. t_2 corresponds to the source-sink separation.

To obtain $\tilde{h}_H^0(z)$ accurately, we need both t and $t_2 - t$ to be large enough to suppress excited-state contaminations, or fit the three point function with a proper parametrization on the excited-state contaminations. We can use the first strategy for the pion case since the signal-to-noise ratio will not decay for the pion in the rest frame; while the second strategy is essential for the other cases where the statistical uncertainty increases exponentially with t and t_2 . Due to (anti)periodic boundary conditions we can use at most $t_2 = T/2$ which is larger than 2 fm on most modern lattice ensembles. Since the mass gap $\delta m \sim 1$ GeV between the ground and first excited state of pion $\langle \tilde{h}_\pi^0(z) \rangle$ can be extracted with sufficient accuracy. At small perturbative z , $\langle \tilde{h}_\pi^0(z) \rangle^{-1}$ acts as a renormalization factor up to certain $\mathcal{O}(\Lambda_{\text{QCD}}^2 z^2)$ power corrections [41].

A common non-perturbative renormalization method for lattice QCD matrix elements with local operators is the RI/MOM scheme [55] and its modified versions [56]. One can calculate the bare matrix element with given operators in an off-shell quark state, for both the lattice and dimensional regularizations, and renormalize their difference in the $\overline{\text{MS}}$ scheme to get the renormalization factor for the bare quantities. For the quasi-PDF, such a renormalization constant (the RI/MOM renormalization factor) is defined through the $O_{\gamma_t}(z)$ matrix element in the off-shell quark state with given momentum p^2 [34,38,40,57]:

$$Z^{RI}(z, \mu_R) = \frac{1}{4N_c} \text{Tr}[\gamma_t \langle q | O_{\gamma_t}(z) | q \rangle]_{p^2 = -\mu_R^2, p_z = p_t = 0}, \quad (13)$$

where $N_c = 3$ is the number of colors, μ_R is the RI/MOM renormalization scale. We will take $\mu_R = 3$ GeV since the RI/MOM factor has little dependence on the renormalization scale in a certain range [45]. We work with Landau gauge fixed configurations, and choose $p_z = p_t = 0$ to eliminate the difference between the projections [16].

Factor Z^{RI} can be calculated non-perturbatively for any lattice regularization, or equivalently for any quark and gluon action defined on the lattice. However, the current lattice QCD calculation is limited to the Landau gauge. The perturbative matching with off-shell states in Landau gauge can be complicated beyond one-loop level [58].

Table 1

Setup of the MILC ensembles, including the bare coupling constant g , lattice size $L^3 \times T$, and lattice spacing a .

Symbol	$6/g^2$	L	T	a (fm)
a12m310	3.60	24	64	0.1213(9)
a09m310	3.78	32	96	0.0882(8)
a06m310	4.03	48	144	0.0574(5)
a04m310	4.20	64	192	0.0425(4)
a03m310	4.37	96	288	0.0318(3)

Table 2

Setup of the RBC ensembles, including the bare coupling constant g , lattice size $L^3 \times T$, and lattice spacing a .

Symbol	$6/g^2$	L	T	a (fm)
DW11	2.13	24	64	0.1105(3)
DW08	2.25	32	64	0.0828(3)
DW06	2.37	32	64	0.0627(3)

The z -dependent part of renormalization comes from the Wilson line, therefore one may extract the linear divergences from matrix elements of pure Wilson lines. First one can consider a Wilson loop [27,28,38,43,59],

$$\mathcal{U}(r, t) = \langle U(\vec{r}, t; \vec{r}, 0) U(\vec{r}, 0; \vec{0}, 0) U(\vec{0}, 0; \vec{0}, t) U(\vec{0}, t; \vec{r}, t) \rangle, \quad (14)$$

Ref. [43] proposed this scheme to renormalize the pion DA, and the linear divergence coefficient was extracted precisely based on the calculation with several lattice spacings in the following Kaon DA study [27]. But most of subsequent lattice QCD calculations have switched to the RI/MOM scheme or used a hadronic matrix element.

One can also consider the matrix element of a single Wilson Link $\langle U(0, z) \rangle$ in a fixed gauge such as the Landau gauge. As the simplest choice without any external state, $\langle U(0, z) \rangle$ can provide a reference to identify whether the linearly divergent behavior is sensitive to the existence of the external state, as suggested in the multiplicative renormalizability studies of the quasi-PDF operator [35–38].

Our lattice calculations are performed using the Chroma software suite [60] and QUDA [61–63] in the HIP programming model [64]. We use 2+1+1 flavors (degenerate up and down, strange, and charm degrees of freedom) of highly improved staggered quarks (HISQ) [65] ensembles generated by the MILC Collaboration [46] at five lattice spacings (see Table 1), and 2+1 flavor domain wall (DW) quarks and Iwasaki gauge ensembles from the RBC/UKQCD collaboration [47] at three lattice spacings (see Table 2). The pion mass for all ensembles are tuned to be roughly 310 MeV based on the pion mass of the light sea quark mass on the corresponding ensemble. The lattice spacings for the MILC ensembles are determined using Wilson flow based on the parameters determined by Ref. [66].

We use the matrix elements without hyper-cubic (HYP) smearing in order to test the perturbative renormalization analysis (Sec. 4, 5, and 6). However, since in practical calculations the results without smearing can be rather noisy, it is standard to use some type of smearing in lattice simulations. It is unclear to us how strongly the smearing will interfere with renormalization.

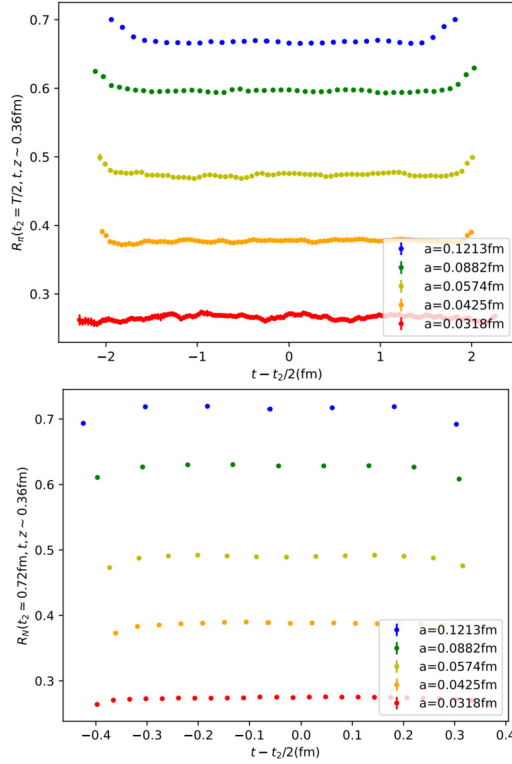


Fig. 1. The bare ratio $R_\pi(t_2 = T/2, t, z)$ for the pion (upper panel) and $R_N(t_2 \simeq 0.72 \text{ fm}, t, z)$ for the nucleon (lower panel) with $z \sim 0.36 \text{ fm}$. For the pion case, we can see that the data in the region between $t - t_2/2 \in [-1, 1] \text{ fm}$ are consistent with each other up to statistical fluctuations. For the nucleon case the ratio is also flat around $t \sim t_2/2$.

Therefore, we regard our method as a purely phenomenological approach for the time being to analyze data with one step HYP smearing [67] in Sec. 7 and 8, hoping that the gain in statistical precision outweighs the additional systematic uncertainty from moderate smearing.

We use two kinds of fermion actions for the valence quarks: clover and overlap fermions. Clover fermions break chiral symmetry and the action is defined by

$$\begin{aligned}
 S_q^{clv} = & \sum_x \bar{\psi}(x) \left[\frac{1 - \gamma_\mu}{2a} U_\mu(x, x + \hat{n}_\mu) \psi(x + \hat{n}_\mu) \right. \\
 & + \frac{1 + \gamma_\mu}{2a} U_\mu(x, x - \hat{n}_\mu) \psi(x - \hat{n}_\mu) \\
 & \left. - \left(\frac{4}{a} + c_{sw} \sigma_{\mu\nu} F_{\mu\nu}(x) a + m_q^0 \right) \psi(x) \right], \quad (15)
 \end{aligned}$$

where \hat{n}_μ is the unit vector along the μ direction, the clover coefficient c_{sw} is the tadpole improved tree level value, and $m_q^0 a$ is the bare quark mass which is determined by requiring the pion mass to be roughly 310 MeV. Parameters c_{sw} and $m_q^0 a$ should approach 1 and 0 respectively in the continuum, while the lattice spacing dependence is weaker than the $\mathcal{O}(a)$ discretization effect in the present range of a , and closer to that of the gauge coupling g^2 as predicted by lattice perturbative theory.

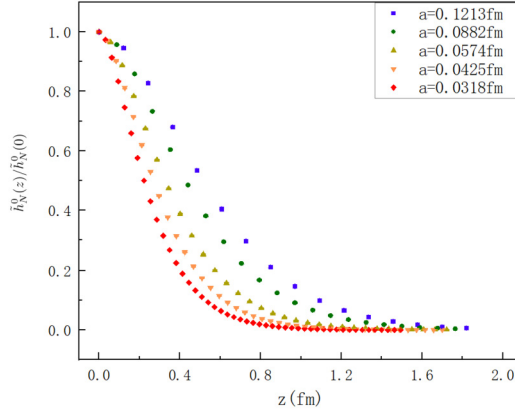


Fig. 2. The normalized bare nucleon matrix element in the rest frame, $\tilde{h}_N^0(z)/\tilde{h}_N^0(0)$ as the function of the Wilson link length z . The matrix element has a fast exponential decay at large z and the decay process accelerates with smaller lattice spacings.

The overlap action preserves chiral symmetry but the simulation is rather expensive. We use it to test the dependence of renormalization on the fermion action. The overlap fermion action is defined by [68,69]

$$S_q^{\text{ov}} = \sum_{x,y} \bar{\psi}(x) D_{\text{ov}}(x, y) \psi(y), \quad (16)$$

$$D_{\text{ov}} = \rho \left(1 + \frac{D_w(-\rho)}{\sqrt{D_w^\dagger(-\rho) D_w(-\rho)}} \right),$$

where

$$D_w(m_q^w; x, y) = \frac{1-\gamma_\mu}{2a} U(x, x + \hat{n}_\mu) \delta_{x+\hat{n}_\mu, y} + \frac{1+\gamma_\mu}{2a} U(x, x - \hat{n}_\mu) \delta_{x-\hat{n}_\mu, y} - \left(\frac{4}{a} + m_q^w \right) \delta_{x, y}, \quad (17)$$

and $-\rho$ should be smaller than the bare quark mass for which vanishes the pion mass to make D_{ov} to be the same as the standard Dirac operator in the continuum limit. We choose $-\rho = 1.5$.

Although different active and sea fermion formulations will in general introduce non-unitarity, the effect shall vanish in the continuum limit. However, at finite a , the difference will generate systematic uncertainties which can affect the final results.

We start with nucleon and pion matrix elements for the MILC ensembles and clover action. For the pion matrix element, we average the $R_\pi(t_2, t, z)$ data with $t_2 = T/2$ and $t \in [T/8, 3T/8]$ to get a precise estimate of the ground state matrix element, and it should be also precise since T is between 7.7 and 9.1 fm in the ensembles we used, as shown in the upper panel of Fig. 1. Note that $R_\pi(T/2, T/4, z)$ equals to $\langle \pi | O_{\gamma_t}(z) | \pi \rangle / 2$ in such a case. The additional factor 1/2 corrects for the fact that there are forward and backward propagating states for (anti)periodic boundary conditions. The nucleon case is known to be much noisier especially at large t_2 . Thus, we just consider $t_2 = 2t \simeq 0.72$ fm in all cases, and plot $R_N(t_2, t, z)$ in the lower panel of Fig. 1.

The normalized bare $\tilde{h}_N^0(z)/\tilde{h}_N^0(0)$ where $\tilde{h}_N^0(z)$ is approximated by $R_N(t_2, t, z)$ with $t_2 = 2t \simeq 0.72$ fm is plotted in Fig. 2, with a normalization factor $1/\tilde{h}_N^0(0)$ using jackknife resampling to make it to be exactly one at $z = 0$ at all lattice spacings. As in the figure, the linear divergence

makes $\tilde{h}_N^0(z)/\tilde{h}_N^0(0)$ decay exponentially with both z and a , and thus one cannot obtain any meaningful continuum limit when $a \rightarrow 0$. A renormalization is necessary to recover a good continuum limit.

4. Simple test of linear divergence

To study the renormalization properties of the quasi-PDF operator, we need to calculate matrix elements at several different lattice spacings. To ensure the data to be useful for a refined high-precision analysis, we start by testing whether they approximately show the linear divergence predicted by perturbation theory. In particular, one needs to show that the z -dependence of the linearly divergent term is linear.

To achieve this, we first extract the factor $e^{-\delta\bar{m}z}$ from the bare matrix element to test the $1/a$ dependence in $\delta\bar{m}$ in Eq. (5). Based on Eqs. (4), (5), and (6), if we take the natural log on a bare matrix element \mathcal{M} , we have,

$$\ln \mathcal{M}(z, a) = \frac{e(z)}{a \ln[a\Lambda_{\text{QCD}}]} + g(z), \quad (18)$$

where the first term is linearly divergent and $g(z)$ is the residual. We have ignored the logarithmic divergence and discretization error here because these terms are much smaller and thus have little influence on this simple test of the linear divergence.

We use Eq. (18) to fit the bare matrix elements as a function of a . We treat $e(z)$ and $g(z)$ as unknown functions of z so that our fitting is performed at each value of z at which they are treated as free parameters. We need to do linear interpolation on the data $\ln \mathcal{M}(z, a)$ with respect to z . Here are the steps we perform in detail:

1. We do the linear interpolation with neighborhood two data points to obtain the central value and uncertainty at $z = 0.06 \times n$ fm ($n = 3, 4, 5, \dots, 16$).
2. For each z , we fit the dependence on a , treating $e(z)$, $g(z)$ as fitted parameters. For this initial test, we fix Λ_{QCD} at 0.2 GeV, which is a reasonable guess to start with [70].
3. We plot the fitted $e(z)$ with respect to z to see if $e(z)$ has a linear z dependence.

If we obtain a reasonable fit in step 2, we then see approximately the $1/a$ dependence of the divergences. In step 3, we can test the linear z dependence. The fitting results for the bare $O_{\gamma_t}(z)$ matrix element in the off-shell quark state for valence overlap and clover actions without HYP smearing are shown in Fig. 3 and Fig. 4, respectively. There are eight different lattice spacings. The range of z is taken from 0.18 fm to 0.96 fm and we analyze 14 different z values in this range.

The $1/a$ dependence in both cases is fitted very well, although due to the high precision of the data, chi-square is large. However, this is not our concern at this initial step. The z dependence of the divergent coefficients shows nicely the linear feature, approximately going through zero at $z = 0$. This is a strong indication that the linear divergence follows roughly the prediction of perturbation theory which gives us confidence to perform more refined analyses in the next sections.

5. Self-renormalization of lattice matrix elements

5.1. The strategy

The non-perturbative matrix elements contain the following important contributions: a) the linear divergence, b) a finite term coming from non-perturbative renormalon physics, and c) the

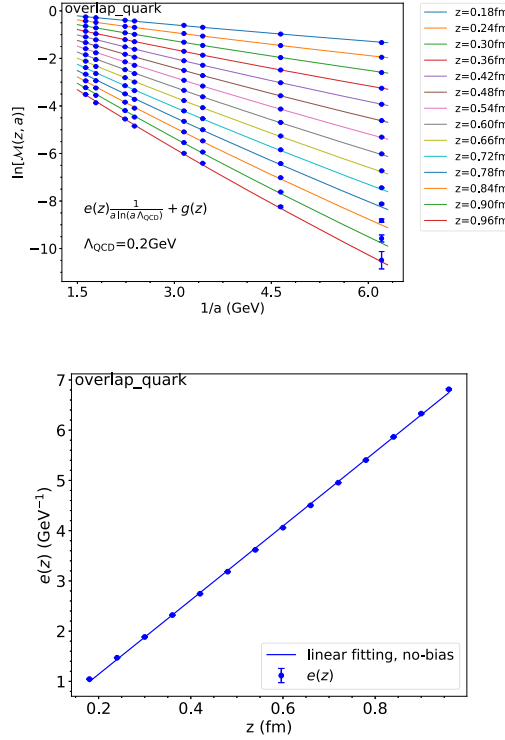


Fig. 3. Upper Panel: Using Eq. (18) to fit the bare $O_{Y_i}(z)$ matrix element in the off-shell quark state for overlap action without HYP smearing. Blue points are interpolated data and colorful curves are fitted curves for each z . Λ_{QCD} is fixed at 0.2 GeV. Lower Panel: $e(z)$ with respect to z . Blue points are the fitted parameters $e(z)$ from the upper panel. The blue curve is the no-bias linear fit for $e(z)$. (For interpretation of the colors in the figure(s), the reader is referred to the web version of this article.)

residual contribution encoding intrinsic non-perturbative physics. It is part c) that is required to extract the partonic structure information. Thus, it is important to separate out the latter from the former in a systematic way and with high precision.

Here we develop a self-renormalization method to extract the residual intrinsic non-perturbative physics and renormalization factor from a matrix element itself without using a different matrix element. The extraction of the residual is much harder than the extraction of the linear divergence term because after we take the logarithm of the matrix element (Eq. (18)), the linear divergence term is dominant and the residual is very sensitive to the subtraction. We need to properly take into account the fine features of the data, including logarithmic divergences and discretization errors.

Based on Eq. (11), we modify the fitting function Eq. (18) to be,

$$\ln \mathcal{M}(z, a) = \frac{kz}{a \ln[a\Lambda_{\text{QCD}}]} + g(z) + f_{1,2}(z)a + \frac{3C_F}{b_0} \ln \left[\frac{\ln[1/(a\Lambda_{\text{QCD}})]}{\ln[\mu/\Lambda_{\text{QCD}}]} \right] + \ln \left[1 + \frac{d}{\ln(a\Lambda_{\text{QCD}})} \right], \quad (19)$$

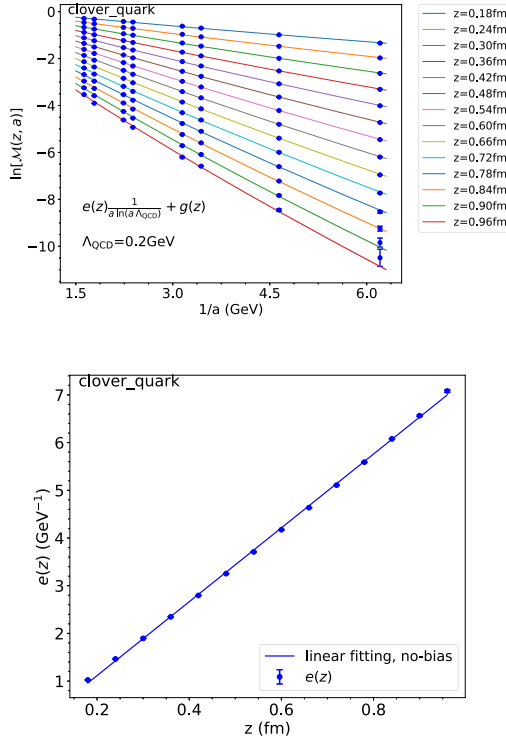


Fig. 4. Same as Fig. 3, except for the clover valence quark.

where the first term is linearly divergent. $g(z)$ is the residual, which contains the non-perturbative m_0 effect and the intrinsic non-perturbative physics. $f_{1,2}(z)a$ takes into account the discretization errors, which we allow to be different for the data calculated from MILC and RBC ensembles ($f_1(z)$ for MILC and $f_2(z)$ for RBC). The last two terms come from the resummation of leading and sub-leading logarithmic divergences, which only affect the overall normalization at different lattice spacings.

We use Eq. (19) to fit the logarithms to the data for the bare matrix elements for each z . The z points can be chosen in a large range where the lattice discretization error is small and, at the same time, the statistical error is limited. We fit the dependence on a , treating $g(z)$, $f_1(z)$, $f_2(z)$ as free parameters and fixing μ at 2 GeV, which is the renormalization scale we choose to use. We will discuss k and Λ_{QCD} in detail in Sec. 5.2 and d in Sec. 5.3. We obtain the residual $g(z)$ from the fit.

The $g(z)$ obtained this way does not correspond to what is in the perturbative $\overline{\text{MS}}$ scheme because it contains a non-perturbative m_0 effect. We need to eliminate this effect through matching the lattice result to the continuum scheme at short distance z . Based on Eq. (4) and Eq. (7), we use the following equation within a window $a \ll z < 1/\mu$ to extract m_0 ,

$$g(z) - \ln[Z_{\overline{\text{MS}}}(z, \mu, \Lambda_{\overline{\text{MS}}})] = m_0 z, \quad (20)$$

where $Z_{\overline{\text{MS}}}$ is the perturbative matrix element in the $\overline{\text{MS}}$ scheme. For the $O_{\gamma_i}(z)$ matrix elements in the pion, nucleon, and off-shell quark state, we take $Z_{\overline{\text{MS}}}$ at one loop [42],

$$Z_{\overline{\text{MS}}}(z, \mu, \Lambda_{\overline{\text{MS}}}) = 1 + \frac{\alpha_s(\mu, \Lambda_{\overline{\text{MS}}})C_F}{2\pi} \left[\frac{3}{2} \ln \frac{z^2 \mu^2}{4e^{-2\gamma_E}} + \frac{5}{2} \right], \quad (21)$$

from operator product expansion, where we fix $\mu = 2 \text{ GeV}$ and $\Lambda_{\overline{\text{MS}}} = 0.3 \text{ GeV}$. The renormalized physical matrix element is then obtained from

$$\mathcal{M}(z)_R = \exp[g(z) - m_0 z], \quad (22)$$

and is expected to be consistent with $Z_{\overline{\text{MS}}}$ at small z .

One could consider higher-order $\overline{\text{MS}}$ matrix elements for matching, including summing over large logarithms. We choose not to do this here as it does not affect the procedure for the subsequent analysis, and therefore does not change the main conclusions of the paper. However, to obtain physical results at high precisions, one might need to examine this more carefully.

We thus define a renormalization factor

$$Z(z, a)_R = \exp \left[\frac{kz}{a \ln[a \Lambda_{\text{QCD}}]} + m_0 z + f_{1,2}(z)a + \frac{3C_F}{b_0} \ln \left[\frac{\ln[1/(a \Lambda_{\text{QCD}})]}{\ln[\mu/\Lambda_{\text{QCD}}]} \right] + \ln \left[1 + \frac{d}{\ln(a \Lambda_{\text{QCD}})} \right] \right], \quad (23)$$

which includes the discretization error as well. All the parameters here are either fixed, fitted or fine-tuned through the renormalization procedure from the matrix element $\mathcal{M}(z, a)$ itself. Dividing the bare matrix element $\mathcal{M}(z, a)$ by $Z(z, a)_R$, we get

$$\widetilde{\mathcal{M}}_R(z) = \mathcal{M}(z, a)/Z(z, a)_R. \quad (24)$$

If our procedure eliminates all the divergences and discretization errors, we should expect that $\widetilde{\mathcal{M}}_R(z)$ is a -independent and the same as $\mathcal{M}(z)_R$ (Eq. (22)). The degree to which this is the case can be used as a test of the self-renormalization procedure.

5.2. Renormalon uncertainty

Now let us turn to the parameter k and Λ_{QCD} in Eq. (19). In Eq. (19), we have only considered the leading order perturbative term for the linear divergence and neglected higher-order ones. These can be included partially by a proper choice of Λ_{QCD} . For example, the coupling constants with different choices of Λ are related to each other by perturbation theory [70],

$$\alpha_s(Q, \Lambda_{\text{QCD}}) \sim \alpha_s(Q, \Lambda) + c_2 \alpha_s^2(Q, \Lambda) + c_3 \alpha_s^3(Q, \Lambda) + \dots \quad (25)$$

In principle, Λ_{QCD} depends on the specific lattice action, and one needs to perform multi-loop calculations to relate them. In our analysis, we treat Λ_{QCD} as a fitting parameter which, therefore, can effectively take into account some higher-order effects.

Next we want to discuss the coefficient k of the linear divergence. QCD perturbation theory not only predicts the $1/a$ dependence and linear z dependence (which we have tested in Sec. 4), but also the value of k . Comparing Eq. (5) and Eq. (19), we get the one-loop perturbative value of k :

$$k = \frac{(2\pi)^2}{3b_0} = 1.46 = 7.4 \text{ GeV}^{-1} \text{ fm}^{-1}. \quad (26)$$

Next, we check whether this value is consistent with our data.

We use Eq. (19) to fit the bare $O_{\gamma_t}(z)$ matrix element in the pion state for the clover action without HYP smearing, treating $g(z)$, $f_1(z)$, $f_2(z)$ as fitted parameters. If we take $(k, \Lambda_{\text{QCD}})$ to

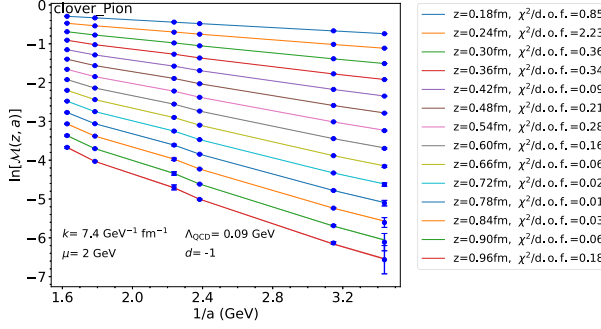


Fig. 5. Using Eq. (19) to fit the bare $O_{\gamma_1}(z)$ matrix element in the pion state for the clover action without HYP smearing. Blue points are interpolated data and colorful curves are fitted curves for each z . The fitted curves are broken lines because $f_1(z)$ and $f_2(z)$ are allowed to be different. k , Λ_{QCD} , and d are fixed at $7.4 \text{ GeV}^{-1} \text{ fm}^{-1}$ (1.46 if dimensionless), 0.09 GeV , and -1 respectively. The $\chi^2/\text{d.o.f.}$ of the fitting for each z is listed in the plot legend.

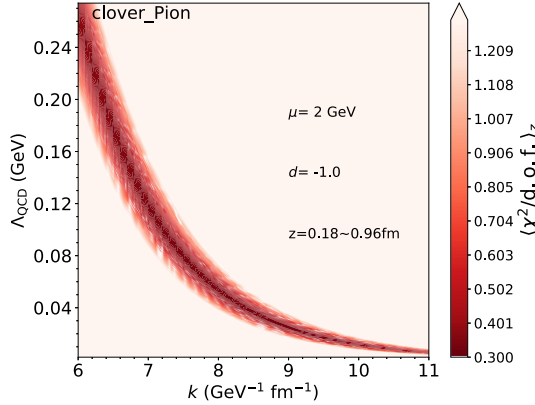


Fig. 6. χ^2 map with respect to k and Λ_{QCD} . $\langle \chi^2/\text{d.o.f.} \rangle_z$ is the average of $\chi^2/\text{d.o.f.}$ among the fitting for each z . The “small- χ^2 band” shows that k and Λ_{QCD} are strongly correlated and uncertain for the chosen data.

be one set of values, e.g., $(7.4 \text{ GeV}^{-1} \text{ fm}^{-1}, 0.09 \text{ GeV})$, we can perform a fitting for each z , as seen in Fig. 5. There is a $\chi^2/\text{d.o.f.}$ for the fit at each z and we calculate the average of them, denoted as $\langle \chi^2/\text{d.o.f.} \rangle_z$. Varying $(k, \Lambda_{\text{QCD}})$ generates a χ^2 map, as seen in Fig. 6.

The sets of $(k, \Lambda_{\text{QCD}})$ of small χ^2 lie in a band, which we call the “small- χ^2 band”. That means that k and Λ_{QCD} are strongly correlated, while there is a large uncertainty for k and Λ_{QCD} separately. If we choose some sets of values from the “small- χ^2 band” to do the fitting, we find the fitted residuals $\text{Exp}[g(z)]$ are very different, as seen in Fig. 7. However, after eliminating the non-perturbative m_0 effect, the renormalized matrix elements $\text{Exp}[g(z) - m_0 z]$ are all the same (see Fig. 8). Therefore, the uncertainty in k and Λ_{QCD} will not significantly influence the final physical result.

The reason for this uncertainty lies in the behavior of $\frac{k}{a \ln[a \Lambda_{\text{QCD}}]}$ (the term related to the linear divergence in Eq. (19)) in the a range of our data. Varying along the “small- χ^2 band” effectively shifts $\frac{k}{a \ln[a \Lambda_{\text{QCD}}]}$ by a constant C , see Fig. 9. The Cz term is absorbed into $g(z)$ automatically

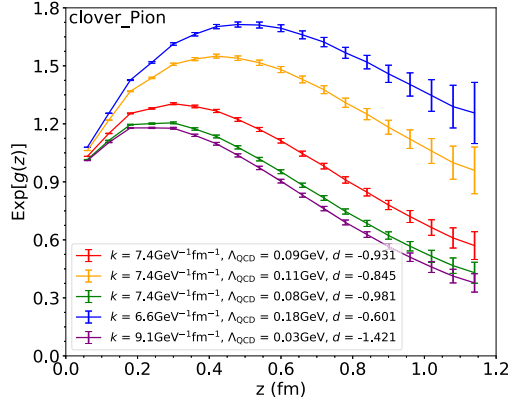


Fig. 7. The fitted residual $\text{Exp}[g(z)]$ for different sets of $(k, \Lambda_{\text{QCD}})$ along the “small- χ^2 band”.

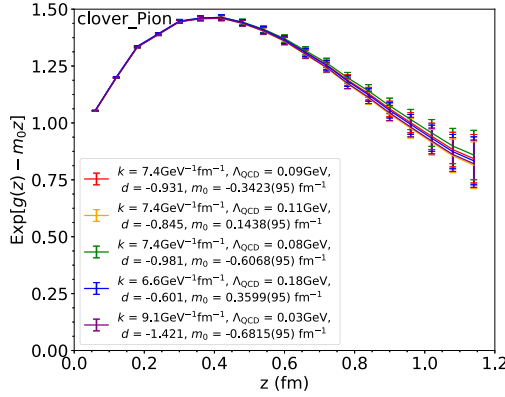


Fig. 8. The renormalized matrix element $\text{Exp}[g(z) - m_0 z]$ for different sets of $(k, \Lambda_{\text{QCD}})$ along the “small- χ^2 band”.

during fitting so there is a large uncertainty for k and Λ_{QCD} . However, when we eliminate the m_0 effect, the Cz term has been taken into account, and the final result does not change.

Another way to interpret this is that the perturbative value of k is consistent with the “small- χ^2 ” band and therefore is consistent with the fit. As a consequence, we can fix k at the one-loop perturbative value, $7.4 \text{ GeV}^{-1} \text{ fm}^{-1}$ (or 1.46 if dimensionless) in the subsequent analysis. Even with this choice of k , Λ_{QCD} can still vary within a reasonable range of χ^2 while the physical result is stabilized by the choice of m_0 . We call this correlation between Λ_{QCD} and m_0 the “phenomenological renormalon uncertainty”, in the sense that Λ_{QCD} is characteristic for the different truncation/resummation schemes for the perturbation series, but that the non-perturbative m_0 compensates the effects of the differences [49–52].

5.3. Tuning parameter- d to match the continuum scheme

In principle, the parameter d in Eq. (19) is determined by the lattice action. In our data, there are two different dynamical lattice ensembles (MILC and RBC) and two different valence fermion actions (overlap and clover). Here we treat d as a fine-tuning parameter to make sure

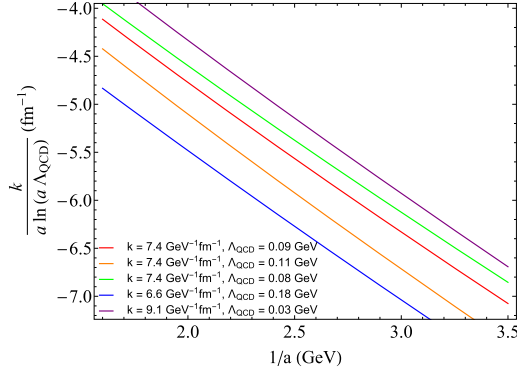


Fig. 9. The linear divergent term in the a range of our data for different sets of $(k, \Lambda_{\text{QCD}})$ along the “small- χ^2 band”.

that $(g(z) - \ln[Z_{\overline{\text{MS}}}(z, \mu, \Lambda_{\overline{\text{MS}}})])$ in Eq. (20) is proportional to z within a window $a \ll z < 1/\mu$. As shown in Fig. 10, this is quite effective. We have also tested that d has little influence on χ^2 since the effect of tuning d shifts $g(z)$ simply by a constant.

Fig. 11 shows that the renormalized matrix element $\text{Exp}[g(z) - m_0 z]$ (blue) for clover quarks is consistent with $Z_{\overline{\text{MS}}}$ (black) at small z . However, at large z , there is a significant discrepancy between $\text{Exp}[g(z) - m_0 z]$ and $Z_{\overline{\text{MS}}}$. That means that there is a significant non-perturbative effect at large z in the popular RI/MOM and ratio renormalization schemes used previously. To our knowledge, this is the first time that this difference has been studied in the literature. This finding supports the usage of the hybrid renormalization procedure proposed recently [39].

5.4. Self-renormalization procedure

The procedure developed in the previous subsections forms our self-renormalization strategy. This procedure can overcome some of the problems encountered in the renormalization of the linear divergence due to the numerical uncertainties associated with exponentially-amplified small errors. There are three steps in this process:

1. Use Eq. (19) to fit the data of the bare matrix elements \mathcal{M} . For each z (here z can be chosen in a large range and linear interpolation with respect to z might be needed for the data in $\ln \mathcal{M}(z, a)$), fit the dependence on a , treating Λ_{QCD} as a global parameter, namely the same for all z , and $g(z)$, $f_1(z)$, $f_2(z)$ as fit parameters, with fixing $k = 7.4 \text{ GeV}^{-1} \text{ fm}^{-1}$ (or 1.46 if dimensionless), and $\mu = 2 \text{ GeV}$. Fine-tune d to make sure that $g(z) - \ln[Z_{\overline{\text{MS}}}]$ is proportional to z within a window $a \ll z < 1/\mu$. We obtain the residual $g(z)$ through fitting;

2. Use Eq. (20) to fit the dependence on z (within a window $a \ll z < 1/\mu$) to extract m_0 . Then calculate the renormalized matrix element $\text{Exp}[g(z) - m_0 z]$ (Eq. (22)), which is considered valid for a large range of z ;

3. Calculate $\mathcal{M}(z, a)/Z(z, a)_R$ (Eq. (24)) to see if showing any dependence on the lattice constant a and compare with $\text{Exp}[g(z) - m_0 z]$.

In step 1 and 2, one can use another way to get d and m_0 : Modify Eq. (19) through replacing $g(z)$ with $(\ln[Z_{\overline{\text{MS}}}(z, \mu, \Lambda_{\overline{\text{MS}}})] + m_0 z)$, and then use the modified fitting function to fit the bare matrix element at small z to extract d and m_0 . This way should be equivalent to the procedure outlined above and we will not follow it here.

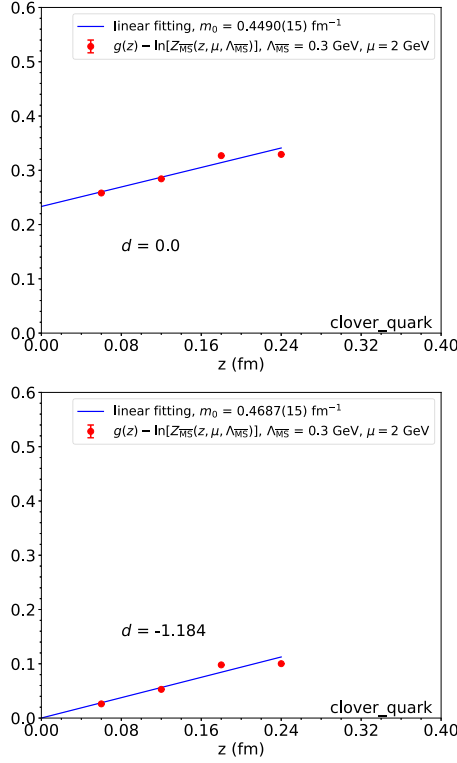


Fig. 10. The fitting to extract m_0 based on Eq. (20) for the bare $O_{\gamma_1}(z)$ matrix element in the off-shell quark state for the clover action without HYP smearing. Red points are $g(z) - \ln[Z_{\overline{MS}}]$, where $g(z)$ is extracted through fitting the data for the bare matrix element using Eq. (19) and $Z_{\overline{MS}}$ given in Eq. (21). The blue line is the linear fit of the red points (where the fitting function is $m_0 z + C_0$). The fitted m_0 is given in the plot legend. k is fixed at $7.4 \text{ GeV}^{-1} \text{ fm}^{-1}$ (1.46 if dimensionless) and Λ_{QCD} is chosen as the best fit value 0.118 GeV . In the upper panel, d is zero and $g(z) - \ln[Z_{\overline{MS}}]$ is in a linear relationship with z but not proportional to z . (It does not go through the origin). In the lower panel, we tune d to make sure that $g(z) - \ln[Z_{\overline{MS}}]$ is proportional to z .

In step 3, we need to calculate $Z(z, a)_R$ as well as estimate its error. We shall not propagate the fitting error of Λ_{QCD} to $Z(z, a)_R$ because the effect of slight variation of Λ_{QCD} can be compensated by m_0 and will not influence our result as we have discussed in Sec. 5.2.

Since the lattice data we use do not provide systematic errors, we will add a dummy systematic error δ_{sys} to the data during our fitting [45]

$$(\sigma_{\ln \mathcal{M}})_{\text{new}} = \sqrt{(\sigma_{\ln \mathcal{M}})_{\text{old}}^2 + (\delta_{\text{sys}} a \mu)^2}, \quad (27)$$

where we assume that there is an $a\mu$ dependence as well. This choice is intended to give more weight to the small lattice spacing data in the fitting.

5.5. Comparing results from different actions and matrix elements

In this subsection, we apply the self-renormalization method to the $O_{\gamma_1}(z)$ matrix elements in the pion, nucleon, and off-shell quark state with valence clover and overlap actions without HYP smearing. We compare the renormalization factors and physics results. We find that apart

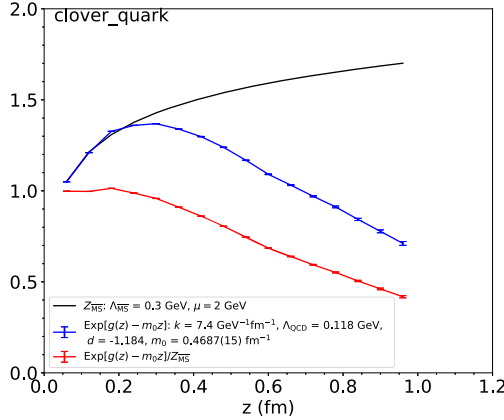


Fig. 11. Renormalized $O_{\gamma_l}(z)$ matrix element in the off-shell quark state for the clover action without HYP smearing. Blue points are the renormalized matrix element $\text{Exp}[g(z) - m_0 z]$. The black curve denotes $Z_{\overline{\text{MS}}}$ and the red points are their ratio. k is fixed at $7.4 \text{ GeV}^{-1} \text{fm}^{-1}$ (1.46 if dimensionless) and Λ_{QCD} is chosen as the best fitted value 0.118 GeV . The parameter d is fine-tuned to be -1.184 .

from the case of the RI/MOM matrix element with clover valence fermion, all other renormalization factors are similar. Despite this difference in renormalization factor, the physical results are independent of fermion actions.

Figs. 12 through 16 show the detailed results of applying the self-renormalization method for different cases. For the RI/MOM factor with overlap and clover fermions, we analyze eight different lattice spacings from two different types of gauge ensembles. For the pion matrix element calculated with the overlap fermion action, we analyze three different lattice spacings from MILC ensembles. In the clover pion case, we use six different lattice spacings from two different types of gauge ensembles. For the nucleon matrix element with clover fermion action, we analyze five different lattice spacings from MILC ensembles.

Subfigure (a) in each figure is used to estimate the best fitted value of the global parameter Λ_{QCD} as well as its error. For each chosen Λ_{QCD} , we can use Eq. (19) to fit the bare matrix element. The fitting for each z gives us a separate χ^2 . We can calculate the averaged χ^2 for different z , denoted as $\langle \chi^2 \rangle_z$. Subfigure (a) shows $\langle \chi^2 \rangle_z - [\langle \chi^2 \rangle_z]_{\min}$ with respect to Λ_{QCD} . $\langle \chi^2 \rangle_z - [\langle \chi^2 \rangle_z]_{\min} = 0$ gives us the best fitted Λ_{QCD} and $\langle \chi^2 \rangle_z - [\langle \chi^2 \rangle_z]_{\min} = 1$ gives us its error. If the data points for different z were independent, we should use the total χ^2 for the fits at different z to estimate the error of Λ_{QCD} . However, since we have done linear interpolations of the original data points, some of the points are correlated to each other. So here we just use $\langle \chi^2 \rangle_z$ to estimate the error of Λ_{QCD} . The range of z starts from 0.18 fm here but not 0.06 fm because the χ^2 for $z = 0.06$ or 0.12 fm is much larger than others. d is fixed to be -1 since it has little influence on χ^2 .

For $\delta_{\text{sys}} = 0.002$, the best fitted values of Λ_{QCD} are $0.1086(17)$, $0.1350(21)$, $0.093(10)$, $0.086(14)$, $0.0926(61) \text{ GeV}$ for the correlations in the overlap quark, clover quark, overlap pion, clover pion, and clover nucleon, respectively. As one can see, they are quite similar except for the correlation in the clover quark state. While the size of the systematic error has some effects for the correlation in the quark case, it has little influence on the correlation in the physical states.

In subfigure (b) in each figure, after taking Λ_{QCD} to be the best fitted value, we use Eq. (19) to fit the bare matrix elements to extract $g(z)$. The range of z is taken from 0.06 fm to 1.02 fm

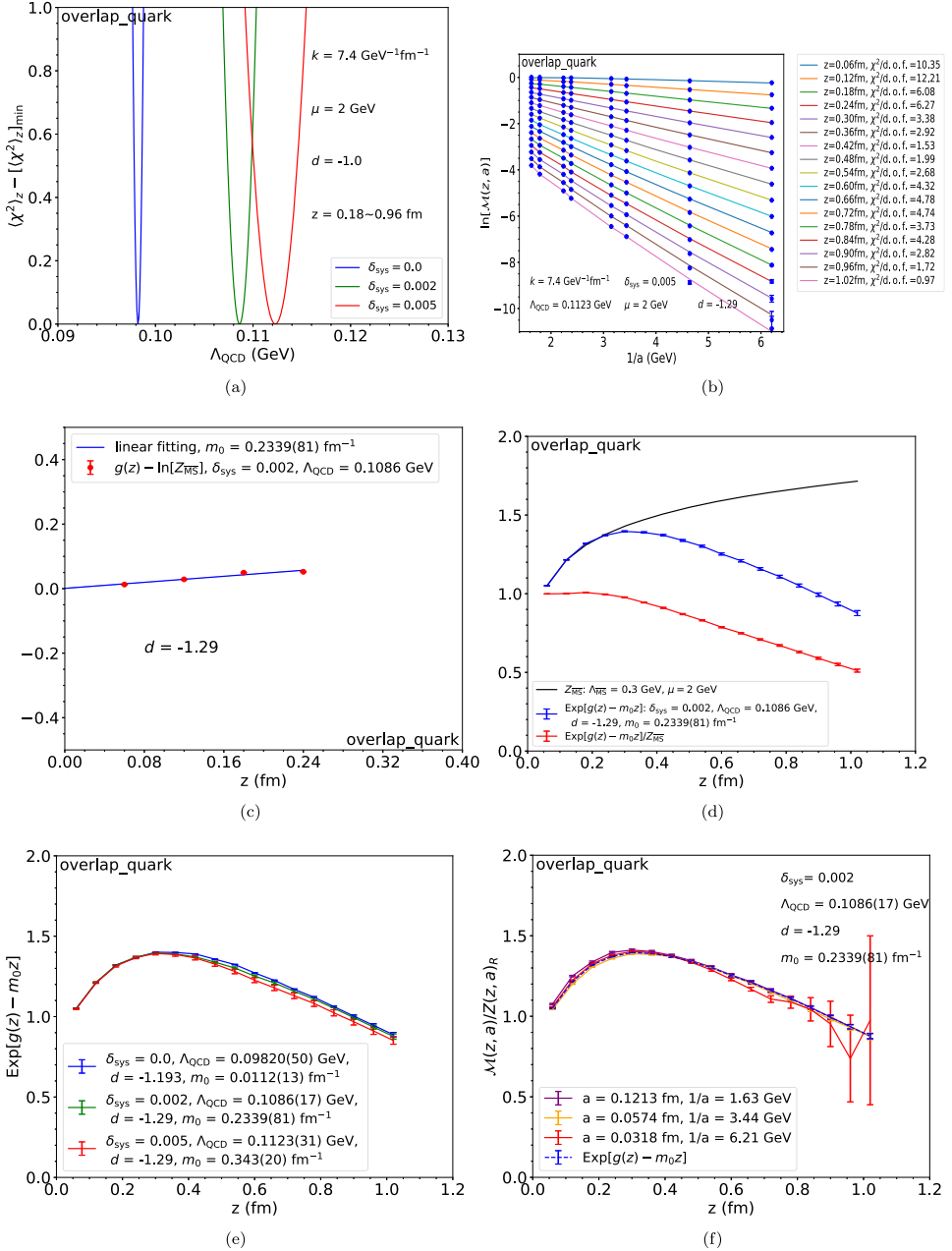


Fig. 12. Self-renormalizing the $O_{\gamma}(z)$ correlator in the off-shell quark state calculated for the overlap action without HYP smearing, using Eq. (19). (a) shows $\langle \chi^2 \rangle_z - [(\chi^2)_z]_{\min}$ with respect to Λ_{QCD} . The best fitted Λ_{QCD} with its error can be estimated here. (b), (c) and (d) show the procedure to get the renormalized matrix element $\text{Exp}[g(z) - m_0 z]$. (b) shows the fitting of the bare matrix element to extract $g(z)$. Blue points are interpolated data and colorful curves are fitted curves. (c) shows the fitting to extract m_0 . (d) shows $\text{Exp}[g(z) - m_0 z]$ (blue), compared with $Z_{\overline{\text{MS}}}$ (black). (e) is the comparison of $\text{Exp}[g(z) - m_0 z]$ for different δ_{sys} . (f) is the ratio of bare matrix element and renormalization factor (connected with solid lines), compared with $\text{Exp}[g(z) - m_0 z]$ (connected with dashed lines).

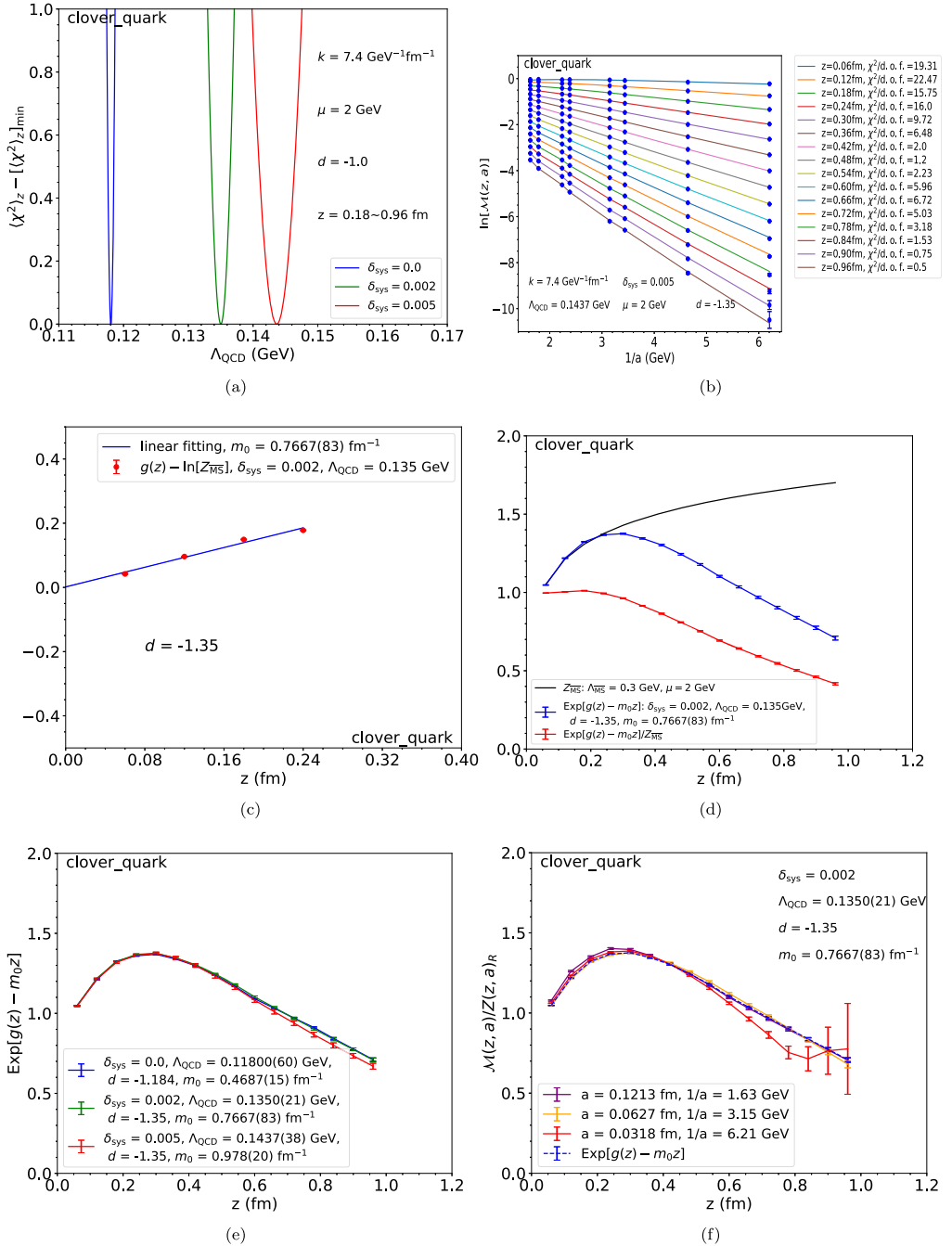


Fig. 13. Same as Fig. 12, with the $O_{\gamma_t}(z)$ correlator in the off-shell quark state calculated for the clover action.

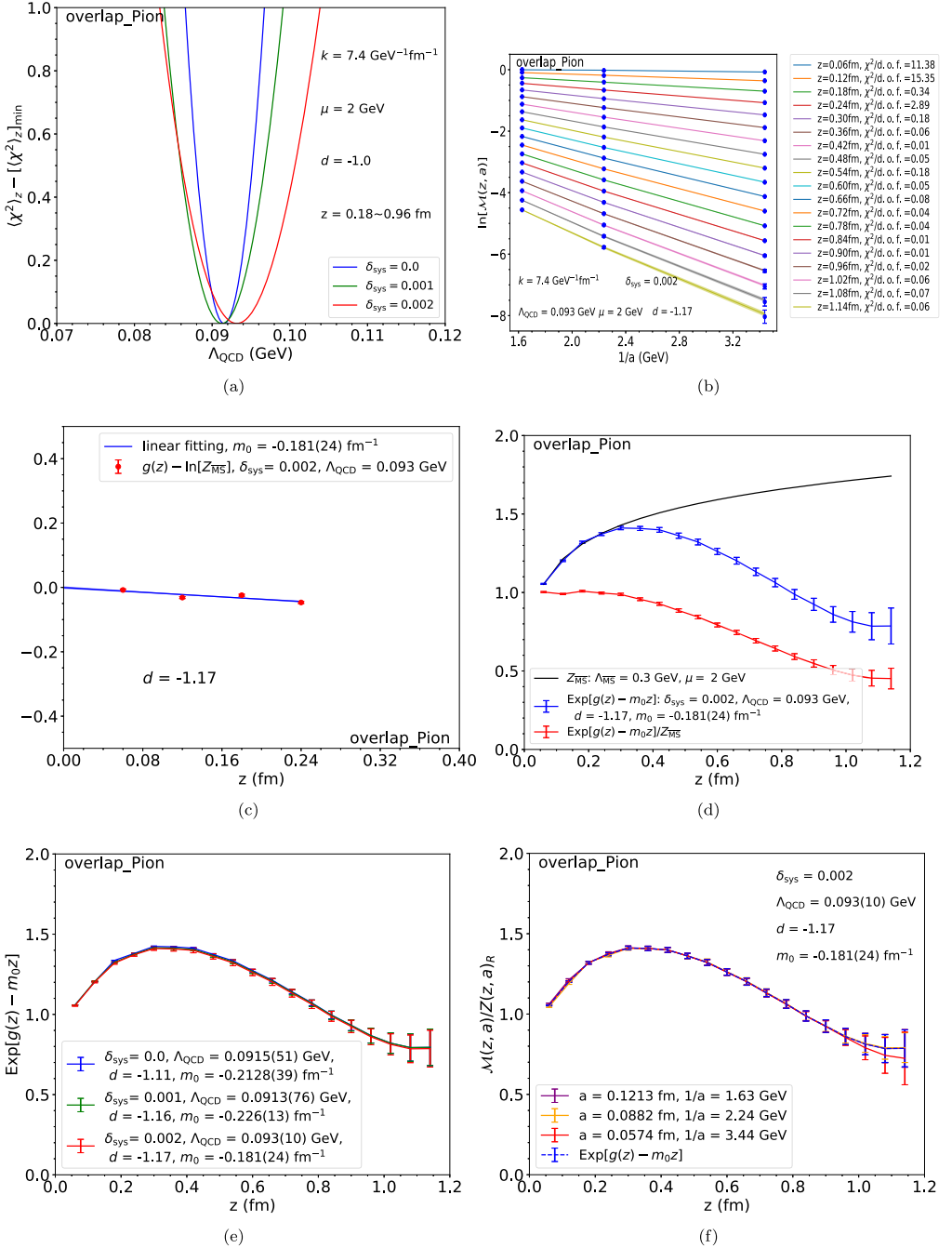


Fig. 14. Same as Fig. 12, with quasi-LF correlation in zero-momentum pion state calculated with the overlap fermion action.

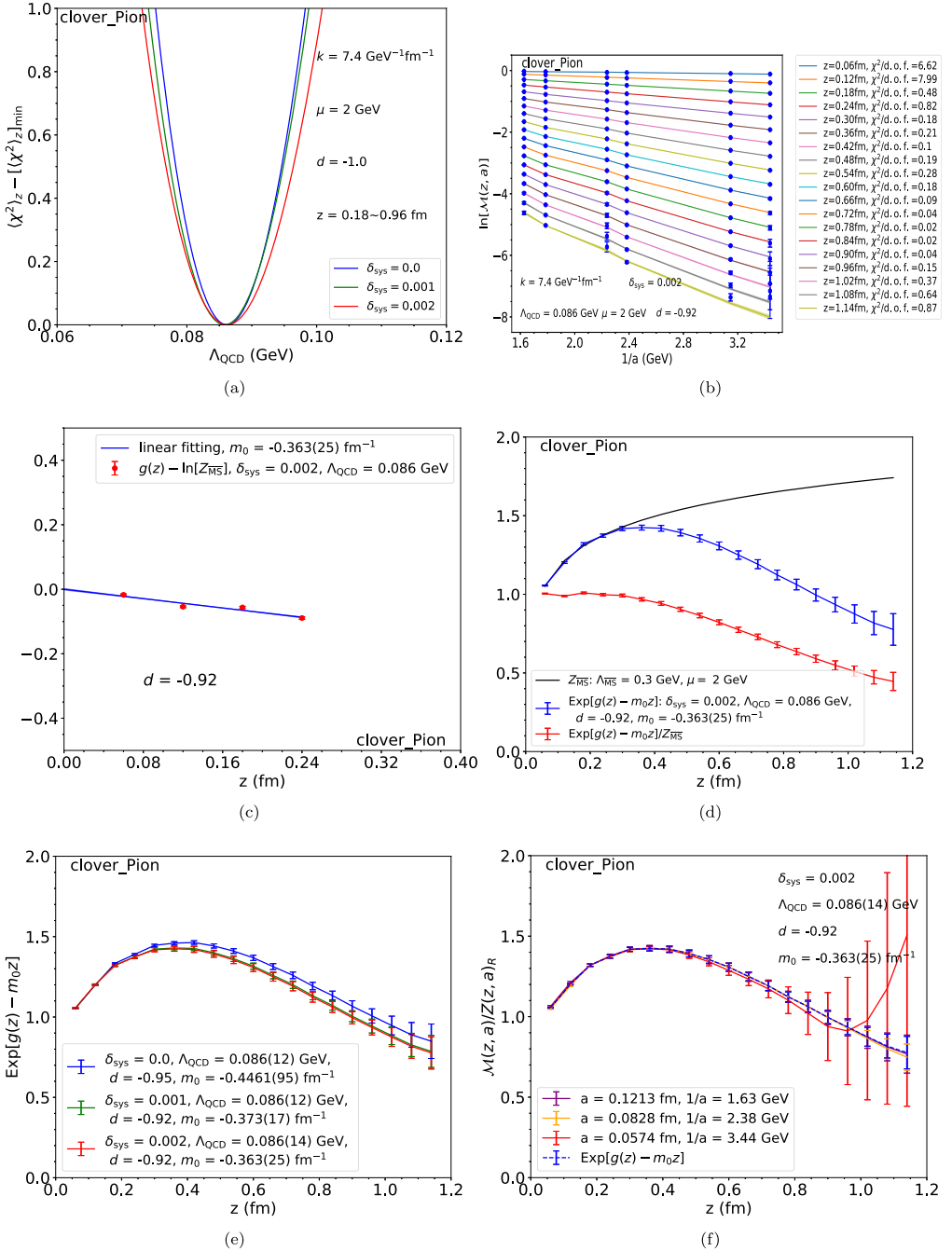


Fig. 15. Same as Fig. 12, with quasi-LF correlation in zero-momentum pion state calculated with the clover fermion action.

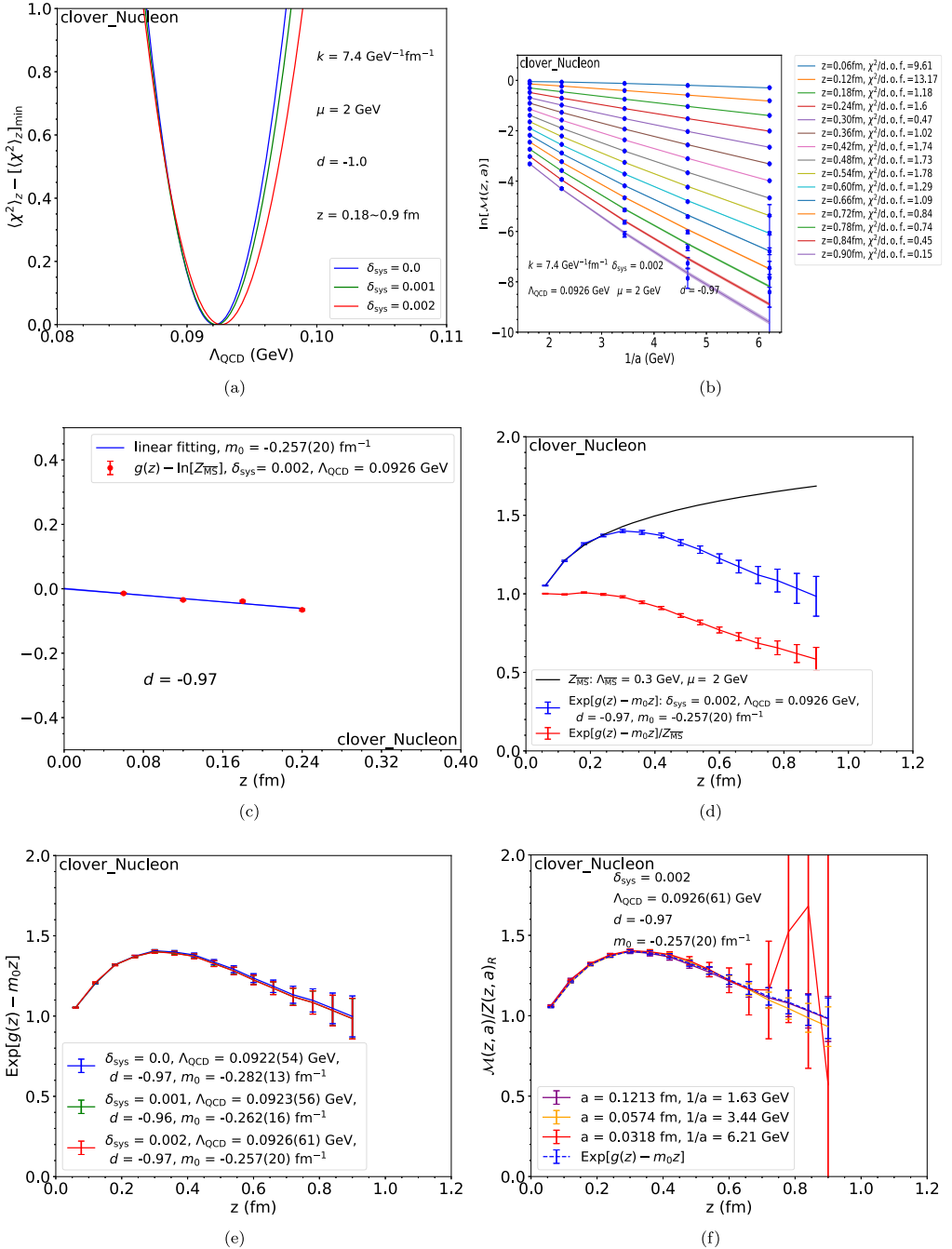


Fig. 16. Same as Fig. 12, with quasi-LF correlation in zero-momentum nucleon state calculated with the clover fermion action.

with 17 different z values for correlations in the overlap quark case, from 0.06 fm to 1.14 fm, with 19 different z values for correlations in the overlap pion and clover pion cases, from 0.06 fm to 0.96 fm, with 16 different z in the clover quark case, from 0.06 fm to 0.9 fm, and with 15 different z values in the clover nucleon case. We fine-tune d to make sure that $g(z) - \ln[Z_{\overline{\text{MS}}}]$ is proportional to z within the window $0.06 \text{ fm} \leq z \leq 0.24 \text{ fm}$. The fine-tuned d values are $-1.29, -1.35, -1.17, -0.92, -0.97$ in the five cases, respectively. They are all close to -1 .

Subfigure (c) in each figure shows the fitting to extract m_0 . For $\delta_{\text{sys}} = 0.002$, the fitted values of m_0 are $0.2339(81), 0.7667(83), -0.181(24), -0.363(25),$ and $-0.257(20) \text{ fm}^{-1}$ in the five cases, respectively. They are all about the order of $\Lambda_{\text{QCD}} \sim 0.1 \text{ GeV}$ (about 0.5 fm^{-1}), which supports the argument in Sec. 2 that m_0 originates from the non-perturbative renormalon effect.

In subfigure (d) in each figure, we show our result for the renormalized matrix element $\text{Exp}[g(z) - m_0 z]$ in blue points connected by lines. As z increases, $\text{Exp}[g(z) - m_0 z]$ increases first, following the perturbative result, and then decreases from about $z = 0.25 \text{ fm}$ on. In all the cases, $\text{Exp}[g(z) - m_0 z]$ is consistent with $Z_{\overline{\text{MS}}}$ at small z . However, at large z , there is a significant discrepancy between $\text{Exp}[g(z) - m_0 z]$ and $Z_{\overline{\text{MS}}}$. This means that there is a large non-perturbative effect at large z in the popular RI/MOM and ratio renormalization scheme used previously, which supports the hybrid renormalization procedure proposed recently [39]. We have already briefly discussed this in Sec. 5.3.

Subfigure (e) shows the renormalized matrix element $\text{Exp}[g(z) - m_0 z]$ for different δ_{sys} . A change in δ_{sys} does not influence the central values of $\text{Exp}[g(z) - m_0 z]$ for most cases except for the clover pion. In the clover pion case, the increase of δ_{sys} can slightly decrease the renormalized matrix element $\text{Exp}[g(z) - m_0 z]$.

Finally, subfigure (f) shows the ratio of bare matrix element and renormalization factor $\mathcal{M}(z, a)/Z(z, a)_R$, compared with the renormalized matrix element $\text{Exp}[g(z) - m_0 z]$. $Z(z, a)_R$ here is not extracted from a different matrix elements but from $\mathcal{M}(z, a)$ itself. This subfigure is a consistency check of our method. In all cases, $\mathcal{M}(z, a)/Z(z, a)_R$ has little dependence on a within error and is consistent with $\text{Exp}[g(z) - m_0 z]$. Therefore, our self-renormalization method can isolate the residual intrinsic physics from the linear divergence, renormalon uncertainty, log divergence and discretization error with a reasonable precision.

Although the ratio $\mathcal{M}(z, a)/Z(z, a)_R$ has a good behavior for most of the lattice spacings, it may have large errors for small lattice spacings like 0.0318 fm or 0.0574 fm. Therefore we do not recommend using $\mathcal{M}(z, a)/Z(z, a)_R$ as the renormalized matrix element. Since $\text{Exp}[g(z) - m_0 z]$ is achieved through our fitting, the large-error data points have little influence on it. We take this as the renormalized matrix element, while using $\mathcal{M}(z, a)/Z(z, a)_R$ only to test consistency.

We show in Fig. 17 a comparison of renormalized $O_{\gamma_5}(z)$ correlation in the pion state between overlap and clover actions. Before we add the systematic error, both results show appreciable difference, which may indicate that two different valence fermions will lead to different results. After we add a small dummy systematic error during the fitting, the correlations in both cases lead to similar results. That means that the systematic error is important, and the residual intrinsic non-perturbative physics is independent of valence quark formulations if it is properly included.

Finally, for curiosity, we show in Fig. 18 the renormalized correlations as well as parameters related to the divergence for all cases we studied. As mentioned before, the fitted Λ_{QCD} for overlap quark, overlap pion, clover pion and clover nucleon are similar to each other. But for the clover quark, it is markedly different. We do not yet understand the theoretical reason, but it could be due to the combination of chiral symmetry breaking and the linearly-divergent quark mass. We plan to investigate this in the future, but for the time being, at least based on these numerical observations we understand why we cannot eliminate the linear divergence using RI/MOM

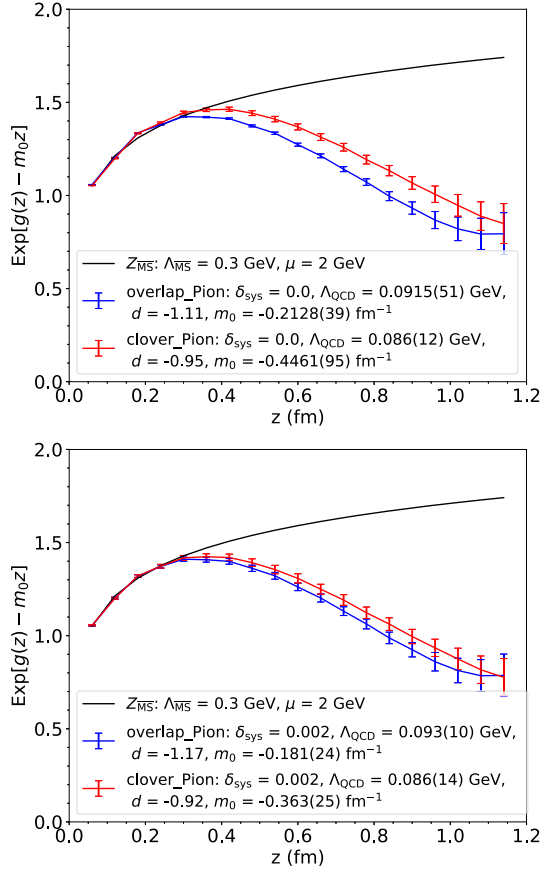


Fig. 17. Comparison of renormalized $O_{\gamma_t}(z)$ correlator in the zero-momentum pion state between overlap and clover actions without HYP smearing. Points connected by solid lines are renormalized matrix elements $\text{Exp}[g(z) - m_0 z]$. Black curve is $Z_{\overline{\text{MS}}}$. In the upper panel, $\delta_{\text{sys}} = 0$. In the lower panel, $\delta_{\text{sys}} = 0.002$.

for the clover action [45]. Quite surprisingly, the residual intrinsic non-perturbative correlations for overlap quark, pion and nucleon are very similar to each other, which we also do not fully understand.

6. Fits with other options and stability

In a phenomenological analysis, the amount of information and the accuracy one can obtain depends, obviously, on the quality of the lattice data. Given the data we have, we would like to push the limit of the analysis by including more physics in the fit until the analysis no longer yields useful information.

The first question we would like to address is whether one can get more accurate information about the linear divergence. We have used so far the one-loop perturbative QCD prediction, but treated Λ_{QCD} as a free parameter to partially take into account higher order corrections. However, one might consider directly including at least the second-order corrections. Our strategy here is

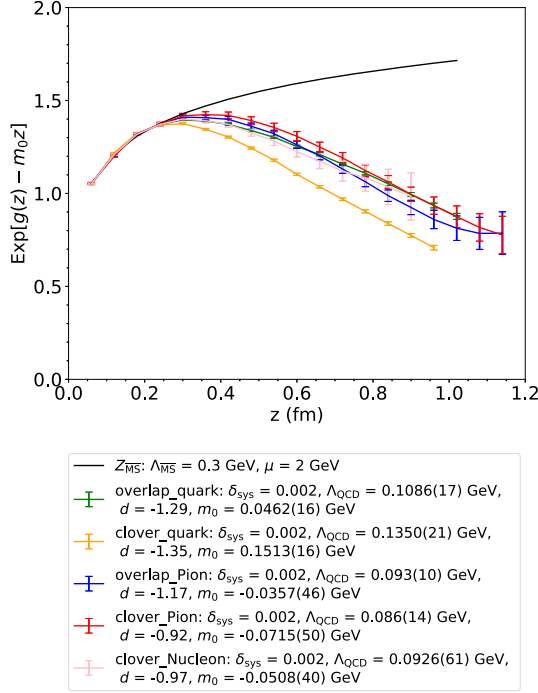


Fig. 18. Comparison of renormalized $O_{\gamma_1}(z)$ correlations for all the cases without HYP smearing. Points connected by solid lines are renormalized matrix elements $\text{Exp}[g(z) - m_0 z]$. Black curve is $Z_{\overline{MS}}$.

to fix k to its perturbative value, and to vary Λ_{QCD} and the explicit second order correction characterized by a new parameter λ

$$\ln \mathcal{M}(z, a) = \frac{k'z}{a} \tilde{\alpha}_s (1 + \lambda \tilde{\alpha}_s) + g(z) + \dots \quad (28)$$

where the terms omitted are the same as those we had before in Eq. (19). k' is related to k by $-2\pi/b_0$ (since $-k'2\pi/b_0 = k$). On the other hand, one might use the λ parameter to include some higher order corrections [51],

$$\ln \mathcal{M}(z, a) = \frac{k'z}{a} \frac{\tilde{\alpha}_s}{1 - \lambda \tilde{\alpha}_s} + g(z) + \dots \quad (29)$$

To be consistent, we now have to use the QCD running coupling constant $\tilde{\alpha}_s$ up to the second order β function $b_1 = 102 - \frac{38}{3}n_f$,

$$\tilde{\alpha}_s = \frac{4\pi}{b_0 \ln(\frac{1}{a^2 \Lambda_{\text{QCD}}^2})} \left(1 - \frac{b_1}{b_0^2} \times \frac{\ln[\ln(\frac{1}{a^2 \Lambda_{\text{QCD}}^2})]}{\ln(\frac{1}{a^2 \Lambda_{\text{QCD}}^2})} \right). \quad (30)$$

Therefore, again we have two global parameters λ and Λ_{QCD} in the fit.

The fitting process with the above parametrization is similar to what is described in Sec. 5.4. The results are shown in Figs. 19 and 20. As one can see, the range of λ and Λ_{QCD} are rather large, and strongly correlated. After picking several correlated values of the pair, matching to the

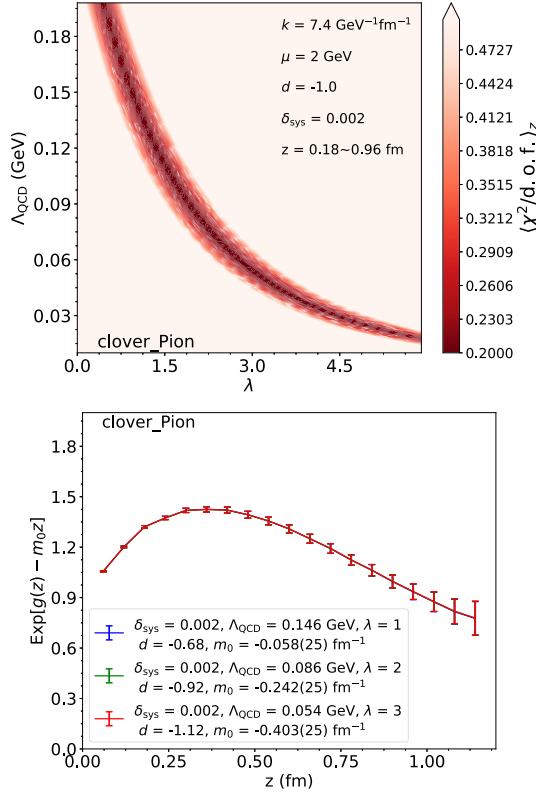


Fig. 19. Using Eq. (28) to renormalize the $O_{\gamma_1}(z)$ matrix element in the pion state for the clover action without HYP smearing. Upper Panel: χ^2 map with respect to λ and Λ_{QCD} . $(\chi^2/\text{d.o.f.})_z$ is the average of $\chi^2/\text{d.o.f.}$ from fitting for each z . Lower Panel: renormalized matrix element for several sets of $(\Lambda_{\text{QCD}}, \lambda)$ along the ‘small- χ^2 band’.

perturbative result, the resulting residual matrix elements are shown in the lower panel. One can hardly see any difference between the different choices. Moreover, the results are essentially the same as the fit without the extra λ parameter (Fig. 22). Therefore, we conclude that with the data at hand, our result is stable with respect to the higher order corrections. Only with more accurate data, one might be able to see the difference of a higher-order fit.

Another possibility one can explore is that the higher-order corrections represented by Λ_{QCD} might be different for different ensembles. Therefore, one can discuss different Λ_{QCD} values for MILC and RBC data,

$$\begin{aligned} \ln \mathcal{M}(z, a) = & \frac{kz}{a \ln[a \Lambda_{\text{QCD}1,2}]} + g(z) + f_{1,2}(z)a \\ & + \frac{3C_F}{b_0} \ln \left[\frac{\ln[1/(a \Lambda_{\text{QCD}1,2})]}{\ln[\mu/\Lambda_{\text{QCD}1,2}]} \right] + \ln \left[1 + \frac{d}{\ln(a \Lambda_{\text{QCD}1,2})} \right], \end{aligned} \quad (31)$$

where we fix the k parameter and obtain a two parameter fit, $\Lambda_{\text{QCD}1}$ and $\Lambda_{\text{QCD}2}$. The results of using the above equation is shown in Fig. 21. As shown, the two parameters are strongly correlated and proportional to each other. The difference of the two is limited to a very small range.

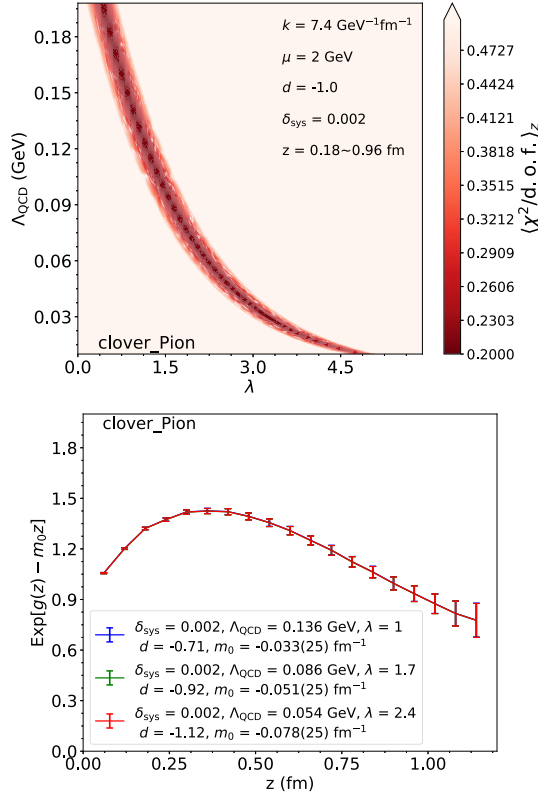


Fig. 20. Same as Fig. 19, fit using Eq. (29).

Furthermore, with different choices of the correlated pair ($\Lambda_{\text{QCD}1}$, $\Lambda_{\text{QCD}2}$), the final renormalized results do not change.

In Fig. 22, we show the results of renormalized matrix elements based on different fitting functions. All of these fitting functions lead to the same result. Thus, given the data, it is unnecessary to consider other high-order terms in the fitting function and Eq. (19) is good enough. This also supports the argument made in Sec. 5.2 that we can use the fitted Λ_{QCD} in leading order to partially represent higher order corrections.

Finally, we consider $O(a^2)$ corrections to our fitting formula. These fits were unstable, which indicates that we introduce too many fit parameters for the given data quality. The conclusion is that higher precision data is needed to constrain $O(a^2)$ terms. One can also make fits by including $O(a^2)$ instead of the linear correction. The physics for doing it is weak in our cases.

7. Renormalization of lattice smeared matrix elements

In many lattice calculations, the data can be very noisy which calls for more statistics. However, large statistics means more resources which are hard to come by sometimes. Therefore, lattice practitioners have invented phenomenological approaches to quench the short-distance fluctuations: smearing. However, smearing might lead to configurations that are not connected with fundamental theory. On the other hand, smearing in some sense just makes the effective UV

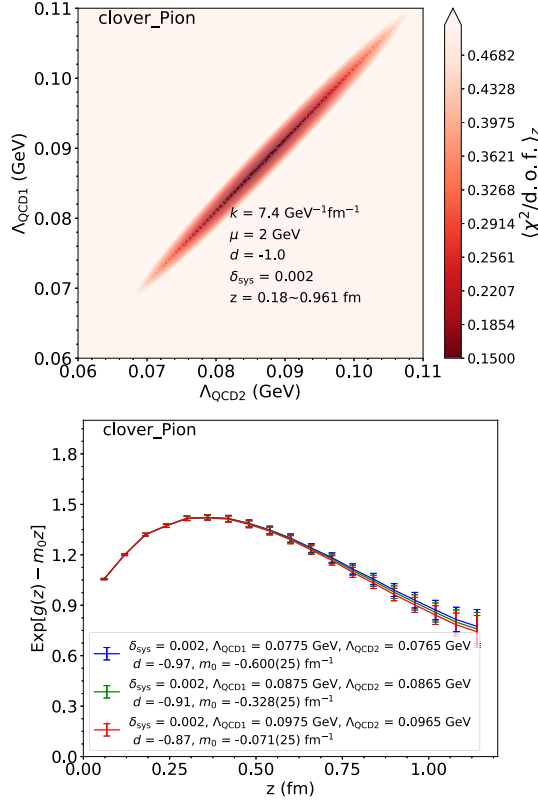


Fig. 21. Using Eq. (31) to renormalize the $O_{\gamma_l}(z)$ matrix element in the pion state for the clover action without HYP smearing. Upper Panel: χ^2 map with respect to Λ_{QCD1} and Λ_{QCD2} . $\langle \chi^2/\text{d.o.f.} \rangle_z$ is the average of $\chi^2/\text{d.o.f.}$ from fitting for each z . Lower Panel: renormalized matrix element for several sets of $(\Lambda_{\text{QCD1}}, \Lambda_{\text{QCD2}})$ along the ‘small- χ^2 band’.

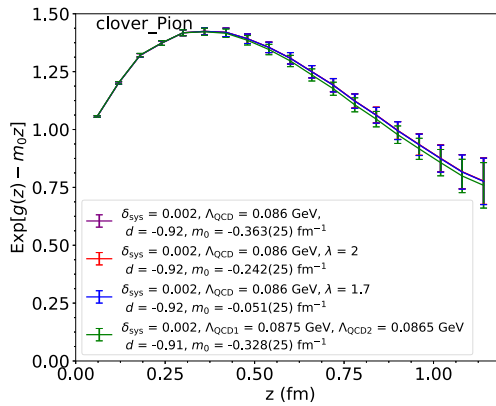


Fig. 22. Renormalized $O_{\gamma_l}(z)$ correlations in the pion state for the clover action without HYP smearing based on different fitting functions: Eq. (19) (purple), Eq. (28) (red), Eq. (29) (blue), Eq. (31) (green).

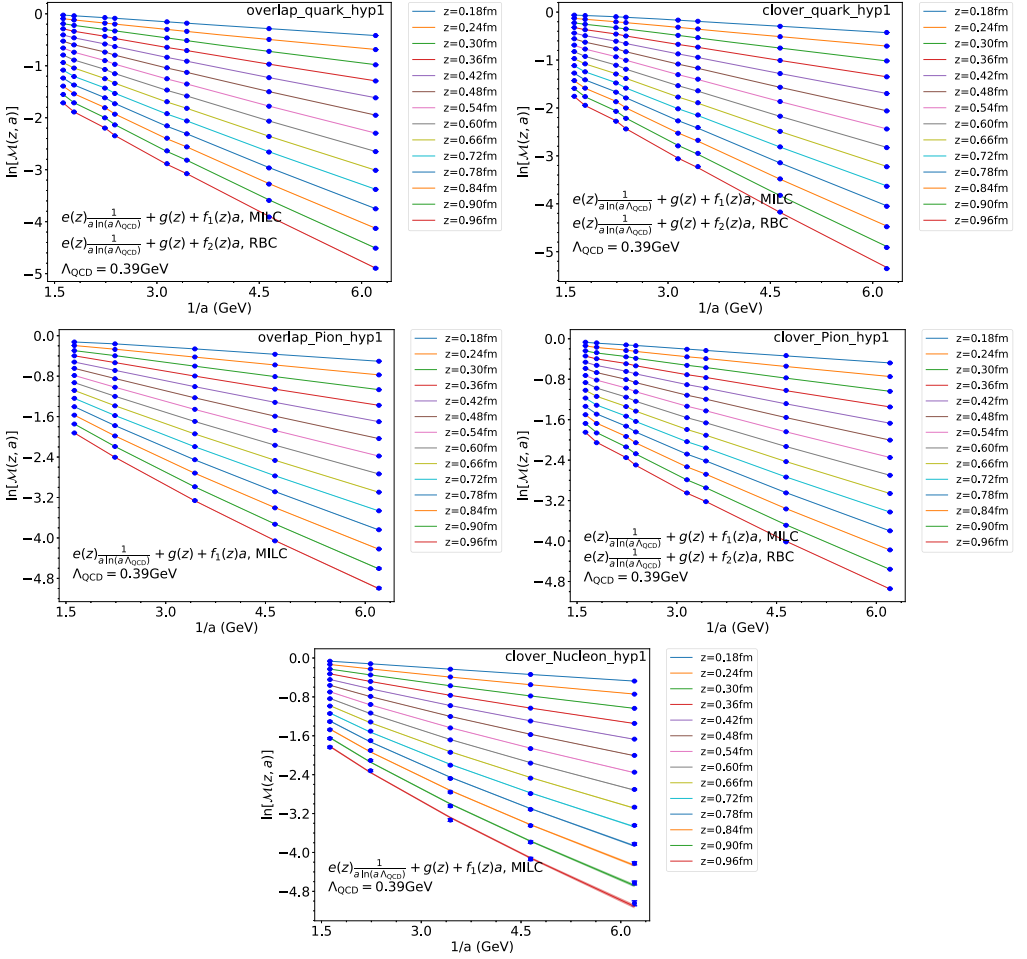


Fig. 23. Using Eq. (32) to fit $O_{\gamma_1}(z)$ matrix element for HYP smearing cases. Λ_{QCD} is fixed at 0.39 GeV.

cutoff (the inverse of the lattice spacing) smaller, and in the limit $a \rightarrow 0$, all smearing becomes local effects which can be taken into account properly through some kind of renormalization. In this section, we check if the procedure we discussed in the previous section still works for smeared matrix elements.

To ensure that the HYP smearing data are useful for refined analysis, we can do a simple test on whether the HYP smearing data show the properties of the linear divergence predicted by perturbation theory, as we have done in Sec. 4. Here we use the following function to fit the bare matrix element \mathcal{M} to extract the linear divergence factor,

$$\ln \mathcal{M}(z, a) = \frac{e(z)}{a \ln[a \Lambda_{\text{QCD}}]} + g(z) + f_{1,2}(z)a, \quad (32)$$

where we allow for a discretization error to get a better fit. We fix Λ_{QCD} at 0.39 GeV in this simple test. Fig. 23 shows the fits for different actions and states which all look reasonable. We have not shown χ^2 which will be considered in the extraction of the renormalization factor.

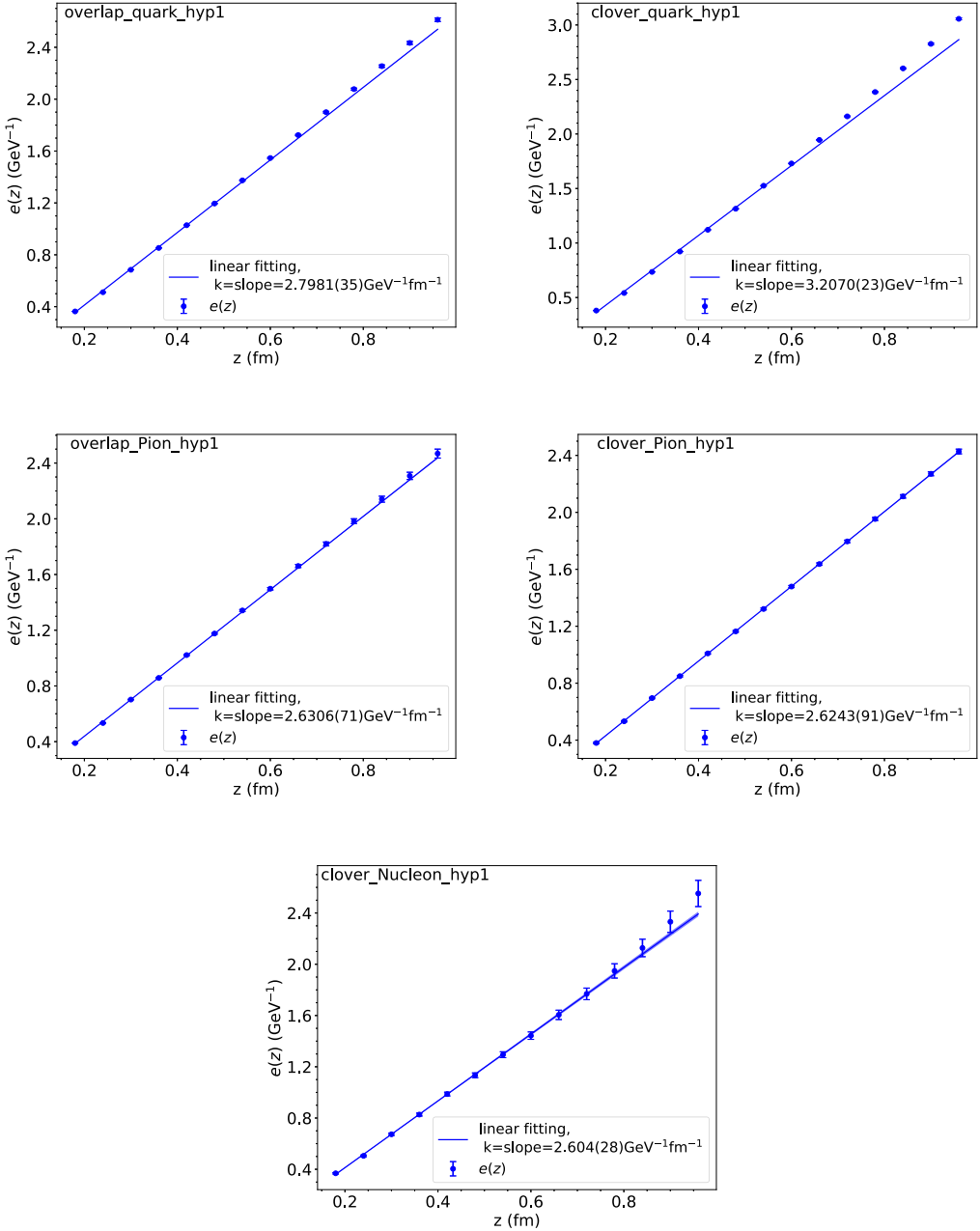


Fig. 24. $e(z)$ with respect to z . $e(z)$ is extracted from the fitting in Fig. 23. The slopes are labeled in the plot legend.

Fig. 24 shows the extracted $e(z)$ with respect to z . The linear z dependence is approximately reproduced but some deviations are seen at large z . We can perform a linear fitting of $e(z)$ and compare the fitted slopes. Overall, the quality of the fits is not as good as in the unsmearred cases, although it is still rather impressive. The slope extracted for the linear divergence for the

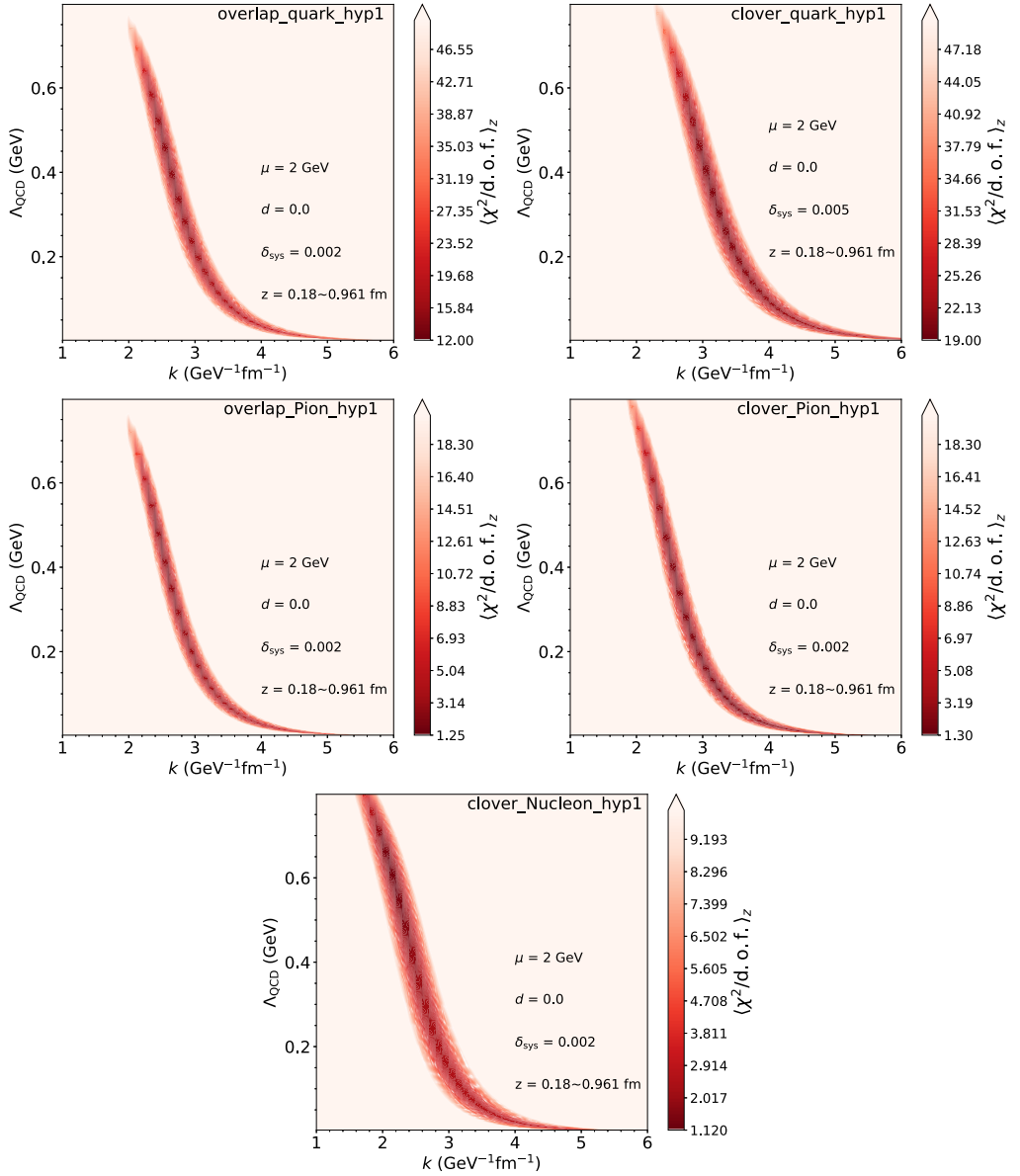


Fig. 25. Using Eq. (19) to fit the $O_{\gamma_i}(z)$ matrix element for HYP smearing. The plot shows the χ^2 map with respect to k and Λ_{QCD} for different actions and states. $\langle \chi^2/\text{d.o.f.} \rangle_z$ is the average of $\chi^2/\text{d.o.f.}$ from fitting for each z .

clover quark is totally different from the others, which explains why we cannot use the RI/MOM factor to eliminate it in the clover case for HYP smearing data [45]. These are numerical observations but the theoretical reasons require further investigation. Although the slopes for the overlap quark and pion, clover pion and nucleon are similar to each other, there are some small discrepancies. Using the RI/MOM factor for these cases may leave small residual linear diver-

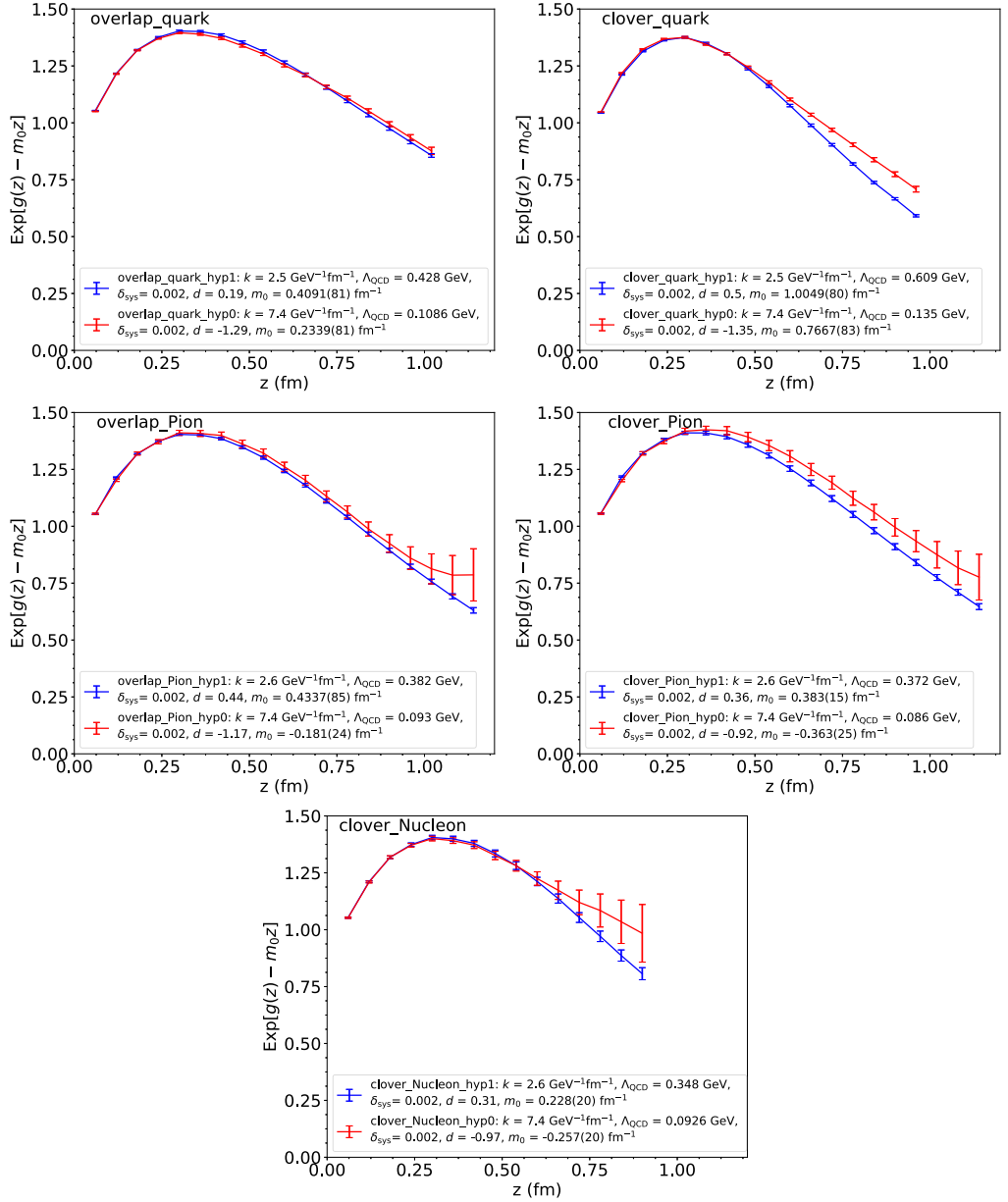


Fig. 26. Comparison between renormalized matrix elements $\text{Exp}[g(z) - m_0 z]$ for unsmearing (hyp0, red) and HYP smearing (hyp1, blue) cases.

gences, and the self-renormalization method provides a better way to renormalize the matrix elements.

Next, we extend our self-renormalization method to the HYP smeared data. Our fitting function, Eq. (19) may have no clear physical meanings for the HYP smeared date, but it may be regarded as a phenomenological model.

We start with a fit function with two parameters in the linearly divergent part, k and Λ_{QCD} . Fig. 25 shows the χ^2 map with respect to them. It is clear from the plots that in the “small- χ^2 band”, we cannot find a solution for k with the one-loop perturbative value $7.4 \text{ GeV}^{-1}\text{fm}^{-1}$ (1.46 if dimensionless, see Eq. (26)) any more. This is expected because the lattice space is enlarged by a factor of two, and therefore the values of k in the “small- χ^2 band” are expected to be at most half of this, named $3.7 \text{ GeV}^{-1}\text{fm}^{-1}$ (0.73 if dimensionless). In fact, most probable k is now around $3.0 \text{ GeV}^{-1}\text{fm}^{-1}$ (0.59 if dimensionless) or below. Another way of saying this is HYP smearing smooths out the short-range behaviors such as the linear divergence. The value of Λ_{QCD} , on the other hand, has a larger range, possibly corresponding again to a larger effective lattice spacing.

So for the HYP smearing cases, we choose a set of $(k, \Lambda_{\text{QCD}})$ near the center of the “small- χ^2 band”. We choose $k = 2.5 \text{ GeV}^{-1}\text{fm}^{-1}$ (0.49 if dimensionless) for overlap quark and clover quark, and $k = 2.6 \text{ GeV}^{-1}\text{fm}^{-1}$ (0.51 if dimensionless) for overlap pion, clover pion and clover nucleon. The corresponding Λ_{QCD} shows a larger dispersion, with $\Lambda_{\text{QCD}} = 0.43$ and 0.38 GeV for overlap quark and pion correlations respectively, and $\Lambda_{\text{QCD}} = 0.61, 0.37$ and 0.35 GeV for clover quark, pion and nucleon correlations, respectively.

Once the $(k, \Lambda_{\text{QCD}})$ parameters are chosen, we subtract the linear divergences, and match the result to the perturbative matrix elements to determine possible further subtractions for the non-perturbative mass effect. Fig. 26 shows that the renormalized matrix elements for HYP smearing in blue ticks and lines, in comparison with the cases without HYP smearing.

The large difference between smeared and unsmeared matrix elements is seen in the case of clover quark correlation at large z . Again, we speculate that due to the chiral symmetry breaking effects, the linear divergence has some curious behavior there. However, the difference is smaller in the pion matrix element where the error bars are also bigger. For the overlap case, the correlations for quark and pion show no substantial change due to smearing effects. On the other hand, the matrix element in the nucleon case shows a much smaller error bar in the smeared case, which demonstrates the power of smearing.

To conclude, our analysis method to renormalize the linear divergent matrix elements can successfully be used for smeared matrix elements as well. Smearing does not seem to change the behavior of renormalization qualitatively, but only quantitatively. The intrinsic physics does not seem to change under (moderate) smearing, consistent with the expectation that smearing is an alternative method to reduce the statistical noise in lattice calculations.

8. Linear divergence of correlations in QCD vacuum

In this section, we analyze the linear divergence of the Wilson line in the matrix elements taken in the QCD vacuum. We try to test if the divergence is universal and if the divergent mass can be extracted successfully from these matrix elements. We consider three new types of matrix elements: 1) large-size Wilson loop that has been used to extract heavy-quark potential, 2) the vacuum matrix element of the quasi-PDF operator, 3) the vacuum matrix element of Wilson link operator in a fixed gauge. The data are for MILC ensembles and, when applicable, with the clover action. According to the last section, smearing does not change the form of renormalization, and therefore, we consider here the higher-precision data with one step smearing. Since we just want to test the linear divergence, we can use the simple function Eq. (32) in our fitting.

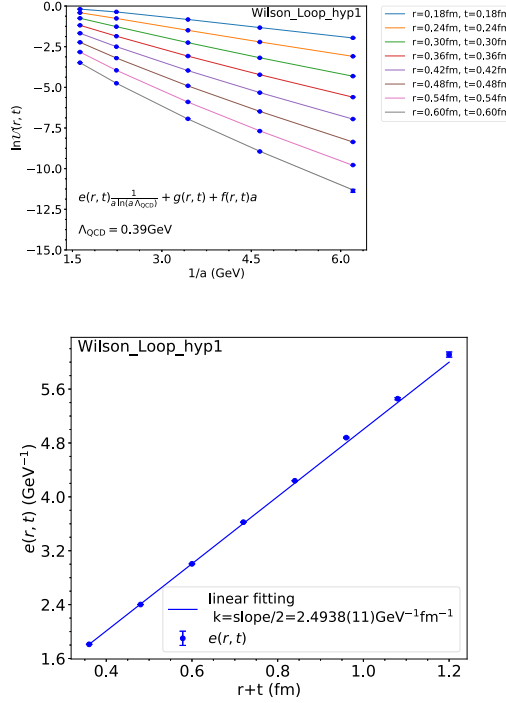


Fig. 27. Test of linear divergence for a Wilson Loop for HYP smearing cases. The slope is consistent approximately with hadronic matrix elements from the previous section.

8.1. Wilson loop

To extract the linear divergence from lattice data, a Wilson loop is a good choice because it is easy to calculate, gauge invariant, and has high precision. It has been extensively studied in the literature [27,28,38,43,59], particularly in relation to the heavy quark potential.

In our analysis, we will not consider the heavy quark potential interpretation but simply consider a Wilson loop as a matrix element and fit its $1/a$ divergence by looking at the logarithm of the matrix element, as shown in Fig. 27. The lattice spacing dependence has been fitted well with our formula with a choice of $\Lambda_{\text{QCD}} = 0.39 \text{ GeV}$, which is a value favored by our fitting in the previous section. After isolating the linear divergent coefficient, we plot it as a function of $r + t$, for which half of the slope gives us the divergent coefficient. Our value is about $2.5 \text{ GeV}^{-1} \text{ fm}^{-1}$ (0.49 if dimensionless). This value is very similar to the value we found in the previous section (Fig. 24), demonstrating that the linear divergence can be very well extracted from the Wilson loop.

8.2. Vacuum matrix element of quasi-PDF operator

Here we consider the vacuum matrix elements of a quasi-PDF operator which were suggested as choices for the renormalization factor in Ref. [44].

One can consider the vacuum expectation value (VEV) of $O_{\gamma_i}(t)$. As a gauge invariant choice proposed in Ref. [44], $\langle O_{\Gamma}(t) \rangle$ can be obtained through the following stochastic estimation:

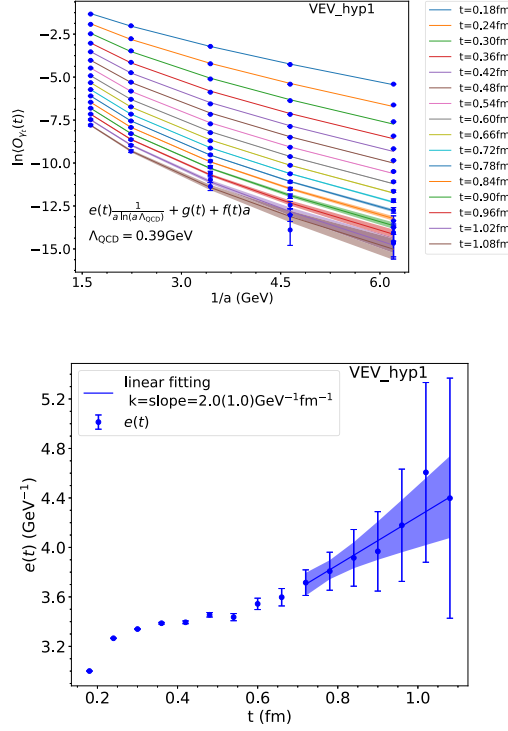


Fig. 28. Test of linear divergence for the vacuum matrix of the quasi-PDF operator. The matrix element is much suppressed and there is no leading twist contribution.

$$\begin{aligned}
 \langle O_{\Gamma}(t) \rangle &= \frac{1}{L_s^3} \left\langle \sum_{\vec{x}} \text{Tr}[U(\vec{x}, 0; \vec{x}, t) \Gamma S_w(\vec{x}, t)] \right\rangle \\
 &= \frac{1}{L_s^3} \left\langle \sum_{\vec{x}} \text{Tr}[U(\vec{x}, 0; \vec{x}, t) \Gamma S(\vec{x}, t; \vec{x}, 0)] \right\rangle \\
 &\quad + \frac{1}{L_s^3} \sum_{\vec{x}, \vec{y}, \vec{y} \neq \vec{x}} \langle \text{Tr}[U(\vec{x}, 0; \vec{x}, t) \Gamma S(\vec{x}, t; \vec{y}, 0)] \rangle
 \end{aligned} \tag{33}$$

where the second term on the right hand side of the second line vanishes as it is not gauge invariant, and $S_w(\vec{x}, t) = \sum_{\vec{y}} S(\vec{x}, t; \vec{y}, 0)$ is a wall source quark propagator without gauge fixing. Such a proposal can only be applied for the non-vanishing cases with $\Gamma = \gamma_t$ or \mathcal{I} . We will apply it to O_{γ_t} .

However, it is simple to see that the O_{γ_t} matrix element in the vacuum vanishes at small t using operator product expansion. Therefore the matrix element is susceptible to large $O(a)$ correction. But it is not clear at what value of t the correlator starts to converge towards zero. Only at very large t , one might see the correct slope.

Results of a test of the linear divergence for the vacuum matrix element of the PDF operator is shown in Fig. 28. The slope at large t appears to be consistent with that from the Wilson loop case but only within uninterestingly large errors. Here we just provide some numerical observations about VEV. And we haven't understood the theoretical reasons for the behavior of VEV.

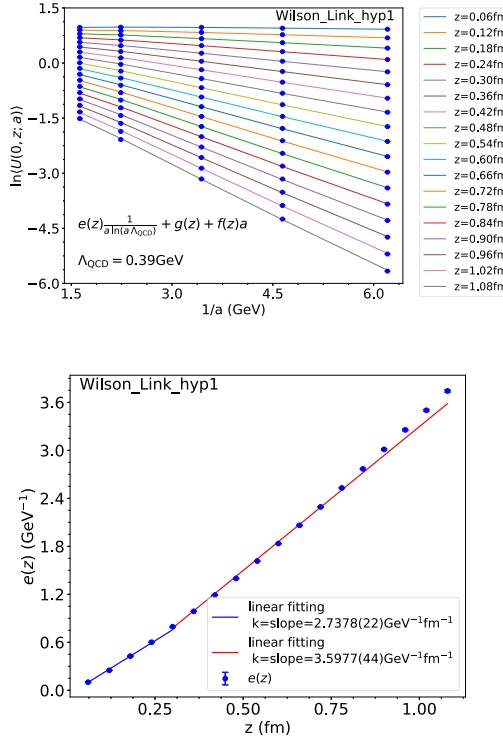


Fig. 29. Test of linear divergence for Landau gauge fixed Wilson link for HYP smearing cases. At small- z , it can be calculated in perturbation theory where the linear divergence works well. For large- z , the matrix element does not have a transfer-matrix interpretation in this gauge.

8.3. Landau-gauge-fixed Wilson link

For the gauge-dependent matrix elements, we consider the Wilson line in Landau gauge as the simplest choice.

The result of our test of the linear divergence is shown in Fig. 29. At small- z , where perturbation theory works well, the slope roughly agrees with the prediction from perturbation theory. For large- z , the matrix element does not have a transfer-matrix interpretation in this gauge.

Finally, Fig. 30 is a comparison of the linearly divergent term for Wilson Loop, VEV and Wilson link. At small z , the linear divergence terms of Wilson Loop and Wilson link are consistent while at large z they disagree strongly. The linear divergence term of VEV is different from the others because the large discretization errors make the extraction of the linear divergence very imprecise.

9. Summary

The proper renormalization of quasi-LF correlations calculated on the lattice has been a main challenge for the applications of LaMET to studying parton physics. Such correlations contain linear divergences associated with Wilson lines which have to be eliminated with high precision to extract the desired physics information. In this work, we propose a self-renormalization

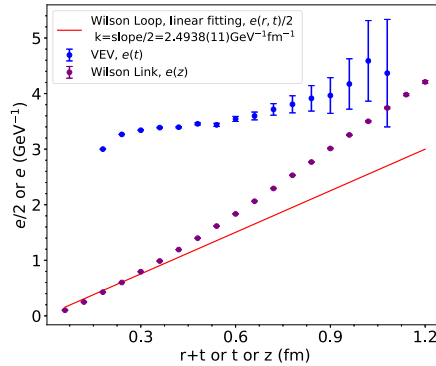


Fig. 30. Comparison of linear divergences in different vacuum matrix elements.

Table 3

Renormalization parameters based on the fitting functions Eq. (19) and Eq. (20) for the cases without HYP smearing for MILC and RBC ensembles, where $\delta_{\text{sys}} = 0.002$. k is dimensionless here.

Cases	k	Λ_{QCD} (GeV)	d	m_0 (GeV)
overlap quark	1.46	0.109(02)	-1.29	0.0462(16)
clover quark	1.46	0.135(02)	-1.35	0.1513(16)
overlap pion	1.46	0.093(10)	-1.17	-0.0357(46)
clover pion	1.46	0.086(14)	-0.92	-0.0715(50)
clover nucleon	1.46	0.093(06)	-0.97	-0.0508(40)

method to eliminate both the linear and the logarithmic divergence, as well as the discretization error, from a quasi-LF matrix element which can be matched to a continuum scheme at short distance. As a paradigmatic example, we show that our method works well for O_{γ_1} matrix elements in the pion, nucleon, and off-shell quark state. Our analysis shows that the renormalization factors are universal in the hadron state considered. Moreover, the renormalized correlations in the pion state for clover and overlap fermions are similar to each other. Besides, we find a large non-perturbative effect in the popular RI/MOM and ratio renormalization scheme used previously, which has to and can be avoided in the hybrid renormalization scheme proposed recently. It is certainly interesting to see that our method works also for HYP smeared matrix elements. This paves the way to do a phenomenological renormalization for smeared high-precision lattice data.

For the convenience of the reader, we collect the parameters related to renormalization for various matrix elements discussed in the previous sections, see Tables 3 and 4. For HYP smearing cases, there is much freedom for the choice of Λ_{QCD} . We choose $\Lambda_{\text{QCD}} = 0.39$ GeV in Table 4. But we also find that $\Lambda_{\text{QCD}} = 0.1$ GeV gives us smaller fitted discretization errors.

For comparison purposes, we also show results based on 2+1 flavor clover quark and Luescher-Weisz (equivalent to Symanzik) gauge ensembles from CLS collaboration [71]. We choose valence fermion action to be clover action, the same as sea fermion action. The renormalization parameters for CLS ensembles are shown in Table 5. The parameters k and Λ_{QCD} for pion matrix elements for CLS ensembles are similar to those for MILC and RBC ensembles, suggesting consistency between results using mixed actions or not.

Table 4

Renormalization parameters based on the fitting functions Eq. (32) for the cases with HYP smearing for MILC and RBC ensembles. k is the slope of $e(z)$ (half of the slope for Wilson Loop) and is dimensionless here.

Cases	k	Λ_{QCD} (GeV)
overlap quark	0.5521(07)	0.39
clover quark	0.6328(05)	0.39
overlap pion	0.5191(14)	0.39
clover pion	0.5178(18)	0.39
clover nucleon	0.5139(54)	0.39
Wilson Loop	0.4921(02)	0.39
VEV	0.39(21)	0.39
Wilson Link	0.5402(04), 0.7099(09)	0.39

Table 5

Renormalization parameters based on the fitting functions Eq. (19) and Eq. (20) for CLS ensembles, where $\delta_{\text{sys}} = 0.002$. “hyp0” is the unsmearing cases and “hyp1” is the HYP smearing cases. k is dimensionless here.

Cases	k	Λ_{QCD} (GeV)	d	m_0 (GeV)
clover quark hyp0	1.46	0.170(06)	-0.68	0.1936(26)
clover pion hyp0	1.46	0.113(09)	-2.24	-0.0941(49)
clover quark hyp1	0.573(05)	0.39	0.53	0.2298(26)
clover pion hyp1	0.486(10)	0.39	-0.21	0.0312(29)

We would like to stress that the application of our method is not limited to the matrix elements discussed in this paper. Instead, it can be applied to any matrix element of an operator in the form of Eq. (2). It can also be generalized, in principle, to any matrix element with a Wilson line in LaMET applications [8]. Of course, in these cases one also needs to consider the physical interpretations of the matrix elements and the details related to lattice calculations and fitting steps carefully.

Our fitting formulas are motivated by first principles lattice QCD renormalization theory. There are systematic errors in the data coming mostly from different lattice actions, such as overlap or clover, which are expected to vanish in the continuum limit. We have taken into account finite lattice spacing effects in our fits. Three parameters k , Λ_{QCD} and m_0 have correlations. However, since the renormalon uncertainty will not change the residual intrinsic physics (see Fig. 8), the two parameters k and Λ_{QCD} can be varied in a large region, which will not change the residual intrinsic physics. Hence, the final result is not very sensitive to the variation of k and Λ_{QCD} , and it is not necessary to propagate the error of k and Λ_{QCD} into the final result. The important systematic error comes from m_0 , which could depend on the order of the perturbative matching at small z . This is not the problem of the method itself, and the specific cases we consider can be improved with improved perturbation results as discussed in the paper. The key point is that the systematic error is not an intrinsic problem of the method itself.

The proposed framework can be applied only if the lattice calculation is performed on several lattice spacings, which is necessary to get any result in the continuum limit, as in other similar cases, while many exploratory studies are made in one lattice spacing. To have high precision calculations, several lattice spacings are necessary, as some works in this direction have appeared recently.

As pointed out in a recent phenomenological calculation [72], the bare quasi-PDF matrix elements at large z are seen to be statistically consistent with zero and even change the sign in some of the previous lattice QCD calculations. The lattice matrix elements in some of the current calculations at large z are noisy and unreliable. For gluon cases, it is even worse. However, with improvement in computation strategy and statistics, this situation will improve. Our method will be needed when high precision data becomes available, a precision renormalization method does not help very noisy data. We have made suggestions to improve by physically extrapolating the small z data to large z through making use of some asymptotic forms, such as eq. (40) in [39].

ETMC is one of the leading collaborations that is performing quasi-PDF calculations using twisted mass fermion. In their recent work [73], they use RI'-MOM and RI-xMOM to do renormalization. Some elements of their approach are similar to the hybrid approach [39] but not entirely. Since linear divergence is sensitive to the lattice calculation details and dominant in a matrix element, slight differences between two matrix elements may lead to the failure of elimination of linear divergences. We will discuss with the ETMC collaboration to compare and contract the renormalization approaches.

CRedit authorship contribution statement

Conceptualization: Xiangdong Ji, Yi-Bo Yang, Jian-Hui Zhang, Peng Sun, Wei Wang.

Lattice Data: Yi-Kai Huo, Kuan Zhang, Yuan-Yuan Li, Long-Cheng Gui, Andreas Schäfer, Maximilian Schlemmer.

Data Analysis: Yushan Su.

Writing: Xiangdong Ji, Yi-Bo Yang, Peng Sun, Jian-Hui Zhang, Wei Wang, Andreas Schäfer, YiZhuang Liu, Yushan Su, Yi-Kai Huo.

Declaration of competing interest

The authors declare that they have no known competing financial interests or personal relationships that could have appeared to influence the work reported in this paper.

Acknowledgement

We thank A. Kronfeld, P. Petreczky, O. Philipsen, Y. Zhao for valuable comments and discussions related to linear divergence. We thank the MILC and RBC/UKQCD collaborations for providing us their gauge configurations. The numerical calculation is supported by Strategic Priority Research Program of Chinese Academy of Sciences, Grant No. XDC01040100, HPC Cluster of ITP-CAS, and also Jiangsu Key Lab for NSLSCS. L.C. Gui is supported by Natural Science Foundation of Hunan Province under Grants No. 2020JJ5343, No. 20A310. P. Sun is supported by Natural Science Foundation of China under grant No. 11975127. W. Wang is supported by Natural Science Foundation of China under grant Nos. 11735010, and U2032102. Y.-B. Yang is supported by Strategic Priority Research Program of Chinese Academy of Sciences, Grant No. XDC01040100 and XDB34030303. J.-H. Zhang is supported in part by National Natural Science Foundation of China under Grant No. 11975051, and by the Fundamental Research Funds for the Central Universities. P. Sun, A. Schäfer, W. Wang, Y.-B. Yang and J.-H. Zhang are also supported by a NSFC-DFG joint grant under grant No. 12061131006 and SCHA 458/22. X.-D. Ji is supported by the U.S. Department of Energy, Office of Science, Office of Nuclear Physics, under contract number DE-SC0020682.

References

- [1] R. Ellis, W. Stirling, B. Webber, QCD and Collider Physics, vol. 8, Cambridge University Press, 2011.
- [2] A.W. Thomas, W. Weise, The Structure of the Nucleon, Wiley, Germany, 2001.
- [3] J. Gao, L. Harland-Lang, J. Rojo, Phys. Rep. 742 (2018) 1, arXiv:1709.04922 [hep-ph].
- [4] A. Accardi, et al., Eur. Phys. J. A 52 (2016) 268, arXiv:1212.1701 [nucl-ex].
- [5] K. Cichy, M. Constantinou, Adv. High Energy Phys. 2019 (2019) 3036904, arXiv:1811.07248 [hep-lat].
- [6] X. Ji, Phys. Rev. Lett. 110 (2013) 262002, arXiv:1305.1539 [hep-ph].
- [7] X. Ji, P. Sun, X. Xiong, F. Yuan, Phys. Rev. D 91 (2015) 074009, arXiv:1405.7640 [hep-ph].
- [8] X. Ji, Y.-S. Liu, Y. Liu, J.-H. Zhang, Y. Zhao, arXiv:2004.03543 [hep-ph], 2020.
- [9] H.-W. Lin, J.-W. Chen, S.D. Cohen, X. Ji, Phys. Rev. D 91 (2015) 054510, arXiv:1402.1462 [hep-ph].
- [10] C. Alexandrou, K. Cichy, V. Drach, E. Garcia-Ramos, K. Hadjiyiannakou, K. Jansen, F. Steffens, C. Wiese, Phys. Rev. D 92 (2015) 014502, arXiv:1504.07455 [hep-lat].
- [11] J.-W. Chen, S.D. Cohen, X. Ji, H.-W. Lin, J.-H. Zhang, Nucl. Phys. B 911 (2016) 246, arXiv:1603.06664 [hep-ph].
- [12] C. Alexandrou, K. Cichy, M. Constantinou, K. Hadjiyiannakou, K. Jansen, F. Steffens, C. Wiese, Phys. Rev. D 96 (2017) 014513, arXiv:1610.03689 [hep-lat].
- [13] C. Alexandrou, K. Cichy, M. Constantinou, K. Jansen, A. Scapellato, F. Steffens, Phys. Rev. Lett. 121 (2018) 112001, arXiv:1803.02685 [hep-lat].
- [14] J.-W. Chen, L. Jin, H.-W. Lin, Y.-S. Liu, Y.-B. Yang, J.-H. Zhang, Y. Zhao, arXiv:1803.04393 [hep-lat], 2018.
- [15] H.-W. Lin, J.-W. Chen, X. Ji, L. Jin, R. Li, Y.-S. Liu, Y.-B. Yang, J.-H. Zhang, Y. Zhao, Phys. Rev. Lett. 121 (2018) 242003, arXiv:1807.07431 [hep-lat].
- [16] Y.-S. Liu, et al., Lattice Parton, Phys. Rev. D 101 (2020) 034020, arXiv:1807.06566 [hep-lat].
- [17] C. Alexandrou, K. Cichy, M. Constantinou, K. Jansen, A. Scapellato, F. Steffens, Phys. Rev. D 98 (2018) 091503, arXiv:1807.00232 [hep-lat].
- [18] Y.-S. Liu, J.-W. Chen, L. Jin, R. Li, H.-W. Lin, Y.-B. Yang, J.-H. Zhang, Y. Zhao, arXiv:1810.05043 [hep-lat], 2018.
- [19] J.-H. Zhang, J.-W. Chen, L. Jin, H.-W. Lin, A. Schäfer, Y. Zhao, Phys. Rev. D 100 (2019) 034505, arXiv:1804.01483 [hep-lat].
- [20] T. Izubuchi, L. Jin, C. Kallidonis, N. Karthik, S. Mukherjee, P. Petreczky, C. Shugert, S. Syritsyn, Phys. Rev. D 100 (2019) 034516, arXiv:1905.06349 [hep-lat].
- [21] C. Shugert, X. Gao, T. Izubuchi, L. Jin, C. Kallidonis, N. Karthik, S. Mukherjee, P. Petreczky, S. Syritsyn, Y. Zhao, in: 37th International Symposium on Lattice Field Theory, 2020, arXiv:2001.11650 [hep-lat].
- [22] Y. Chai, et al., Phys. Rev. D 102 (2020) 014508, arXiv:2002.12044 [hep-lat].
- [23] H.-W. Lin, J.-W. Chen, Z. Fan, J.-H. Zhang, R. Zhang, arXiv:2003.14128 [hep-lat], 2020.
- [24] Z. Fan, X. Gao, R. Li, H.-W. Lin, N. Karthik, S. Mukherjee, P. Petreczky, S. Syritsyn, Y.-B. Yang, R. Zhang, Phys. Rev. D 102 (2020) 074504, arXiv:2005.12015 [hep-lat].
- [25] J.-W. Chen, H.-W. Lin, J.-H. Zhang, Nucl. Phys. B 952 (2020) 114940, arXiv:1904.12376 [hep-lat].
- [26] C. Alexandrou, K. Cichy, M. Constantinou, K. Hadjiyiannakou, K. Jansen, A. Scapellato, F. Steffens, PoS LATTICE2019 (2019) 036, arXiv:1910.13229 [hep-lat].
- [27] J.-H. Zhang, J.-W. Chen, X. Ji, L. Jin, H.-W. Lin, Phys. Rev. D 95 (2017) 094514, arXiv:1702.00008 [hep-lat].
- [28] J.-H. Zhang, L. Jin, H.-W. Lin, A. Schäfer, P. Sun, Y.-B. Yang, R. Zhang, Y. Zhao, J.-W. Chen, LP3, Nucl. Phys. B 939 (2019) 429, arXiv:1712.10025 [hep-ph].
- [29] R. Zhang, C. Honkala, H.-W. Lin, J.-W. Chen, arXiv:2005.13955 [hep-lat], 2020.
- [30] P. Shanahan, M.L. Wagman, Y. Zhao, Phys. Rev. D 101 (2020) 074505, arXiv:1911.00800 [hep-lat].
- [31] P. Shanahan, M. Wagman, Y. Zhao, Phys. Rev. D 102 (2020) 014511, arXiv:2003.06063 [hep-lat].
- [32] Q.-A. Zhang, et al., Lattice Parton, Phys. Rev. Lett. 125 (2020) 192001, arXiv:2005.14572 [hep-lat].
- [33] X. Ji, arXiv:2007.06613 [hep-ph], 2020.
- [34] C. Alexandrou, K. Cichy, M. Constantinou, K. Hadjiyiannakou, K. Jansen, H. Panagopoulos, F. Steffens, Nucl. Phys. B 923 (2017) 394, arXiv:1706.00265 [hep-lat].
- [35] X. Ji, J.-H. Zhang, Phys. Rev. D 92 (2015) 034006, arXiv:1505.07699 [hep-ph].
- [36] X. Ji, J.-H. Zhang, Y. Zhao, Phys. Rev. Lett. 120 (2018) 112001, arXiv:1706.08962 [hep-ph].
- [37] T. Ishikawa, Y.-Q. Ma, J.-W. Qiu, S. Yoshida, Phys. Rev. D 96 (2017) 094019, arXiv:1707.03107 [hep-ph].
- [38] J. Green, K. Jansen, F. Steffens, Phys. Rev. Lett. 121 (2018) 022004, arXiv:1707.07152 [hep-lat].
- [39] X. Ji, Y. Liu, A. Schäfer, W. Wang, Y.-B. Yang, J.-H. Zhang, Y. Zhao, arXiv:2008.03886 [hep-ph], 2020.
- [40] J.-W. Chen, T. Ishikawa, L. Jin, H.-W. Lin, Y.-B. Yang, J.-H. Zhang, Y. Zhao, Phys. Rev. D 97 (2018) 014505, arXiv:1706.01295 [hep-lat].

- [41] K. Orginos, A. Radyushkin, J. Karpie, S. Zafeiropoulos, Phys. Rev. D 96 (2017) 094503, arXiv:1706.05373 [hep-ph].
- [42] T. Izubuchi, X. Ji, L. Jin, I.W. Stewart, Y. Zhao, Phys. Rev. D 98 (2018) 056004, arXiv:1801.03917 [hep-ph].
- [43] J.-W. Chen, X. Ji, J.-H. Zhang, Nucl. Phys. B 915 (2017) 1, arXiv:1609.08102 [hep-ph].
- [44] V.M. Braun, A. Vladimirov, J.-H. Zhang, Phys. Rev. D 99 (2019) 014013, arXiv:1810.00048 [hep-ph].
- [45] K. Zhang, Y.-Y. Li, Y.-K. Huo, P. Sun, Y.-B. Yang, arXiv:2012.05448 [hep-lat], 2020.
- [46] A. Bazavov, et al., MILC, Phys. Rev. D 87 (2013) 054505, arXiv:1212.4768 [hep-lat].
- [47] T. Blum, et al., UKQCD, RBC, Phys. Rev. D 93 (2016) 074505, arXiv:1411.7017 [hep-lat].
- [48] J.C. Collins, Renormalization: An Introduction to Renormalization, the Renormalization Group, and the Operator Product Expansion, Cambridge Monographs on Mathematical Physics, vol. 26, Cambridge University Press, Cambridge, 1986.
- [49] X.-D. Ji, arXiv:hep-ph/9507322, 1995.
- [50] M. Beneke, Phys. Rep. 317 (1999) 1, arXiv:hep-ph/9807443.
- [51] C. Bauer, G.S. Bali, A. Pineda, Phys. Rev. Lett. 108 (2012) 242002, arXiv:1111.3946 [hep-ph].
- [52] G.S. Bali, C. Bauer, A. Pineda, C. Torrero, Phys. Rev. D 87 (2013) 094517, arXiv:1303.3279 [hep-lat].
- [53] M. Constantinou, H. Panagopoulos, Phys. Rev. D 96 (2017) 054506, arXiv:1705.11193 [hep-lat].
- [54] X.-D. Ji, M. Musolf, Phys. Lett. B 257 (1991) 409.
- [55] G. Martinelli, C. Pittori, C.T. Sachrajda, M. Testa, A. Vladikas, Nucl. Phys. B 445 (1995) 81, arXiv:hep-lat/9411010 [hep-lat].
- [56] Y. Aoki, et al., Phys. Rev. D 78 (2008) 054510, arXiv:0712.1061 [hep-lat].
- [57] I.W. Stewart, Y. Zhao, Phys. Rev. D 97 (2018) 054512, arXiv:1709.04933 [hep-ph].
- [58] L.-B. Chen, W. Wang, R. Zhu, arXiv:2006.14825 [hep-ph], 2020.
- [59] B.U. Musch, P. Hagler, J.W. Negele, A. Schafer, Phys. Rev. D 83 (2011) 094507, arXiv:1011.1213 [hep-lat].
- [60] R.G. Edwards, B. Joo, SciDAC, LHPC, UKQCD, Lattice field theory, in: Proceedings, 22nd International Symposium, Lattice 2004, Batavia, USA, June 21–26, 2004, Nucl. Phys. B, Proc. Suppl. 140 (2005) 832, Nucl. Phys. B, Proc. Suppl. 832 (2004), arXiv:hep-lat/0409003 [hep-lat].
- [61] M.A. Clark, R. Babich, K. Barros, R.C. Brower, C. Rebbi, Comput. Phys. Commun. 181 (2010) 1517, arXiv:0911.3191 [hep-lat].
- [62] R. Babich, M.A. Clark, B. Joo, G. Shi, R.C. Brower, S. Gottlieb, in: SC11 International Conference for High Performance Computing, Networking, Storage and Analysis Seattle, Washington, November 12–18, 2011, 2011, arXiv:1109.2935 [hep-lat].
- [63] M.A. Clark, B. Jo, A. Strelchenko, M. Cheng, A. Gambhir, R. Brower, arXiv:1612.07873 [hep-lat], 2016.
- [64] Y.-J. Bi, Y. Xiao, M. Gong, W.-Y. Guo, P. Sun, S. Xu, Y.-B. Yang, in: Proceedings, 37th International Symposium on Lattice Field Theory, Lattice 2019: Wuhan, China, June 16–22, 2019, PoS LATTICE2019 (2020) 286, arXiv:2001.05706 [hep-lat].
- [65] E. Follana, Q. Mason, C. Davies, K. Hornbostel, G.P. Lepage, J. Shigemitsu, H. Trotter, K. Wong, HPQCD, UKQCD, Phys. Rev. D 75 (2007) 054502, arXiv:hep-lat/0610092 [hep-lat].
- [66] N. Miller, et al., arXiv:2011.12166 [hep-lat], 2020.
- [67] A. Hasenfratz, F. Knechtli, Phys. Rev. D 64 (2001) 034504, arXiv:hep-lat/0103029 [hep-lat].
- [68] T.-W. Chiu, Phys. Rev. D 60 (1999) 034503, arXiv:hep-lat/9810052.
- [69] K.-F. Liu, Int. J. Mod. Phys. A 20 (2005) 7241, arXiv:hep-lat/0206002.
- [70] G. Lepage, P.B. Mackenzie, Phys. Rev. D 48 (1993) 2250, arXiv:hep-lat/9209022.
- [71] M. Bruno, et al., J. High Energy Phys. 02 (2015) 043, arXiv:1411.3982 [hep-lat].
- [72] R.S. Sufian, T. Liu, A. Paul, Phys. Rev. D 103 (2021) 036007, arXiv:2012.01532 [hep-ph].
- [73] C. Alexandrou, K. Cichy, M. Constantinou, J.R. Green, K. Hadjiyiannakou, K. Jansen, F. Manigrasso, A. Scapellato, F. Steffens, arXiv:2011.00964 [hep-lat], 2020.