

On the departure of near-wall turbulence from the quasi-steady state

Lionel Agostini[†], and Michael Leschziner

Department of Aeronautics, Imperial College London, London, UK

(Received xx; revised xx; accepted xx)

An examination is undertaken of the validity and limitations of the Quasi-Steady Hypothesis of near-wall turbulence. This Hypothesis is based on the supposition that the statistics of the turbulent fluctuations are universal if scaled by the local, instantaneous, wall-shear when its variations are determined from footprints of large-scale, energetic, structures that reside in the outer part of the logarithmic layer. The examination is performed with the aid of DNS data for a single Reynolds number, which are processed in a manner that brings out the variability of locally-scaled statistics when conditioned on the local value of the wall friction. The key question is to what extent this variability is insignificant, thus reflecting universality. It is shown that the validity of the Quasi-Steady Hypothesis is confined, at best, to a thin layer above the viscous sublayer. Beyond this layer, substantial variations in the conditioned shear-induced production rate of large-scale turbulence cause substantial departures from the Hypothesis. Even within the wall-proximate layer moderate departures are provoked by large-scale distortions in the conditioned strain rate that result in variations in small-scale production of turbulence down to the viscous sublayer.

Key words: Near-wall turbulence; Large-scale footprints; Small-scale modulation; Quasi-steady hypothesis; Channel-flow DNS.

1. Introduction

The Quasi-Steady (QS) concept of near-wall turbulence is based on the proposition that the statistical properties – velocity and second moments, in particular – are universal functions of the distance from the wall, y^+ , i.e. independent of the Reynolds number, provided the variables in question are scaled by the local, instantaneous, wall shear stress that arises from footprints of the Reynolds-number-dependent “large-scale” turbulent fluctuations in the outer part of the log layer. Here, the definition of “large” and “small” is left open for the time being, as this distinction depends on the method used for scale separation. The QS concept implies that the characteristic time scale of the large-scale component of the velocity field is large as compared to the characteristic time scale of the small-scale component of the velocity field.

An early formalism that broadly pertains to the QS concept, although without resorting to local scaling in the sense described in the above paragraph, is an empirical relationship proposed by Mathis *et al.* (2011) for the streamwise fluctuations only. The proposal is that the actual fluctuations can be recovered from two additive contributions, $u^+(y^+) = f_1(y^+, u_{0,ls}^+)u^*(y^+) + f_2(y^+)u_{0,ls}^+$, in which the first is a modulated form of the universal

[†] Email address for correspondence: l.agostini@imperial.ac.uk

fluctuation, $u^*(y^+)$, unaffected by outer large-scale fluctuations, identified by $([.].)_{ls}$, and the second is a superposition term that arises from the large-scale streamwise motion at location y^+ , derived from data for the Reynolds-number-dependent large-scale motions at an outer location ‘o’, multiplied by an empirical correlation function f_2 . The empirical function f_1 expresses the fact that the universal quantity is altered (amplified or attenuated) by the modulating action of the large-scale motion. In fact, this equation is a prediction formula for the effects of the Reynolds number on the wall-normal statistics. Although $u^*(y^+)$ would appear to comply with the quasi-steady concept, in that it is supposedly independent of the large-scale motions, it is not strictly compatible with the concept, because it is scaled with the average wall shear stress.

A formally rigorous application of the QS concept, although again derived only for the streamwise fluctuations and energy, was recently proposed by Zhang & Chernyshenko (2016) in the form of an elegant theoretical framework to which they refer as “Quasi-Steady Quasi-Homogeneous (QSQH) theory”. The corner stone of the theory, limited to the streamwise velocity statistics in the near-wall layer $y^+ < 80$, is the assumption that the total turbulent velocity $u(t, x, y, z)$ yield universal statistics if it is considered (or sampled) on the surface $(t^{+,ls}, x^{+,ls}, y^{+,ls}, z^{+,ls})$ and normalised by $u_{\tau,ls}$, where the superscript ls indicates scaling by the local, instantaneous, large-scale wall shear stress $u_{\tau,ls} = \sqrt{\mu/\rho} \times \sqrt{(du_{ls}/dy)_{y=0}}$. This scaling is thus held to take account naturally of the modulation and superposition, expressed by f_1 and f_2 , respectively, in Mathis *et al.*’s prediction formula. Zhang & Chernyshenko (2016) adopt a particular Fourier-filtering approach to separating the large-scale and small-scale motions, and they show, by reference to linear expansions for the correlations $\langle u_{ls}u_{ls} \rangle$ and $\langle u_{\tau,ls}u_{ss}^2 \rangle$, subject to relatively weak large-scale fluctuations and the subscript ss denoting small-scale fluctuations, that the functions f_1 and f_2 can be derived analytically from the theory, although the theory itself does not explicitly presume the existence of superposition, relying only on approximations to correlations involving the amplitude modulation $\langle u_{\tau,ls}u_{ss}^2 \rangle$. As the QS concept is general, it should be possible, in principle, to extend the theory to statistical quantities other than the streamwise stress. While this remains to be done, it is certainly possible to examine the validity of the concept by scrutinising DNS data, as done herein.

A corollary of the QS concept – referred to as ‘the QSQH hypothesis per se’ in Zhang & Chernyshenko (2016), in contrast to ‘the QSQH Re-universality hypothesis’ – is that the near-wall statistics, when conditionally scaled with the skin friction derived from the large-scale footprints, should be universal at any condition value of the wall shear stress. More specifically, universality should apply equality to both positive and negative large-scale footprints. Based on a statistical analysis of DNS data at $Re_{\tau} = 1000$, it is shown in this paper that scaling with the local, large-scale footprints, compatible with the QS theory, is not universal beyond a very limited distance from the wall. It is further demonstrated that the lack of universality beyond $y^+ \approx 80$, manifesting itself by major differences in the statistics that are conditional on large negative and positive skin-friction footprints, is due to distortions in the mean strain and corresponding variations in the shear-driven production in the outer region. These affect not only the outer region, but also to a more limited extent, the inner-layer statistics.

In an earlier paper by the authors (Agostini & Leschziner (2016)), the authors investigate the validity of the QS concept for channel flow at $Re_{\tau} \approx 4200$ using data by Lozano-Durán & Jiménez (2014). The present paper adopts a formally more rigorous statistical approach to extracting relevant statistical data from our own simulations at

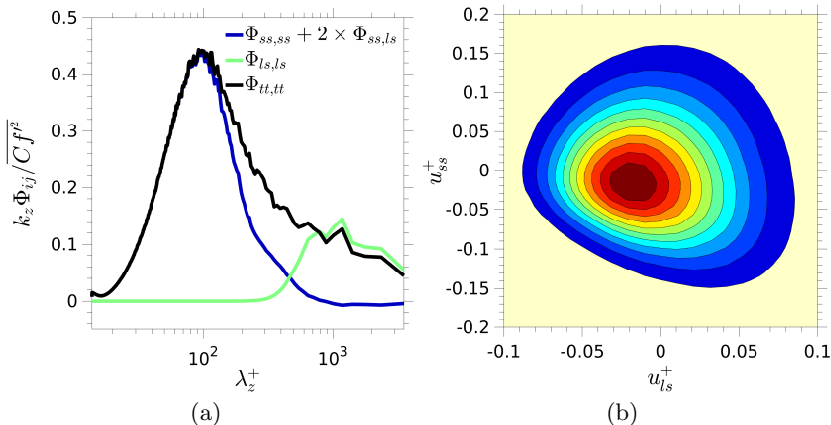


FIGURE 1. Scale-separation by the Empirical Mode Decomposition; (a) premultiplied spanwise spectra of small-scale and large-scale streamwise energy density; subscripts tt , ss and ls denote total, small-scale and large-scale energy-density components, respectively; for the significance of the mixed ss, ls component, see text; (b) joint PDF of small-scale and large-scale velocity fluctuations at $y^+ = 0.2$, illuminating the correlation between the two fluctuation fields and the origin of the mixed spectral component $\Phi_{ss,ls}$.

$Re_\tau \approx 1000$, and extends the earlier work by including results that illuminate the origin of departures from the QS concept. **The present examination also complements, though is distinct from, the study of Agostini & Leschziner (2019), which aims squarely at identifying the physical mechanisms that are responsible for the modulation of small-scale turbulence by larger scales in the same channel flow considered herein.**

2. Data processing

The data used herein have been described in several earlier papers (Agostini & Leschziner (2018)), and this included a demonstration of their accuracy by reference to several quality indicators. In brief, the simulations were performed over a box of length, height and depth of $12h \times 2h \times 6h$, respectively, corresponding to approximately $(12 \times 2 \times 6) \times 10^3$ wall units. The box was covered with a finite-volume mesh of $1056 \times 528 \times 1056 (= 589 \times 10^6)$ cells. The corresponding cell dimensions were $(x^+, y_{min}^+, y_{max}^+, z^+) = (11.4, 0.4, 7.2, 5.7)$.

The separation between large and small scales was effected with the Empirical Mode Decomposition (EMD) (Huang *et al.* (1998)). The method originates from signal processing of temporally evolving functions, and the present authors have adapted it to 2D spatial fields (Agostini & Leschziner (2014)), exploiting it to investigate a range of scale-interaction issues for canonical and forced channel flows (Agostini & Leschziner (2014, 2018)). The application of the method to all wall-parallel 2D fields of any full-volume numerical snapshot yields a 3D decomposition of the turbulence field. In essence, the method splits any field into several EMD modes – 6 in the present case – each associated with a relatively narrow band of scales. Here, as in previous studies by the present authors, the large-scale field is deemed represented by modes 4, 5 and 6, the small-scale field by modes 1 and 2, and an intermediate-scale field by mode 3. A justification for this attribution is given in Agostini & Leschziner (2018) by reference to pre-multiplied spectra for the EMD modes, relative to the spectra of the whole field. As an illustrative

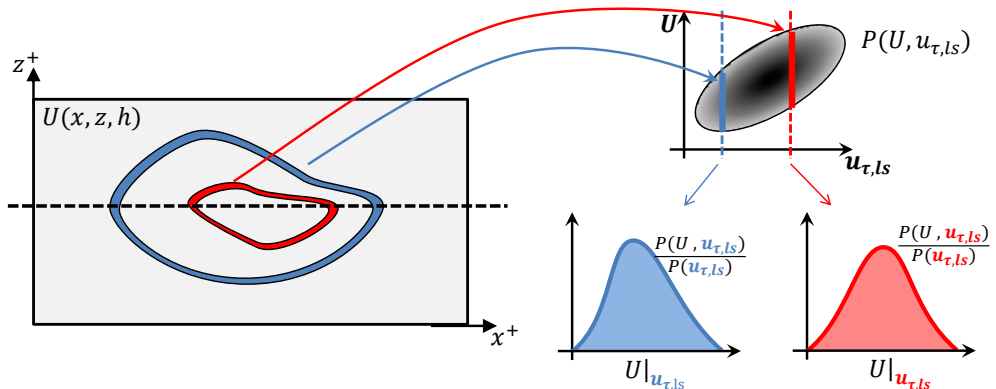


FIGURE 2. Conceptual representation of the data-extraction process across any wall-normal plane y_j .

example, figure 1 shows the premultiplied spanwise spectra for the total skin friction fluctuations and its small-scale and large-scale components. A subtle point to convey in relation to these spectra is that the small-scale and large-scale EMD modes for the skin friction are weakly correlated. This emerges from the joint PDF given in figure 1(b), which is, essentially, representative of the corresponding skin-friction fluctuations. The PDF is seen to be asymmetric (skewed), implying a negative correlation, which is indeed the case. This correlation reflects the fact that the positive modulation – the relationship between the large-scale fluctuations and the envelop of the small-scale variance or intensity – becomes asymmetric as the small-scale intensity strengthens, due to splatting causing a reorientation of fluctuations from the streamwise to the spanwise direction (Agostini & Leschziner (2014)). The correlation thus manifests itself by a finite level of the energy density formed with small-scale and large-scale fluctuations (denoted by $\phi_{ss,ls}$ in figure 1). With this contribution accounted for, the spectra demonstrate that, while the two scales are not cleanly separated in a spectral sense at this relatively low Reynolds number, the large-scale/small-scale boundary is at $\lambda_z^+ \approx 500$, with the large scale dominant beyond $\lambda_z^+ > 700$. The small-scale peak occurs at around $\lambda_z^+ \approx 100$, indicative of the inter-streak distance in the buffer layer.

The manner in which relevant statistical results have been extracted from the data is explained below, for the particular case of the streamwise velocity component, U , with support from the sketches in figure 2. It is remarked that the process below may be applied to any other fluctuating variable.

(i) Across any wall-parallel plane, y_j , pairs of $(U(x - \Delta x, z), u_{\tau, ls}(x, z))$ are recorded, where Δx represents a plane-specific shift that is prescribed by the y -wise variation of the locus of maximum correlation between U and $u_{\tau, ls}$ (generally, referred as the "lag" in the literature). This allows the joint PDF $P(U, u_{\tau, ls})$ to be derived. For each value $u_{\tau, ls}$, there is also a value $y_j^{+,ls} = y_j^+ \times (u_{\tau, ls}/u_\tau)$ and a value of the local skin friction Cf_{ls} .

(ii) For each value $u_{\tau, ls}$, the conditional first and second moments may now be determined by integrating the conditional PDF, premultiplied by U or UU , respectively, i.e.,

$$\bar{U}|_{u_{\tau, ls}} = \int_{-\infty}^{+\infty} U \frac{P(U, u_{\tau, ls})}{P(u_{\tau, ls})} dU \quad (2.1)$$

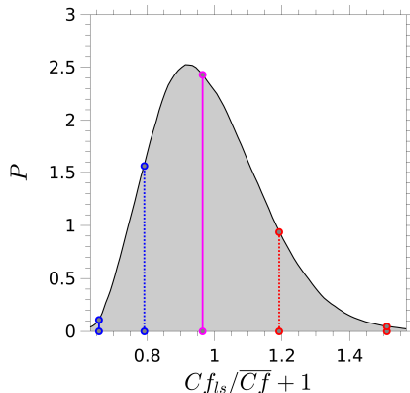


FIGURE 3. PDF of large-scale skin-friction fluctuations; the magenta line corresponding to the median value of the PDF.

$$\overline{uu}|_{u_{\tau,ls}} = \int_{-\infty}^{+\infty} UU \frac{P(U, u_{\tau,ls})}{P(u_{\tau,ls})} dU - (\overline{U}|_{u_{\tau,ls}})^2 \quad (2.2)$$

For each value $u_{\tau,ls}$ – or, equivalently, skin friction Cf_{ls} – there is, therefore, a conditional mean value $\overline{U}|_{u_{\tau,ls}}$ and standard deviation $\overline{uu}|_{u_{\tau,ls}}$ in conjunction with a corresponding value $y_j^{+,ls}$.

(iii) The above steps are repeated for all y^+ . This allow maps of the form $\overline{u_i u_j}|_{u_{\tau,ls}} = f(Cf_{ls}, y^{+,ls})$ to be constructed for any statistical variable, e.g. equations (2.1) and (2.2).

With the conditional variables fields thus determined, it is now possible to examine the variations of the variables as functions of $y^{+,ls}$ and Cf_{ls} . This is the focus of the examination in the following section.

3. Results and discussion

Figure 4 show profiles of the total streamwise, shear and spanwise stresses at the five conditions marked in the PDF of the large-scale skin friction given in figure 3, the subscript tt identifying the total fluctuations, as opposed to the decomposed large-scale/small-scale components. The PDF $P(Cf_{ls})$ conveys the fact that, notwithstanding the relatively low Reynolds number, the footprints of the large scale motions are substantial, giving rise to skin-friction fluctuations that exceed 50% of the mean. All three stress components are scaled, on the left, by the mean shear velocity and, on the right, by the local large-scale shear velocity, the later presumed to return a universal behaviour that reflects the QS concept.

Two distinctive features in the profiles scaled by the mean wall-shear stress (left-hand column in figure 4) are, first, the strong same-signed dependence of the stress levels in the buffer layer on the footprints and, second, the opposite-signed dependence of the y^+ location of the maxima on the footprints. It is not possible to link, unambiguously, either feature to *superposition* or *modulation*, as defined by Mathis *et al.* (2011). However, as the stress levels in the buffer layer are dominated by small-scale activity – as will be demonstrated later – the increase in the stresses, especially the maxima in the streamwise stress, may be broadly equated with *modulation*. The fact that the maxima shift towards the wall as the skin friction increases, and vice versa, might superficially be interpreted as being the consequence of wall-normal convective motions induced by large-scale sweeps

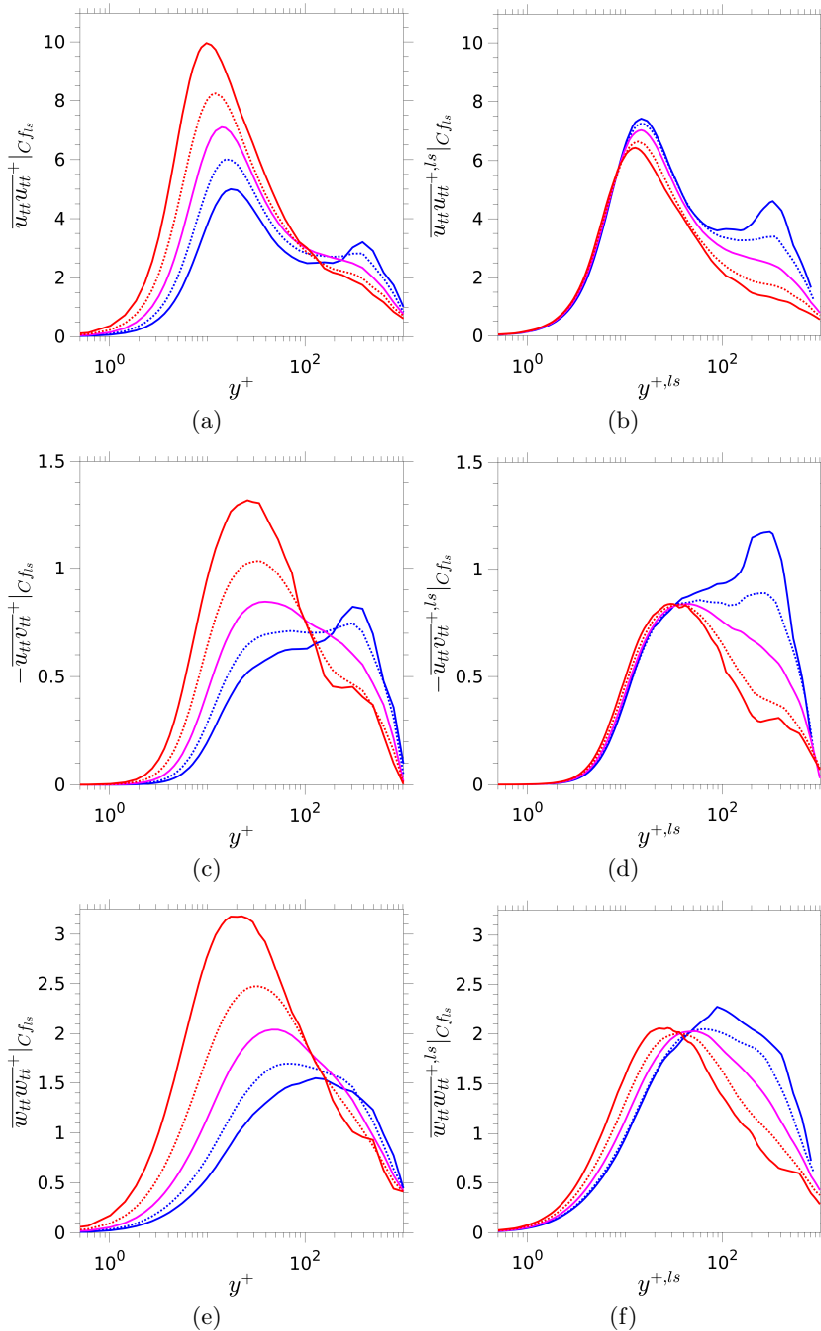


FIGURE 4. Wall-normal profiles of the conditional streamwise, shear and spanwise stresses derived from equation (2.2) for the values of $u_{\tau,ls}$ identified in figure 3.; (a,c,e) mean shear-velocity scaling; (b,d,f) local large-scale shear-velocity scaling.

and ejections associated with footprinting. However, if the QS concept is valid, these shifts merely reflect the fact that the turbulence state adjusts itself rapidly to the relatively slow large-scale motions (and footprints), in which case local scaling of y^+ should remove the shift.

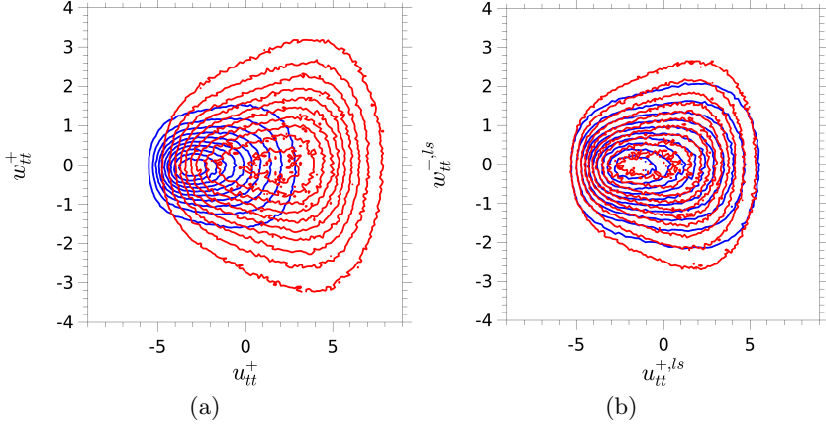


FIGURE 5. Joint PDFs of streamwise and spanwise fluctuations for (in blue) extreme 5% negative and (in red) extreme positive 5% large-scale skin-friction fluctuations; (a) scaling by average wall-shear velocity at $y^+ \approx 10$; (b) scaling by local wall-shear velocity at $y_{i_s}^+ \approx 10$.

The locally-scaled profiles in figure 4 feature a partial collapse close to the wall, thus supporting, to a fair degree, the QS concept upon which Zhang & Chernyshenko’s theory is based. However, the approximate collapse in the profiles is confined to the relatively thin layer $y^{+,ls} < 80$, a limitation that Zhang & Chernyshenko accept in their theory. The collapse of the profiles for $\overline{u_{tt}u_{tt}}$ is only partially satisfied closer to the wall, in the range down to $10 < y^{+,ls} < 80$, and this is a feature that will be expanded on below by reference to results for shear production. The collapse of the spanwise-stress profiles, $\overline{w_{tt}w_{tt}}$, is rather poor, even close to the wall, and there are reasons to believe that this is connected to distortions provoked by ”splatting” and ”anti-splatting” that accompanies large-scale sweeps and ejections, respectively.

Evidence for role played by splatting in causing the above distortions is provided by the joint (u_{tt}, w_{tt}) -PDFs in figure 5. In both plots, the blue contours are conditional on the lowest 5% of Cf_{i_s} , while the red contours are conditional on the top 5% of Cf_{i_s} . The difference between the two plots lies in the scaling: in plot (a) the fluctuations in $P(u_{tt}^+, w_{tt}^+)$ are scaled by the mean wall shear velocity and the fluctuations are sampled at $y^+ \approx 10$, while in plot (b), for $P(u_{tt}^{+,ls}, w_{tt}^{+,ls})$, scaling is effected with the local large-scale wall shear velocity, and the fluctuations are sampled at $y^{+,ls} \approx 10$. It is emphasized that the constant value of $y^{+,ls}$ means that sampling is, in effect, performed on a curved surface intersecting several $y^+ = const$ planes in the x, y, z system, rather than on a single y -plane. The PDF contours in figure 5(a) provide a visually striking evidence of the very different conditions at negative and positive footprints, the red contours depicting far more intense streamwise as well as spanwise fluctuations for extreme positive footprints in the nominal buffer layer, in line with figures 4(a) and 4(e). Figure 5(b) pertains specifically to the QS concept, relating to figure 4(f), in particular. Consistent with earlier observations on the validity of the QS concept for streamwise fluctuations close to the wall, the contours in figure 5(b) virtually collapse at low spanwise fluctuations, and they also do so when $P(u_{tt}^{+,ls}, w_{tt}^{+,ls})$ is integrated over $w_{tt}^{+,ls}$ to yield the one-dimensional PDF $P(u_{tt}^{+,ls})$. In contrast, the blue and red contours differ substantially **in the range of positive $u^{+,ls}$ values in which the spanwise fluctuations $w_{tt}^{+,ls}$ are high**, and this is consistent with the departures shown in figure 4(f). The red contours pertain to the 5% extreme positive Cf_{i_s} values, and are thus associated with large-scale sweeps that

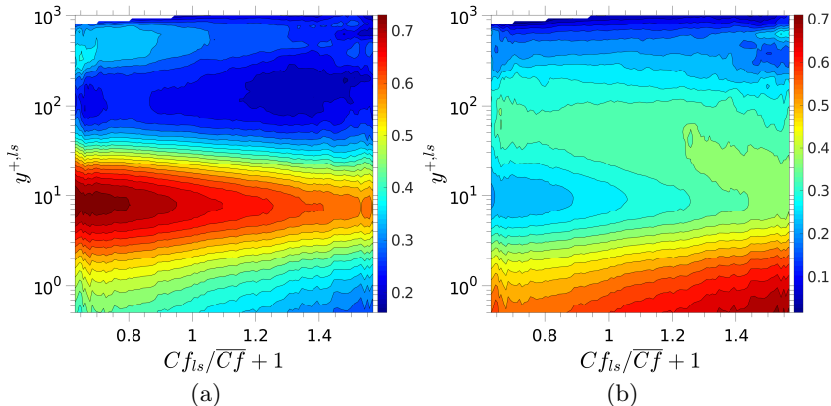


FIGURE 6. Variations in the state of anisotropy in the near-wall region conditional on the large-scale skin friction; (a) map of one-component(1C)-turbulence metric C_{1c} in the barocentric anisotropy triangle; (b) map of two-component(2C)-turbulence metric C_{2c} in the barocentric anisotropy triangle (both vary between 0 and 1, the latter indicating 1C and 2C state, respectively)

cause splatting on the wall, and thus enhanced spanwise fluctuations. The distinctive pear-like shape of the PDF contours indicates that positive streamwise fluctuations go hand-in-hand with increasing splatting intensity as the footprint magnitude rises.

It is pertinent to comment here that Zhang & Chernyshenko (2016) suggest (bottom of Section II(A)) that “both u and $u_{\tau L}$ should actually be considered as vector quantities and the hypothesis should be refined accordingly”. However, this suggestion was neither pursued by Zhang & Chernyshenko, nor was tested herein, except for an ineffective attempt to scale the magnitude of the velocity fluctuation by the magnitude of the large-scale friction velocity. It is possible that a projection of the velocity fluctuations onto the direction of the vector of the large-scale friction velocity might improve the collapse of the spanwise-fluctuations profile, relative to that shown in Figure 4, but this remains to be investigated.

Strong variations in the state of the anisotropy depending on the sign and intensity of the footprinting also suggest departures from the QS concept. Such variations are therefore examined in Figure 6. This contains maps of two parameters that convey the dependence of the anisotropic state of the velocity fluctuations over the locally-scaled wall distance, conditional on the large-scale friction. Banerjee *et al.* (2007) express the state of anisotropy by three “barocentric coordinates” (vertices) of the “barocentric triangle”, characterising the one-component (1C), the two-component (2C) and the isotropic state of turbulence (3C), respectively. These coordinates are derived from the eigenvalues of the anisotropic stress tensor, so that every state of the turbulence field is represented by the sum of metrics C_{1c} , C_{2c} and the isotropic-state metric (C_{3c}) being unity, with any one of the metrics varying between 0 and 1. Figure 6(a) and 6(b) provide maps of the metrics C_{1c} and C_{2c} , respectively. In each case, an increasing value towards 1 indicates an increasing trend towards either the 1C or the 2C state. The map for C_{1c} indicates a strong tendency towards 1C state in the buffer layer - i.e. pronounced streaky structures – for negative footprints, which are associated with large-scale ejections. With increasing skin-friction condition, C_{1c} declines and C_{2c} increases. This trend towards the 2C state is associated with large-scale sweeps, i.e. stronger splatting, which weaken the 1C streaky structures due a strong increase in w_{it}^+ . The trend is thus towards a flattening

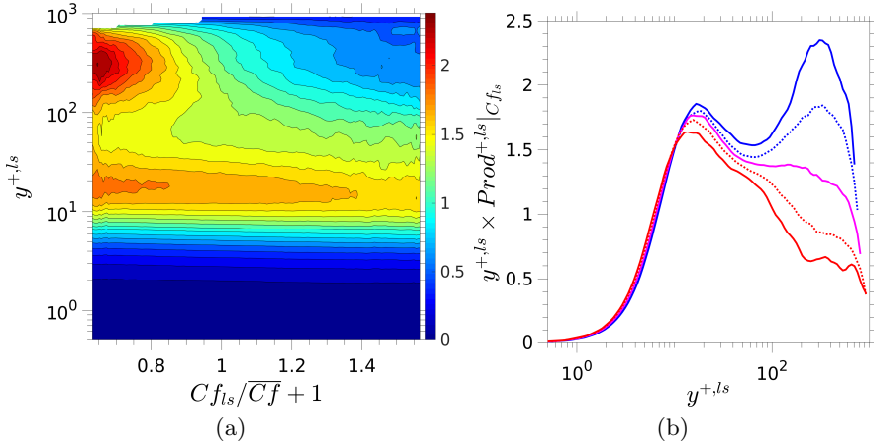


FIGURE 7. Conditional production rates of the total streamwise stress $\overline{uv}^{+,ls} \frac{dU^{+,ls}}{dy^{+,ls}}$ premultiplied by $y^{+,ls}$; (a) Map ($y^{+,ls}-Cf_{ls}$) and (b) Wall-normal profiles for the values of $u_{\tau,ls}$ identified in figure 3.

(elongated “pancake”-like) structures, a state that is especially pronounced very close to the wall. The fact that the spanwise and streamwise fluctuations vary at different rates with increasing footprint magnitude implies that a recovery of the QS state would require the streamwise and spanwise fluctuations to be scaled by different value of $u_{\tau,ls}$, which is obviously inconsistent with the QS concept.

As expected, substantial departures from the quasi-steady conditions occur in the outer layer, $y^{+,ls} > 80$, the divergence among the profiles peaking around $y^{+,ls} = 200-300$. The reason for this non-universal behaviour emerges from figure 7, which shows a map of the conditional streamwise production rate, $Prod|_{Cf_{ls}} = \overline{uv}^{+,ls} dU^{+,ls}/dy^{+,ls}|_{Cf_{ls}}$ premultiplied by $y^{+,ls}$ and five profiles of this production at the same shear-velocity conditions as for the stress profiles. The map, in particular, brings to light a prominent area around $y^{+,ls} \approx 300$ at which the production is high. This increase in production – and, to a lesser extent, the decrease at positive skin-friction fluctuations – are due to distortions in the mean velocity, which lead to a rise in shear strain in the outer region at negative fluctuations and a drop at positive fluctuations. This is confirmed by the map and profiles of the mean strain included in figure 8. As observed, the variations in the strain rate match closely those of the shear-production rate.

Significantly, the non-universal behaviour of the production rate extends, albeit weakly, towards the near-wall region down to $y^{+,ls} \approx 10$, and the $\overline{u_{tt}u_{tt}}$ profiles in figures 4(a) and (b) show corresponding variations, including in the peak values of the streamwise stress. The question of whether the presence of the large-scale footprints in the viscous layer plays a direct role in this non-universal behaviour is answered by figures 9(a) and (b), which show profiles of the small-scale streamwise stress. Excluding the large-scale contributions is seen to substantially improve the collapse in the outer layer and to reduce the stress magnitude, as expected, but the discrepancies in the buffer layer persist and the trends are unchanged. This suggests that the lack of collapse in the streamwise total stress is due, as in the outer layer, to production of small-scale fluctuations, again by distortions in the locally-scale velocity profile. Indeed, reference to the strain-rate plots in figure 8 confirms that variations in the strain-rate in the buffer match features in production rate and the streamwise stresses. Hence, the large-scale motions and the

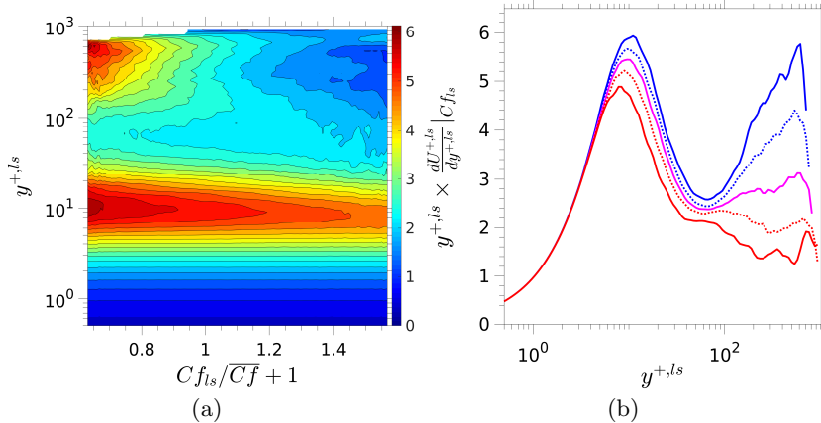


FIGURE 8. Conditional wall-normal derivative of the streamwise velocity $\frac{dU^{+,ls}}{dy^{+,ls}}$ premultiplied by $y^{+,ls}$; (a) Map ($y^{+,ls}-Cf_{ls}$) and (b) Wall-normal profiles for the values of $u_{\tau,ls}$ identified in figure 3.

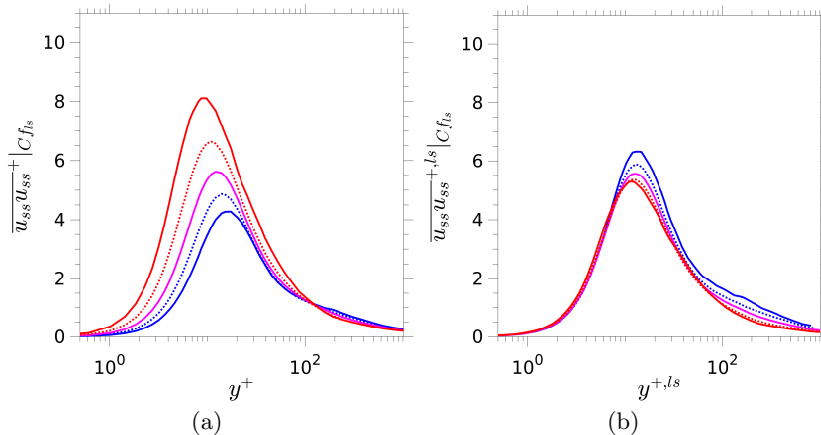


FIGURE 9. Wall-normal profiles of the conditional small-scale streamwise stresses derived from equation (2.2) for the conditional values of $u_{\tau,ls}$ identified in figure 3; (a) mean shear-velocity scaling; (b) local large-scale shear-velocity scaling.

associated large-scale sweeps and ejections, which cause the velocity distortions, adversely affect the universality of the statistics close to the wall.

4. Conclusions

Although the QS concept and the related theory of Zhang & Chernyshenko is concerned with the universality of near-wall turbulence in the sense of its independence from the Reynolds number, this study focuses on the corollary – or an equivalent requirement – that the statistics for one Reynolds number should be invariant (universal) when these statistics are conditioned on the level of the large-scale skin friction that arises from the footprints of the large-scale outer motions. On the basis of this supposition, the available DNS-derived fields, including skin friction, have been subjected to a scale-separation method that allows the impact of the large scales on the small scales to be quantified and the fields to be scaled with the large-scale skin-friction footprints. The results included

herein are thus in the form of skin-friction conditioned maps and profiles for the second moments and the production of the streamwise component.

The results show that the quasi-steady assumption, when pertaining to the total fluctuations, is confined to a thin layer – in the present case, $y^+ < 70-80$. This is broadly in line with the limitation proposed by Zhang & Chernyshenko for their theory. Beyond this modest value, drastic departures from universality arise because of the processes associated with the generation of the large scales do not scale with the local wall friction.

An influential process is an asymmetric variation of the shear-induced production for positive and negative large-scale skin friction. This is due to wall-normal distortions in the large-scale strain rate, presumably provoked by large-scale ejections and sweeps. These distortion lead to a significant rise in the production of the outer structures for negative large-scale skin-friction fluctuations and, to a lesser extent, decline for positive values.

The above distortions are observed to also have an impact on the small-scale turbulence right down to the viscosity-affected sublayer, adversely affecting the fidelity of the QS concept throughout the boundary layer. One aspect of this lack of fidelity is that the spanwise second moment scales especially poorly with the local wall shear, and this is attributed, with some confidence, to the role of splatting and anti-splatting associated with large-scale sweeps and ejections, respectively.

Acknowledgements

The research reported in this paper was undertaken within the framework of the EU-China project DRAGY, Grant Agreement 690623 The authors acknowledge the provision of HPC resources by the UK supercomputing facility ARCHER via the UK Turbulence Consortium funded by the EPSRC grant no. EP/L000261/1 as well as the CX2 facility of Imperial College London.

REFERENCES

- AGOSTINI, L. & LESCHZINER, M. 2014 On the influence of outer large-scale structures on near-wall turbulence in channel flow. *Physics of Fluids* **26** (7), 075107.
- AGOSTINI, L. & LESCHZINER, M. 2016 On the validity of the quasi-steady-turbulence hypothesis in representing the effects of large scales on small scales in boundary layers. *Physics of Fluids* **28** (4), 045102.
- AGOSTINI, L. & LESCHZINER, M. 2018 The impact of footprints of large-scale outer structures on the near-wall layer in the presence of drag-reducing spanwise wall motion. *Flow, Turbulence and Combustion* pp. 1–25.
- AGOSTINI, L & LESCHZINER, M 2019 The connection between the spectrum of turbulent scales and the skin-friction statistics in channel flow at $re_\tau \approx 1000$. *Journal of fluid mechanics, in Press – available on Researchgate* .
- BANERJEE, S, KRAHL, R, DURST, F & ZENGER, CH 2007 Presentation of anisotropy properties of turbulence, invariants versus eigenvalue approaches. *Journal of Turbulence* (8), N32.
- HUANG, N. E., SHEN, Z., LONG, S. R., WU, M. C., SHIH, H. H., ZHENG, Q., YEN, N.-C., TUNG, C. C. & LIU, H. H. 1998 The empirical mode decomposition and the Hilbert spectrum for nonlinear and non-stationary time series analysis. *Proceedings of the Royal Society of London. Series A: Mathematical, Physical and Engineering Sciences* **454** (1971), 903–995.
- LOZANO-DURÁN, A. & JIMÉNEZ, J. 2014 Effect of the computational domain on direct simulations of turbulent channels up to $Re_\tau = 4200$. *Physics of Fluids* **26** (1), 011702.
- MATHIS, R., HUTCHINS, N. & MARUSIC, I. 2011 A predictive inner–outer model for streamwise turbulence statistics in wall-bounded flows. *Journal of Fluid Mechanics* **681**, 537–566.
- ZHANG, C. & CHERNYSHENKO, S.I. 2016 Quasisteady quasihomogeneous description of the scale interactions in near-wall turbulence. *Physical Review Fluids* **1** (1), 014401.