







SYSTEMATIC REVIEW

REVISED Breastfeeding assessment tools for at-risk and malnourished infants aged under 6 months old: a systematic review [version 2; peer review: 3 approved]

Concetta Brugaletta ¹, Karine Le Roch ², Jennifer Saxton³, Cécile Bizouerne ², Marie McGrath⁴, Marko Kerac ⁵

¹Gastrointestinal Physiology Unit, University College London Hospitals NHS Trust, London, England, NW12BW, UK

²Mental Health and Care Practices Department, Action Contre la Faim, 75017 Paris, France

³Independent, England, UK

⁴Emergency Nutrition Network, Kidlington, England, OX5 2DN, UK

⁵Department of Population Health, London School of Hygiene & Tropical Medicine, London, England, WC1E 7HT, UK

v2 First published: 10 Nov 2020, 9:1310
<https://doi.org/10.12688/f1000research.24516.1>

Latest published: 22 Oct 2021, 9:1310
<https://doi.org/10.12688/f1000research.24516.2>

Abstract

Background: Many small and malnourished infants under 6 months of age have problems with breastfeeding and restoring effective exclusive breastfeeding is a common treatment goal. Assessment is a critical first step of case management, but most malnutrition guidelines do not specify how best to do this. We aimed to identify breastfeeding assessment tools for use in assessing at-risk and malnourished infants in resource-poor settings.

Methods: We systematically searched: Medline and Embase; Web of Knowledge; Cochrane Reviews; Eldis and Google Scholar databases. Also the World Health Organization (WHO), United Nations International Children's Emergency Fund (UNICEF), CAsE REport guidelines, Emergency Nutrition Network, and Field Exchange websites. Assessment tool content was analysed using a framework describing breastfeeding 'domains' (baby's behaviour; mother's behaviour; position; latching; effective feeding; breast health; baby's health; mother's view of feed; number, timing and length of feeds).




Results: We identified 29 breastfeeding assessment tools and 45 validation studies. Eight tools had not been validated. Evidence underpinning most tools was low quality and mainly from high-income countries and hospital settings. The most comprehensive tools were the Breastfeeding, Evaluation and Education Tool, UNICEF Baby-Friendly Hospital Initiative tools and CARE training package. The tool with the strongest evidence was the WHO/UNICEF B-R-E-A-S-T-Feed Observation Form.

Conclusions: Despite many possible tools, there is currently no one gold standard. For assessing malnourished infants in resource-poor settings, UNICEF Baby-Friendly Hospital Initiative tools, Module IFE

Open Peer Review

Reviewer Status 


Invited Reviewers

	1	2	3
version 2 (revision) 22 Oct 2021			
version 1 10 Nov 2020	 report	 report	 report

1. **Kerstin E. Hanson** , Independent researcher, Paris, France

Jessamyn Ressler-Maerlender, Independent researcher, Ann Arbor, USA

2. **Sandra Fucile** , Queen's University, Kingston, Canada

3. **Nurul Husna Mohd Shukri** , Universiti Putra Malaysia, Seri kembangan, Malaysia

Any reports and responses or comments on the article can be found at the end of the article.

and the WHO/UNICEF B-R-E-A-S-T-Feed Observation Form are the best available tools but could be improved by adding questions from other tools. Allowing for context, one tool for rapid community-based assessment plus a more detailed one for clinic/hospital assessment might help optimally identify breastfeeding problems and the support required. Further research is important to refine existing tools and develop new ones. Rigorous testing, especially against outcomes such as breastfeeding status and growth, is key.

Keywords

Breastfeeding, Assessment Tools, Infants



This article is included in the [Agriculture, Food and Nutrition](#) gateway.

Corresponding authors: Concetta Brugaletta (c.brugaletta@nhs.net), Karine Le Roch (kleroch@actioncontrelafaim.org)

Author roles: **Brugaletta C:** Data Curation, Formal Analysis, Investigation, Methodology, Project Administration, Writing – Review & Editing; **Le Roch K:** Conceptualization, Data Curation, Formal Analysis, Funding Acquisition, Methodology, Project Administration, Supervision, Validation, Writing – Review & Editing; **Saxton J:** Data Curation, Formal Analysis, Writing – Original Draft Preparation; **Bizouerne C:** Conceptualization, Funding Acquisition, Supervision, Validation, Writing – Review & Editing; **McGrath M:** Conceptualization, Funding Acquisition, Methodology, Supervision, Validation, Writing – Original Draft Preparation, Writing – Review & Editing; **Kerac M:** Conceptualization, Data Curation, Formal Analysis, Investigation, Methodology, Project Administration, Supervision, Validation, Writing – Original Draft Preparation, Writing – Review & Editing

Competing interests: No competing interests were disclosed.

Grant information: Publication expenses have been provided from Action Contre la Faim, 14-16 boulevard Douaumont, 75854 Paris Cedex 17, Paris, France.

Copyright: © 2021 Brugaletta C *et al.* This is an open access article distributed under the terms of the [Creative Commons Attribution License](#), which permits unrestricted use, distribution, and reproduction in any medium, provided the original work is properly cited.

How to cite this article: Brugaletta C, Le Roch K, Saxton J *et al.* **Breastfeeding assessment tools for at-risk and malnourished infants aged under 6 months old: a systematic review [version 2; peer review: 3 approved]** F1000Research 2021, 9:1310 <https://doi.org/10.12688/f1000research.24516.2>

First published: 10 Nov 2020, 9:1310 <https://doi.org/10.12688/f1000research.24516.1>

REVISED Amendments from Version 1

Following our reviewer comments and suggestions, we add two new references to clarify the concepts of small and nutritionally at-risk children and the definition of middle and low country. We described the study methodology better and improved Figure 1. We clarify that we did not include BEET tools in the recommended ones because it does not have enough validation studies, despite it covers all domains considered important. We added a further reference of the MAMI project to highlights the importance of an approach that looks at the complex spectrum of breastfeeding problems considering mother-baby died as well as a wider social context. We proofread the article again. We hope that this makes this second version of the article clearer and more enjoyable to read.

Any further responses from the reviewers can be found at the end of the article

Introduction

Protecting breastfeeding has been described as the single most effective child survival intervention (UNICEF, 2009; WHO, 2007). It also plays a key role in reducing the global burden of undernutrition (The Lancet Series, 2008) and is one of 13 priority interventions highlighted by the international ‘Scaling Up Nutrition’ movement (SUN, 2010). Despite this, suboptimal breastfeeding practices are common, accounting for significant morbidity and 804,000 deaths per year - 11.6% of all deaths in children aged under 5 years worldwide (Black *et al.*, 2013). The greatest burden of mortality and morbidity is in low income countries as defined by the World Bank (Fantom & Serajuddin, 2016). High background mortality and high rates of undernutrition and communicable disease all make the protective effects of breastfeeding critical. With collapses in infrastructure and normal societal networks, emergency affected populations are particularly vulnerable if breastfeeding is not supported and problems are not quickly identified and addressed. A group particularly higher risk of mortality and morbidity are the small and nutritionally at risk infants under six months of age compared to the infant that achieve optimal growth. At a population level, small and nutritionally at risk children are those identified as wasted, stunted and underweight and a combination of these (ENN/LSHTM, 2021).

Whilst the importance of breastfeeding is widely recognised, supporting it can be challenging. Under the overall heading of ‘Promoting proper feeding for infants and young children’, the World Health Organization (WHO) lists several areas of work including: the Baby-Friendly Hospital Initiative (BFHI) (WHO/UNICEF, 2009a); promotion of exclusive breastfeeding; and the International Code of Marketing of Breast-milk substitutes. These initiatives are aimed at population level breastfeeding support; there is good evidence of their effectiveness (Beake *et al.*, 2012). More challenging is how to help those who fall through these population ‘safety nets’; when an individual mother-infant pair presents with an established problem. Managing very small infants, those with growth failure and other high-risk characteristics is particularly complex. Breastfeeding problems are common in this group but there

are many other potential underlying causes and contributory factors (Goh *et al.*, 2016). Breastfeeding problems may be a primary cause or secondary to other causes. There is also a wide and complex spectrum of breastfeeding problems ranging from a simple positioning difficulty leading to insufficient milk intake, milk insufficiency perception, early complementary feeding introduction, to secondary milk insufficiency due to maternal depression, due in turn to lack of social support at home (Amir & Ingram, 2008; Moore *et al.*, 2012; Pannu *et al.*, 2011; WHO/UNICEF, 1994).

This review arose from a project exploring the Management of (Nutritionally) At-risk Mothers and Infants aged under 6 months (MAMI) Project (ENN/UCL/ACF, 2010b). The goal of the original MAMI Project was to investigate the management of malnourished infants under six months of age in resource-poor and humanitarian settings, and to contribute to evidence-based, better practice guidelines to improve practice. The project identified that the burden of infant less than 6 months’ undernutrition is significant: worldwide, 3.8 million infants are severely wasted; 4.7 million are moderately wasted (Kerac *et al.*, 2011). Since breastfeeding difficulties are associated with undernutrition (Gagliardi *et al.*, 2012; Gribble *et al.*, 2011) (Gribble *et al.*, 2011) and exclusive breastfeeding in infants under 6 months, a common treatment goal (ENN/UCL/ACF, 2010a), the report also examined breastfeeding assessment as part of overall infant assessment. It found no ‘gold-standard’ breastfeeding assessment tool that catered for inpatient and community settings. This is a critical gap; correct ‘diagnosis’ of a breastfeeding problem is vital to inform appropriate support and treatment. Building upon and updating the work of the MAMI Project, this current review thus aims to: a) identify and profile currently available breastfeeding assessment tools; b) discuss their potential application for assessing at risk and malnourished infants under 6 months (i.e. to determine the link between breastfeeding problems and malnutrition in a particular individual; to describe the nature of that breastfeeding problem). Informed assessment is critical to targeted intervention of support.

Methods

Breastfeeding assessment tools were defined as: documented guidance for clinicians, nurses, midwives, community health workers and carers on how to observe and/or assess the breastfeeding outcomes. These could take the form of check-lists, questionnaires, algorithms, indices, history taking forms or listing of the specific aspects of breastfeeding that should be assessed.

Inclusion criteria: We included articles that: tested or used breastfeeding assessment tools; integrated at least one clinically relevant maternal or child outcome (e.g. duration of breastfeeding, infant weight gain); reported on tool performance. Articles describing complex interventions that included breastfeeding support could only be included if it was clear which tool had been used, and if breastfeeding assessment had been explicitly mentioned in the intervention description. There were no study design restrictions.

Exclusion criteria: Tools that focused just on artificial feeding (i.e. use of a breastmilk substitute) or that were designed for women after breast augmentation/reduction surgery were not considered in this review. Also excluded were tools that involved complex and expensive technology that are not designed for routine clinical use in resource poor settings (e.g. those using electromyographic methods; direct measurements of breastmilk composition; web-based tools; software to measure sucking strength/effectiveness; ultrasound measures of milk removal/swallowing). Tools that focused on wider breastfeeding support (e.g. employer support) rather than the actual process of breastfeeding were also excluded as were those focused solely on change in health worker knowledge, attitude or practice as an outcome. The literature search was restricted to English language articles with human subjects.

Databases and search terms: Articles were identified by searching electronic database Medline and Embase via Ovid interface (full search strategy is free available at <http://www.doi.org/10.17037/DATA.00001881> in Extended data (Kerac et al., 2020)). Key words and MeSH terms were selected by the review on The Lancet Breastfeeding Series (The Lancet Series, 2016) and a recent similar review on feeding assessment tools (Howe et al., 2008). We also included hand search papers from grey literature, WHO and ENN websites. Searches were finalised in March 2018. This updated an earlier search done as part of the original MAMI project performed on PubMed, Web of Knowledge, Cochrane Review, Eldis and Google scholar databases which concluded in November 2013. In that original search, highly relevant journals were also searched directly: Maternal and Child Nutrition, International Breastfeeding Journal, Journal of Human Lactation, and BMC Family Practice. Reference lists and the 'related articles' were used to identify further articles. A standard two-stage search strategy was used: initial screening of titles and abstracts by 3 authors (C.B, K.L.R. and M.K.); detailed review of full articles secondly (C.B, K.L.R. and M.K.). Since tools were few but varied, risk of bias was not formally scored for each individual study but is discussed under 'limitations' for studies as a whole.

Description of the tools

To understand and characterise the tools we also examined:

Tool coverage of breastfeeding 'domains'

There are several aspects or 'domains' of breastfeeding. Knowing which are affected helps guide appropriate subsequent treatment. We used an established framework (Moran et al., 2000) to characterise which aspects of breastfeeding the assessment tools assessed. These included: baby's behaviour (e.g. alertness to feed), mother's behaviour (e.g. watches and listens for baby's cues), positioning (e.g. baby facing mother), attachment (e.g. lower lip turned outward on breast), effective feeding (e.g. sucking, swallowing, jaw movement and signs of milk release), health of the breast (e.g. nipple trauma), health of the baby (e.g. alert), and mother's experience (e.g. feels strong suction). We added another domain on number, timing and length of feeds. We also noted any other domains identified by individual studies.

Evidence underpinning each assessment tool

Studies were grouped according to type of evidence presented. One group looked at prediction of later breastfeeding status. Another assessed test-retest, inter-rater reliability and sensitivity and specificity of tools. A final group of studies focused on assessment tools used to directly improve breastfeeding technique or experience.

Results

From a total of 15,649 titles and abstracts screened, a final count of 52 papers describing 29 distinct breastfeeding assessment tools were identified (Figure 1).

Final selection of tools

Details of the 29 tools identified are summarised in Table 1.

Exclusions and reason for those are presented in web-appendix (Extended data (Kerac et al., 2020)). We were unable to get sufficient information about two tools: The LAT™ (Cadwell et al., 2004) and the Prague Newborn Behaviour Description Technique (Sulcova & Tisanska, 1994) so we could not include them in the final review.

Context

Of the 29 tools identified: 22 (76%) were developed in high-income countries and used in 31 studies carried out in high-income countries, six (21%) tools were developed in low and middle-income countries and one (3%) was developed worldwide. Sixteen tools (55%) were developed for hospital settings. Of these, 24 (83%) tools were designed and/or tested for use in infants less than 6 months with breastfeeding problems; none of these were specifically designed for or tested on at risk and malnourished infants less than 6 months.

Coverage of breastfeeding domains

Table 2 shows that most tools covered a number of different domains but only one, the Breastfeeding Evaluation and Education Tool (Tobin, 1996), covered them all.

Other tools covering a wide range of domains were the Baby-Friendly Hospital Initiative (BFHI) guidelines (UNICEF, 2010; WHO/UNICEF, 2009a) and the CAse REport guidelines (CARE guidelines) (CARE, 2004). The BFHI and CARE guidelines also highlighted other items that could be useful for future testing: positions for low birth weight babies, differentiating between 'perceived' and 'real' milk insufficiency, mother's health, and the use of BMS and dummies/pacifiers. The World Health Organization/United Nations International Children's Emergency Fund (WHO/UNICEF) B-R-E-A-S-T-Feed Observation Form covered seven domains, missing out 'health of the baby' and 'mother's view of the feed' (WHO/UNICEF, 1994). Additional domains identified by other tools included: mother's comfort level, previous breastfeeding experience, other foods/liquids being given to the baby, loss of >10% of birth weight, hypertension and delivery type (Darmstadt et al., 2009; Dongre et al., 2010; Hall et al., 2002; Mannan et al., 2008; Milligan et al., 1996; Palmer et al., 1993).

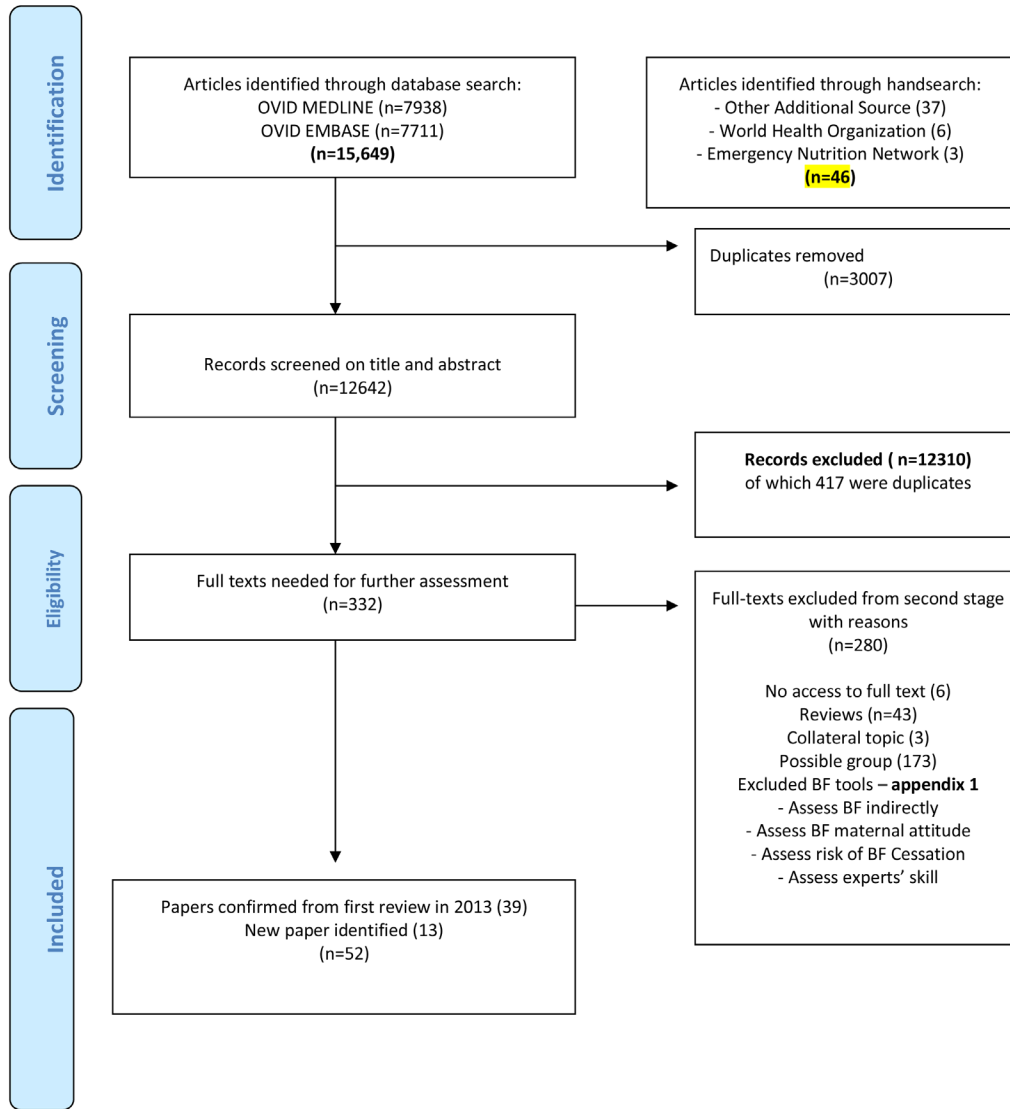


Figure 1. PRIMA Flow diagram: Systematic search for Breastfeeding Assessment Tools Review. Preferred Reporting items for Systematic Reviews and Meta-Analyses (PRISMA) diagram of literature search results. Diagram retrieved from: <http://prisma-statement.org/PRISMAStatement/FlowDiagram.aspx>.

Ability of tools to predict breastfeeding outcomes

In total, 12 (41%) tools had been tested for their ability to predict breastfeeding outcomes (Table 3).

The present studies either tested the tools or tested the intervention or tested both. The tools with the most studies testing their ability to predict breastfeeding outcomes during an intervention study were the LATCH (n=5), the WHO/UNICEF B-R-E-A-S-T-Feed observation form (n=6) and the BAS tool (n=4). The BAS was consistently predictive in all studies, although as shown in Table 2, it covers the least number of breastfeeding domains. There were mixed findings for the LATCH tool: three studies observed positive findings, and two reported limited ability of the tool to predict breastfeeding outcomes. The WHO/UNICEF B-R-E-A-S-T-Feed Observation Form was predictive of breastfeeding outcomes in three studies, but was not predictive of exclusive breastfeeding in a fourth study.

Two further studies described the determinants of poor scores on the WHO/UNICEF B-R-E-A-S-T tool including repeated crying, colic history, shorter sleeping episodes and regurgitation (Yalcin & Kuskonmaz, 2011), and primiparity, cracked nipples, mastitis, preterm and low birth weight babies and poor suckling (Goyal et al., 2011).

Evidence underpinning the tools

The extent of tool testing varied substantially; 8 tools had no validation studies: Infant Feeding in Emergencies (IFE) Module 2 (ENN et al., 2007), Breastfeeding Evaluation and Education Tool (Tobin, 1996), Systematic Assessment of the Infant at the Breast (Shrago & Bocar, 1990), CARE guidelines (CARE, 2004), Via Christi, and tools identified by Walker (Walker, 1989), (Cadwell, 2007) and Righard & Alade, 1992 (Righard & Alade, 1992). Of the remaining 21 tools, we identified 45 validation studies. Of these, 32 were observational studies;

Table 1. Description of breastfeeding (BF) assessment tools.

Tool name	Author(s) & date	Country of origin	Setting of design	Tool description
WHO/UNICEF Baby-Friendly Hospital Initiative (BFHI) - UNICEF Breastfeeding Assessment Form WHO Breastfeed Observation Job Aid	(UNICEF, 2010) WHO/UNICEF, 2009b (WHO/UNICEF, 2009b)	Worldwide	Hospital and Community	Breastfeeding Assessment Form: 14 questions and observations where answers indicate effective feeding or a problem. Items cover baby's health, urine and stools, behaviour during/after feeds, frequency of feeds, mother's behaviour during a feed, breast condition, use of dummies, nipple shields, and formula. If problems are identified, observe a full breastfeed, using the observation aid. Additional training material: comfort of the mother (2), help with positioning (4), how to support breasts to facilitate attachment (5), signs of good/poor attachment (as per observation aid), releasing suction before removing child from breast. Special guidance for low birth weight: helpful breastfeeding positions, expressing milk. Weight gain and urine output differentiate 'perceived' and 'real' insufficient milk. Breastfeeding Observation Job Aid: 42 items/5 scales; signs of BF going well versus possible difficulty: general (mother and baby); breasts; baby's position; baby's attachment; suckling.
Breast-feeding Assessment Score (BAS)	(Hall <i>et al.</i> , 2002)	USA	Hospital	5 variables assessed: mother's age; previous breastfeeding experience; lactating problems; breastfeeding interval; bottles of formula. Extra variables: breast surgery; maternal hypertension; vacuum vaginal delivery. To identify infants at risk for early cessation of breastfeeding before initial discharge from hospital.
Breastfeeding Evaluation & Education Tool (BEET)	(Tobin, 1996)	USA	Not specified	8 sub-scales: feedings, positioning, latch, suck, milk flow, intake, output, weight gain. To help parents observing and assessing the evolution of breastfeeding and seek guidance from health care providers upon necessity.
CARE training package: Breastfeeding and Complementary Feeding Basics	(CARE, 2004)	LMICs	Community humanitarian settings	Training materials include handouts and counselling cards on: Signs of good positioning (4 items) and attachment (5 items, 1 illustration) and effective suckling (5 points); recommendations on optimal breastfeeding practices focusing on mother's behaviour; 3 common breast conditions (including photos); perceived insufficient milk supply; 11 'special situations' including malnourished and stressed mothers, baby refusal to feed. Prevention and solutions are given.
Checklist from 'breastfeeding and the use of pacifiers'	(Righard & Alade, 1992; Righard & Alade, 1997)	Sweden	Hospital	16 observations to determine early breastfeeding cessation and correct vs incorrect sucking techniques: breast offering (3 items), sucking at the breast (9 items), after feeding (2 items), and conclusions (2 items).
Essential Nutrition Action Messages (Breastfeeding guidance booklet)	(Guyon & Qinn, 2011; Guyon <i>et al.</i> , 2009)	LMICs	Specifies multiple settings for use	Illustration and recommendations to ensure optimal breastfeeding. Illustration 8 on correct positioning: 9 guidance items + 3 pictures. Illustration 9 focuses on proper attachment: 4 signs and 5 signs of efficient suckling + 1 picture. There is also illustration 10 for three different breastfeeding positions and attachment, with pictures.
History Taking Form from 'Functional assessment of infant breastfeeding patterns'	(Walker, 1989)	USA	Not specified	A sample feeding assessment with rationale that covers: general physical condition and body tone of baby; with a digital check of infant sucking ability, breast assessment (e.g. look for engorgement), nipple assessment (e.g. flat nipple), position of mother and baby whilst nursing, latch on, sucking pattern/sound, and maternal impression of the feed. It is part of a general assessment of normal and problematic situations that include a baby's feeding history and the mother's history on some physical aspects before and after pregnancy.
Hands off technique	(Ingram <i>et al.</i> , 2002)	UK	Hospital	8 guidelines to teach mothers in 'hands off' way to position and attach baby. Includes leaflet with pictures and explanations about breastfeeding

Tool name	Author(s) & date	Country of origin	Setting of design	Tool description
Integrated Management of Childhood Illness (IMCI) algorithm <i>adapted in Bangladesh</i>	(Mannan <i>et al.</i> , 2008)	Bangladesh	Community	History taking and observation classifies children as: 'not able to feed' (very severe disease), 'feeding problem', and 'no feeding problem'. Four questions ask about: any breastfeeding difficulty, newborn feeding ability, feeding frequency and supplementary foods. Observations are made of a five-minute breastfeed including: four signs of improper attachment, four signs of improper positioning, and one sign of sucking effectiveness (slow, deep sucking with occasional pausing).
Integrated Management of Neonatal and Childhood Illness (IMNCI) algorithm	(Dongre <i>et al.</i> , 2010) (WHO/UNICEF/ National-Rural-Health-Mission, 2009)	India	Health center	Uses four signs of good positioning and four signs of good attachment. Observers recorded 'yes' or 'no' for each sign. 'Take action cards' are used to resolve breastfeeding problems.
From 'Indicators of effective breastfeeding and estimates of breast milk intake'	(Riordan <i>et al.</i> , 2005)	USA	Not specified	Breastfeed is scored 0-2 (0=absent behaviour, 1=problematic, 2=no problem): 1) Rooting 2) length of time before latch on 3) latch-on 4) suckle 5) observable swallowing 6) audible swallowing.
Infant Breastfeeding Assessment Tool (IBFAT)	(Matthews, 1988; Matthews, 1998)	Canada	Hospital	6 items measure four infant behaviours: readiness to feed, rooting, fixing & sucking. Two non-scoring items: infant state & maternal satisfaction with breastfeeding
Infant Feeding in Emergencies (IFE) Module 2: Simple rapid assessment and full assessment	(ENIN <i>et al.</i> , 2007)	LMICs	Community humanitarian settings	Simple rapid assessment includes: age appropriate feeding, breastfeeding ease, baby's condition. Refer problems for full breastfeeding observation: attachment, suckling, mother's confidence, feed end. Listen/learn from mother about feeding practices/beliefs/worries. Observe artificial feed if relevant. Breastfeeding assessment based on WHO 40 hour breastfeeding counselling course (2004)
LATCH Assessment	(Jensen <i>et al.</i> , 1994a; Jensen, 1994b)	USA	Not stated	5 items: Latch; Audible swallowing; Type of nipple; Comfort of mother's breasts/nipples; Help needed to hold baby to breast. Mother's ability to attach her baby properly to the breast and observe her infant sucking
From 'Lactating on and suckling of the healthy term neonate'	(Cadwell, 2007)	USA	Hospital	Clinical strategies for systematic assessment of breastfeeding: 1) Pre-feeding behaviours (rooting, increased alertness, brings hand to mouth, sucking, mouthing) and one picture pre-latch-on 2) Six aspects of latch-on and suckling dynamic 3) three aspects of milk transfer from mother to infant 4) one aspect of mother's comfort during/between feedings 5) one aspect of infant signs of satiety
Mother-Baby Assessment (MBA)	(Mullford, 1992)	USA	Hospital	5 steps in breastfeeding are assessed for both the mother and the infant: signalling, positioning, fixing, milk transfer, ending. A score out of ten rates mother's and baby's efforts to breastfeed and the progress of both partners. Tool items based on positioning, fixing & milk transfer items from published work describing common features of effective breastfeeding.
Mother-infant breastfeeding assessment tool	(Johnson <i>et al.</i> , 1999)	USA	Community	Mother and infant scored on 8 items to indicate risk of breastfeeding failure: latch, suck, nipple type, frequency of nursing/wet nappies, previous success with breastfeeding, supportive partner.
Mother-Infant Breastfeeding Progress Tool (MIBPT)	(Johnson <i>et al.</i> , 2007)	USA	Hospital	8 items observe breastfeeding progress in the dyad: responsiveness to feeding cues, timing of feeds, nutritive suckling, positioning/ lactating factors, nipple trauma, infant behaviour state and mother/parent response to the infant.
Neonatal Oral-Motor Assessment Scale (NOMAS)	(Palmer <i>et al.</i> , 1993)	USA	Hospital	28 items: nutritive/ non-nutritive sucking. Outcomes: normal, disorganised or dysfunctional feeding. Latter two feeding types are graded by severity (mild, moderate, severe)

Tool name	Author(s) & date	Country of origin	Setting of design	Tool description
Preterm Infant Breastfeeding Behaviour Scale (PIBBS)	(Nygqvist <i>et al.</i> , 1996)	Sweden	Hospital	Observations of developmental process of sucking during breastfeeding for preterm infants on: rooting, areolar grasp, duration of latch, sucking, longest sucking burst, swallowing.
From 'Sucking technique and its effect on success of breastfeeding'	(Righard & Alade, 1992)	Sweden	Hospital	Focuses on assessment of sucking technique as correct or incorrect. Correct defined as infant has wide-open mouth, tongue under areola, milk being expressed in slow deep sucks. Incorrect defined as sucks at the nipple as if it is a teat. Visual tools.
Systematic Assessment of the Infant at Breast (SAIB)	(Shrago & Bocar, 1990)	USA	Hospital	Observation of: alignment, areolar grasp, areolar compression, audible swallowing. No scoring system. Assess effective breastfeeding and milk transfer.
VIA Christi Breastfeeding assessment	(Riordan, 1999)	USA	Not stated	Breastfeed is scored 0-2 (0=absent behaviour, 1=problematic, 2=no problem): 1 latch on 2) time before latch on and suckle 3) sucking 4) degree of swallowing 5) mother's evaluation. Overall Scores 0-2 = high risk, return visit/call within 24 hours (automatic high risk if >10% birth weight lost or mother had breast surgery); 3-6 = medium risk, refer to public health nursing, visit within 3 days; 7-10 = low risk, routine calls/visits. to assess excessively sleepy baby following high dose of labour analgesia.
WHO/UNICEF B-R-E-A-S-T-Feed Observation Form	(WHO/UNICEF, 1994)	Worldwide	Community	27 items/6 scales: signs that breastfeeding is going well versus possible difficulty: body position, responses, emotional bonding, anatomy, suckling, time suckling.
Neonatal Eating Assessment tool (NeoEAT)	(Pados <i>et al.</i> , 2016; Pados <i>et al.</i> , 2018)	USA	Hospital	Screening version (10 questions) is intended for clinical screening of infants to identify whether further specialist assessment is needed. Full version is for specialized assessment for use in feeding and dysphagia specialty clinic and research: NeoEAT Breastfeeding (72 items), NeoEAT Bottle Feeding (74 items), and NeoEAT Breastfeeding and Bottle Feeding (89 items). It can be used by parent or health workers to assess breastfeeding in infants less than 7 months.
Early Feeding Skills Assessment (EFS)	(Thoyre <i>et al.</i> , 2018)	USA	Hospital	The checklist allows health workers to assess preterm infant readiness for breastfeeding. This helps profiling the infant's developmental stage regarding specific feeding skills: abilities to remain engaged in feeding, organize oral-motor functioning, coordinate swallowing with breathing, and maintain physiologic stability to decide which help offer.
Preterm Oral Feeding Readiness Assessment Scale (POFRAS)	(Fujinaga <i>et al.</i> , 2013)	Brazil	Hospital	18 items scale to assist health professionals to initiate preterm feeding in view of promoting safe and objective breastfeeding. Focus on baby's ability and readiness to suckle well.
Bristol Breastfeeding Assessment Tool (BBAT)	(Ingram <i>et al.</i> , 2015)	UK	Hospital	4-item tool: position, attachment, sucking and swallowing to improve targeting positioning and attachment advice. Attribution of a 0 to 2 score: 0 poor - 2 good or no need advice. It can be useful on tongue-tied infant.
Lactation history and risk assessment form	(Riordan, 1989)	USA	Hospital	4-items form to take lactation history and evaluate breast and nipples to carry out an appropriate risk assessment: feeding choice, physical exam, history including baby weight gain, risk factors.

Table 2. Breastfeeding domains of primary interest covered by assessment tools (domain based on Moran et al., 2000).

Assessment Tool	Baby's Behaviour	Mother's Behaviour	Position	Lactating	Effective Feeding	Breast health	Baby's health	Mother's view of the feed	Number, timing, length of feeds	Other
WHO/UNICEF Baby Friendly Hospital Initiative: UNICEF Breastfeeding assessment form & WHO/UNICEF Breastfeed Observation Job Aid (UNICEF, 2010) (WHO/UNICEF, 2009b)	<input type="checkbox"/>	<input type="checkbox"/>	<input type="checkbox"/>	<input type="checkbox"/>	<input type="checkbox"/>	<input type="checkbox"/>	<input type="checkbox"/>	<input type="checkbox"/>		Positions if low birth weight, insufficient milk, mother's health, formula, dummies
Breast-feeding Assessment Score (Hall et al., 2002)			<input type="checkbox"/>							Breast surgery, maternal hypertension and delivery type
Breastfeeding evaluation and education tool (Tobin, 1996)	<input type="checkbox"/>	<input type="checkbox"/>	<input type="checkbox"/>	<input type="checkbox"/>	<input type="checkbox"/>	<input type="checkbox"/>	<input type="checkbox"/>	<input type="checkbox"/>	<input type="checkbox"/>	Signs of milk transfer in mother (e.g. uterine cramps)
CARE training package: Breastfeeding and Complementary Feeding Basics (CARE, 2004)	<input type="checkbox"/>	<input type="checkbox"/>	<input type="checkbox"/>	<input type="checkbox"/>	<input type="checkbox"/>	<input type="checkbox"/>	<input type="checkbox"/>	<input type="checkbox"/>	<input type="checkbox"/>	Positions for low birth weight babies, perceived insufficient milk, mother's health
Checklist from "Breastfeeding and the use of pacifiers" (Righard & Alade, 1997)	<input type="checkbox"/>	<input type="checkbox"/>	<input type="checkbox"/>	<input type="checkbox"/>	<input type="checkbox"/>	<input type="checkbox"/>	<input type="checkbox"/>	<input type="checkbox"/>	<input type="checkbox"/>	
Essential Nutrition Action Messages (Guyon et al., 2009)			<input type="checkbox"/>	<input type="checkbox"/>	<input type="checkbox"/>				<input type="checkbox"/>	
History taking form from "Functional assessment of infant breastfeeding patterns" (Walker, 1989)	<input type="checkbox"/>		<input type="checkbox"/>	<input type="checkbox"/>	<input type="checkbox"/>	<input type="checkbox"/>	<input type="checkbox"/>	<input type="checkbox"/>	<input type="checkbox"/>	Digital check of sucking ability
Hands off technique (Ingram et al., 2002)	<input type="checkbox"/>	<input type="checkbox"/>	<input type="checkbox"/>	<input type="checkbox"/>	<input type="checkbox"/>					
IMCI algorithm (Mannan et al., 2008)			<input type="checkbox"/>	<input type="checkbox"/>	<input type="checkbox"/>			<input type="checkbox"/>	<input type="checkbox"/>	Supplementary food
IMNCI algorithm (Dongre et al., 2010)			<input type="checkbox"/>	<input type="checkbox"/>						
From "Indicators of effective breastfeeding and estimates of breast milk intake" (Riordan et al., 2005)	<input type="checkbox"/>		<input type="checkbox"/>	<input type="checkbox"/>	<input type="checkbox"/>					Observable and audible swallowing
IBFAT Infant Breastfeeding Assessment Tool (Matthews, 1988)	<input type="checkbox"/>		<input type="checkbox"/>	<input type="checkbox"/>	<input type="checkbox"/>			<input type="checkbox"/>	<input type="checkbox"/>	Baby's readiness to feed
Infant Feeding in Emergencies Module 2: Simple rapid assessment and full assessment (ENN et al., 2007)	<input type="checkbox"/>	<input type="checkbox"/>		<input type="checkbox"/>	<input type="checkbox"/>	<input type="checkbox"/>	<input type="checkbox"/>	<input type="checkbox"/>	<input type="checkbox"/>	Other food/liquid, feed end, pacifiers, mother's beliefs and worries

Assessment Tool	Baby's Behaviour	Mother's Behaviour	Position	Lactating	Effective Feeding	Breast health	Baby's health	Mother's view of the feed	Number, timing, length of feeds	Other
LATCH Assessment (Jensen <i>et al.</i> , 1994a)	<input type="checkbox"/>		<input type="checkbox"/>	<input type="checkbox"/>	<input type="checkbox"/>	<input type="checkbox"/>		<input type="checkbox"/>	<input type="checkbox"/>	Need assistance to breastfeed
"Latching on and suckling of the healthy term neonate" (Cadwell, 2007)	<input type="checkbox"/>	<input type="checkbox"/>	<input type="checkbox"/>	<input type="checkbox"/>	<input type="checkbox"/>	<input type="checkbox"/>				Mother's comfort level; pre-feeding behaviors
MBA Mother-Baby Assessment (Mullford, 1992)	<input type="checkbox"/>	<input type="checkbox"/>	<input type="checkbox"/>	<input type="checkbox"/>	<input type="checkbox"/>	<input type="checkbox"/>		<input type="checkbox"/>		Pre-feeding behaviors
Mother-infant Breastfeeding Assessment Tool (Johnson <i>et al.</i> , 1999)				<input type="checkbox"/>	<input type="checkbox"/>	<input type="checkbox"/>			<input type="checkbox"/>	Previous feeding experience, partner support
MIBPT - Mother Infant Breastfeeding Progress Tool (Johnson <i>et al.</i> , 2007)		<input type="checkbox"/>	<input type="checkbox"/>	<input type="checkbox"/>	<input type="checkbox"/>	<input type="checkbox"/>		<input type="checkbox"/>	<input type="checkbox"/>	
NOMAS (Palmer <i>et al.</i> , 1993)				<input type="checkbox"/>	<input type="checkbox"/>					
PIBBS (Nygqvist <i>et al.</i> , 1996)	<input type="checkbox"/>			<input type="checkbox"/>	<input type="checkbox"/>				<input type="checkbox"/>	
SAIB (Shrago & Bocar, 1990)	<input type="checkbox"/>	<input type="checkbox"/>	<input type="checkbox"/>	<input type="checkbox"/>	<input type="checkbox"/>					Pre-feeding behaviors
"Sucking technique and its effect on success of breastfeeding" (Righard & Alade, 1992)				<input type="checkbox"/>	<input type="checkbox"/>					Visual tool - pictures available
VIA Christi Breastfeeding assessment (unpublished)				<input type="checkbox"/>	<input type="checkbox"/>			<input type="checkbox"/>		>10% birth weight lost
WHO/UNICEF B-R-E-A-S-T-Feed Observation Form (WHO/UNICEF, 1994)	<input type="checkbox"/>	<input type="checkbox"/>	<input type="checkbox"/>	<input type="checkbox"/>	<input type="checkbox"/>	<input type="checkbox"/>			<input type="checkbox"/>	
NeoEAT - Neonatal Eating Assessment Tool (Pados <i>et al.</i> , 2017; Pados <i>et al.</i> , 2018)	<input type="checkbox"/>		<input type="checkbox"/>	<input type="checkbox"/>	<input type="checkbox"/>		<input type="checkbox"/>			Evaluate oral pharyngo esophageal function, gastrointestinal function
Preterm oral Feeding Readiness Assessment Scale (Fujinaga <i>et al.</i> , 2013)	<input type="checkbox"/>		<input type="checkbox"/>	<input type="checkbox"/>	<input type="checkbox"/>					
EFS - Early Feeding Skills assessment (Thoyre <i>et al.</i> , 2005)	<input type="checkbox"/>		<input type="checkbox"/>	<input type="checkbox"/>	<input type="checkbox"/>				<input type="checkbox"/>	Ability to remain engaged in feeding. Ability to Organize Oral-Motor Functioning including swallowing
BBAT Bristol Breastfeeding Assessment Tool (Ingram <i>et al.</i> , 2015)	<input type="checkbox"/>		<input type="checkbox"/>	<input type="checkbox"/>	<input type="checkbox"/>					Can be used also on tongue-tied infant
Lactation history and risk assessment form (Riordan, 1989)		<input type="checkbox"/>				<input type="checkbox"/>	<input type="checkbox"/>			Estimate risk of developing a problem before giving birth

Table 3. Studies relating to tool validity assessing breastfeeding-related outcomes.

Assessment Tool	Author & date	Country & setting	Sample	Study design	Outcomes	Findings	Remarks
WHO/UNICEF Baby-Friendly Hospital Initiative: UNICEF Breastfeeding assessment form & WHO/UNICEF Breastfeed Observation Job Aid	(Geddes, 2012)	UK, Community	Mothers and babies 5-12 days after delivery, N not given	Time trend analysis: from intervention baseline to 3 years, quarterly data points.	% of women breastfeeding at 6-8 weeks. Intervention: home-visits to resolve feeding problems using breastfeeding observation aid	Breastfeeding at 6-8 weeks was 60.5% at baseline, increased to 61.6%, then steadily increased each quarter to 68.9% in the third quarter post intervention	No control group. Source of regional breastfeeding prevalence data not clear. Difficult to extract influence of breastfeeding assessment tool
WHO/UNICEF Baby-Friendly Hospital Initiative: UNICEF Breastfeeding assessment form & WHO/UNICEF Breastfeed Observation Job Aid	(Ingram et al., 2011)	UK, Community	Bristol-born children at 8 weeks of age; N not given	Time trend analysis: breastfeeding rates pre/post BFHI training	Annual breastfeeding rates 2006-9 (routine 8 week check); staff knowledge, attitudes, confidence and self-efficacy	Babies born in 2009 were 1.57 times more likely to be breastfed, and 1.46 times more likely to be exclusively breastfed at 8 weeks.	No control group. Difficult to extract influence of breastfeeding assessment tool
Breastfeeding Assessment Score (BAS)	(Hall et al., 2002)	USA, hospital	N=1108 mothers and infants; mean age=40 hours	Observational	Breastfeeding cessation 7-10 days postpartum	10.5% of mothers reported stopping breastfeeding; all tool items significantly predicted breastfeeding cessation.	No information on maternal or infant health indicators
Breastfeeding Assessment Score (BAS)	(Gianni et al., 2006)	Italy, hospital	N=175 mothers of healthy exclusively breastfed infants; birth weight ≥2500g, gestational age 37-42 weeks	Observational	Breastfeeding cessation, introduction of complementary feeding, continued exclusive breastfeeding at 1 month	Women exclusively breastfeeding at 1 month had significantly lower baseline BAS scores than women not exclusively breastfeeding. Lactating problems and no prior breastfeeding success was negatively associated with breastfeeding duration.	
Breastfeeding Assessment Score (BAS)	(Mercer et al., 2010)	USA, hospital	N=1182 mother-child pairs	Observational	Breastfeeding 7-10 days postpartum	Maternal age, previous breastfeeding experience, lactating difficulty, breastfeeding interval, number of bottles and total BAS score were significantly predictive of breastfeeding cessation 7-10 days postpartum	Many participant exclusions e.g. children <24 hours old, women <18, depression Covariates: Adjusted for between hospital differences
Breastfeeding Assessment Score (BAS)	(Zobbi et al., 2011)	Italy, hospital	N=380 women	Observational	Sensitivity and specificity of BAS	Reduced BAS (5 items) and adapted cut off for predicted breastfeeding cessation from 8 to 9 optimised BAS sensitivity: 77.9%, and specificity=56.9.	Excluded non-Italian mothers, twin births and those born <26 weeks. Covariates: Epidural, gluconate, dummy use, antenatal care

Assessment Tool	Author & date	Country & setting	Sample	Study design	Outcomes	Findings	Remarks
Checklist from breastfeeding and the use of pacifiers	(Righard & Alade, 1997)	Sweden, Hospital	N=82 exclusively breastfeeding mothers with intention to breastfeed ≥6 months. Infants had normal deliveries/ birth weights, 4-5 days postpartum	Observational	Breastfeeding rate & pacifier use (hours/day) at 2 weeks, 1, 2, 3 & 4 months of pacifier and non-pacifier users and children with correct/incorrect sucking technique	Pacifier users with correct sucking technique had higher levels of breastfeeding at 4 months than Incorrect sucking group. Pacifier users had significantly lower breastfeeding rates than non-users. No difference in breastfeeding amongst non-pacifier users with correct/ incorrect sucking technique	Incorrect sucking technique may not be improved if pacifiers are used
Essential Nutrition Actions	(Guyon et al., 2009)	Madagascar, Clinic and community	Baseline n=1200, Endline n=1760 children <2	Baseline/ Endline intervention survey	Infant and young child feeding indicators, feeding during illness, deworming, maternal diet and health	Exclusive breastfeeding <6 months increased from 32% to 68%	No control group, difficult to extract influence of breastfeeding assessment tool
Hands Off Technique	(Ingram et al., 2002)	UK, Hospital	N=395 mothers who were breastfeeding on discharge	Observational	Breastfeeding (any and exclusive) 2 & 6 weeks postpartum	High breastfeeding technique score was associated with breastfeeding at 6 weeks.	Short, pragmatic training for midwives to teach good breastfeeding technique Covariates: Use of dummy, partner support, milk production, nipple pain
Hands Off Technique	(Wallace et al., 2006)	UK, Hospital	N=245 midwives randomized to 'hands off' protocol or refresher standard care: n=370 women randomized to midwives postpartum	RCT	Duration of breastfeeding (exclusive and any breast milk) at 6 and 17 weeks postpartum.	No significant differences between groups on any or exclusive breastfeeding at 6 or 17 weeks, or in reported breastfeeding problems	Study was statistically underpowered to detect an effect; authors suggest: initial feeding advice may be best as hands on, with 'hands off' introduced later Covariates: Hospital, delivery type, maternal age, prior feeding experience, midwife grade
IMCI algorithm	(Mannan et al., 2008)	Bangladesh, Community	N=3495 neonates	Observational	Breastfeeding problems 1-7 days postpartum	Women only receiving a postnatal visit at 6-7 days were 7.66 times more likely to have breastfeeding difficulties than those receiving early and late postnatal visit (1-3 days and 6-7 days)	Coverage 63%-77%; home visits had structured assessment of breastfeed and corrective advice Covariates: Prim-parity, prematurity, low birth weight, pre-lacteals
'Indicators of effective breastfeeding and estimates of breast milk intake'	(Riordan et al., 2005)	USA, Hospital	N=82 mothers and their term infants	Observational	Significant predictors of human milk intake in children ≤96 hours and >96 hours (through test weighing)	Rooting and observable swallowing were significant predictors of milk intake at ≤96 hours; audible swallowing at >96 hours	Swallowing and rooting in first 3 days, audible swallowing >3 days should be included in breastfeeding assessments of term infants. Covariates: Maternal age, previous feeding experience, delivery type, infant sex, birth weight, gestational age

Assessment Tool	Author & date	Country & setting	Sample	Study design	Outcomes	Findings	Remarks
Infant Breastfeeding Assessment Tool (IBFAT)	(Matthews, 1988)	Canada, Hospital	N=60 early neonates with appropriate weight for gestational age	Observational	Breastfeeding status at 4 weeks; inter-rater reliability	IBFAT scores did not predict breastfeeding at 4 weeks. Inter-rater agreement=91%.	Authors: scores may not have predicted breastfeeding due to limited variability (80% were still breastfeeding).
Infant Breastfeeding Assessment Tool (IBFAT)	(Schlomer <i>et al.</i> , 1999)	USA, Hospital	N=30; First time breastfeeding mothers of term infants	Observational	Association between maternal satisfaction & breastfeeding problems from 12 hours to 1 week postpartum	Low predictive validity for maternal satisfaction & breastfeeding problems ($r=0.379$, $p=0.163$), but IBFAT scores were negatively related to breastfeeding problems ($r=-0.49$, $p=0.06$)	Very small sample size and low predictive validity of maternal satisfaction with breastfeeding
LATCH	(Riordan <i>et al.</i> , 2001)	USA, Hospital	N=133 mothers of healthy singletons (38-42 weeks gestational age). Mothers were intending to breastfeed.	Observational: post-partum and followed 6 weeks	Breastfeeding status	Mothers' breastfeeding at 6 weeks had higher LATCH scores than those who had weaned. Mothers scoring lower on comfort were less likely to be breastfeeding at 6 weeks postpartum.	Query that audible swallow is possible on day 4 of life Covariates: Mother's age, intended breastfeeding duration & delivery type
LATCH	(Kumar <i>et al.</i> , 2006)	USA, Hospital	N=182 (4 days) N=188 (6 weeks) mother-child pairs; healthy term infants	Observational: day 1 till 6 weeks after delivery	Breastfeeding status	Women breastfeeding at 6 weeks had significantly different LATCH scores at 0-48 hours than those not breastfeeding. ROC curve: scores of ≥ 9 at 16-24 hours linked to a 1.7 times greater chance of breastfeeding at 6 weeks. Nurse/mothers scores correlated with breastfeeding duration.	
LATCH	(Schlomer <i>et al.</i> , 1999)	USA, Hospital	N=30 first time breastfeeding mothers of term infants	Observational: 12 hours and 1 week post-partum	Association between maternal satisfaction and breastfeeding problems	Low predictive validity for maternal satisfaction & breastfeeding problems ($r=0.427$, $p=0.113$) but LATCH scores were negatively related to feeding problems ($r=-0.50$, $p=0.057$)	Small sample and poor predictive validity re breastfeeding satisfaction
LATCH	(Henderson <i>et al.</i> , 2001)	Australia, Hospital	N=160 first-time mothers	RCT: structured one-to-one positioning and attachment education versus usual postnatal care. at 6 weeks and 3 months and 6 months postpartum.	Breastfeeding status Nipple pain /trauma and satisfaction with breastfeeding	No difference in breastfeeding rate between groups. Experimental group had less nipple pain on days 2 and 3, but not sustained. Experimental group were less satisfied with breastfeeding using a single but not a multiple item measure	Mixes use of LATCH tool with hands off intervention technique Covariates: No socio-demographic differences between groups
LATCH	(Tornese <i>et al.</i> , 2012)	Italy, Hospital	N=299 mother-infant dyads	Observational: day 1 and at discharge from hospital	Non-exclusive breastfeeding at discharge from hospital	LATCH score in the first 24 hours predicted non-exclusive breastfeeding at discharge	Covariates: Caesarean, primiparity, infant phototherapy

Assessment Tool	Author & date	Country & setting	Sample	Study design	Outcomes	Findings	Remarks
Mother-infant breastfeeding assessment tool	(Johnson <i>et al.</i> , 1999)	USA, Community	N=981 infants	Observational	Readmission to hospital due to child ill health or feeding problem	Readmission rate higher if no home visit was made to assist with breastfeeding.	Does not test tool reliability or validity, no covariate adjustment
NOMAS	(Bingham <i>et al.</i> , 2012)	USA, Hospital	N=51, premature, tube-fed infants	Observational	Ability of NOMAS to predict readiness to move from tube to oral feeding	NOMAS was a poor predictor of feeding outcomes	Covariates: Gestational age at birth, birth weight, Apgar score, days of respiratory support
WHO/UNICEF B-R-E-A-S-T-Feed Observation Form	(De Oliveira <i>et al.</i> , 2006)	Brazil, Hospital	N=74 women randomized to 30 minute breastfeed assessment and technique advice session; N=137 standard care	RCT	Exclusive breastfeeding rate and lactation related problems in the first 30 days postpartum	Intervention and control groups had similar rates of EBF at 7 and 30 days postpartum; there were no differences in nipple problems or breast conditions, or quality of breastfeeding technique.	Authors adapted the b-r-e-a-s-t form. A single input may not be enough to resolve breastfeeding problems
WHO/UNICEF B-R-E-A-S-T-Feed Observation Form	(Goyal <i>et al.</i> , 2011)	Libya, Hospital	N=192 mother-child pairs	Observational	Grading of position, attachment and effective suckling	Associated with poor positioning; primiparous women. Poor attachment; primiparous women, cracked nipples, mastitis; preterm and low birth weight. Poor sucking; preterm, low birth weight & early neonatal period	Adapted the b-r-e-a-s-t form to include a grade (poor, average, good) and a score for breast feeding aspects
WHO: Breastfeeding counselling: a training course	(Kronborg & Vaeth, 2009)	Denmark, Home visits	N=570 mother-child pairs, 1 week postpartum. Randomised to health visitor intervention, with classification and correction of breastfeeding technique, or standard care	RCT	Duration of exclusive breastfeeding	Half of women had breastfeeding problems, most commonly: ineffective position and latch. Adjusted analysis: ineffective technique and pacifier use associated with early breastfeeding problems and reduced duration. A single correction not associated with duration or occurrence of problems.	As a single breastfeeding correction was not effective. Authors suggest ongoing support to correct problems may be necessary Covariates: Early feeding problems, education, previous breastfeeding experience, formula supplement within 5 days of birth
WHO/UNICEF B-R-E-A-S-T-Feed Observation Form	(Kronborg <i>et al.</i> , 2007)	Denmark, Home visits	N=780 mother-child pairs randomized to intervention (health visitors classified and corrected breastfeeding technique during 1-3 home visits), n=815 to standard care	Cluster RCT	Duration of exclusive breastfeeding and maternal satisfaction with breastfeeding during 6 months of follow-up	Intervention group had 14% lower breastfeeding cessation rate, received their first home visit earlier, had more home visits in total and more practical breastfeeding training within 5 weeks. Feeding frequency was higher, and fewer used pacifiers. Mothers reported more confidence in milk sufficiency	
WHO/UNICEF B-R-E-A-S-T-Feed Observation Form	(Leite <i>et al.</i> , 2005)	Brazil, Home visits	N=1003 infants <3000g n=503 intervention: 6 home visits 5-120 days postpartum, n=500 control	RCT	Feeding methods at 4 months	Exclusive breastfeeding was significantly higher in the experimental group than the control (24.7% vs. 19.4%) and showed a 39% increase in any breastfeeding	Difficult to unpick the effect of observing the breastfeed from other activities. Covariates: Socio-demographic and pregnancy variables

Assessment Tool	Author & date	Country & setting	Sample	Study design	Outcomes	Findings	Remarks
WHO/JUNICEF B-RE-A-S-T-Feed Observation Form	(Yalcin & Kuskonmaz, 2011)	Turkey, Hospital	N=82 mothers and children 2 months of age	Observational	Determinants of score on B-RE-A-S-T assessment	Female babies had better scores. Associated with worse scores: long bouts of crying, sibling history of colic, short duration of night sleeping, regurgitation.	
LATCH	(Lau et al., 2016)	Singapore	N= 907 mothers and children.	Observational within 72 hours postpartum	Evaluation of internal consistency, validity, sensitivity and specificity 5- and 4-item versions of LATCH. Data were filtered: preterm deliveries were excluded because of their different suckling patterns. Only 4 or 5 outcomes. The sample were infant with body weight 3.14-0.39 Kg.	The 4-item versions can be considered as routine assessment tool to assist. The sensitivity of the tools to correctly identify postnatal woman at risk of non- exclusive breastfeeding is satisfactory (cut off point 3.5 and 5.5) the specificity is poor. Acceptable internal consistency .	
LATCH	(Kucukoglu & Celebioglu, 2014)	Turkey	N=85 low birth weight (< 2500g) infants and mothers		Effect of an education intervention half an hour per day during the first 5 days of hospitalization.		low internal consistency
Preterm Oral Feeding Readiness Assessment Scale (POFRAS)	(Fujinaga et al., 2013)	Brazil, Hospital	N= 60 preterm infants	Observational	Accuracy, sensitivity and specificity of POFRAS cut-off was demonstrated.		
NeoEAT- Breastfeeding	(Pados et al., 2018)	USA	N=402 parents of 7 months old baby	web-based surveys	parents recruited were asked to use the tool to report child BF problems.		good evidence of reliability and content validity scoring 5,1 consistent with recommendation for health-related materials
Bristol Breastfeeding Assessment Tool (BBAT)	(Dolgun et al., 2018)	Turkey, hospital	N=127 mothers of 0-6 months old baby	Observational: 2 pediatric nurses	Tool was translated. Clarity and fluency language were analysed. Current validity with LATCH tool was explored.		The tool could validly measure the intended construct.
Early Feeding skills Assessment Tools (EFSAT)	(Thoyre et al., 2018)	USA, hospital	N=8 cases of 2 months old baby - 142 feeding observed	Observational	Current validity with Infant-Driven Feeding Scale Quality (IDFS-Q) tool, infant birth risk expressed in gestational age (GA) and infant maturity expressed in post menstrual age (PMA)		Correlation with IDFS-q tool. Later gestational age associated with higher EFS score. Advanced PMA was associated with higher feed engagement subscale score.

6 were randomised or cluster randomised controlled trials, two reported time trends; and 1 reported intervention baseline and endline data without a control group.

The BAS tool had four validation studies, all of which show positive results for the tool, in terms of ability to identify those at risk of breastfeeding cessation, and moderate sensitivity and specificity (Gianni *et al.*, 2006; Hall *et al.*, 2002; Mercer *et al.*, 2010; Zobbi *et al.*, 2011). The evidence to support the use of the Essential Nutrition Actions Framework tool is weak in terms of validation (i.e. no control group; not clear if the tool was routinely used) (Guyon *et al.*, 2009). IBFAT also had a low inter-rater reliability. Furthermore, most studies were low quality (e.g. small sample size and observational designs) and were also conducted exclusively in high income settings (Furman & Minich, 2006; Matthews, 1988; Matthews, 1991b; Riordan & Koehn, 1997; Schlomer *et al.*, 1999).

Nine tools were tested for test-retest and inter-rater reliability in eight studies - one study compared three tools. Two tools performed well: the Integrated Management of Childhood Illness (IMCI) showed good sensitivity and high specificity in highlighting breastfeeding problems judged against clinician assessments (Darmstadt *et al.*, 2009); the Mother Infant Breastfeeding Progress Tool (MIBPT) showed high inter-rater agreement (Johnson *et al.*, 2007). There were mixed findings for the remaining tools. Details of these studies are in Table 4.

Ability of tools to correct breastfeeding technique or improve breastfeeding experience

Few studies tested the use of tools to correct breastfeeding technique or to improve breastfeeding experience. These are shown in Table 5.

Discussion

Our review identified a number of breastfeeding assessment tools which could be used in the management of our target group of at-risk and malnourished infants aged under 6 months. Though none of the tools were developed for or tested on this group directly, characterising them and understanding the underlying evidence-base allows for better informed decisions about which might be the most helpful for future programme use.

Regarding the coverage of breastfeeding domains, only one tool (BEET) achieves full coverage of all the key assessment domains, but there were no validation study at our knowledge. The tools that achieve the widest coverage (IFE Module 2, BEET, and WHO/UNICEF B-R-E-A-S-T-Feed Observation Form and UNICEF/WHO Breastfeed Observation Aid) are generally those which have been developed with resource-poor low and middle income countries in mind. Although these tools are based on extensive clinical and field experience, they suffer from lack of validation research and miss some important domains (e.g. WHO/UNICEF B-R-E-A-S-T-Feed Observation Form misses health of the baby, IFE Module 2 misses positioning). These shortfalls could be addressed with minor modifications in the short term and with appropriately designed studies soon after to help determine which domains are the most important and relevant to patient care. Only 11 tools assess mothers'

own behaviour towards the baby: this is telling about her psychosocial status and can inform management. It is important to consider and account for such gaps since an infant may be effectively breastfed but at risk and malnourished for another reason, e.g. related to child health status or maternal factors. The mother-infant dyad is at the heart of approaches to treat malnutrition, but wider family and community relationship are also important but cannot be treated extensively in this review (ENN/LSHTM, 2021b).

A challenge validating breastfeeding assessment tools is the lack of a 'gold standard' treatment option for at-risk and malnourished infants less than 6 months. This makes validation studies a challenge methodologically since it is difficult to separate out the performance of an assessment tool from the effectiveness of the subsequent management strategy in averting adverse nutrition/morbidity outcomes. It is likely that different tools and different levels of management will be appropriate to different settings, e.g.

- **In primary healthcare / community settings:** simple and rapid breastfeeding assessment tools, associated with easy-to-deliver interventions and to prompt referral for more specialised support. For use by community healthcare workers who may have limited training and experience.
- **In secondary healthcare / outpatient clinic settings:** more detailed tools could be appropriate but would need more training and staff with more background skills, expertise and time to deliver.
- **In tertiary-level inpatient settings:** more complex assessments would be appropriate to identify more complex problems. These could be delivered by more highly trained healthcare staff such as nurses and doctors.

No single tool meets all these needs. Which tool is more appropriate to a given setting and individual mother-infant situation is itself an important question that warrants further testing and exploration.

For immediate use, whilst refining current tools and developing new future ones, the WHO/UNICEF B-R-E-A-S-T-Feed Observation Form, the aids in Module 2 on IFE and UNICEF/WHO Breastfeed Observation Aid, offer the most promise for programmes targeting at-risk and malnourished infants aged under 6 months.

In future research testing current and new tools, there is a need to agree on the most appropriate outcomes for validation studies targeting at-risk and malnourished infants under 6 months. The fact that so many tools exist, and that they cover such a wide range of feeding outcomes and domains arguably reflects uncertainty and lack of consensus about how best to assess the effectiveness of breastfeeding. For example, must there always be sufficient infant weight gain associated with other measures of effective feeding? Most current evidence comes from high-income countries and hospital

Table 4. Studies assessing breastfeeding assessment tool reliability.

Assessment Tool	Author(s) & date	Country & setting	Sample	Study design	Outcomes	Findings	Remarks
IMCI algorithm	(Darmstadt <i>et al.</i> , 2009)	Bangladesh, community	N=395 neonates aged 0-8 days	Observational	Validity of community health worker identified symptoms and signs of illness/feeding problems (against clinician 'gold standard' opinion)	Health worker classifications had 73% sensitivity, 98% specificity, 57% positive and 99% negative predictive value. Identified feeding problems: 'not sucking at all', 'not attached at all', 'not well attached' were all confirmed by physician questioning of mother	There is no gold standard for breastfeeding assessment and no evidence that physician questioning is superior to IMCI
Infant Breastfeeding Assessment Tool (IBFAT)	(Riordan & Koehn, 1997)	USA, hospital and community	N=11 breastfeeding women and their newborns children	Observational	Inter-rater (n=3) and test-retest reliability of 3 breastfeeding assessment tools from n=12 randomly selected videoed feeds	Spearman rank order coefficients of inter-rater correlations ranged from .27 to .69 for IBFAT. Test-retest correlation=0.88.	Small number of observations are unlikely to be representative
LATCH	(Adams & Hewell, 1997)	USA, hospital	n=35 first time breastfeeding mothers	Observational	Inter-rater reliability of lactation consultant scores and mothers' LATCH scores	85-100% lactation consultant agreement. Correlation with maternal reports=very low-moderate	Mothers may focus on somatic experience
LATCH	(Riordan & Koehn, 1997)	USA, hospital and community	N=11 breastfeeding women and their newborns children	Observational	Inter-rater (n=3) and test-retest reliability of 3 breastfeeding assessment tools from n=12 randomly selected videoed feeds	Spearman rank order coefficients of inter-rater correlations ranged from .11 to .46. The reported test-retest correlation was .88.	Small number of observations unlikely to be representative
Mother-Baby Assessment (MBA)	(Riordan & Koehn, 1997)	USA, hospital and community	N=11 breastfeeding women and their newborns	Observational	Inter-rater (n=3) and test-retest reliability of 3 breastfeeding assessment tools from n=12 randomly selected videoed feeds	Spearman rank order coefficients of inter-rater correlations ranged from r=0.33 to 0.66; test-retest correlation r=0.88.	Small number of observations unlikely to be representative

Assessment Tool	Author(s) & date	Country & setting	Sample	Study design	Outcomes	Findings	Remarks
Mother-infant breastfeeding progress tool (MIBPT)	(Johnson <i>et al.</i> , 2007)	USA, Hospital	N=62 healthy mother-baby pairs; 35-42 weeks gestational age. Infants 2 hours-5 days old	Observational	Inter-rater agreement of tool scores	Inter-rater agreement: 79-95%.	No maternal or child outcome included
NOMAS	(Palmer <i>et al.</i> , 1993)	USA, Hospital	N=35 infants, 35-49 weeks post menstrual age, ≥1900g	Observational	Percentage agreement of 3 coders	Inter-rater reliability: 80% agreement.	
NOMAS	(Da Costa <i>et al.</i> , 2008)	Holland, setting not stated	N=75 healthy & very low birth weight infants; 26-36 post menstrual age	Observational	Inter-rater agreement	Test-retest of NOMAS with 4 raters = moderate to near perfect (r=0.33-0.94)	Tool could incorporate new knowledge of infant suck/swallow
NOMAS	(Howe <i>et al.</i> , 2007)	USA, medical centre	N=147 preterm, but healthy infants, 32-26 weeks post menstrual age	Observational	Infant feeding performance: transitional rate & volume of milk consumed from bottle.	Acceptable reliability of normal & disorganized categories. All categories moderately correlated with transitional milk rate.	
PIBBS	(Nyqvist <i>et al.</i> , 1999)	Sweden, hospital	N=24 full/preterm infants in neonatal intensive care, transitional/maternity units.	Observational	Inter-rater reliability of observers, & observers/mothers.	Good inter-rater reliability for observers (r=0.64-1.00), but poor for observers and mothers (r=0.27-0.86). Poor items revised.	Unclear analysis testing tool detection of gestational age/maturity of breastfeeding
Infant Breastfeeding Assessment Tool (IBAT) and LATCH and modified Via Christi (mVC) and Riordan's tool (RT)	(Chapman <i>et al.</i> , 2016)	USA	N=45 participants overweight and obese women, multiparas, Latinas	Observational	Inter-rater reliability of 4 lactation assessment tools applied to overweight and obese women. Swallowing evaluation was unreliable especially during the first week of life.	Inter-rater reliability was evaluated with 3 methods analysis of variance (ANOVAs) - average measures intraclass correlation coefficients (ICCs) - percentage absolute agreement between raters.	

Assessment Tool	Author(s) & date	Country & setting	Sample	Study design	Outcomes	Findings	Remarks
Bristol Breastfeeding Assessment Tool (BBAT)	(Ingram <i>et al.</i> , 2015)	UK	N=34 dyads under 2 weeks old infants	observation and qualitative	inter-rater reliability with Cronbach's alpha	high correlation in consistency	
Bristol Breastfeeding Assessment Tool (BBAT)	(Dolgun <i>et al.</i> , 2018)	Turky, Hospital	N=127 mothers of 0-6months old baby	observational of 2 paediatric nurses	inter-rater agreement with Kappa analysis. Consistency over time analysis and item analysis.	Strongly significant agreement between the two raters in terms of "positioning", "lacting" and "sucking" domains and significant agreement in terms of "swallowing" domain	
Early Feeding Skills Assessment Tools (EFSAT)	(Thoyre <i>et al.</i> , 2018)	USA, Hospital	N=8 cases of 2 months old baby	Observational	Inter-rater reliability with Cronbach's alpha	Cronbach's alpha was 0.81 indicating acceptable internal consistency on EFS total scale.	

Table 5. Studies assessing the ability of breastfeeding assessment tools to improve breastfeeding technique or experience.

Assessment Tool	Author(s) & date	Country & setting	Sample	Study design	Outcomes	Co-variables	Findings	Remarks
IMNCI guidance	(Thakre <i>et al.</i> , 2012)	India, Hospital	N=104 babies	Observational	Breastfeeding position and attachment	Not clear	Significant improvements to breastfeeding positioning and attachment observed after IMNCI assessment and guidance	
IMNCI guidance	(Dongre <i>et al.</i> , 2010)	India, Community	N=99 mothers and children <6 months	Observational	Child feeding problems	None	Significantly more women had an observable positioning and/or attachment difficulty than other feeding problems	
Infant Breastfeeding Assessment Tool (IBFAT)	(Matthews, 1991a)	Canada, hospital	N=56 healthy breastfeeding mothers and their newborns	Observational	Maternal satisfaction with breastfeeding	Considered multi and primiparous separately	Higher 'effective feeding' scores linked to greater maternal satisfaction. Primiparous rated infants lower and were more dissatisfied than multiparous mothers.	Nurses observed 77/812 feeds to assess reliability: <10% cases were significantly different
Infant Breastfeeding Assessment Tool (IBFAT)	(Furman & Minichm, 2006)	USA, hospital	N=34 mothers of very low birth weight infants; 35 weeks gestational age	Observational	Milk-intake (test-weighting)	None	IBFAT scores positively correlated with feeding observations and milk intake; sucking score correlated with percentage time suckling	IBFAT does not discriminate adequate and inadequate milk intake.

settings. For use in tackling the significant global burden of malnutrition in infants aged less than 6 months, this is a problem. More tools for low income countries and for community settings are urgently needed (Moran *et al.*, 2000; Mulder, 2006; Riordan, 1998; Riordan & Koehn, 1997).

Another key finding of our review was the variable - and overall low - quality of evidence underpinning existing breastfeeding assessment tools. Often the evidence-base for a particular tool is unclear, particularly their effectiveness in identifying specific breastfeeding problems and facilitating a resolution. Prospective and ideally randomised studies testing tools' ability to do this are important in the future (Da Costa *et al.*, 2008). Simple checklists have been shown to be powerful if used consistently in clinical settings (Haynes *et al.*, 2009; Pronovost *et al.*, 2006). There is therefore an argument to develop checklist-based tools that can be incorporated into routine breastfeeding assessment, to maximize the chances of resolving breastfeeding problems. These should also be able to discriminate between different types of breastfeeding problems and lead clearly to specific interventions.

We found that tools varied in their level of complexity, and their scoring systems. This may make individual tools relevant only for specific contexts. For example, three tools involve two stages: IFE Module 2 includes a simple rapid assessment, followed by a full assessment (ENN *et al.*, 2007); the BFHI guidelines may include initial use of the breastfeeding assessment form, leading on to the UNICEF/WHO breastfeed observation aid if necessary (UNICEF, 2010; WHO/UNICEF, 2009a); the IMCI algorithm includes both a brief history taking and observations of the breastfeed (Mannan *et al.*, 2008). This is potentially a good thing. Rather than one tool trying to do everything, different tools for different levels of assessment could be helpful: e.g. a quick, basic tool for use in the community to identify and correct 'simple problems and identify referral need, complemented by a more detailed tool if problems are suspected or identified; another more detailed one for clinic/hospital use assessing more serious and complex problems flagged by the first tools. Tool developers need to consider what the key contact points with infants are, and the associated opportunities and capacities with these contact points. Coupled with this must be the capacity to respond to any problems identified. To address breastfeeding in high mortality/morbidity settings, tools need to consider not just physiological issues and techniques around breastfeeding, but also the wider social and psychological factors, which may be contributing to or perpetuating a problem (Galipeau *et al.*, 2017).

Which tools for resource-poor, high-undernutrition settings

From this review, Baby Friendly Hospital tools, the Module 2 IFE and WHO/UNICEF B-R-E-A-S-T-Feed Observation Form, have emerged as potentially useful for use in humanitarian settings with at-risk and malnourished infants under 6 months. They require a short training and they are easy-to-use. Baby Friendly Hospital tools and the Module 2 IFE could benefit from adaptation by adding the missing components that we would be considered useful for humanitarian contexts.

While BFHI has become a 'gold standard' for maternity care in hospital setting, the effectiveness of the training course has been assessed but the evaluation of the breastfeeding assessment form requires more studies. Equally, these tools could be combined (e.g. by adding questions from one tool to another) in a way that might improve the quality of breastfeeding assessment, and that would take into account the specific needs and limitations of contexts with a high burden of undernutrition. It will be important to ascertain the feasibility of community health workers using these tools.

Based on coverage of domains, appropriateness to target population and setting, and underlying evidence, WHO/UNICEF B-R-E-A-S-T-Feed Observation Form appears to be the most suitable for assessing at risk and malnourished infants aged under 6 months. In two Danish RCTs, health visitors were trained to conduct home visits incorporating breastfeeding assessment and classification of technique problems (Kronborg & Vaeth, 2009; Kronborg *et al.*, 2007). One study found a 14% lower breastfeeding cessation rate amongst intervention participants, and greater confidence of mothers that their breast milk was sufficient. However, the other found no difference in exclusive breastfeeding rate or a reduction in breastfeeding problems - this may be due to a single corrective intervention being insufficient to resolve breastfeeding problems. The authors argued for on-going breastfeeding support to ensure breastfeeding problems are truly resolved. This idea is corroborated by a third Brazilian hospital-based RCT with a low socioeconomic population, which found no impact of a single breastfeeding assessment and correction on exclusive breastfeeding rates, breastfeeding technique or breastfeeding problems 30 days post-partum (De Oliveira *et al.*, 2006). A further RCT in Brazil also used the WHO/UNICEF B-R-E-A-S-T-Feed Observation Form but included a greater number of home visits (n=6). This observed a 39% increase in any breastfeeding, and a significant increase in exclusive breastfeeding. One limitation of this study is that it is difficult to unpick the effect of the breastfeeding observation and corrective advice from the other interventions during the home visit (Leite *et al.*, 2005). This underlines the importance of not just having a good tool, but using it to maximum effect i.e. not just conducting a single assessment and correction, but providing on-going support through community outreach (Imdad *et al.*, 2011). What is most encouraging about the WHO/UNICEF B-R-E-A-S-T-Feed Observation Form is its apparent usability in routine clinical settings, with relatively short training if conducted for the use of the test only. As the tool is part of a broader training on breastfeeding counselling, it is recommended to explore the whole manual, but it is also possible to adapt to the situation's needs. It would still be valuable to do further validation of this tool and possibly extend the tool components to include aspects of the baby's health, as identified in the section on coverage of breastfeeding domains.

Ways forward

As well as standard validation studies, new tools or those initially developed in/adapted from resource-rich settings should be assessed for cultural relevance and sensitivity before they are considered for use in resource-poor developing

country/humanitarian settings. This formative work should ideally precede detailed validation or intervention studies. Validity is likely to vary according to target patient group and studies should therefore be sufficiently powered to explore subgroups. Tools that are designed to assess breastfeeding in healthy, well-nourished infants are not necessarily as good or adequate for assessing sick or undernourished ones. As none of those tools presented above were developed and tested in malnourished children and since these infants are at particularly high risk of morbidity and mortality, specific tools should consider the needs of infants aged less than 6 months with malnutrition – the group who inspired this review in the first place. Since there are many factors potentially underlying or contributing to malnutrition, we believe that tools for this group should be part of a wider assessment of the mother-infant dyad and take an appropriately broad perspective by considering other factors known to impact on infant nutrition e.g. maternal mental health, maternal illness, and maternal malnutrition.

Limitations

We acknowledge the limitation of our review. Firstly, it was restricted to articles written in English; there may be useful breastfeeding assessment tools published in other languages that were not captured.

Secondly, it is possible that we missed some studies, e.g. those using a broader approach to improving infant feeding may not have explicitly mentioned breastfeeding assessment tools as part of their intervention protocol; those which were using a tool in a programme but were not in the title or abstract clearly evaluating/testing the tool itself; those that may have had relevant content (e.g. maternal psychosocial status) but did not meet the inclusion criteria of one clinically relevant maternal or child outcome.

Third, we did not explicitly grade the quality of individual studies – this was felt not to add significant extra value to our review since observational studies, which comprised great majority of papers identified, are by definition low quality compared to intervention/RCT type designs. Quality grading would not have helped differentiate between more/less valuable tools, since the quality of evidence underpinning them all was generally low.

Finally, we found few tools explicitly targeted to our setting and main patient group of interest. This is not ideal since it means applicability had to be extrapolated based on our judgement rather than on hard data.

Despite these limitations, we do not believe that the overall direction or message arising from our findings are affected.

Conclusion

In this review of breastfeeding assessment tools for resource poor settings and targeting the assessment of malnourished infants less than 6 months, we have identified many possible but few stand-out ‘gold standard’ options. This represents an important evidence gap and highlights an urgent need for future research. The many different tools that we did find arguably

show that one tool alone is unlikely to be suitable or even desirable. Tools must strike the right balance between simplicity, feasibility of use and minimal training requirements without losing the depth of information required to help healthcare workers and the women they are working with address breastfeeding difficulties. Thus, different tools for different levels of the health care system are needed: simple, quick-to-use tools for initial triage and problem identification in the community; more sophisticated tools for use in secondary and tertiary care settings where initial attempts at support have failed. Supplementary items such as pictures of good latch, and materials to help mothers and health workers understand the nature of breastfeeding problems (e.g. ‘take action cards’ (Dongre *et al.*, 2010)), may be helpful. For any tool at any level, it is important that it leads to clear corrective actions. A “diagnosis” or “problem label” by itself is not always useful. Hence, future tools might give appropriate weight to problems, which can most readily be solved, or those which have the biggest short and long term impact. Research on breastfeeding assessment tools needs to consider such impacts – again, good test inter- and intra-observer validity is necessary but not alone sufficient to make a ‘good’ tool. It must help improve key outcomes like breastfeeding status and infant growth. Robustly designed studies in the contexts in which they will be used are essential.

Finally, we note that time will be needed to develop and test better future breastfeeding assessment tools. Yet support for women and their infants is urgently needed now. Not having an ideal tool is not a reason to defer breastfeeding assessment of at risk and malnourished infants under 6 months. There are great opportunities at present to collect and report good quality operational data using tools that are currently available. Expanding the current literature on breastfeeding assessment will be of great benefit to future tool developers. More importantly, focus on this area will also raise the profile of and directly benefit breastfeeding as a key child nutrition, health and survival intervention.

Data availability

Underlying data

All data underlying the results are available as part of the article and no additional source data are required.

Extended data

LSHTM Data Compass: Breastfeeding assessment tools for at-risk and malnourished infants aged under 6 months old: a systematic review, <https://doi.org/10.17037/DATA.00001881> (Kerac *et al.*, 2020).

This project contains the following extended data:

- Tools excluded from the second stage of the literature search
- Full search strategy

Reporting guidelines

LSHTM Data Compass: PRISMA checklist for ‘Breastfeeding assessment tools for at-risk and malnourished infants aged

under 6 months old: a systematic review', <https://doi.org/10.17037/DATA.00001881> (Kerac *et al.*, 2020).

Data are available under the terms of the [Creative Commons Attribution-NonCommercial 2.0 UK license](#) (CC BY-NC 2.0 UK).

Acknowledgements

We are thankful to Professor Andrew Seal, UCL Institute for Global Health for his support and we are also thankful to Anne-Dominique Israel, Senior Nutrition and Health advisor at Action contre la Faim for supporting the initiative.

References

- Adams D, Hewell S: **Maternal and professional assessment of breastfeeding.** *J Hum Lact.* 1997; **13**(4): 279–283.
[PubMed Abstract](#) | [Publisher Full Text](#)
- Amir LH, Ingram J: **Health professionals' advice for breastfeeding problems: not good enough!** *Int Breastfeed J.* 2008; **3**: 22.
[PubMed Abstract](#) | [Publisher Full Text](#) | [Free Full Text](#)
- Beake S, Pellowe C, Dykes F, *et al.*: **A systematic review of structured compared with non-structured breastfeeding programmes to support the initiation and duration of exclusive and any breastfeeding in acute and primary health care settings.** *Matern Child Nutr.* 2012; **8**(2): 141–161.
[PubMed Abstract](#) | [Publisher Full Text](#) | [Free Full Text](#)
- Bingham PM, Ashikaga T, Abbasi S: **Relationship of Neonatal Oral Motor Assessment Scale to Feeding Performance of Premature Infants.** *J Neonatal Nurs.* 2012; **18**(1): 30–36.
[PubMed Abstract](#) | [Publisher Full Text](#) | [Free Full Text](#)
- Black RE, Victora CG, Walker SP, *et al.*: **Maternal and child undernutrition and overweight in low-income and middle-income countries.** *Lancet.* 2013; **382**(9890): 427–451.
[PubMed Abstract](#) | [Publisher Full Text](#)
- Cadwell K: **Latching-on and suckling of the healthy term neonate: breastfeeding assessment.** *J Midwifery Womens Health.* 2007; **52**(6): 638–642.
[PubMed Abstract](#) | [Publisher Full Text](#)
- Cadwell K, Turner-Maffei C, Blair A, *et al.*: **Pain reduction and treatment of sore nipples in nursing mothers.** *J Perinat Educ.* 2004; **13**(1): 29–35.
[PubMed Abstract](#) | [Free Full Text](#)
- CARE: **Preparation of a Trainer's Course: Mother to Mother Support Group Methodology and Breastfeeding and Complementary Feeding Basics.** United States Agency for International Development (USAID) / The Infant & Young Child Nutrition (IYCN) Project. 2004.
[Reference Source](#)
- Chapman DJ, Doughty K, Mullin EM, *et al.*: **Reliability of Lactation Assessment Tools Applied to Overweight and Obese Women.** *J Hum Lact.* 2016; **32**(2): 269–276.
[PubMed Abstract](#) | [Publisher Full Text](#)
- Da Costa SP, Van den Engel-Hoek L, Bos AF: **Sucking and swallowing in infants and diagnostic tools.** *J Perinatol.* 2008; **28**(4): 247–257.
[PubMed Abstract](#) | [Publisher Full Text](#)
- Darmstadt GL, Baqui AH, Choi Y, *et al.*: **Validation of community health workers' assessment of neonatal illness in rural Bangladesh.** *Bull World Health Organ.* 2009; **87**(1): 12–19.
[PubMed Abstract](#) | [Publisher Full Text](#) | [Free Full Text](#)
- De Oliveira LD, Giugliani ER, Do Espirito Santo LC, *et al.*: **Effect of intervention to improve breastfeeding technique on the frequency of exclusive breastfeeding and lactation-related problems.** *J Hum Lact.* 2006; **22**(3): 315–321.
[PubMed Abstract](#) | [Publisher Full Text](#)
- Dolgun G, Inal S, Erdim L, *et al.*: **Reliability and validity of the Bristol Breastfeeding Assessment Tool in the Turkish population.** *Midwifery.* 2018; **57**: 47–53.
[PubMed Abstract](#) | [Publisher Full Text](#)
- Dongre AR, Deshmukh PR, Rawool AP, *et al.*: **Where and how breastfeeding promotion initiatives should focus its attention? A study from rural wardha.** *Indian J Community Med.* 2010; **35**(2): 226–229.
[PubMed Abstract](#) | [Publisher Full Text](#) | [Free Full Text](#)
- ENN, IBFAN-GIFA, Fondation Terre des hommes: **Infant Feeding in Emergencies (IFE) Module 2, Version 1.1 (2007).** 2007.
[Reference Source](#)
- ENN/LSHTM: **Management of small & nutritionally At-risk Infants under six months & their Mothers. Our Work, What is MAMI? Evidence, Practice and Policies.** Emergency Nutrition Network, London School of Hygiene and Tropical Medicine. 2021.
[Reference Source](#)
- ENN/LSHTM: **Management of small & nutritionally At-risk Infants under six months & their Mothers. Our Work, What is MAMI? Evidence, Practice and Policies.** Emergency Nutrition Network, London School of Hygiene and Tropical Medicine. 2021b.
[Reference Source](#)
- ENN/UCL/ACF: **Management of Acute Malnutrition in Infants (MAMI) project. Chapter 4: Review of MAMI guidelines.** *Emergency Nutrition Network, UCL Centre for International Health & Development, Action Contre la Faim.* 2010a.
[Reference Source](#)
- ENN/UCL/ACF: **Management of Acute Malnutrition in Infants (MAMI) project. Technical review. Current evidence, policies, practices & programme outcomes.** Emergency Nutrition Network, UCL Centre for International Health & Development, Action Contre la Faim. 2010b.
[Reference Source](#)
- Fantom, N, Serajuddin, U: **The World Bank's Classification of Countries by Income.** *Policy Research Working Paper; No. 7528.* World Bank, Washington, DC. © World Bank. 2016. License: CC BY 3.0 IGO, 2016.
[Reference Source](#)
- Fujinaga CI, de Moraes SA, Zamberlan-Amorim NE, *et al.*: **Clinical validation of the Preterm Oral Feeding Readiness Assessment Scale.** Erratum appears in *Rev Lat Am Enfermagem.* 2014 Oct; **22**(5): 883; PMID: 25493686]. *Rev Lat Am Enfermagem.* 2013; **21** Spec No: 140–5.
[PubMed Abstract](#) | [Publisher Full Text](#)
- Furman L, Minich NM: **Evaluation of breastfeeding of very low birth weight infants: can we use the infant breastfeeding assessment tool?** *J Hum Lact.* 2006; **22**(2): 175–181.
[PubMed Abstract](#) | [Publisher Full Text](#)
- Gagliardi L, Petrozzi A, Rusconi F: **Symptoms of maternal depression immediately after delivery predict unsuccessful breast feeding.** *Arch Dis Child.* 2012; **97**(4): 355–357.
[PubMed Abstract](#) | [Publisher Full Text](#)
- Galipeau R, Dumas L, Lepage M: **Perception of Not Having Enough Milk and Actual Milk Production of First-Time Breastfeeding Mothers: Is There a Difference?** *Breastfeed Med.* 2017; **12**: 210–217.
[PubMed Abstract](#) | [Publisher Full Text](#)
- Geddes J: **Breastfeeding: how to increase prevalence.** *Nurs Times.* 2012; **108**(32–33): 12–14.
[PubMed Abstract](#)
- Gianni ML, Vegni C, Ferraris G, *et al.*: **Usefulness of an assessment score to predict early stopping of exclusive breast-feeding.** *J Pediatr Gastroenterol Nutr.* 2006; **42**(3): 329–330.
[PubMed Abstract](#) | [Publisher Full Text](#)
- Goh LH, How CH, Ng KH: **Failure to thrive in babies and toddlers.** *Singapore Med J.* 2016; **57**(6): 287–291.
[PubMed Abstract](#) | [Publisher Full Text](#) | [Free Full Text](#)
- Goyal RC, Banginwar AS, Ziyu F, *et al.*: **Breastfeeding practices: Positioning, attachment (latch-on) and effective suckling - A hospital-based study in Libya.** *J Family Community Med.* 2011; **18**(2): 74–79.
[PubMed Abstract](#) | [Publisher Full Text](#) | [Free Full Text](#)
- Gribble KD, McGrath M, MacLaine A, *et al.*: **Supporting breastfeeding in emergencies: protecting women's reproductive rights and maternal and infant health.** *Disasters.* 2011; **35**(4): 720–738.
[PubMed Abstract](#) | [Publisher Full Text](#)
- Guyon AB, Qinn VJ: **Booklet on Key Essential Nutrition Actions Messages.** C. Group (Ed.) 2011. [Accessed on 19 September 2019].
[Reference Source](#)
- Guyon AB, Quinn VJ, Hainsworth M, *et al.*: **Implementing an integrated nutrition package at large scale in Madagascar: the Essential Nutrition Actions framework.** *Food Nutr Bull.* 2009; **30**(3): 233–244.
[PubMed Abstract](#) | [Publisher Full Text](#)
- Hall RT, Mercer AM, Teasley SL, *et al.*: **A breast-feeding assessment score to evaluate the risk for cessation of breast-feeding by 7 to 10 days of age.** *J Pediatr.* 2002; **141**(5): 659–664.
[PubMed Abstract](#) | [Publisher Full Text](#)
- Haynes AB, Weiser TG, Berry WR, *et al.*: **A surgical safety checklist to reduce morbidity and mortality in a global population.** *N Engl J Med.* 2009; **360**(5): 491–499.
[PubMed Abstract](#) | [Publisher Full Text](#)

- Henderson A, Stamp G, Pincombe J: **Postpartum positioning and attachment education for increasing breastfeeding: a randomized trial.** *Birth.* 2001; **28**(4): 236–242.
[PubMed Abstract](#) | [Publisher Full Text](#)
- Howe TH, Lin KC, Fu CP, et al.: **A review of psychometric properties of feeding assessment tools used in neonates.** *J Obstet Gynecol Neonatal Nurs.* 2008; **37**(3): 338–349.
[PubMed Abstract](#) | [Publisher Full Text](#)
- Howe TH, Sheu CF, Hsieh YW, et al.: **Psychometric characteristics of the neonatal oral-motor assessment scale in healthy preterm infants.** *Dev Med Child Neurol.* 2007; **49**(12): 915–919.
[PubMed Abstract](#) | [Publisher Full Text](#)
- Imdad A, Yakoob MY, Bhutta ZA: **Effect of breastfeeding promotion interventions on breastfeeding rates, with special focus on developing countries.** *BMC Public Health.* 2011; **11 Suppl 3**(Suppl 3): S24.
[PubMed Abstract](#) | [Publisher Full Text](#) | [Free Full Text](#)
- Ingram J, Johnson D, Condon L: **The effects of Baby Friendly Initiative training on breastfeeding rates and the breastfeeding attitudes, knowledge and self-efficacy of community health-care staff.** *Prim Health Care Res Dev.* 2011; **12**(3): 266–275.
[PubMed Abstract](#) | [Publisher Full Text](#)
- Ingram J, Johnson D, Copeland M, et al.: **The development of a new breast feeding assessment tool and the relationship with breast feeding self-efficacy.** *Midwifery.* 2015; **31**(1): 132–137.
[PubMed Abstract](#) | [Publisher Full Text](#) | [Free Full Text](#)
- Ingram J, Johnson D, Greenwood R: **Breastfeeding in Bristol: teaching good positioning, and support from fathers and families.** *Midwifery.* 2002; **18**(2): 87–101.
[PubMed Abstract](#) | [Publisher Full Text](#)
- Jensen D, Wallace S, Kelsay P: **LATCH: a breastfeeding charting system and documentation tool.** *J Obstet Gynecol Neonatal Nurs.* 1994a; **23**(1): 27–32.
[PubMed Abstract](#) | [Publisher Full Text](#)
- Jensen D, Wallace S, Kelsay P: **A new breastfeeding assessment tool.** *J Hum Lact.* 1994b; **10**(1): 9–10.
[PubMed Abstract](#) | [Publisher Full Text](#)
- Johnson TS, Brennan RA, Flynn-Tymkow CD: **A home visit program for breastfeeding education and support.** *J Obstet Gynecol Neonatal Nurs.* 1999; **28**(5): 480–485.
[PubMed Abstract](#) | [Publisher Full Text](#)
- Johnson TS, Mulder PJ, Strube K: **Mother-Infant Breastfeeding Progress Tool: a guide for education and support of the breastfeeding dyad.** *J Obstet Gynecol Neonatal Nurs.* 2007; **36**(4): 319–327.
[PubMed Abstract](#) | [Publisher Full Text](#)
- Kerac M, Blencowe H, Grijalva-Eternod C, et al.: **Prevalence of wasting among under 6-month-old infants in developing countries and implications of new case definitions using WHO growth standards: a secondary data analysis.** *Arch Dis Child.* 2011; **96**(11): 1008–1013.
[PubMed Abstract](#) | [Publisher Full Text](#) | [Free Full Text](#)
- Kerac M, Brugaletta C, Le Roch K: **Breastfeeding assessment tools for at-risk and malnourished infants aged under 6 months old: a systematic review.** [Data Collection]. London School of Hygiene & Tropical Medicine, London, United Kingdom. 2020.
<http://www.doi.org/10.17037/DATA.00001881>
- Kronborg H, Vaeth M: **How are effective breastfeeding technique and pacifier use related to breastfeeding problems and breastfeeding duration?** *Birth.* 2009; **36**(1): 34–42.
[PubMed Abstract](#) | [Publisher Full Text](#)
- Kronborg H, Vaeth M, Olsen J, et al.: **Effect of early postnatal breastfeeding support: a cluster-randomized community based trial.** *Acta Paediatr.* 2007; **96**(7): 1064–1070.
[PubMed Abstract](#) | [Publisher Full Text](#)
- Kucukoglu S, Celebioglu A: **Effect of Natural-Feeding Education on Successful Exclusive Breast-Feeding and Breast-Feeding Self-Efficacy of Low-Birth-Weight Infants.** *Iran J Pediatr.* 2014; **24**(1): 49–56.
[PubMed Abstract](#) | [Free Full Text](#)
- Kumar SP, Mooney R, Wieser LJ, et al.: **The LATCH scoring system and prediction of breastfeeding duration.** *J Hum Lact.* 2006; **22**(4): 391–397.
[PubMed Abstract](#) | [Publisher Full Text](#)
- Lau Y, Htun TP, Lim PI, et al.: **Psychometric Evaluation of 5- and 4-Item Versions of the LATCH Breastfeeding Assessment Tool during the Initial Postpartum Period among a Multiethnic Population.** *PLoS One.* 2016; **11**(5): e0154331.
[PubMed Abstract](#) | [Publisher Full Text](#) | [Free Full Text](#)
- Leite AJ, Puccini RF, Atalah AN, et al.: **Effectiveness of home-based peer counselling to promote breastfeeding in the northeast of Brazil: a randomized clinical trial.** *Acta Paediatr.* 2005; **94**(6): 741–746.
[PubMed Abstract](#) | [Publisher Full Text](#)
- Mannan I, Rahman SM, Sania A, et al.: **Can early postpartum home visits by trained community health workers improve breastfeeding of newborns?** *J Perinatol.* 2008; **28**(9): 632–640.
[PubMed Abstract](#) | [Publisher Full Text](#) | [Free Full Text](#)
- Matthews MK: **Developing an instrument to assess infant breastfeeding behaviour in the early neonatal period.** *Midwifery.* 1988; **4**(4): 154–165.
[PubMed Abstract](#) | [Publisher Full Text](#)
- Matthews MK: **Mothers' satisfaction with their neonates' breastfeeding behaviors.** *J Obstet Gynecol Neonatal Nurs.* 1991a; **20**(1): 49–55.
[PubMed Abstract](#) | [Publisher Full Text](#)
- Matthews MK: **Mothers' satisfaction with their neonates' breastfeeding behaviors.** *J Obstet Gynecol Neonatal Nurs.* 1991b; **20**(1): 49–55.
[PubMed Abstract](#) | [Publisher Full Text](#)
- Matthews MK: **Breastfeeding assessment tools.** *J Obstet Gynecol Neonatal Nurs.* 1998; **27**(3): 236–238.
[PubMed Abstract](#) | [Publisher Full Text](#)
- Mercer AM, Teasley SL, Hopkinson J, et al.: **Evaluation of a breastfeeding assessment score in a diverse population.** *J Hum Lact.* 2010; **26**(1): 42–48.
[PubMed Abstract](#) | [Publisher Full Text](#)
- Milligan RA, Flenniken PM, Pugh LC: **Positioning intervention to minimize fatigue in breastfeeding women.** *Appl Nurs Res.* 1996; **9**(2): 67–70.
[PubMed Abstract](#) | [Publisher Full Text](#)
- Moore AP, Milligan P, Rivas C, et al.: **Sources of weaning advice, comparisons between formal and informal advice, and associations with weaning timing in a survey of UK first-time mothers.** *Public Health Nutr.* 2012; **15**(9): 1661–1669.
[PubMed Abstract](#) | [Publisher Full Text](#)
- Moran VH, Dinwoodie K, Bramwell R, et al.: **A critical analysis of the content of the tools that measure breast-feeding interaction.** *Midwifery.* 2000; **16**(4): 260–268.
[PubMed Abstract](#) | [Publisher Full Text](#)
- Mulder PJ: **A concept analysis of effective breastfeeding.** *J Obstet Gynecol Neonatal Nurs.* 2006; **35**(3): 332–339.
[PubMed Abstract](#) | [Publisher Full Text](#)
- Mulford C: **The Mother-Baby Assessment (MBA): an "Apgar score" for breastfeeding.** *J Hum Lact.* 1992; **8**(2): 79–82.
[PubMed Abstract](#) | [Publisher Full Text](#)
- Nyqvist KH, Rubertsson C, Ewald U, et al.: **Development of the Preterm Infant Breastfeeding Behavior Scale (PIBBS): a study of nurse-mother agreement.** *J Hum Lact.* 1996; **12**(3): 207–219.
[PubMed Abstract](#) | [Publisher Full Text](#)
- Nyqvist KH, Sjoden PO, Ewald U: **The development of preterm infants' breastfeeding behavior.** *Early Hum Dev.* 1999; **55**(3): 247–264.
[PubMed Abstract](#) | [Publisher Full Text](#)
- Pados BF, Estrem HH, Thoyre SM, et al.: **The Neonatal Eating Assessment Tool: Development and Content Validation.** *Neonatal Netw.* 2017; **36**(6): 359–367.
[PubMed Abstract](#) | [Publisher Full Text](#)
- Pados BF, Park J, Estrem H, et al.: **Assessment Tools for Evaluation of Oral Feeding in Infants Younger Than 6 Months.** *Adv Neonatal Care.* 2016; **16**(2): 143–150.
[PubMed Abstract](#) | [Publisher Full Text](#) | [Free Full Text](#)
- Pados BF, Thoyre SM, Estrem HH, et al.: **Factor Structure and Psychometric Properties of the Neonatal Eating Assessment Tool-Breastfeeding.** *J Obstet Gynecol Neonatal Nurs.* 2018; **47**(3): 396–414.
[PubMed Abstract](#) | [Publisher Full Text](#)
- Palmer MM, Crawley K, Blanco IA: **Neonatal Oral-Motor Assessment scale: a reliability study.** *J Perinatol.* 1993; **13**(1): 28–35.
[PubMed Abstract](#)
- Pannu PK, Giglia RC, Binns CW, et al.: **The effectiveness of health promotion materials and activities on breastfeeding outcomes.** *Acta Paediatr.* 2011; **100**(4): 534–537.
[PubMed Abstract](#) | [Publisher Full Text](#)
- Pronovost P, Needham D, Berenholtz S, et al.: **An intervention to decrease catheter-related bloodstream infections in the ICU.** *N Engl J Med.* 2006; **355**(26): 2725–2732.
[PubMed Abstract](#) | [Publisher Full Text](#)
- Righard L, Alade MO: **Sucking technique and its effect on success of breastfeeding.** *Birth.* 1992; **19**(4): 185–189.
[PubMed Abstract](#) | [Publisher Full Text](#)
- Righard L, Alade MO: **Breastfeeding and the use of pacifiers.** *Birth.* 1997; **24**(2): 116–120.
[PubMed Abstract](#) | [Publisher Full Text](#)
- Riordan J: **Early identification of potential breastfeeding problems.** *J Hum Lact.* 1989; **5**(2): 80–81.
[PubMed Abstract](#) | [Publisher Full Text](#)
- Riordan J: **Predicting breastfeeding problems.** *AWHONN Lifelines.* 1998; **2**(6): 31–33.
[Publisher Full Text](#)
- Riordan J: **VIA Christi Breastfeeding Assessment Tool.** Umpublished. 1999.
- Riordan J, Bibb D, Miller M, et al.: **Predicting breastfeeding duration using the LATCH breastfeeding assessment tool.** *J Hum Lact.* 2001; **17**(1): 20–23.
[PubMed Abstract](#) | [Publisher Full Text](#)
- Riordan J, Gill-Hopple K, Angeron J: **Indicators of effective breastfeeding and estimates of breast milk intake.** *J Hum Lact.* 2005; **21**(4): 406–412.
[PubMed Abstract](#) | [Publisher Full Text](#)
- Riordan JM, Koehn M: **Reliability and validity testing of three breastfeeding assessment tools.** *J Obstet Gynecol Neonatal Nurs.* 1997; **26**(2): 181–187.
[PubMed Abstract](#) | [Publisher Full Text](#)

Schlomer JA, Kemmerer J, Twiss JJ: **Evaluating the association of two breastfeeding assessment tools with breastfeeding problems and breastfeeding satisfaction.** *J Hum Lact.* 1999; **15**(1): 35–39.

[PubMed Abstract](#) | [Publisher Full Text](#)

Shrago L, Bocar D: **The infant's contribution to breastfeeding.** *J Obstet Gynecol Neonatal Nurs.* 1990; **19**(3): 209–215.

[PubMed Abstract](#) | [Publisher Full Text](#)

Sulcova EKJ, Tisanska L: **Prague Newborn Behaviour Description Technique: experimental version.** *Heidelberg, Allemagne: Mattes.* 1994; **6**.

SUN: **Scaling Up Nutrition. A Framework for Action.** The Scaling Up Nutrition (SUN) Movement. 2010; **22**. [Accessed 19 September 2019].

Thakre SB, Thakre SS, Ughade SM, *et al.*: **The Breastfeeding Practices: The Positioning and Attachment Initiative Among the Mothers of Rural Nagpur.** *J Clin Diagn Res.* 2012; **6**(7): 1215–1218.

[Reference Source](#)

The Lancet Series: **Maternal and Child Undernutrition Series.** *The Lancet Series.* 2008; **371**(9608): 243–260. [Accessed 19 September 2019].

[Reference Source](#)

The Lancet Series: **Breastfeeding Series.** Paper 1: Victoria C.G., *et al* Breastfeeding in the 21st Century: epidemiology, mechanisms and lifelong impact - Webappendix 6. *The Lancet Series.* 2016 [Accessed: 19 September 2019]; **387**.

[Reference Source](#)

Thoyre SM, Pados BF, Shaker CS, *et al.*: **Psychometric Properties of the Early Feeding Skills Assessment Tool.** *Adv Neonatal Care.* 2018; **18**(5): E13–E23.

[PubMed Abstract](#) | [Publisher Full Text](#)

Thoyre SM, Shaker CS, Pridham KF: **The early feeding skills assessment for preterm infants.** *Neonatal Netw.* 2005; **24**(3): 7–16.

[PubMed Abstract](#) | [Publisher Full Text](#) | [Free Full Text](#)

Tobin DL: **A breastfeeding evaluation and education tool.** *J Hum Lact.* 1996; **12**(1): 47–49.

[PubMed Abstract](#) | [Publisher Full Text](#)

Tornese G, Ronfani L, Pavan C, *et al.*: **Does the LATCH score assessed in the first 24 hours after delivery predict non-exclusive breastfeeding at hospital discharge?** *Breastfeed Med.* 2012; **7**(6): 423–430.

[PubMed Abstract](#) | [Publisher Full Text](#)

UNICEF: **Tracking Progress on Child and Maternal Nutrition. A survival and development priority.** New York, United Nations Children's Fund. 2009;

[Accessed 19 September 2019].

[Reference Source](#)

UNICEF: **Baby Friendly Hospital Initiative: Breastfeeding Assessment Form.** 2010; [Accessed 19 September 2020].

[Reference Source](#)

Walker M: **Functional assessment of infant breastfeeding patterns.** *Birth.* 1989; **16**(3): 140–147.

[PubMed Abstract](#) | [Publisher Full Text](#)

Wallace LM, Dunn OM, Alder EM, *et al.*: **A randomised-controlled trial in England of a postnatal midwifery intervention on breast-feeding duration.** *Midwifery.* 2006; **22**(3): 262–273.

[PubMed Abstract](#) | [Publisher Full Text](#)

WHO: **Evidence on the long term effects of breastfeeding. Systematic reviews and meta-analyses.** World Health Organization. 2007; [Accessed 19 September 2019].

WHO/UNICEF: **Breastfeeding counselling: a training course.** World Health Organisation and United Nations International Children's Education Fund. 1994; [Accessed 19 September 2019].

[Reference Source](#)

WHO/UNICEF: **Baby Friendly Hospital Initiative: Revised, Updated and Expanded for Integrated Care - Section 2: Strengthening and sustaining the baby-friendly hospital initiative: a course for decision-makers.** Library Cataloguing-in-Publication. 2009a; [Accessed 19 September 2019].

[Reference Source](#)

WHO/UNICEF: **Baby Friendly Hospital Initiative: Revised Updated and Expanded for Integrated Care - Section 3: Breastfeeding promotion and support in a baby-friendly hospital.** Library Cataloguing-in-Publication. 2009b; 107. [Accessed 19 September 2019].

[Reference Source](#)

WHO/UNICEF/National-Rural-Health-Mission: **Facility Based IMNCI (F-IMNCI) Facilitators Guide.** 2009; [Accessed 19 September 2019].

[Reference Source](#)

Yalçın SS, Kuşkonmaz BB: **Relationship of lower breastfeeding score and problems in infancy.** *Breastfeed Med.* 2011; **6**(4): 205–208.

[PubMed Abstract](#) | [Publisher Full Text](#)

Zobbi VF, Calistri D, Consonni D, *et al.*: **Breastfeeding: validation of a reduced Breastfeeding Assessment Score in a group of Italian women.** *J Clin Nurs.* 2011; **20**(17–18): 2509–2518.

[PubMed Abstract](#) | [Publisher Full Text](#)

Open Peer Review

Current Peer Review Status:   

Version 1

Reviewer Report 19 February 2021

<https://doi.org/10.5256/f1000research.27043.r77936>

© 2021 Mohd Shukri N. This is an open access peer review report distributed under the terms of the [Creative Commons Attribution License](#), which permits unrestricted use, distribution, and reproduction in any medium, provided the original work is properly cited.



Nurul Husna Mohd Shukri 

Department of Nutrition and Dietetics, Faculty of Medicine and Health Sciences, Universiti Putra Malaysia, Seri kembangan, Malaysia

The review compares different breastfeeding assessment tools to identify suitable tools to be used among at-risk and malnourished infants. The review also evaluates the breastfeeding assessment tools by comprehensively discussing both advantages and limitation of each tool and its reliability, as well as its validity in assessing breastfeeding outcomes. This review emphasizes the need for future tools to suit different breastfeeding management levels and settings, from primary to tertiary settings.

The authors clearly outline the study limitations and provide important suggestions in developing comprehensive and target-setting specifics of future breastfeeding assessment tools. All tables are clear and well-organised.

Overall, this review critically analyses various important criteria of breastfeeding assessment tools in different settings, addressed important key gaps, and provides suggestions in establishing a better version of the tools in the future. All of these would provide a significant value to the literature.

Nevertheless, there are a few minor suggestions to consider:

1. It is suggested to describe the key term used or provide a table showing all Medical Subject Heading (MeSH) and keyword used for literature search.
2. Clarify or describe the term at-risk and malnourished infants.
3. Differentiate or explain the difference/similarity between breastfeeding outcomes and performance.
4. It is suggested for authors to proofread the paper to improve the overall writing.

Are the rationale for, and objectives of, the Systematic Review clearly stated?

Yes

Are sufficient details of the methods and analysis provided to allow replication by others?

Yes

Is the statistical analysis and its interpretation appropriate?

Not applicable

Are the conclusions drawn adequately supported by the results presented in the review?

Yes

Competing Interests: No competing interests were disclosed.

Reviewer Expertise: Mother-infant signalling, relaxation therapy during breastfeeding, breast milk hormones

I confirm that I have read this submission and believe that I have an appropriate level of expertise to confirm that it is of an acceptable scientific standard.

Author Response 25 May 2021

Concetta Brugaletta, University College London Hospitals NHS Trust, London, UK

Thank you very much for taking the time to read the review and for all your comments, which we find it constructive and useful to clarify some concepts as below.

1. Regarding your first comment on describe the key term used or provide a table showing all Medical Subject Heading (MeSH) and keyword used for literature search; The search-strategy is deposited at LSHTM Data Compass as part of the Extended Data. Extended data contains tools excluded from the second stage of the search, full search strategy and PRISMA checklist. This was pointed out in the reference "*Kerac M, Brugaletta C, Le Roch K: Breastfeeding assessment tools for at-risk and malnourished infants aged under 6 months old: a systematic review. [Data Collection]. London School of Hygiene & Tropical Medicine, London, United Kingdom.2020. <http://www.doi.org/10.17037/DATA.00001881>*" We have added the link in the methods to make it easier to access.

2. Regarding your second comment to clarify or describe the term at-risk and malnourished infants; "*A group with higher risk of mortality and morbidity are the small and nutritionally at risk infants under six months of age compared to the infant that achieve optimal growth. At a population level, small and nutritionally at-risk children are those identified as wasted, stunted and underweight and a combination of these (ENN/LSHTM, 2021)*". We added a reference in the text of the larger project that clarify this concept:
<https://www.enonline.net/ourwork/research/mami>

3. Regarding your third comment on differentiate or explain the difference/similarity between breastfeeding outcomes and performance; We decided to modify the phrasing and

replaced by: *'how to observe and/or assess the breastfeeding performance with outcomes'*.

4. Regarding your suggestion for authors to proofread the paper to improve the overall writing; We have now proofread and think this looks fine in this last version. the major changes are:

Table 2: corrected 'behaviour'

Table 3: corrected 'postnatal'; 'paediatric'

Table 4: corrected 'analysis'

Text and table 1: corrected 'lactating' (

<https://www.macmillandictionary.com/dictionary/british/lactate>

Text corrected 'paediatric'

Competing Interests: No competing interests were disclosed.

Reviewer Report 18 February 2021

<https://doi.org/10.5256/f1000research.27043.r78113>

© 2021 Fucile S. This is an open access peer review report distributed under the terms of the [Creative Commons Attribution License](#), which permits unrestricted use, distribution, and reproduction in any medium, provided the original work is properly cited.



Sandra Fucile 

School of Rehabilitation Therapy, Queen's University, Kingston, ON, Canada

Brugaletta *et al.*'s, review of breastfeeding assessment tools for assessing at-risk and malnourished infants in resource-poor settings provides a comprehensive literature search of available tools for this highly vulnerable population. The authors reveal there is no 'gold standard' tool available for at-risk and malnourished infants in resource-poor settings. However, they highlight three ready available tools, the Breastfeeding, Evaluation and Education Tool, UNICEF Baby-Friendly Hospital Initiative tools and CARE training package, that can be used with this population and emphasize the need for refining or developing new breastfeeding tools to meet the needs of infants in resource-poor settings.

Overall, the authors provide a very thorough introduction with a clear rationale for undertaking this study. The authors perform a systematic in-depth literature search, which included seven online database resources. The authors identified 29 breastfeeding assessment tools and 45 studies related to the tools' psychometric properties. They found that the evidence and psychometric properties of the tools was low quality and mainly from high-income countries. The strengths and weakness of these 29 breastfeeding tools were described in terms of the tool content of breastfeeding domains, predictive validity, reliability, and evidence underlying the content each tool. The tables provided clearly synthesize and integrate the strengths and weakness of each tool. In the discussion, the authors address the limitations of the study and bring to light the drawbacks of current available tools in achieve the defined outcome in this study.

The findings from this review are clinically significant and I have minor suggestions:

- I encourage the authors to thoroughly reread the manuscript to ensure there are no grammatical and editorial errors.
- Figure 1 appears to be adopted from the PRISMA framework, ensure that this is referenced.
- Use of terminology, the authors refer to Table 3 as validation studies, I recommend rewording to use predictive validity studies.
- I recommend including specific definitions for high vs low income countries, define at-risk infants, define malnourished infants either in the introduction or methods section.
- The authors note 29 tools were identified, 22 were developed in high income countries, 4 low income countries. Three tools are missing such designations.

Are the rationale for, and objectives of, the Systematic Review clearly stated?

Yes

Are sufficient details of the methods and analysis provided to allow replication by others?

Yes

Is the statistical analysis and its interpretation appropriate?

Yes

Are the conclusions drawn adequately supported by the results presented in the review?

Yes

Competing Interests: No competing interests were disclosed.

Reviewer Expertise: Oral feeding in critically ill infants.

I confirm that I have read this submission and believe that I have an appropriate level of expertise to confirm that it is of an acceptable scientific standard.

Author Response 25 May 2021

Concetta Brugaletta, University College London Hospitals NHS Trust, London, UK

Thank you for taking the time to read the review and write your suggestion.

Regarding your advice to proofread the manuscript to ensure there are no grammatical and editorial errors; We have proofread and we think this looks fine in the new version of the manuscript.

Regarding your advice to ensure the reference on Figure 1; we added the reference at the base of the figure in the new version of the manuscript.

Regarding your suggestion on the use of a different terminology for Table 3; We hope it is okay to stick with validation studies as it is commonly used in the literature. For reference, see: <https://www.equator-network.org/reporting-guidelines-keyword/validation-studies/>

Regarding your recommendation to include a specific definitions for high vs low income countries, define at-risk infants, define malnourished infants either in the introduction or methods section; We added the following references that will help clarifying the definition and the concept as follow:

- High and low income countries: as classified by The World Bank
Fantom, Neil; Serajuddin, Umar. 2016. The World Bank's Classification of Countries by Income. Policy Research Working Paper;No. 7528. World Bank, Washington, DC. © World Bank. https://openknowledge.worldbank.org/handle/10986/23628 License: CC BY 3.0 IGO.
- At-risk infants: <https://www.ennonline.net/ourwork/research/mami>

Regarding your comment "29 tools were identified, 22 were developed in high-income countries, 4 low income countries. Three tools are missing such designations"; The tools that do not give any information about country of origin (described in the table 1 as not specified) are:

- Baby-friendly Hospital Initiative (BFHI)
Worldwide (When the Baby-friendly Hospital Initiative was conceived in the early 1990s in response to the 1990 Innocenti Declaration on the Protection, Promotion and Support of Breastfeeding call for action, there were very few countries that had dedicated Authorities or Committees to oversee and regulate infant feeding standards.)
- Essential Nutrition Action Message (Guyon & Quinn 2011)
Low and middle-income countries
- Infant Feeding in Emergency (IFE) (ENN 2007)
Low and middle-income countries
- Neonatal Eating Assessment tool (NeoEAT)

This is a USA based organisation: AWHONN, the Association of Women's Health, Obstetric and Neonatal Nurses. <https://www.awhonn.org/>

We amended the information above in table n1 of the new version of the manuscript. In the text of the new version of the manuscript we clarify the follow information: *"Of the 29 tools identified: 22 (76%) were developed in high-income countries and used in 31 studies carried out in high-income countries, six (21%) tools were developed in low and middle-income countries and one (3%) was developed worldwide"*.

Competing Interests: No competing interests were disclosed.

Reviewer Report 01 December 2020

<https://doi.org/10.5256/f1000research.27043.r74628>

© 2020 Hanson K et al. This is an open access peer review report distributed under the terms of the [Creative Commons Attribution License](#), which permits unrestricted use, distribution, and reproduction in any medium, provided the original work is properly cited.



Kerstin E. Hanson 

Independent researcher, Paris, France

Jessamyn Ressler-Maerlender

Independent researcher, Ann Arbor, MI, USA

This review by Brugaletta *et al.* addresses the important gap in tools and evidence for effective case management of at-risk and malnourished infants aged under 6 months old in low-resource and humanitarian settings. The authors focus specifically on the availability and quality of breastfeeding assessment tools for use in this population. They start with an excellent introduction highlighting the importance of this theme – describing the essential role of breastfeeding in protecting the health and lives of children and the subsequent place it has in global priority interventions, and the challenges that remain in properly addressing persistently suboptimal breastfeeding practices.

Results of the review are presented in clear tables, summarizing important features of the various tools identified. The authors provide a clear breakdown of these features into the following categories: context, coverage of breastfeeding domains, ability to predict breastfeeding outcomes, evidence underpinning the tools, and ability to correct breastfeeding technique or improve breastfeeding experience. The analysis also addresses not only technical or academic features of the tools, but also “real world” implementation issues, and ability to bring about the desired outcomes - improved breastfeeding.

The discussion highlights strengths and gaps of individual tools, as well as the overall “collection” of tools identified. The authors are clear to state that none of the tools were directly developed for or tested on at-risk and malnourished infants aged under 6 months, nor do any of the tools fully meet the various needs in terms of categories outlined above. The authors do nevertheless identify three tools that could be used “for immediate use, whilst refining current tools and developing new future ones”.

We appreciate the overall approach to this review – identifying and analyzing current tools, recognizing that we do not currently have an ideal tool, explaining the key gaps and ways forward, and importantly – providing temporary best options. Minor suggestions to consider in subsequent versions:

1. In the abstract the authors list the following as part of their search: the World Health Organization (WHO), United Nations International Children’s Emergency Fund (UNICEF), CAsE REport guidelines, Emergency Nutrition Network, and Field Exchange websites as parts of the search. These are not mentioned in the database and search terms of the methods section. They are perhaps listed in one of the references, but it might be helpful to include them in this later section of the manuscript as well.
2. In figure 1 it is unclear where the “Handsearch Papers” fit. This part of the search could be expanded upon in the methods section.
3. Under context the authors state: “Of the 29 tools identified: 22 (76%) were developed in high-income countries and used in 31 studies carried out in high-income countries and four (14%) tools were developed in low and middle-income countries.” What about the 3 tools, not included in the 22 developed in high-income countries and the 4 developed in low- and

middle-income countries?

4. The introduction does a nice job addressing the particular challenges associated with “managing very small infants, those with growth failure and other high-risk characteristics”. It also highlights the complex spectrum of breastfeeding problems including potential underlying causes and contributory factors, including but not limited to maternal wellbeing and social support. Although these essential topics are touched upon very briefly in the results and discussion sections, and in a bit more detail in the ways forward section, the review could benefit with expansion of these critical topics.
5. In the discussion section the authors note that only one tool, BEET, achieves full coverage of all the key assessment domains. Yet, this tool is not included amongst those listed as potentially useful for immediate use; it could be useful to note why this is the case.
6. In the initial paragraphs of the discussion, the authors suggest: “For immediate use, whilst refining current tools and developing new future ones, the WHO/UNICEF B-R-E-A-S-T-Feed Observation Form, the aids in Module 2 on IFE and UNICEF/WHO Breastfeed Observation Aid, offer the most promise for programmes targeting at-risk and malnourished infants aged under 6 months”. Later, under the heading *Which tools for resource-poor, high-undernutrition settings*, they suggest: “From this review, Baby Friendly Hospital tools, the Module 2 IFE and WHO/UNICEF B-R-E-A-S-T-Feed Observation Form, have emerged as potentially useful for use in humanitarian settings with at-risk and malnourished infants under 6 months.” Referring to the tools listed in the tables, we imagine that the Baby Friendly Hospital tools and UNICEF/WHO Breast Observation Aid noted above are referring to the same tool. If so, the same naming convention should be used in both instances for clarity.
7. There are a number of minor typos and grammatical errors throughout the paper and tables that should be corrected.

Are the rationale for, and objectives of, the Systematic Review clearly stated?

Yes

Are sufficient details of the methods and analysis provided to allow replication by others?

Partly

Is the statistical analysis and its interpretation appropriate?

Not applicable

Are the conclusions drawn adequately supported by the results presented in the review?

Yes

Competing Interests: No competing interests were disclosed.

Reviewer Expertise: Pediatric and nutrition programming and case management in low-resource and humanitarian settings.

We confirm that we have read this submission and believe that we have an appropriate level of expertise to confirm that it is of an acceptable scientific standard.

Author Response 25 May 2021

Concetta Brugaletta, University College London Hospitals NHS Trust, London, UK

Thank you very much for taking the time to read the manuscript and share your comments and constructive advice.

1. Regarding your first comment where you point out that we mentioned the World Health Organization (WHO), United Nations International Children's Emergency Fund (UNICEF), CAse REport guidelines, Emergency Nutrition Network, and Field Exchange websites as parts of our search but we didn't mention these in the database and search terms; we have now clarified this in the methods search under the databases and search terms paragraph as follows: "We also included hand search papers from grey literature, WHO and ENN websites".

2. Regarding your second comment for figure n1 where it was unclear where the "Hand search Papers" fit; we amended figure n1 in the new version of the manuscript. We also add a reference *Preferred Reporting Items for Systematic Reviews and Meta-Analyses (PRISMA) diagram of literature search results*. Diagram retrieved from: <http://prisma-statement.org/PRISMAStatement/FlowDiagram.aspx>

3. Regarding your request of clarification for the paragraph "Of the 29 tools identified: 22 (76%) were developed in high-income countries and used in 31 studies carried out in high-income countries and four (14%) tools were developed in low and middle-income countries."

Three tools are missing such designations"; The tools that do not give any information about country of origin (described in the table 1 as not specified) are:

- Baby-friendly Hospital Initiative (BFHI)

Worldwide (When the Baby-friendly Hospital Initiative was conceived in the early 1990s in response to the 1990 Innocenti Declaration on the Protection, Promotion and Support of Breastfeeding call for action, there were very few countries that had dedicated Authorities or Committees to oversee and regulate infant feeding standards.)

- Essential Nutrition Action Message (Guyon & Quinn 2011)

Low and middle-income countries

- Infant Feeding in Emergency (IFE) (ENN 2007)

Low and middle-income countries

- Neonatal Eating Assessment tool (NeoEAT)

This is a USA based organisation: AWHONN, the Association of Women's Health, Obstetric and Neonatal Nurses. <https://www.awhonn.org/>

We amended the information above in table n1 of the new version of the manuscript. In the text of the new version of the manuscript we clarify the following information: "Of the 29 tools identified: 22 (76%) were developed in high-income countries and used in 31 studies carried out in high-income countries, six (21%) tools were developed in low and middle-income countries and one (3%) was developed worldwide".

4. Regarding your comment on considering complex spectrum of breastfeeding problems including potential underlying causes and contributory factors, including but not limited to maternal wellbeing and social support; It is a great suggestion; the number of words required does not allow us to expand on this very interesting and crucial topic. We have however added a reference of the MAMI website, which is regularly being updated and a note saying *"The mother-infant dyad is at the heart of approaches to treat malnutrition, but wider family and community relationship are also important but cannot be treated extensively in this review"*. (ENN/LSHTM, 2021)https://www.ennonline.net/ourwork/research/mami_
<https://www.ennonline.net/mami/practice>

5. Regarding your comment on the discussion section where only one tool, BEET, achieves full coverage of all the key assessment domains. Yet, this tool is not included amongst those listed as potentially useful for immediate use; Thank you for your comments. The justification is in the paragraph on evidence underpinning tools: *'The extent of tool testing varied substantially; 8 tools had no validation studies: Infant Feeding in Emergencies (IFE) Module 2 (ENN et al., 2007), Breastfeeding Evaluation and Education Tool (Tobin, 1996)*'. This is why we do not include for immediate use. We have added a note in the text "only one tool (BEET) achieves full coverage of all the key assessment domains, but there was no validation study at our knowledge".

6. Regarding your comment on request of clarification if the Baby Friendly Hospital tools and UNICEF/WHO Breast Observation Aid are referring to the same tool. We would like to explain their difference and the rationale for our subtle considerations:

- The Baby Friendly Hospital tools: is a checklist (12 to 14 items) designed with the aim to identify area of problem and give advice. These tools take in consideration health professional background and day of life of the baby and one can also be self-administered. This means there are 4 slightly different tools available: for mother and midwife, for mother and health visitor, for neonatal and for mother alone. The domain covered are: baby's and mother behaviour, positioning, lactating, effective feeding, breast health, baby health, mothers view (in addition these tools look at urine and stools, formula). (<https://www.unicef.org.uk/babyfriendly/baby-friendly-resources/implementing-standards-resources/breastfeeding-assessment-tools/>).
- The UNICEF/WHO Breastfeeding Observation Aid is a checklist of identify dichotomous items (42 items/5 scales) list signs that represent that BF is going well versus possible difficulties. It cover similar breastfeeding domains of the BFH tools but is a more simple checklist and doesn't offer possible solutions. (<https://www.scribd.com/document/353627133/Breastfeed-Observation-Job-Aid>)

This is why we maintained 2 different names and we advise to use the BFHT for resource-poor, high undernutrition settings where it is useful to have alongside the assessment also some initial advice.

7. Regarding your advice to proofread the paper to improve the overall writing; we have proofread and now we think this looks fine in this last of the manuscript.

Competing Interests: No competing interests were disclosed.

The benefits of publishing with F1000Research:

- Your article is published within days, with no editorial bias
- You can publish traditional articles, null/negative results, case reports, data notes and more
- The peer review process is transparent and collaborative
- Your article is indexed in PubMed after passing peer review
- Dedicated customer support at every stage

For pre-submission enquiries, contact research@f1000.com

F1000Research