

# Northumbria Research Link

Citation: Van Doesum, Niels J., Murphy, Ryan O., Gallucci, Marcello, Aharonov-Majar, Efrat, Athenstaedt, Ursula, Au, Wing Tung, Bai, Liying, Böhm, Robert, Bovina, Inna, Buchan, Nancy R., Chen, Xiao-Ping, Dumont, Kitty B., Engelmann, Jan B., Eriksson, Kimmo, Euh, Hyun, Fiedler, Susann, Friesen, Justin, Gächter, Simon, Garcia, Camilo, González, Roberto, Graf, Sylvie, Growiec, Katarzyna, Guimond, Serge, Hřebíčková, Martina, Immer-Bernold, Elizabeth, Joireman, Jeff, Karagonlar, Gokhan, Kawakami, Kerry, Kiyonari, Toko, Kou, Yu, Kuhlman, D. Michael, Kyrtsis, Alexandros-Andreas, Lay, Siugmin, Leonardelli, Geoffrey J., Li, Norman P., Li, Yang, Maciejovsky, Boris, Manesi, Zoi, Mashuri, Ali, Mok, Aurelia, Moser, Karin S., Moták, Ladislav, Netedu, Adrian, Pammi, Chandrasekhar, Platow, Michael J., Raczka-Winkler, Karolina, Reinders Folmer, Christopher P., Reyna, Cecilia, Romano, Angelo, Shalvi, Shaul, Simão, Cláudia, Stivers, Adam W., Strimling, Pontus, Tsirbas, Yannis, Utz, Sonja, van der Meij, Leander, Waldzus, Sven, Wang, Yiwen, Weber, Bernd, Weisel, Ori, Wildschut, Tim, Winter, Fabian, Wu, Junhui, Yong, Jose and Van Lange, Paul A. M. (2021) Social mindfulness and prosociality vary across the globe. *Proceedings of the National Academy of Sciences of the United States of America*, 118 (35). e2023846118. ISSN 0027-8424

Published by: National Academy of Sciences

URL: <https://doi.org/10.1073/pnas.2023846118>  
<<https://doi.org/10.1073/pnas.2023846118>>

This version was downloaded from Northumbria Research Link:  
<http://nrl.northumbria.ac.uk/id/eprint/48328/>

Northumbria University has developed Northumbria Research Link (NRL) to enable users to access the University's research output. Copyright © and moral rights for items on NRL are retained by the individual author(s) and/or other copyright owners. Single copies of full items can be reproduced, displayed or performed, and given to third parties in any format or medium for personal research or study, educational, or not-for-profit purposes without prior permission or charge, provided the authors, title and full bibliographic details are given, as well as a hyperlink and/or URL to the original metadata page. The content must not be changed in any way. Full items must not be sold commercially in any format or medium without formal permission of the copyright holder. The full policy is available online: <http://nrl.northumbria.ac.uk/policies.html>

This document may differ from the final, published version of the research and has been made available online in accordance with publisher policies. To read and/or cite from the published version of the research, please visit the publisher's website (a subscription may be required.)



**Northumbria  
University**  
NEWCASTLE



University**Library**

# Correction

## PSYCHOLOGICAL AND COGNITIVE SCIENCES

Correction for “Social mindfulness and prosociality vary across the globe,” by Niels J. Van Doesum, Ryan O. Murphy, Marcello Gallucci, Efrat Aharonov-Majar, Ursula Athenstaedt, Wing Tung Au, Liying Bai, Robert Böhm, Inna Bovina, Nancy R. Buchan, Xiao-Ping Chen, Kitty B. Dumont, Jan B. Engelmann, Kimmo Eriksson, Hyun Euh, Susann Fiedler, Justin Friesen, Simon Gächter, Camilo Garcia, Roberto González, Sylvie Graf, Katarzyna Growiec, Serge Guimond, Martina Hřebíčková, Elizabeth Immer-Bernold, Jeff Joireman, Gokhan Karagonlar, Kerry Kawakami, Toko Kiyonari, Yu Kou, D. Michael Kuhlman, Alexandros-Andreas Kyrtis, Siugmin Lay, Geoffrey J. Leonardelli, Norman P. Li, Yang Li, Boris Maciejovsky, Zoi Manesi, Ali Mashuri, Aurelia Mok, Karin S. Moser, Ladislav Moták, Adrian Neteđu, Chandrasekhar Pammi, Michael J. Platow, Karolina Raczka-Winkler, Christopher P. Reinders Folmer, Cecilia Reyna, Angelo Romano, Shaul Shalvi, Cláudia Simão, Adam W. Stivers, Pontus Strimling, Yannis Tsiaras, Sonja Utz, Leander van der Meij, Sven Waldzus, Yiwen Wang, Bernd Weber, Ori Weisel, Tim Wildschut, Fabian Winter, Junhui Wu, Jose C. Yong, and Paul A. M. Van Lange, which published August 23, 2021; 10.1073/pnas.2023846118 (*Proc. Natl. Acad. Sci. U.S.A.* **118**, e2023846118).

The authors wish to note the following: “We thank the attentive readers who noticed some mistakes in the country labels of Fig. 2: Romania was labeled twice, Republic of Korea did not have a label, and Mexico was labeled in the wrong position. These mistakes did not involve the underlying data.

We discovered that the main analyses used environmental performance data (EPI) from 2008, reported in Table 2. However, the prediction models and Fig. 2 used EPI data from 2016, which are also referenced in the text. Reanalysis showed very similar results with each dataset and led to the same conclusion: The bivariate association of social mindfulness (SoMi) with EPI-2008 is  $\beta = 0.60$ ,  $t(27.04) = 3.83$ ,  $P = 0.001$ ; for EPI-2016 this is  $\beta = 0.61$ ,  $t(27.02) = 4.00$ ,  $P < 0.001$ . Table 2 has been updated with the EPI-2016 data in the online version. The online Supplementary Information remains unchanged but has been updated with a correct reference to the EPI-2008 dataset.

Finally, a labeling error in one of the datafiles made it so that Singapore was not included in the country-level analyses. Reanalysis including Singapore produced close to identical results. All effect sizes showed to be practically unchanged and all inferential tests led to the same conclusions as the original ones, including the association between SoMi and the income inequality (Gini) index that was confirmed nonsignificant,  $P = 0.070$  (see OSF link, <https://osf.io/8w2mg/>). Because no conclusions change, all results are retained and no further changes were made. Updated results are provided in the OSF repository (<https://osf.io/8w2mg/>).

The corrected Fig. 2, its legend, and the corrected Table 2 appear below. The online version has been corrected. The *SI Appendix* has been corrected online to display the correct dataset reference as described above.

**Table 2. Country-level bivariate relations with SoMi across three domains.**

	ICC	$\beta$	$t$	$df$	$p$
<b>Key Variables</b>					
Trust (WVS)	0.45	0.27	1.51	25.09	0.144
Religiosity	0.41	-0.42	-2.55	25.14	0.017
Civic cooperation	0.44	0.30	1.71	25.08	0.099
Rule of law (2015)	0.45	0.45	2.56	26.03	0.016
Democracy index (2014)	0.50	0.23	1.23	28.01	0.229
Competitiveness	0.47	0.39	2.24	28.12	0.033
Freedom Index	0.48	-0.31	-1.75	27.97	0.091
EPI	0.39	0.61	4.00	27.02	< 0.001
<b>Hofstede dimensions</b>					
Power distance	0.44	-0.42	-2.48	27.03	0.020
Individualism	0.47	0.30	1.67	27.05	0.107
Masculinity	0.48	0.21	1.13	27.02	0.267
Uncertainty avoidance	0.49	0.11	0.60	27.10	0.555
Long term orientation	0.50	0.16	0.87	28.05	0.392
Indulgence versus restraint	0.49	0.28	1.49	27.10	0.149
<b>Economic indices</b>					
GDP P/C (2015)	0.45	0.46	2.76	28.06	0.010
GNI P/C (2015)	0.46	0.47	2.68	27.05	0.013
Gini index	0.47	-0.36	-2.04	28.01	0.051

EPI, environmental performance index; GDP P/C, gross domestic product per capita; GNI P/C, gross national income per capita; Gini index, income inequality;  $\beta$  may be interpreted as correlation coefficient.

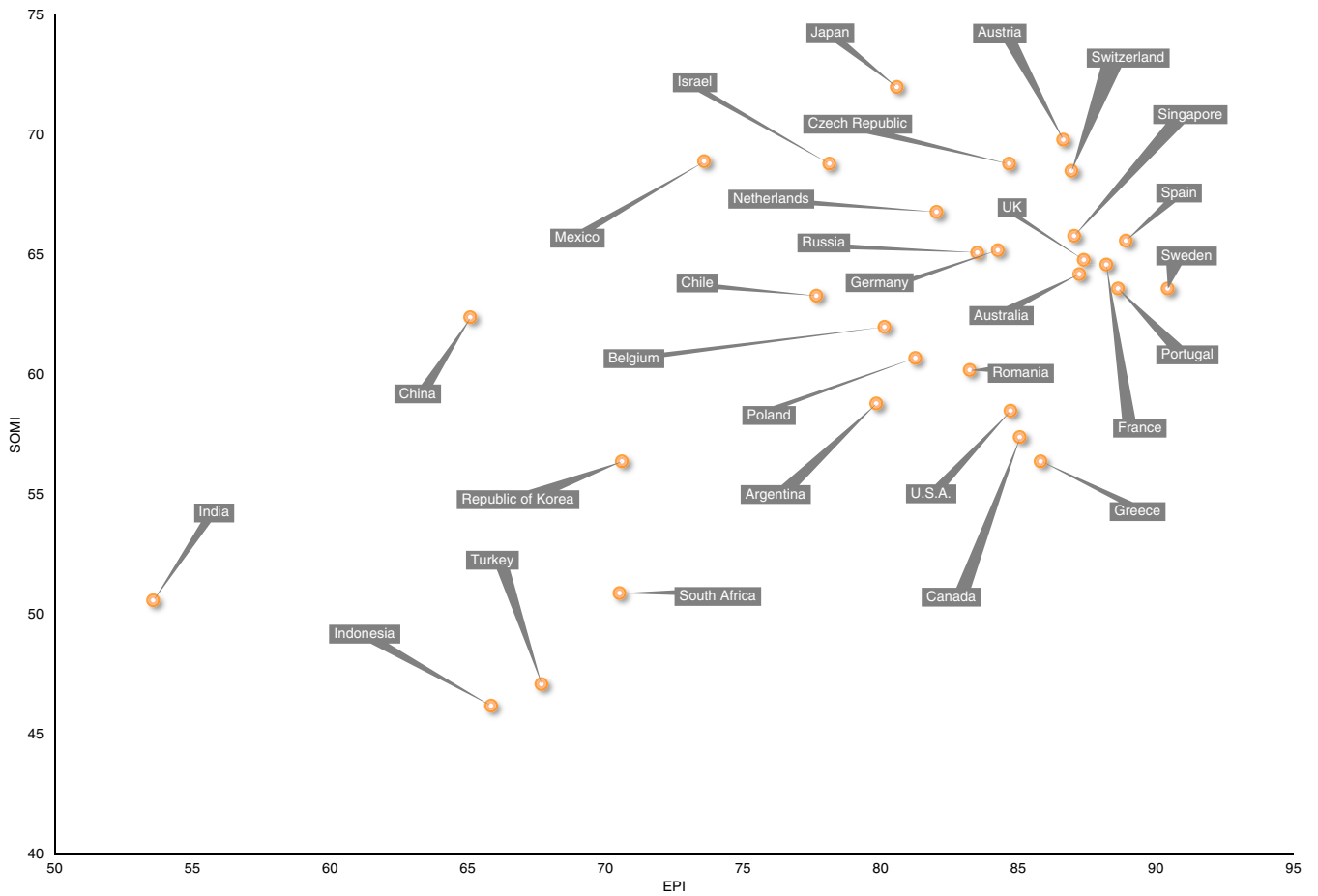


Fig. 2. Scatterplot of SOMI and EPI per country/region.

Published under the [PNAS license](#).

Published November 18, 2021.

[www.pnas.org/cgi/doi/10.1073/pnas.2118687118](http://www.pnas.org/cgi/doi/10.1073/pnas.2118687118)



# Social mindfulness and prosociality vary across the globe

Niels J. Van Doesum<sup>a,b,c,1,2</sup>, Ryan O. Murphy<sup>d,e</sup>, Marcello Gallucci<sup>f</sup>, Efrat Aharonov-Majar<sup>g</sup>, Ursula Athenstaedt<sup>h</sup>, Wing Tung Au<sup>i</sup>, Liying Bai<sup>j</sup>, Robert Böhm<sup>k,l,m</sup>, Inna Bovina<sup>n</sup>, Nancy R. Buchan<sup>o</sup>, Xiao-Ping Chen<sup>p</sup>, Kitty B. Dumont<sup>q</sup>, Jan B. Engelmann<sup>r,s</sup>, Kimmo Eriksson<sup>t</sup>, Hyun Euh<sup>u</sup>, Susann Fiedler<sup>v</sup>, Justin Friesen<sup>w</sup>, Simon Gächter<sup>x</sup>, Camilo Garcia<sup>y</sup>, Roberto González<sup>z</sup>, Sylvie Graf<sup>aa</sup>, Katarzyna Growiec<sup>bb</sup>, Serge Guimond<sup>cc</sup>, Martina Hřebíčková<sup>aa</sup>, Elizabeth Immer-Bernold<sup>dd</sup>, Jeff Joireman<sup>ee</sup>, Gokhan Karagonlar<sup>ff</sup>, Kerry Kawakami<sup>gg</sup>, Toko Kiyonari<sup>hh</sup>, Yu Kou<sup>ii</sup>, D. Michael Kuhlman<sup>jj</sup>, Alexandros-Andreas Kyrtsis<sup>kk</sup>, Siugmin Lay<sup>ll</sup>, Geoffrey J. Leonardelli<sup>mm,nn</sup>, Norman P. Li<sup>oo</sup>, Yang Li<sup>pp</sup>, Boris Maciejovsky<sup>qq</sup>, Zoi Manes<sup>b</sup>, Ali Mashuri<sup>rr,ss</sup>, Aurelia Mok<sup>tt</sup>, Karin S. Moser<sup>uu,vv</sup>, Ladislav Moták<sup>ww</sup>, Adrian Netedu<sup>xx</sup>, Chandrasekhar Pammi<sup>yy,3</sup>, Michael J. Platow<sup>zz</sup>, Karolina Raczka-Winkler<sup>aaa</sup>, Christopher P. Reinders Folmer<sup>bbb,ccc</sup>, Cecilia Reyna<sup>ddd</sup>, Angelo Romano<sup>a</sup>, Shaul Shalvi<sup>r</sup>, Cláudia Simão<sup>eee</sup>, Adam W. Stivers<sup>fff</sup>, Pontus Strimling<sup>ggg</sup>, Yannis Tsirbas<sup>kk</sup>, Sonja Utz<sup>hhh,iii</sup>, Leander van der Meij<sup>jjj</sup>, Sven Waldzus<sup>kkk</sup>, Yiwen Wang<sup>lll</sup>, Bernd Weber<sup>aaa</sup>, Ori Weisel<sup>mmmm</sup>, Tim Wildschut<sup>nnn</sup>, Fabian Winter<sup>ooo</sup>, Junhui Wu<sup>ppp,qqq</sup>, Jose C. Yong<sup>rrr</sup>, and Paul A. M. Van Lange<sup>b,2</sup>

Edited by Susan T. Fiske, Princeton University, Princeton, NJ, and approved June 27, 2021 (received for review November 26, 2020)

Humans are social animals, but not everyone will be mindful of others to the same extent. Individual differences have been found, but would social mindfulness also be shaped by one's location in the world? Expecting cross-national differences to exist, we examined if and how social mindfulness differs across countries. At little to no material cost, social mindfulness typically entails small acts of attention or kindness. Even though fairly common, such low-cost cooperation has received little empirical attention. Measuring social mindfulness across 31 samples from industrialized countries and regions ( $n = 8,354$ ), we found considerable variation. Among selected country-level variables, greater social mindfulness was most strongly associated with countries' better general performance on environmental protection. Together, our findings contribute to the literature on prosociality by targeting the kind of everyday cooperation that is more focused on communicating benevolence than on providing material benefits.

social mindfulness | cross-national differences | low-cost cooperation

Most common, everyday acts of cooperation require very little effort. For example, it does not take much to step aside to let someone pass on a sidewalk; yet it is likely to be greatly appreciated. However, most research on human cooperation is based on tasks that require some real effort or investment that makes regard for others come at a cost. Cooperation in these tasks actually means “costly behavior performed by one individual that increases the payoff of others” [(1), p. 454]. Although this narrow technical definition rightly fits the methods, conclusions are often stated in much broader terms in which cooperation implies “any coordinated behavior that is mutually beneficial” [(1), p. 454]. We aim to address this discrepancy and increase our understanding of human cooperation by concentrating on global differences in benevolent perspective-taking rather than on cooperative tendencies that focus on material outcomes and thus individual sacrifice.

To illustrate such daily cooperation, imagine Alex and Mary arriving late for New Year's drinks at their workplace. Catered by a local wine shop, prefilled glasses are offered on a table for self-service. Although they had already decided that they both wanted a glass of red wine, Mary notices that there are several glasses of Cabernet Sauvignon but only a single glass of Merlot. Because Alex is momentarily busy, Mary picks first. What to choose? If Mary decides to take the Merlot, Alex would be left with only one choice of red wine. Wanting to be nice, Mary decides on the glass of Cabernet Sauvignon. Such daily dilemmas and the ensuing behavioral decisions are the domain of social mindfulness (SoMi), or “being thoughtful of others in the present moment, and considering

their needs and wishes before making a decision” [(2), p. 18]. The construct has been operationalized as making “other-regarding choices involving both skill ... and will ... to act mindfully toward another person's control over outcomes” [(3), p. 86]. Cooperative decisions like these are shaped by individual and situational factors (4–6); here, we investigate possible cross-national differences.

Understanding cooperation has been a core topic in the behavioral sciences (7), and investigating how people balance self-with other-interest at a cross-national level is a popular topic. Such research has predominantly targeted costly cooperation, demonstrating striking differences (e.g., refs. 7–9). But what about low-cost cooperation and how it might vary across countries? Surprisingly,

## Significance

Cooperation is key to well-functioning groups and societies. Rather than addressing high-cost cooperation involving giving money or time and effort, we examine social mindfulness—a form of interpersonal benevolence that requires basic perspective-taking and is aimed at leaving choice for others. Do societies differ in social mindfulness, and if so, does it matter? Here, we find not only considerable variation across 31 nations and regions but also an association between social mindfulness and countries' performance on environmental protection. We conclude that something as small and concrete as interpersonal benevolence can be entwined with current and future issues of global importance.

Author contributions: N.J.V.D., R.O.M., and P.A.M.V.L. designed and led the research; N.J.V.D., R.O.M., E.A.-M., U.A., W.T.A., L.B., R.B., I.B., N.R.B., X.-P.C., K.B.D., J.B.E., K.E., H.E., S.F., J.F., S. Gächter, C.G., R.G., S. Graf, K.G., S. Guimond, M.H., E.I.-B., J.J., G.K., K.K., T.K., Y.K., D.M.K., A.-A.K., S.L., G.J.L., N.P.L., Y.L., B.M., Z.M., A. Mashuri, A. Mok, K.S.M., L.M., A.N., C.P., M.J.P., K.R.-W., C.P.R.F., C.R., S.S., C.S., A.W.S., P.S., Y.T., S.U., L.v.d.M., S.W., Y.W., B.W., O.W., T.W., F.W., J.W., and J.C.Y. performed research and provided feedback on the drafts; M.G. and A.R. analyzed data; R.O.M. and E.I.-B. processed data; and N.J.V.D. and P.A.M.V.L. wrote the paper.

The authors declare no competing interest.

This article is a PNAS Direct Submission.

This open access article is distributed under Creative Commons Attribution-NonCommercial-NoDerivatives License 4.0 (CC BY-NC-ND).

<sup>1</sup>To whom correspondence may be addressed. Email: n.j.van.doesum@fsw.leidenuniv.nl.

<sup>2</sup>N.J.V.D. and P.A.M.V.L. contributed equally to this work.

<sup>3</sup>Deceased February 11, 2018.

This article contains supporting information online at <https://www.pnas.org/lookup/suppl/doi:10.1073/pnas.2023846118/-DCSupplemental>.

Published August 23, 2021.

research to date has not offered much evidence regarding this rather common form of cooperation. Hence, the goal of the present research is to provide such information in a large-scale comparison of SoMi across 31 industrialized countries and regions. To identify potential explanations, we additionally examine possible associations between SoMi and several relevant country-level variables like income, inequality, collectivism, trust, and environmental performance.

**SoMi and Low-Cost Cooperation.** In the current literature, cooperation typically involves a cost: In an interdependent situation, people face a choice between increasing their private gains (or reducing private losses) or increasing the greater good. Although there may be situations in which self-interest aligns with what is good for others (10), many situations require some give and take in which personal costs are incurred to reach a greater goal. Decades of research have yielded considerable progress on the scientific understanding of this kind of behavior, providing numerous explanations for cooperation. For example, reciprocity and concern for reputation seem to promote cooperation more than conformity (11, 12). In most cases, costs are made strategically, based on outcome distributions with specific self–other allocations that are explicitly described in the task instructions. Examples are dictator games (13) or measures of social value orientation (SVO), in which participants divide money or valuable points between themselves and someone else (14, 15). The material outcome is important and cooperation always costly. Conclusions from such research do not automatically apply to the domain of low-cost behaviors that are such an intricate part of what is commonly understood as cooperation.

The primary distinction of SoMi is that instead of weighing material costs and benefits, it implies a “social mind” to recognize and meet others’ needs and wishes in the present moment at little to no cost to the self. Summarizing the construct as introduced in previous literature (2, 3), SoMi entails benevolence with regards to the needs and interests of others. More specifically, the projected outcome of socially mindful behavior is realized at the interpersonal relation level and not through the exchange of goods or services (e.g., helping). A target’s feeling of being acknowledged and valued often matters as much or more than material considerations (16, 17). Returning to our wine selection example, it does not matter whether Alex (the second chooser) eventually picks the Cabernet or the Merlot; the best outcome is that Alex notices that Mary has left some choice. Thus, the construct of SoMi reflects to what extent people consider others and demonstrate their broader awareness of others when making decisions with wider consequences (2).

SoMi can be shaped by a variety of factors that are based on the self (e.g., individual differences) and others (e.g., social context). For example, research on individual differences shows rather stable associations with traditionally prosocial personality traits (4). SoMi predicts charitable giving (18) and prosocial behavior in organizations (19). Furthermore, neural patterns when making socially mindful decisions are consistent with mentalizing and perspective-taking (20). From a perceiver’s perspective, being socially mindful promotes cooperative behaviors in others (21). At the same time, SoMi is influenced by how well one knows the others that are part of an interaction or how trustworthy they are deemed to be based on face perceptions (3). In intergroup contexts, people can be less socially mindful—to the point of being socially hostile—when interacting with outgroup members (5) or higher-class targets (6).

To be socially mindful, people need to realize that their individual decisions will affect the current situation for others as well as for themselves. It requires having a theory of mind and/or perspective-taking to realize that they can make other-regarding choices. This seems especially important for behaviors that come at little to no costs to the self, such as acts of thoughtfulness, generous gestures, or simple kindness. However, just seeing the possibility is not enough; action is required as well. SoMi encapsulates this

combination of seeing the possibility of low-cost other-regarding decisions and acting upon it (3).

SoMi thus provides a perspective on prosociality that emphasizes the importance and influence of basic social awareness in decision making in interdependent situations (2). For example, to behave prosocially by giving an interaction partner the chance to talk, one needs to realize that the other may have the desire to do so. Or closer to our operationalization, one needs to see that taking a unique product from a shared set (e.g., the one glass of Merlot among three glasses of Cabernet Sauvignon) will constrain others’ subsequent choice. Because people usually appreciate choice and tend to experience having choice as rewarding (22), providing others with a choice can be construed as socially mindful.

Lastly, SoMi can “prime the pump” for the development of cooperation. In interdependent contexts, full cooperation is rarely realized straight away. Rather, there are complex dynamics—interacting decision makers may start with small moves, reading the situation and perhaps signaling their cooperative intent. These dynamics facilitate reciprocity and the growth of trust-based cooperation, building on existing social preferences. SoMi can be a precursor to these dynamics, and decision makers who are more socially mindful may actualize the benefits of cooperation more readily than those with low SoMi, and its presence may facilitate the emergence of collectively efficient dynamics.

In the current research, we used the SoMi paradigm to measure SoMi (2, 3). In a dyadic allocation task, the first mover picks a product from a product set, and the second mover picks a product from the remaining items (similar to the wine selection example). The first mover is considered to be socially mindful if the second mover still has choice (i.e., has more than one type of product to choose from). The costs involved are limited to the mental effort spent on considering the options for self and other, and possibly foregoing one’s own slight preference among basically equivalent products of very modest material value (*Materials and Methods*). This makes SoMi a specific form of low-cost cooperation. By not relying on language comprehension, the SoMi paradigm furthermore offers an intuitive and nonverbal way to assess SoMi, which is yet another distinction from many extant measures of cooperation that makes it especially suitable for cross-national research.

**Cross-National Perspectives.** The cross-national perspective on cooperation has generated strong interest in recent years. Prosocial tendencies, assessed via behavior in ultimatum bargaining games, dictator games, and public goods dilemmas, as well as instrumental cooperation in the form of punishing free riders, show considerable variation across diverse cultures and populations (8, 23, 24). These findings suggest societal differences in cooperative strategies—the ways in which individuals and groups seek to promote cooperation through reciprocity or punishment. However, these conclusions are predominantly based on outcome interdependence settings in which cooperation typically entails high costs that are material in nature; much less is known about societal or regional differences in situations where costs are negligible and outcomes are not material.

The current research extends existing cross-national comparisons of cooperation by investigating SoMi as a specific form of low-cost cooperation in which credibly showing benevolence is more important than the material outcome. Given the relative scarcity of research on cross-national differences in prosociality, this investigation may be described as empirical, curiosity-driven research. Our empirical model has two steps. First, we investigate cross-national variations in SoMi among modern, industrialized, and digitalized societies (*cf.* ref. 8). Second, we examine whether such differences would be related to broader manifestations of prosociality and societal functioning, using three themes derived from the broader literature on cooperation: 1) trust and social preferences, 2) key variables of societal and economic functioning, and 3) demographics.

Examined in the first theme, trust and reciprocity are a given in cooperation research (25, 26), next to social preferences (14, 27). Assuming that prosociality as measured using ultimatum game offers and helping strangers has been found to decrease with a country's economic productivity, our second theme examines the link of SoMi with quantified indicators of national prosperity and inequality like gross domestic product (GDP) as well as the income inequality (Gini) index (9, 28). Furthermore, straightforward explanations could be found in collectivistic versus individualistic orientations. Hence, we include Hofstede's cultural dimensions (29)—with the caveat that this particular conceptualization is not undisputed. We furthermore enter previously used country-level indices like civic cooperation (30), competitiveness, rule of law (26), democracy, religiosity (31), and environmental performance (EPI) (32). The latter is meant to see if local explanations for cooperation relate to a general sense of SoMi in which benevolent interest in others includes general care for the shared environment within nations. In the third theme, we examine if age, education (self and parental), socioeconomic status (SES) (33), and other common factors are related with SoMi, both at individual and country level.

**Present Research.** Although urbanized western cultures are well represented in our samples, we aimed to cast a wider net over the world to include modern, industrialized, and digitalized nations and regions from, for example, Eastern Europe (Czech Republic, Poland, Romania, and Russia), the Middle East (Israel and Turkey), East Asia (China [including Hong Kong], India, Indonesia, Japan, Singapore, and South Korea), Latin America (Argentina, Chile, and Mexico), and Africa (Pretoria region of South Africa). An overview of the specific samples and targeted countries and regions is provided in *Materials and Methods* and illustrated in Fig. 1; see *SI Appendix, Table S1* for details.

Remarkably, some cross-cultural experiments, even among nonwestern societies, have revealed little variation among college students (34). Still, we targeted younger people (aged 18 to 25), often students in social or behavioral sciences, exactly because a sample of young, well-educated participants as often used in past research would provide a relatively conservative test to build upon in the future. Moreover, the relative homogeneity of student samples makes it more likely that national differences in SoMi reflect true cultural differences and not some other variables like age or education (35).

We explored SoMi in two subsequent steps: 1) are there cross-national differences, and if yes, 2) can we relate these to trust-based measures and social preferences, economic-, environmental-, and/or morality-oriented indices at country level, or selected demographic variables? Although expecting to see differences in country scores, we decided to advance no formal hypotheses regarding ranking or the direction of possible associations with our selection of country-level variables. To distinguish between individual and cross-national differences, we also examined SoMi at individual level. Finally, we used SVO as an established way of measuring costly, outcome-oriented preferences (15) to compare to and illustrate SoMi.

## Results

### SoMi.

**SoMi across countries.** First, we established that countries differed in SoMi. Results showed that the variance was larger than zero, likelihood ratio test (LRT) (1) = 525.34,  $P < 0.001$ . To provide converging evidence, we also estimated an ordinary least squares (OLS) ANOVA on SoMi as outcome variable and country as predictor. This showed a significant main effect,  $F(30, 8,323) = 22.27, P < 0.001$ , proving the between-countries variability to be statistically larger than the average within-country variability. Finally, a Kolmogorov–Smirnov test showed that the distribution

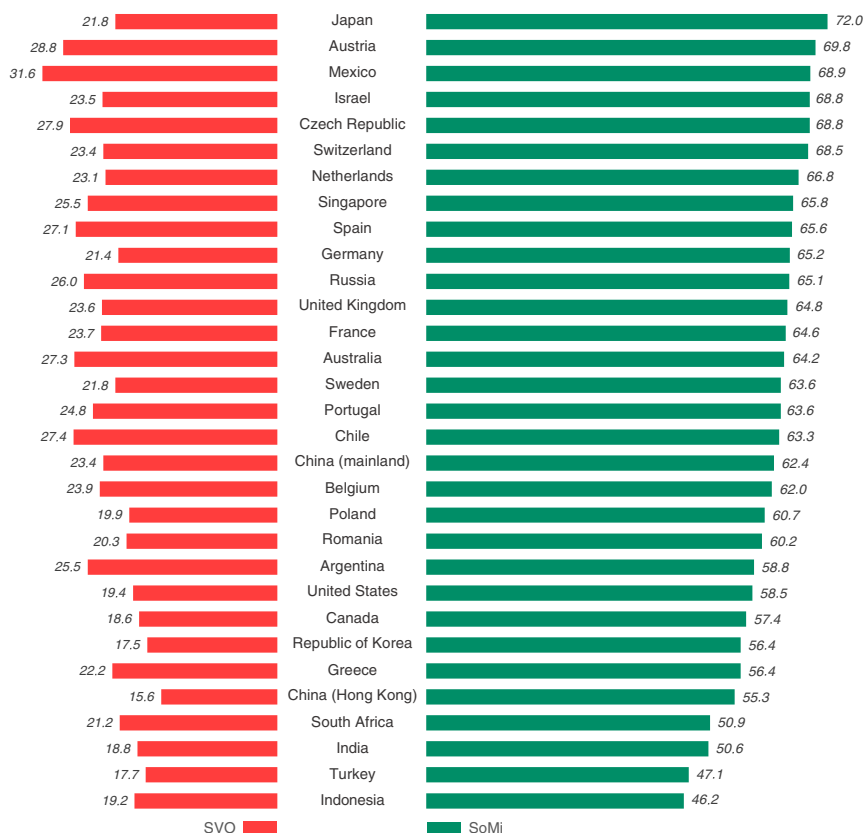


Fig. 1. Distribution of means for SoMi (Right, ranked low to high) and SVO (Left) per country/region.

of the country means was not uniform as would have been expected by chance ( $P < 0.001$ ). Ranking and an overview of means are provided in Fig. 1. See *SI Appendix, Table S2* for more details. Combining the three tests, we can confidently conclude that the size of SoMi variability across countries is well above within-country average variability and above sampling error. Moreover, we found no sizable correlation between sample size  $N$  and the means of SoMi across countries ( $r = -0.0109$ ), nor with the countries' SDs ( $r = -0.0042$ ).

**Simple relations.** Next, we looked at simple relations at individual and country level. Table 1 shows that SoMi was positively related with SVO, both at the individual ( $0.25$ ,  $P < 0.001$ ) and at the country level ( $0.68$ ,  $P < 0.001$ ). This means that within each country, greater prosocial orientations were associated with greater SoMi. The strong associations at both levels of analysis provide evidence for meaningful shared as well as unique contributions of both variables to prosocial behavior (18). Although a very small effect, trust in others was associated with SoMi at the individual level but not at county level. Trust perceived by others was not related with SoMi at individual or country level. Note, however, that the reliability for both trust scales was rather low ( $\alpha = 0.58$ ). Also note that measures of trust and SVO were taken at the same time as SoMi (endogenous), unlike the demographic variables (exogenous). See *SVO* for more SVO results.

Table 1 also provides the demographic results. Generally speaking, SoMi was not meaningfully associated with these variables at an individual level, which was stable across countries. Even though the correlations with age, gender, and subjective SES were statistically significant, this was mainly due to the large sample size. The effect sizes were so small that they can be considered negligible. At country level, SoMi was positively associated with parental education and negatively with SES and number of sisters.

In Table 2, we report associations between SoMi and selected key variables that only vary at the national level. SoMi was positively associated with economic prosperity as reflected in GDP and gross national income (GNI) (both per capita), rule of law, economic competitiveness, and above all, EPI. On the other hand, SoMi was negatively associated with income inequality (Gini index,  $P = 0.051$ ) and religiosity. Among the Hofstede dimensions, only power distance was associated with SoMi, suggesting that less distance goes together with greater SoMi; we did not find associations between individualism versus collectivism and SoMi.

**Table 1. Bivariate relations with SoMi within the domains of trust and SVO and demographic variables, at individual and country level**

	Individual level					Country level				
	ICC	$\beta$	$t$	$df$	$p$	$\beta$	$t$	$df$	$p$	
Trust and SVO										
SVO	0.37	0.25	22.64	7,861	<0.001	0.68	4.91	28.03	<0.001	
Trust	0.51	0.03	2.24	7,748	0.025	0.02	0.13	28.02	0.900	
Perceived trust	0.51	0.00	0.29	7,721	0.776	-0.07	-0.39	28.01	0.702	
Demographics										
Education	0.50	0.02	1.83	7,645	0.067	0.24	1.32	28.00	0.198	
Parental education	0.43	-0.00	-0.14	7,604	0.888	0.52	3.23	28.07	0.003	
Age	0.49	0.02	1.96	7,675	0.050	0.30	1.67	28.01	0.106	
Gender	0.51	-0.02	-2.14	7,676	0.033	0.16	0.87	28.07	0.391	
Income	0.49	-0.01	-0.85	7,594	0.398	0.28	1.56	28.06	0.130	
SES	0.47	-0.03	-2.70	7,612	0.007	-0.38	-2.20	28.00	0.036	
Brothers (number)	0.51	0.01	1.00	7,647	0.319	-0.18	-0.96	28.04	0.343	
Sisters (number)	0.48	0.01	0.51	7,646	0.609	-0.37	-2.09	28.09	0.046	

SVO, social value orientation; Gender: male, 1; female, 2; SES, socioeconomic status;  $\beta$  may be interpreted as correlation coefficient.

**Table 2. Country-level bivariate relations with SoMi across three domains.**

	ICC	$\beta$	$t$	$df$	$p$
Key Variables					
Trust (WVS)	0.45	0.27	1.51	25.09	0.144
Religiosity	0.41	-0.42	-2.55	25.14	0.017
Civic cooperation	0.44	0.30	1.71	25.08	0.099
Rule of law (2015)	0.45	0.45	2.56	26.03	0.016
Democracy index (2014)	0.50	0.23	1.23	28.01	0.229
Competitiveness	0.47	0.39	2.24	28.12	0.033
Freedom Index	0.48	-0.31	-1.75	27.97	0.091
EPI	0.39	0.61	4.00	27.02	< 0.001
Hofstede dimensions					
Power distance	0.44	-0.42	-2.48	27.03	0.020
Individualism	0.47	0.30	1.67	27.05	0.107
Masculinity	0.48	0.21	1.13	27.02	0.267
Uncertainty avoidance	0.49	0.11	0.60	27.10	0.555
Long term orientation	0.50	0.16	0.87	28.05	0.392
Indulgence versus restraint	0.49	0.28	1.49	27.10	0.149
Economic indices					
GDP P/C (2015)	0.45	0.46	2.76	28.06	0.010
GNI P/C (2015)	0.46	0.47	2.68	27.05	0.013
Gini index	0.47	-0.36	-2.04	28.01	0.051

EPI, environmental performance index; GDP P/C, gross domestic product per capita; GNI P/C, gross national income per capita; Gini Index, income inequality;  $\beta$  may be interpreted as correlation coefficient.

**Prediction Models.** To generate a broader picture and to identify the best predictor(s) overall, next we compared multiple models in which predictors were considered together (7). Note that these models were used to statistically support the associations and do not imply causal inferences. We found that among all variables, EPI was the best (and only) predictor of SoMi,  $b = 0.04$ ,  $SE = 0.01$ ,  $t(28.32) = 4.12$ ,  $P < 0.001$ , suggesting that greater SoMi is associated with greater concern with protecting the environment.\* See Fig. 2 for a scatterplot.

**SVO.** First, the variance of SVO across countries was larger than zero LRT ( $1) = 306.01$ ,  $P < 0.001$ . An OLS ANOVA with SVO as dependent variable and country as independent variable revealed a significant main effect,  $F(30.00, 7,990.00) = 14.07$ ,  $P < 0.001$ ; a Kolmogorov-Smirnov test indicated that the distribution of the country means was not uniform ( $P < 0.001$ ). The means are illustrated in Fig. 1, showing differences in ranking between SoMi and SVO as well as a general positive association as reported in *Simple Relations*. At step two (simple relations), SVO followed a different pattern than SoMi: SVO was not associated with most of the demographic variables at individual level. Even though correlations were significant for education (positive) and SES (negative), the effect size was small enough to be considered negligible and the significance a result of such a large sample. At country level, education was positively associated with SVO,  $\beta = 0.50$ ,  $P = 0.005$ . However, we found practically no associations with our selected key variables and economic indices; only indulgence versus restraint (Hofstede) was significant,  $\beta = 0.48$ ,  $P = 0.010$ . SVO results are summarized in *SI Appendix, Tables S2–S4*. We conclude that SoMi and SVO are meaningfully associated, such that they provide evidence for convergence and uniqueness and that the patterns of correlations with demographic variables, trust, and societal and economic variables show that SoMi functions differently from SVO.

\*The association of EPI with SoMi is also significant after Bonferroni correction ( $P < 0.001$ ).



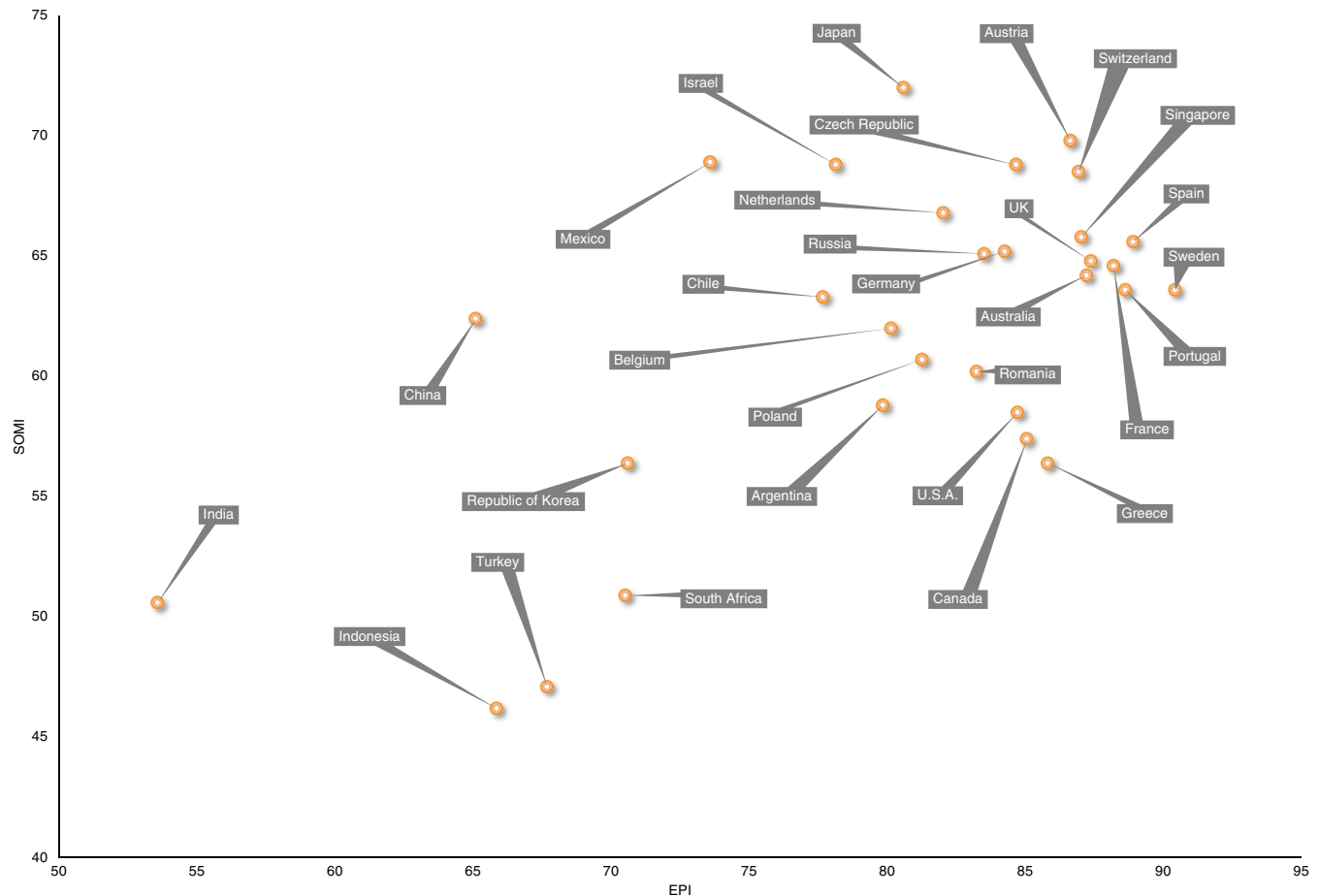


Fig. 2. Scatterplot of SOMI and EPI per country/region.

## Discussion

Large-scale, industrialized societies differ in low-cost cooperation as operationalized using SoMi; in this broad overview, we found strong support for substantial cross-national variation (Fig. 1). This confirms that research on cooperation should look at nation-level differences (cf. ref. 28). Across three broad themes, SoMi was associated with individual trust and SVO and some societal and economic indices (religiosity, power distance, GDP, and Gini) but most strongly with the level of EPI within the targeted countries. We also found limited associations with demographic variables (parental education and SES). Ranking and pattern of associations for SoMi and SVO overlapped meaningfully but not substantially, confirming that low-cost cooperation should be investigated independently from costly cooperation.

Our primary aim was to provide an overview of cross-national differences in SoMi. The proportion of socially mindful decisions differed considerably across the samples in our study. Scores ranged from 46.2 (Indonesia) to 72.0% (Japan), with a gradual incline between the lowest and highest values (see Fig. 1). This pattern indicates that low-cost cooperation varies across nation-based populations and should be further investigated. Other than costly cooperation measured using tasks with monetary consequences, there is little research on nonmonetary, low-cost cooperation, even though “social life also involves low-cost cooperation, such as information sharing, showing respect, and conveying appreciation such as gratitude and compliments” [(36), p. 503].

Exploring potential mechanisms in a second step, we organized selected variables in three broader themes. Within the first theme, trusting others was associated with SoMi at individual level but not at country level. A common factor in research on costly cooperation

(26, 30, 37), this finding could suggest that functional trust in low-cost cooperation is different from how trust operates in costly cooperation; however, scale reliability was low, and conclusions should be treated with caution. Looking at social preferences, we did find the expected positive association with SVO, which was moderate at individual level and larger at country level (4). Fig. 1 illustrates this correlation but at the same time shows clear differences of where countries are on the list. This distinction is corroborated by a fully different pattern of associations in step two of the analyses across all three themes. Only level of education seems to provide common ground, but even there it concerns parental (SoMi) versus individual (SVO) education. Together these findings provide evidence for the unique place of low-cost cooperation in general and SoMi in particular within the broader concept of human cooperation.

The second theme, investigations of selected societal variables and economic indices at country level, showed higher levels of SoMi for countries with lower levels of religiosity. This brings to mind that the common positive association between religiosity and subjective well-being strongly depends on societal factors; difficult life circumstances predict higher religiosity and thus greater well-being (38). SoMi seems associated with easier life circumstances, as indicated by associations with GDP, GNI, and Gini. We did not measure individual level religiosity, however, which makes it unclear if and how religiosity and SoMi are connected at the personal level. The simple relation between religiosity and cooperation in the literature (e.g., ref. 39) would suggest a positive association (but see refs. 26 and 40), and the community aspect of many religions could well promote SoMi, at least within one’s own community (2, 5). Additionally, the democratically installed and maintained rule of law showed a positive association

with SoMi. The negative association with power distance (Hofstede dimensions) points in the same direction: SoMi—low-cost cooperation—is not driven by obeying those in power but by truly interpersonal relations in which others are seen and acknowledged as equals living under the same norms (3).

Following the third theme, SoMi was not correlated at individual level with most of the demographic variables we investigated. Although several correlations were statistically significant, effect sizes were generally too small to be meaningful. At country level, we found that SoMi was positively associated with parental education but negatively with SES. Seemingly contradictory, both parental education and SES are used as operationalizations of social class. One explanation for the divergent pattern is that parental education reflects what often is described as cultural capital, or class background (41), whereas the social ladder as a measure of subjective social class is based on one's actual economic assessment, or class foreground (42, 43). Foreground and background complement each other but do not automatically overlap. That SoMi is positively related with background cultural capital but negatively with foreground economic hierarchy once more underlines that SoMi skips the economic costs. It also shows that social class is and remains a complex and multifaceted phenomenon to define (6).

Among all potential mechanisms we investigated, one solid effect needs to be highlighted. The country-level association between SoMi and EPI that washed out all other relations in our final model suggests that prosocial tendencies may not only be revealed in people's orientation toward individual strangers but also toward a collective of strangers with a broader concern for environmental sustainability. This broader concern specifically combines protection of environmental health with the protection of ecosystems (44). The positive association connects with growing research on the social aspects of biodiversity conservation and sustainability initiatives that suggests that greater social capital is accompanied by greater and more successful environmental protection (45, 46), possibly a form of collective action (47). In terms of the SoMi paradigm, SoMi may not only reflect how people leave others choice at a micro level but also how they may want to leave the broader community of others a reasonably healthy earth to live on at a macro level. SoMi, then, is shaped by a socially interconnected environment in which the awareness of a "we," "us," and "our future" may all be equally accessible units of thought and action. Among other things, this may promote a social and political climate that helps recognize, address, and reduce climate change.

In the end, what best explains the general picture? Considering all findings, we suggest that SoMi may be conceptualized as a specific and effective expression of social capital (47–50), a comprehensive perspective on society with important implications for its development and functioning (30). Following one of the definitions, the economic function of social capital is to diminish the costs of formal coordination tasks by using informal social communication channels (51). From a relational perspective, such capital materializes through social interactions that include low-cost cooperation. Requiring no monetary or otherwise effortful investments to acknowledge, confirm, and promote high-trust social relationships, SoMi would be specifically set up to do so; the socially mindful person signals benevolence and trustworthiness (2, 3, 21). A promising connection with social capital is also suggested in the ranking of our locations: Japan, highest on the SoMi list, is traditionally known for stressing the value of social capital (52), and ranks 12th (of 180) on the Global Sustainable Competitiveness Index social capital world index (53), while Indonesia, lowest on the SoMi list, ranks 70. A simple bivariate correlation without corrections learns that SoMi and social capital scores are associated at  $r(30) = 0.56, P = 0.002$ . Although quantifying social capital is difficult, this is corroborated by the relations we found between SoMi and the ensemble of variables lead by EPI and followed by economic indices (GDP, GNI, and Gini), rule of law, power distance, individual and generalized trust, and civic cooperation (tendency only), which all in

their own way have been connected to presence and development of social capital (45–47, 51). Future research could develop this.

**Limitations and Future Research.** It should be noted that our findings specifically pertain to low-cost cooperation as measured using SoMi and that different results may be obtained when material costs of cooperation become high(er). Higher costs could make self-related thoughts more salient and thus may move people away from a "we mode" of thinking that is more natural for low-cost cooperation. Moreover, our explanation of SoMi as low-cost prosociality is mainly theoretical. To complete our tests, future research could compare SoMi with specific other forms of low-cost (e.g., helping that does not require time or effort) and costly cooperation (e.g., dictator or ultimatum games) in terms of important background psychological variables like personal values, personality (4, 54, 55), trust, intra- and intergroup dynamics, generalized reciprocity, and identification with the collective (56). One suggestion would be that low-cost cooperation is more common and even more intuitive than high-cost cooperation (57, 58). Numerous daily situations lend themselves to simple decisions that reflect regard for others—see our wine choice example—and have more important outcomes at the relational level than with regards to resource allocation. This makes it likely that for many individuals, kind behaviors are a matter of habit without much deliberation, but only when it does not cost them.

Importantly, the current data provide preliminary evidence; confirmatory research is certainly needed. Our findings are based on a cross-national investigation among mostly young, college-aged individuals, mainly in cities with reasonable access to universities or other institutions of higher education. As much as this constrains generalizability, however, the strength of this approach is that it provided much-needed experimental control and comparability between samples in this initial research. For a next step, more general samples could be targeted. Moreover, the mechanisms we examined were derived from three common theoretical frameworks but, given the novelty of the construct to cross-national comparisons, remain largely exploratory. For example, there may be factors we have not included that could shed more light on why SoMi varies across nations and regions. Hence, we strongly recommend follow-up research to include different samples that are representative of other parts of the population and use complementary experimental designs.

## Conclusion

Altogether, the current research adds more pieces to the intriguing puzzle of human cooperation. First, we established that there is considerable cross-national variation in low-cost cooperation such as SoMi. Second, SoMi is meaningfully associated with SVO, showing common ground with and differences from cooperation that highlights (material) outcomes and costs to self. Third, SoMi is associated with collectively protecting environmental health and ecosystem vitality in the broadest sense (47). This finding suggests that variations in a simple concept like SoMi can be linked to highly consequential outcomes at societal level. We suggest that, ultimately, a comprehensive prosocial package from SoMi to environmental concern is adaptive for any society that faces increasing interdependence beyond one's own community, such as international trade or pending conflicts, along with the collective challenge of scarcity in natural resources which impacts future generations of humans and other species.

## Materials and Methods

All materials are provided in *SI Appendix*.

**Experimental Design.** To examine potential cross-national differences in SoMi, we designed a standardized questionnaire that was distributed electronically to the participating researchers and laboratories. Our variables of interest were embedded in a larger project on global differences in social

**Table 3. Country-level variables; descriptions and sources**

	Description	Source
Civic cooperation	Norms for civic cooperation.	World Value Survey (wave 6): missing values added from European Values Study. Computed following (30).
Competitiveness	The Global Competitiveness Index follows the performance of countries on 12 facets of competitiveness.	2015 World Economic Forum (62).
Democracy	Countries' state of democracy based on five categories: Electoral process and pluralism, civil liberties, the functioning of government, political participation, and political culture.	Economist Intelligence Unit; <a href="http://www.eiu.com/Handlers/WhitepaperHandler.ashx?fi=Democracy-index-2014.pdf&amp;mode=wp&amp;campaignid=Democracy0115">http://www.eiu.com/Handlers/WhitepaperHandler.ashx?fi=Democracy-index-2014.pdf&amp;mode=wp&amp;campaignid=Democracy0115</a> .
EPI	The EPI ranks countries on 24 performance indicators across 10 issue categories covering environmental health and ecosystem vitality. This provides a measure of how close countries are to established environmental policy goals.	<a href="http://epi.yale.edu">http://epi.yale.edu</a>
Freedom index	Degree of freedom available to journalists, constructed from expert responses on countries' pluralism, media independence, media environment and self-censorship, legislative framework, transparency, and the quality of the infrastructure that supports the production of news and information.	World Press Freedom Index 2015; <a href="https://rsf.org/en/ranking/2015">https://rsf.org/en/ranking/2015</a> .
GDP/GNI	Gross Domestic Product/Gross National Income.	World Bank (US2005 constant), values 2014, 2015; <a href="http://data.worldbank.org">http://data.worldbank.org</a> .
Gini	Coefficient of income inequality.	<a href="https://www.cia.gov/the-world-factbook/about/archives/">https://www.cia.gov/the-world-factbook/about/archives/</a> (29); see also <a href="http://www.geerthofstede.nl">http://www.geerthofstede.nl</a> , <a href="http://www.geerthofstede.com">http://www.geerthofstede.com</a> .
Hofstede dimensions	Six basic dimensions of culture: Power Distance (PDI), Individualism (IDV), Masculinity (MAS), Uncertainty Avoidance (UAI), Long Term Orientation (LTO), and Indulgence versus Restraint (IVR).	
Religiosity	"Important in life: Religion."	World Value Survey (wave 6); European Values Study.
Rule of law	"The restriction of the arbitrary exercise of power by subordinating it to well-defined and established laws" (New Oxford American Dictionary).	<a href="http://databank.worldbank.org/data/reports.aspx?source=worldwide-governance-indicators&amp;preview=on#">http://databank.worldbank.org/data/reports.aspx?source=worldwide-governance-indicators&amp;preview=on#</a>
Trust	"Most people can be trusted."	World Value Survey (wave 6); European Values Study.

preferences. For instance, the full questionnaire contained two different measures of SVO. In the current paper, we focus on SoMi as outcome variable. Because it provides a linear, noncategorical measure of SVO, we include the SvoSlider for explanatory purposes; cross-national results for both SVO measures may be further reported and discussed in detail elsewhere. The questionnaire contained some further items that did not pertain to the current research question and are not reported here. A complete list of variables is provided in *SI Appendix*.

**Samples and Participants.** Data were derived from 46 independent samples, involving 31 countries and regions across the globe (for details, see *SI Appendix, Table S1*). To target comparable samples across nations, we primarily targeted student populations between 18 and 25 y of age. Overall, we collected responses from 10,353 individuals. After omitting a number of incomplete answers, we were able to compute a valid SoMi score for 8,354 participants (2,916 males, 4,913 females, and 525 did not report),  $M_{age} = 21.98$  y,  $SD = 5.19$ .

**Procedure and Materials.** Data were collected in the course of 2015. Because a general proficiency in English was expected in most academic settings, the survey was presented in English where possible. However, when deemed necessary by the local research team, the survey was translated into the relevant native language. Our main focus was on students in psychology and/or social sciences, but depending on the population of the local university, students from other areas (i.e., business or economics) were also invited. Where possible, experiments were held in the local research facilities (a dedicated laboratory) or else the survey was distributed online to specifically targeted participant pools. Participation incentives (i.e., monetary compensation, course credits, lottery draws, or no monetary incentive) were offered based on local reimbursement norms for completing such a survey (*SI Appendix, Table S1*). General ethics approval was provided at the Vrije Universiteit Amsterdam, complemented by

local approval at various research locations. All participants provided informed consent.

SoMi was measured using the SoMi paradigm. As described in previous research (2), this dyadic task entailed participants choosing one product from an array of products shown onscreen as the first of two people, without replacement. The (imaginary) other person was "someone you haven't met before, and will not knowingly meet again in the future." The ratio of products varied between one unique versus two identical products and one unique versus three identical products. An example would be one red among two green apples or one yellow among three blue baseball hats. Taking one of the nonunique products (e.g., a green apple or a blue hat) was scored as socially mindful because it preserved choice for the other person. Control trials offered two versus two or three identical products. For visualizations, see *SI Appendix* or <http://www.socialmindfulness.nl>. There were 24 trials in total that included 12 experimental and 12 control trials, using 12 separate categories of products, all offered in fully randomized order. SoMi was calculated as the percentage of socially mindful choices across experimental trials.

For validation and comparison (3, 4) we measured SVO using the SvoSlider, consisting of six consecutive (hypothetical) allocations of money between self and other, resulting in orientations that range from competitive to altruistic; higher numbers indicate higher cooperation (15). We furthermore assessed standard demographics like age and gender and exploratively asked about the number of brothers and sisters (to check associations with family size), SES (42), relative income (far below to far above average), and parental education (less than high school to professional degree). We also measured general trust (three items, e.g., "I completely trust most other people;"  $\alpha = 0.58$ ) and perceived trust (three items, e.g., "I think that most other people completely trust me;"  $\alpha = 0.58$ ) (59). The reliability of these latter scales was rather low, limiting the strength of the conclusions.

At the analysis phase, we related SoMi with various country level variables, including GDP, GNI, the Gini inequality index, the EPI, the Hofstede dimensions (29), and trust as measured in the World Value Survey. See Table 3 for an overview, a brief description, and source references. We did the same for SVO.

**Analytical Strategy.** To examine if countries differed in SoMi, we performed a linear mixed model with SoMi as outcome variable, random intercepts across countries, and only the intercept as fixed effect.<sup>†</sup> The variance of intercepts across countries (i.e., the differences between country means) was tested with a LRT. This was complemented by an OLS ANOVA on SoMi as outcome variable and country as predictor. A Kolmogorov–Smirnov test was used to check uniformity in the distribution of the country means.

Simple relations at individual and country level were estimated using linear mixed models. In each model, SoMi was the outcome variable and each variable, in turn, the predictor. Country was the cluster variable for which we estimated the variability of random coefficients. The relation between SoMi and the variable was set both as fixed (average) and random (varying) effects, random across country. Similarly, the intercepts were set as random effects varying across countries. The variables were standardized in such a way that the relation between SoMi and each variable was decomposed in two independent effects: The relations within country (individual level) and the relation at country levels. The former effect can be interpreted as a standard (Pearson) correlation, corresponding to the average correlation across countries; the latter as the correlation one would obtain if the relation was computed on the means of countries in the variables (country level). Nonetheless, all estimations and tests were done on the whole sample. The models presented here also allowed us to estimate the variance of the random effects (intercepts and coefficients).

<sup>†</sup>Strategy for SVO was identical. For a robustness check and alternative analyses for SoMi as a proportion, see *SI Appendix*.

To estimate the relation between SoMi and selected key variables that only vary at the national level, we report bivariate relations across three main domains (Table 2). The data were standardized such that the  $\beta$ -coefficients can be interpreted as the correlation between SoMi and the variable at the country level. The results are therefore very similar to Pearson correlations estimated on the average SoMi score of each country and its value in the target variable. However, parameters and tests were derived and run on the whole sample. From the available economic indices, we used variables per capita to prevent confounds from the size of the country population. GDP was log-transformed to linearize the relation with SoMi.

We standardized variables and ran all mixed models using R (package lme4) (60) with country (level 2) as the clustering variable. After comparisons with other models through the Akaike and Bayesian information criteria, we selected the model with the best fit (61).

**Data Availability.** Data and associated protocols have been deposited on the Open Science Framework (<https://osf.io/8w2mg/>).

**ACKNOWLEDGMENTS.** C.P. passed away during the time we were working on the manuscript; we are grateful for his valuable contributions to this research. We thank Daniel Balliet for his helpful comments on an earlier draft of this manuscript. Research was supported in part by the Dutch Research Council (NWO) under Grant No. 022.003.040, awarded to P.A.M.-V.L. The contributions of M.H. and S. Graf were supported by Grant No. 20-012145 from the Czech Science Foundation and by Rozvoj Výzkumné Organizace (Development of a Research Organization): RVO 68081740 of the Institute of Psychology, Czech Academy of Sciences. The contribution of R.G. was supported by the Centre for Social Conflict and Cohesion Studies (ANID/FONDAL 15130009) and the Center for Intercultural and Indigenous Research (ANID/FONDAP 15110006). The contribution of G.J.L. was supported by Standard Research Grant No. 410-2010-1221 from the Social Sciences and Humanities Research Council of Canada. The contributions of S. Gächter and O.W. were supported by the European Research Council Grant No. ERC-AdG 295707 COOPERATION.

<sup>a</sup>Social, Economic and Organisational Psychology, Institute of Psychology, Leiden University, 2300 RB Leiden, The Netherlands; <sup>b</sup>Department of Experimental and Applied Psychology, Institute for Brain and Behavior Amsterdam, Vrije Universiteit Amsterdam, 1018 HV Amsterdam, The Netherlands; <sup>c</sup>Knowledge Centre for Psychology and Economic Behaviour, Leiden University, 2312 HS Leiden, The Netherlands; <sup>d</sup>Department of Economics, University of Zürich, 8006, Zürich, Switzerland; <sup>e</sup>Morningstar Investment Management, Chicago, IL 60602; <sup>f</sup>Faculty of Psychology, University of Milano-Bicocca, 20126 Milan, Italy; <sup>g</sup>Department of Psychology, Ben Gurion University of the Negev, Beer-Sheva, 8410501, Israel; <sup>h</sup>Department of Social Psychology, Institute of Psychology, University of Graz, 8010 Graz, Austria; <sup>i</sup>Department of Psychology, The Chinese University of Hong Kong, Shatin, NT, Hong Kong, China; <sup>j</sup>Department of Applied Psychology, School of Humanities and Social Sciences, Fuzhou University, Fuzhou, Fujian 350108, China; <sup>k</sup>Department of Psychology, University of Copenhagen, 1353 Copenhagen K, Denmark; <sup>l</sup>Department of Economics, University of Copenhagen, 1353 Copenhagen K, Denmark; <sup>m</sup>Copenhagen Center for Social Data Science, University of Copenhagen, 1353 Copenhagen K, Denmark; <sup>n</sup>Department of Clinical and Legal Psychology, Moscow State University of Psychology and Education, Moscow, Russia, 127051; <sup>o</sup>Sonoco International Business Department, Darla Moore School of Business, University of South Carolina, Columbia, SC 29208; <sup>p</sup>Department of Management and Organization, Michael G. Foster School of Business, University of Washington, Seattle, WA 98195; <sup>q</sup>School of Social Sciences, Department of Psychology, University of South Africa, 0003 Pretoria, South Africa; <sup>r</sup>Center for Research in Experimental Economics and Political Decision Making (CREED), Amsterdam School of Economics, University of Amsterdam, 1001 NJ Amsterdam, The Netherlands; <sup>s</sup>Behavioral and Experimental Economics, The Tinbergen Institute, 1082 MS, Amsterdam, The Netherlands; <sup>t</sup>Center for Cultural Evolution, Stockholm University, 114 18 Stockholm, Sweden; <sup>u</sup>Department of Psychology, University of Minnesota, Minneapolis, MN 55455; <sup>v</sup>Department of Strategy & Innovation, Institute of Cognition & Behavior, Vienna University of Economics and Business, 1020 Vienna, Austria; <sup>w</sup>Department of Psychology, University of Winnipeg, Winnipeg, Manitoba, Canada, R3N 0G1; <sup>x</sup>Centre for Decision Research and Experimental Economics, School of Economics, University of Nottingham, Nottingham NG7 2RD, United Kingdom; <sup>y</sup>Laboratory of Social Interaction, Psychology Department, Universidad Veracruzana, Veracruz, 91095, Mexico; <sup>z</sup>Escuela de Psicología, Pontificia Universidad Católica de Chile, Santiago 7820436, Chile; <sup>aa</sup>Department of Personality and Social Psychology, Institute of Psychology, Czech Academy of Sciences, 602 00 Brno, The Czech Republic; <sup>bb</sup>Department of Social and Personality Psychology, Institute of Psychology, SWPS University of Social Sciences and Humanities, 03-815 Warsaw, Poland; <sup>cc</sup>Laboratoire de Psychologie Sociale et Cognitive, Université Clermont Auvergne (CNRS, LAPSCO), F-63000 Clermont-Ferrand, France; <sup>cd</sup>Sherpany Product Department, Agilentia AG, 8001 Zürich, Switzerland; <sup>ce</sup>Department of Marketing and International Business, Carson College of Business, Washington State University, Pullman, WA 99164-4730; <sup>cf</sup>Department of Business, School of Business, Dokuz Eylül University, 35390 Izmir, Turkey; <sup>cg</sup>Department of Psychology, York University, Toronto, Ontario, Canada M3J 1P3; <sup>ch</sup>School of Social Informatics, Aoyama Gakuin University, Kanagawa 252-5258, Japan; <sup>ci</sup>Institute of Developmental Psychology, Beijing Normal University, 100875 Beijing, China; <sup>cj</sup>Department of Psychological and Brain Sciences, University of Delaware, Newark, DE 19716-2577; <sup>ck</sup>Department of Political Science and Public Administration, National and Kapodistrian University of Athens, 10678 Athens, Greece; <sup>cl</sup>Centro de Medición Mide UC, Escuela de Psicología, Pontificia Universidad Católica de Chile, 7820436, Santiago, Chile; <sup>cm</sup>Rotman School of Management, University of Toronto, Toronto, Ontario M5S 3E6, Canada; <sup>cn</sup>Department of Psychology, University of Toronto, Toronto, Ontario M5S 3E6, Canada; <sup>co</sup>School of Social Sciences, Singapore Management University, Singapore 178903; <sup>cp</sup>Graduate School of Informatics, Nagoya University, Nagoya, 4648610, Aichi, Japan; <sup>cq</sup>School of Business, University of California, Riverside, CA 92521; <sup>cr</sup>Department of Psychology, University of Brawijaya, Malang 65145, Indonesia; <sup>cs</sup>Department of Social Sciences, University of Brawijaya, Malang 65145, Indonesia; <sup>ct</sup>Department of Management, City University of Hong Kong, Kowloon, Hong Kong, China; <sup>cu</sup>Business School, London South Bank University, London SE1 0AA, United Kingdom; <sup>cv</sup>School of Psychology, University of Queensland, Brisbane QLD 4072, Australia; <sup>cw</sup>Centre de Recherche en Psychologie de la Cognition, du Langage et de l'Emotion (PsyCLE), Maison de la Recherche, Aix-Marseille Université, 13100 Aix-en-Provence, France; <sup>cx</sup>Department of Sociology and Social Work, Alexandru Ioan Cuza University, 700460 Iasi, Romania; <sup>cy</sup>Centre of Behavioural and Cognitive Sciences, University of Allahabad, Allahabad – 211002, India; <sup>cz</sup>Research School of Psychology, The Australian National University, Canberra, ACT 2601, Australia; <sup>ca</sup>Institute of Experimental Epileptology and Cognition Research, University of Bonn, 53127 Bonn, Germany; <sup>cb</sup>Department of Developmental, Personality and Social Psychology, Faculty of Psychology and Educational Sciences, Ghent University, 9000 Ghent, Belgium; <sup>cc</sup>Center for Law and Behavior, Department of Jurisprudence, Amsterdam Law School, University of Amsterdam, 1001 NA Amsterdam, The Netherlands; <sup>cd</sup>Instituto de Investigaciones Psicológicas, Consejo Nacional de Investigaciones Científicas y Técnicas, Universidad Nacional de Córdoba, 5000 Córdoba, Argentina; <sup>ce</sup>Católica-Lisbon School of Business and Economics, Universidade Católica Portuguesa, 1649-023 Lisboa, Portugal; <sup>cf</sup>Psychology Department, Gonzaga University, Spokane, WA 99258; <sup>cg</sup>The Institute for Futures Studies, Stockholm 111 36, Sweden; <sup>ch</sup>Social Media Lab, Leibniz-Institut für Wissensmedien (Knowledge Media Research Center), 72076 Tübingen, Germany; <sup>ci</sup>Department of Psychology, University of Tübingen, 72074 Tübingen, Germany; <sup>cj</sup>Department of Industrial Engineering, Eindhoven University of Technology, 5600 MB Eindhoven, The Netherlands; <sup>ck</sup>Centro de Investigação e Intervenção Social, Instituto Universitário de Lisboa (formerly Instituto Superior de Ciências do Trabalho e da Empresa), Lisboa, 1649-026, Portugal; <sup>cl</sup>Institute of Psychological and Cognitive Sciences, Fuzhou University, Fuzhou, Fujian 350108, China; <sup>cm</sup>Collier School of Management, Tel Aviv University, Tel Aviv,

Israel, 6997801; <sup>nnn</sup>Center for Research on Self and Identity, School of Psychology, University of Southampton, Southampton SO17 1BJ, United Kingdom; <sup>ooo</sup>Mechanisms of Normative Change, Max-Planck-Institute for Research on Collective Goods, 53115 Bonn, Germany; <sup>ppp</sup>Key Laboratory of Behavioral Science, Institute of Psychology, Chinese Academy of Sciences, 100101 Beijing, China; <sup>qqq</sup>Department of Psychology, University of Chinese Academy of Sciences, 100049 Beijing, China; and <sup>rrr</sup>School of Social Sciences, Nanyang Technological University, Singapore 639798

1. R. Boyd, P. J. Richerson, "Culture and the evolution of the human social instincts" in *Roots of Human Sociality. Culture, Cognition and Interaction*, N. J. Enfield, S. C. Levinson, Eds. (Berg, 2006), pp. 453–477.
2. P. A. M. Van Lange, N. J. Van Doesum, Social mindfulness and social hostility. *Curr. Opin. Behav. Sci.* **3**, 18–24 (2015).
3. N. J. Van Doesum, D. A. W. Van Lange, P. A. M. Van Lange, Social mindfulness: skill and will to navigate the social world. *J. Pers. Soc. Psychol.* **105**, 86–103 (2013).
4. N. J. Van Doesum *et al.*, Social mindfulness: Prosocial the active way. *J. Posit. Psychol.* **15**, 183–193 (2020).
5. N. J. Van Doesum, J. W. Van Prooijen, L. Verburgh, P. A. M. Van Lange, Social hostility in soccer and beyond. *PLoS One* **11**, e0153577 (2016).
6. N. J. Van Doesum, J. M. Tybur, P. A. M. Van Lange, Class impressions: Higher social class elicits lower prosociality. *J. Exp. Soc. Psychol.* **68**, 11–20 (2017).
7. S. Gächter, B. Herrmann, Reciprocity, culture and human cooperation: Previous insights and a new cross-cultural experiment. *Philos. Trans. R. Soc. Lond. B Biol. Sci.* **364**, 791–806 (2009).
8. S. Gächter, B. Herrmann, C. Thöni, Culture and cooperation. *Philos. Trans. R. Soc. Lond. B Biol. Sci.* **365**, 2651–2661 (2010).
9. R. V. Levine, A. Norenzayan, K. Philbrick, Cross-cultural differences in helping strangers. *J. Cross Cult. Psychol.* **32**, 543–560 (2001).
10. R. M. Dawes, Social dilemmas. *Annu. Rev. Psychol.* **31**, 169–193 (1980).
11. A. Romano, D. Balliet, Reciprocity outperforms conformity to promote cooperation. *Psychol. Sci.* **28**, 1490–1502 (2017).
12. C. F. Camerer, E. Fehr, When does "economic man" dominate social behavior? *Science* **311**, 47–52 (2006).
13. C. Engel, Dictator games: A meta study. *Exp. Econ.* **14**, 583–610 (2011).
14. P. A. M. Van Lange, W. Otten, E. M. De Bruin, J. A. Joireman, Development of pro-social, individualistic, and competitive orientations: Theory and preliminary evidence. *J. Pers. Soc. Psychol.* **73**, 733–746 (1997).
15. R. O. Murphy, K. A. Ackermann, M. J. J. Handgraaf, Measuring Social Value Orientation. *Judgm. Decis. Mak.* **6**, 771–781 (2011).
16. N. Ellemers, E. Sleebos, D. Stam, D. de Gilder, Feeling included and valued: How perceived respect affects positive team identity and willingness to invest in the team. *Br. J. Manage.* **24**, 21–37 (2013).
17. K. S. Moser, J. F. Dawson, M. A. West, Antecedents of team innovation in health care teams. *Creat. Innov. Manag.* **28**, 72–81 (2019).
18. Z. Manesi, P. A. M. Van Lange, N. J. Van Doesum, T. V. Pollet, What are the most powerful predictors of charitable giving to victims of typhoon Haiyan: Prosocial traits, socio-demographic variables, or eye cues? *Pers. Individ. Dif.* **146**, 217–225 (2019).
19. Y. Song *et al.*, A social mindfulness approach to understanding experienced customer mistreatment: A within-person field experiment. *Acad. Manage. J.* **61**, 994–1020 (2018).
20. I. L. J. Lemmers-Jansen *et al.*, Giving others the option of choice: An fMRI study on low-cost cooperation. *Neuropsychologia* **109**, 1–9 (2018).
21. K. Dou, Y. J. Wang, J. Bin Li, J. J. Li, Y. G. Nie, Perceiving high social mindfulness during interpersonal interaction promotes cooperative behaviours. *Asian J. Soc. Psychol.* **21**, 97–106 (2018).
22. L. A. Leotti, M. R. Delgado, The inherent reward of choice. *Psychol. Sci.* **22**, 1310–1318 (2011).
23. J. Henrich, *et al.*, Costly punishment across human societies. *Science* **312**, 1767–1770 (2006).
24. T. Yamagishi, The provision of a sanctioning system in the United States and Japan. *Soc. Psychol. Q.* **51**, 265–271 (1988).
25. M. A. Nowak, K. Sigmund, Evolution of indirect reciprocity. *Nature* **437**, 1291–1298 (2005).
26. A. Romano, D. Balliet, T. Yamagishi, J. H. Liu, Parochial trust and cooperation across 17 societies. *Proc. Natl. Acad. Sci. U.S.A.* **114**, 12702–12707 (2017).
27. F. Moisan, R. ten Brincke, R. O. Murphy, C. Gonzalez, Not all Prisoner's Dilemma games are equal: Incentives, social preferences, and cooperation. *Decision (Wash. D.C.)* **5**, 306–322 (2018).
28. J. Henrich *et al.*, "Economic man" in cross-cultural perspective: behavioral experiments in 15 small-scale societies. *Behav. Brain Sci.* **28**, 795–815, discussion 815–855 (2005).
29. G. Hofstede, Dimensionalizing cultures: The Hofstede model in context. *Online Readings Psychol. Cult.* **2**, 10.9707/2307-0919.1014 (2011).
30. D. Balliet, P. A. M. Van Lange, Trust, punishment, and cooperation across 18 societies: A meta-analysis. *Perspect. Psychol. Sci.* **8**, 363–379 (2013).
31. A. Norenzayan *et al.*, The cultural evolution of prosocial religions. *Behav. Brain Sci.* **39**, e1 (2016).
32. A. Hsu, A. Zomer, *Environmental Performance Index* (John Wiley & Sons, Ltd, 2016).
33. P. K. Piff, A. R. Robinson, Social class and prosocial behavior: Current evidence, caveats, and questions. *Curr. Opin. Psychol.* **18**, 6–10 (2017).
34. A. E. Roth, V. Prasnikar, M. Okuno-Fujiwara, S. Zamir, Bargaining and market behavior in Jerusalem, Ljubljana, Pittsburgh, and Tokyo: An experimental study. *Am. Econ. Rev.* **81**, 1068–1095 (1991).
35. S. Gächter, J. F. Schulz, Intrinsic honesty and the prevalence of rule violations across societies. *Nature* **531**, 496–499 (2016).
36. J. Wu *et al.*, Life history strategy and human cooperation in economic games. *Evol. Hum. Behav.* **38**, 496–505 (2017).
37. P. A. M. Van Lange, J. A. Joireman, C. D. Parks, E. Van Dijk, The psychology of social dilemmas: A review. *Organ. Behav. Hum. Decis. Process.* **120**, 125–141 (2013).
38. E. Diener, L. Tay, D. G. Myers, The religion paradox: if religion makes people happy, why are so many dropping out? *J. Pers. Soc. Psychol.* **101**, 1278–1290 (2011).
39. J. Henrich, *et al.*, Markets, religion, community size, and the evolution of fairness and punishment. *Science* **327**, 1480–1484 (2010).
40. J. Weeden, R. Kurzban, What predicts religiosity? A multinational analysis of reproductive and cooperative morals. *Evol. Hum. Behav.* **34**, 440–445 (2013).
41. P. Bourdieu, *La distinction. Critique sociale du jugement* [Distinction. A social critique of the judgment of taste] (Les Éditions de Minuit, Paris, 1997).
42. N. E. Adler, E. S. Epel, G. Castellazzo, J. R. Ickovics, Relationship of subjective and objective social status with psychological and physiological functioning: preliminary data in healthy white women. *Health Psychol.* **19**, 586–592 (2000).
43. P. Dietze, E. D. Knowles, Social class and the motivational relevance of other human beings: Evidence from visual attention. *Psychol. Sci.* **27**, 1517–1527 (2016).
44. A. Hsu *et al.*, *2016 Environmental Performance Index* (Yale University, New Haven, CT, 2016).
45. J. Pretty, D. Smith, Social capital in biodiversity conservation and management. *Conserv. Biol.* **18**, 631–638 (2004).
46. J. S. Coleman, Social capital and walkability as social aspects of sustainability. *Sustain.* **5**, 3473–3483 (2013).
47. E. Ostrom, T. K. Ahn, "The meaning of social capital and its link to collective action" in *Handbook of Social Capital*, D. Castiglione, J. W. Van Deth, G. Wolleb, Eds. (Edward Elgar, 2008), pp. 17–35.
48. R. D. Putnam, *Bowling Alone. The Collapse and Revival of American Community* (Simon & Schuster, 2000).
49. J. S. Coleman, Social capital in the creation of human capital. *Am. J. Sociol.* **94**, S95–S120 (1988).
50. J. L. Jensen, A. J. Ramey, Early investments in state capacity promote persistently higher levels of social capital. *Proc. Natl. Acad. Sci. U.S.A.* **117**, 10755–10761 (2020).
51. F. Fukuyama, Social capital, civil society and development. *Third World Q.* **22**, 7–20 (2001).
52. T. Inoguchi, Social capital in Japan. *Jpn. J. Polit. Sci.* **1**, 73–112 (2000).
53. SolAbility, *The Global Sustainable Competitiveness Index 2019, The Sustainable Competitiveness Report* (SolAbility, Zurich, Seoul, ed. 8, 2019).
54. S. Volk, C. Thöni, W. Ruigrok, Personality, personal values and cooperation preferences in public goods games: A longitudinal study. *Pers. Individ. Dif.* **50**, 810–815 (2011).
55. J. B. Engelmann, B. Schmid, C. K. W. De Dreu, J. Chumbley, E. Fehr, On the psychology and economics of antisocial personality. *Proc. Natl. Acad. Sci. U.S.A.* **116**, 12781–12786 (2019).
56. N. R. Buchan *et al.*, Global social identity and global cooperation. *Psychol. Sci.* **22**, 821–828 (2011).
57. J. Zaki, J. P. Mitchell, Intuitive prosociality. *Curr. Dir. Psychol. Sci.* **22**, 466–470 (2013).
58. D. G. Rand, Cooperation, fast and slow: Meta-analytic evidence for a theory of social heuristics and self-interested deliberation. *Psychol. Sci.* **27**, 1192–1206 (2016).
59. P. A. M. Van Lange, A. A. E. Vinkhuyzen, D. Posthuma, Genetic influences are virtually absent for trust. *PLoS One* **9**, e93880 (2014).
60. D. Bates, M. Maechler, B. Bolker, S. Walker, lme4: Linear mixed-effects models using Eigen and S4. R package, Version 1.0-5. <http://CRAN.R-project.org/package=lme4>. Accessed 2 August 2021.
61. K. P. Burnham, D. R. Anderson, Multimodel inference: Understanding AIC and BIC in model selection. *Sociol. Methods Res.* **33**, 261–304 (2004).
62. K. Schwab *et al.*, *The Global Competitiveness Report 2015-2016* (World Economic Forum, Geneva, 2015).