



Universiteit
Leiden
The Netherlands

An orthogonally protected cyclitol for the construction of nigerose- and dextran-mimetic cyclophellitols

Ofman, T.P.; Küllmer, F.; Marel, G.A. van der; Codée, J.D.C.; Overkleeft, H.S.

Citation

Ofman, T. P., Küllmer, F., Marel, G. A. van der, Codée, J. D. C., & Overkleeft, H. S. (2021). An orthogonally protected cyclitol for the construction of nigerose- and dextran-mimetic cyclophellitols. *Organic Letters*, 23(24), 9516-9519. doi:10.1021/acs.orglett.1c03723

Version: Publisher's Version

License: [Creative Commons CC BY-NC-ND 4.0 license](https://creativecommons.org/licenses/by-nc-nd/4.0/)

Downloaded from: <https://hdl.handle.net/1887/3248633>

Note: To cite this publication please use the final published version (if applicable).

An Orthogonally Protected Cyclitol for the Construction of Nigerose- and Dextran-Mimetic Cyclophellitols

Tim P. Ofman, Florian Küllmer, Gijsbert A. van der Marel, Jeroen D. C. Codée,* and Herman S. Overkleef*

Cite This: *Org. Lett.* 2021, 23, 9516–9519

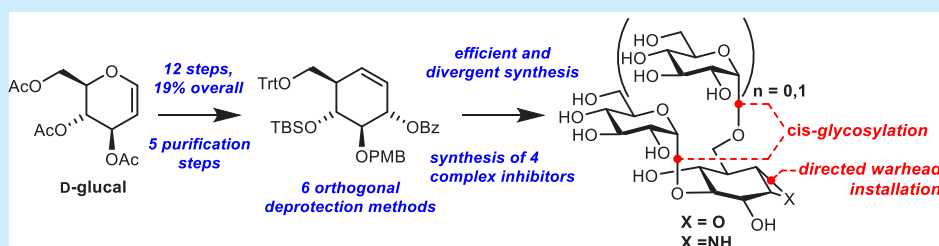
Read Online

ACCESS |

Metrics & More

Article Recommendations

Supporting Information



ABSTRACT: Cyclophellitols are potent inhibitors of exo- and endoglycosidases. Efficient synthetic methodologies are needed to fully capitalize on this intriguing class of mechanism-based enzyme deactivators. We report the synthesis of an orthogonally protected cyclitol from D-glucal (19% yield over 12 steps) and its use in the synthesis of α -(1,3)-linked di- and trisaccharide dextran mimetics. These new glycomimetics may find use as Dextranase inhibitors, and the developed chemistries in widening the palette of glycoprocessing enzyme-targeting glycomimetics.

Cyclophellitol is a natural product isolated from species of the *Phellinus* sp. mushroom and is a potent irreversible inhibitor of retaining β -exoglucosidases.^{1,2} Since its discovery, a number of syntheses of cyclophellitol have appeared in the literature.^{3–6} Cyclophellitol is a densely functionalized cyclohexane featuring the β -D-glucopyranose configuration with an epoxide bridging C1 and C7.^{1,2} The epoxide forces the cyclohexane ring into a ⁴H₃ conformation, which is also the expected conformation of the transition state oxocarbenium ion that emerges during the enzyme-catalyzed hydrolysis of β -glucosidic linkages by retaining β -glucosidase enzymes.⁷ Binding in the active site results in a stable ester-linked enzyme–inhibitor adduct, effectively incapacitating the enzyme. This mode of action makes it attractive for use in activity-based protein profiling (ABPP).^{7–10} We showed that tagging cyclophellitol, and its nitrogen congener, cyclophellitol aziridine, with a reporter entity (biotin or a fluorophore) allows for very sensitive profiling of retaining β -glucosidases.¹¹ In a follow-up study, we revealed that the same holds true for 1,7-epi-cyclophellitol (or α -cyclophellitol) and the corresponding aziridine in inhibiting and tagging retaining α -glucosidases.¹² ABPP now finds wide use in glycobiology research, and a host of configurational and functional cyclophellitol analogues have been reported, each targeting unique retaining exo- and endoglycosidases in the context of drug discovery and bulk polysaccharide processing enzyme discovery.^{13–18} However, retaining glycosidase ABPP has not yet been exploited to its fullest potential, and this is, at least in part, due to the challenges associated with the synthesis of cyclophellitol-based

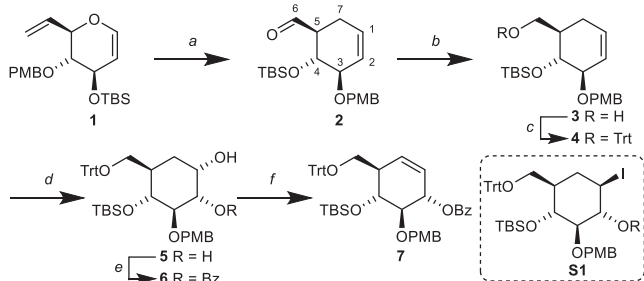
inhibitors and probes, challenges that reside in the manipulations of the functionalized cyclohexene/cyclitol epoxide/aziridine cores that are required to create diverse substitution patterns including glycosidic linkages. With the aim of extending the scope of synthetic cyclophellitol-based glycosidase inhibitors and probes, we revisited our synthesis strategies for α -cyclophellitols with a special focus on the orthogonality of protection group arrays in advanced intermediates. The results of these studies are presented here and entail the synthesis of a fully orthogonal cyclophellitol building block in 12 steps, starting from commercially available 3,4,6-tri-O-acetyl-D-glucal, and the demonstration of its versatility in the construction of glycosylated α -cyclophellitols mimicking linear and branched dextran substructures.

The synthesis of orthogonally protected cyclitol 7 started from compound 1 (Scheme 1), synthesized as described by Ma and co-workers.¹⁹ The ensuing key thermal [3,3]-sigmatropic Claisen rearrangement (heating of 1 in diphenyl ether to 210 °C) yielded intermediate aldehyde 2, which was directly reduced with NaBH₄ to give alcohol 3 (80% over two steps) according to literature precedent.^{20–22} Tritylation of the

Received: November 3, 2021

Published: November 30, 2021



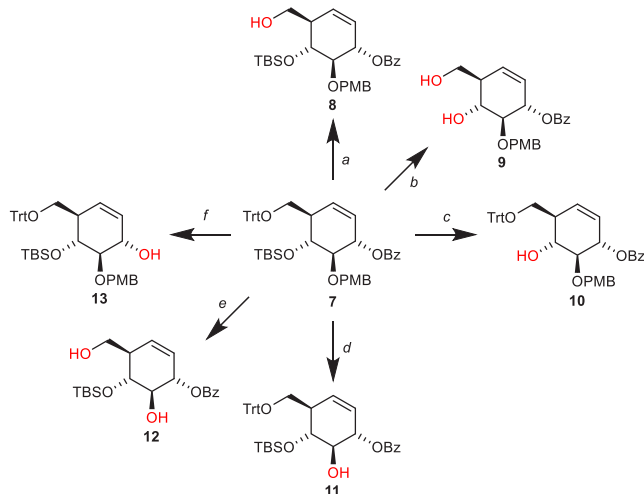
Scheme 1. Synthesis of 7^a

^aReagents and conditions: (a) Ph₂O, 210 °C; (b) NaBH₄, THF, EtOH (80% over two steps); (c) TrtCl, Et₃N, DMAP, DCM; (d) OsO₄, NMO, acetone, H₂O; (e) BzCl, pyridine, -15 °C (79% over three steps); (f) (i) MTPI, 2,6-lutidine, DMF, 100 °C; (ii) *m*-CPBA, NaHCO₃, 0 °C (75%).

primary alcohol in 3 followed by dihydroxylation of the alkene (OsO₄ and NMO) yielded α -glucopyranose-configured *syn*-diol 5 as the single isolated product. Subsequently, the 2-OH was regioselectively protected with BzCl in pyridine at -15 °C to yield compound 6 (79% over three steps).²³

With intermediate 6 in hand, attempts were made to regioselectively eliminate the 1-OH to afford alkene 7. To this end, we screened a number of elimination conditions (Table S1). The best results were obtained upon treating compound 6 with methyltriphenoxyphosphonium iodide (MTPI) and the sterically hindered base 2,6-lutidine in DMF at an elevated temperature.²⁴ This procedure gave the desired elimination product 7, together with an iodide S1. We found that careful exposure of this mixture of compounds to *m*-CPBA and NaHCO₃ resulted in oxidation and subsequent *syn* elimination of hypiodous acid, while leaving the alkene intact (see Scheme S1).²⁵ Alkene 7 was thus obtained in a total yield of 75%.²⁶

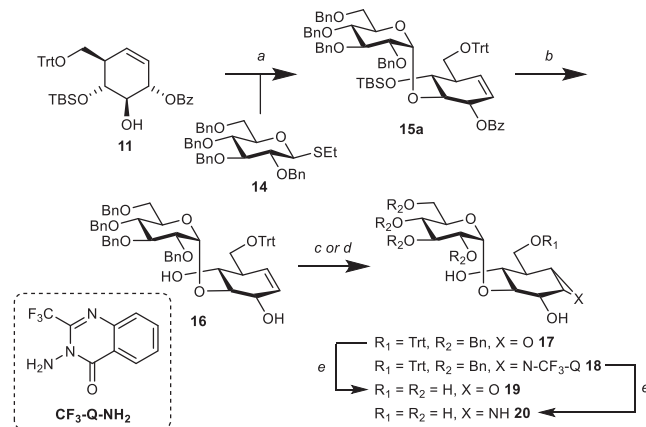
We then turned to the orthogonal deprotection of 7, using various conditions (Scheme 2). Treatment of 7 with a Lewis acid (ZnCl₂) in the presence of a nucleophile (methanol)

Scheme 2. Orthogonal Deprotection of Cyclohexene 7^a

^aReagents and conditions: (a) ZnCl₂, MeOH, DCM (87%); (b) *p*-TsOH, MeOH, DCM (84%); (c) TBAF, THF (95%); (d) DDQ, DCM, aqueous phosphate buffer (pH 7.4)²⁷ (91%); (e) TFA, TES, DCM (84%); (f) NaOMe, MeOH, DCM (86%).

resulted in the clean removal of the trityl protecting group in high yield (compound 8, 87%), whereas treatment with a Brønsted acid (TsOH) under the same conditions resulted in the simultaneous removal of the trityl and TBS protecting groups (compound 9, 84%). Selective, orthogonal removal of the TBS protecting group could be achieved by treatment with TBAF in THF, to yield compound 10 (95%). The PMB protecting group was oxidatively removed using DDQ in a biphasic medium consisting of DCM and aqueous phosphate buffer,²⁷ leading to compound 11 (91%). The PMB and trityl protecting groups were removed by subjecting 7 to TFA and TES in anhydrous DCM to yield diol 12 (84%). The TBS protecting group was left untouched due to the absence of a nucleophile. The benzoyl protecting group was removed by saponification with NaOMe in DCM/MeOH, affording compound 13 (86%). Larger scale deprotections were performed successfully using crude cyclohexene 7 (see Scheme S2).

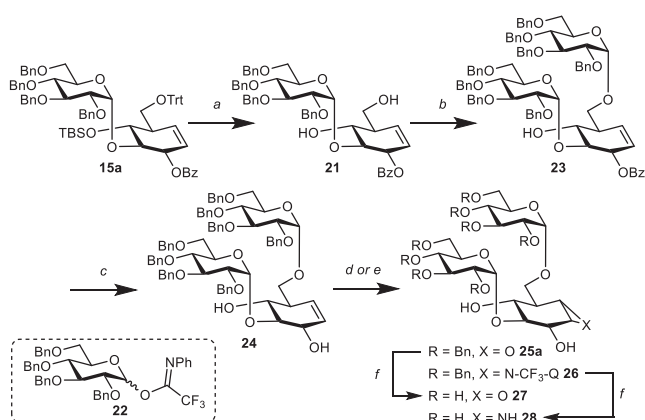
Having established the full orthogonality of the protective group pattern in cyclohexene 7, we thought to demonstrate their value by the synthesis of a set of α (1,3)-linked di- and trisaccharide structures. These structures [19/20 and 27/28 (Schemes 3 and 4, respectively)] can be regarded as

Scheme 3. Assembly of Disaccharide Target Structures 19 and 20^a

^aReagents and conditions: (a) TTBP, Ph₂SO, donor 14,³⁰ 3 Å molecular rods, DCM, -78 °C, then 11 (88%; 4:1 α : β); (b) (i) TBAF, THF; (ii) NaOMe, DCM, MeOH (66%); (c) *m*-CPBA, NaHCO₃, DCM (70% for 17); (d) BAIB, CF₃-Q-NH₂, DCM (76% for 18); (e) Na, *t*-BuOH, NH₃, -60 °C (71% for 19, 86% for 20).

cyclophellitol derivatives of nigerose [α (1,3)-linked glucose] and dextran [α (1,6)-branched α (1,3)-linked glucose] and are thus envisioned as potential inhibitors for the corresponding nigerase and Dextranase enzymes.^{28,29}

Preactivation-based glycosylation of 11 with glucose donor 14³⁰ yielded a separable mixture of stereoisomers (15a/15b, 4:1, 88%). Removal of the TBS and benzoyl protecting groups from disaccharide 15a by standard deprotection procedures gave 16 in 66% yield over two steps. The stereoselective installation of the epoxide and aziridine warheads was achieved making use of the directing effect of the allylic alcohol on the C2 position. Treatment of 16 with *m*-CPBA and NaHCO₃ in anhydrous DCM yielded exclusively α -epoxide 17 in 70% yield. Conversion of precursor 16 to the aziridine was accomplished using 3-amino-2-(trifluoromethyl)quinazolin-

Scheme 4. Assembly of Trisaccharide Target Structures 27 and 28^a

^aReagents and conditions: (a) (i) TES, TFA, DCM, 0 °C; (ii) TBAF, THF (72%); (b) donor 22, PPh₃O, TMSI, 3 Å molecular rods, DCM (79%); (c) NaOMe, MeOH, DCM (72%); (d) *m*-CPBA, NaHCO₃, DCM (69%; 1:1 α : β); (e) BAIB, CF₃-Q-NH₂, DCM (62%); (f) Na, *t*-BuOH, NH₃, -60 °C (91% for 27, 87% for 28).

4(3*H*)-one (CF₃-Q-NH₂) and BAIB in anhydrous DCM, exclusively yielding α -aziridine 18 in 76% yield.³¹ Birch reduction of compounds 17 and 18 resulted in the clean removal of the benzyl, trityl, and CF₃-Q protecting groups, yielding compounds 19 and 20 in 71% and 86% yields, respectively.

The synthesis of dextran analogue trisaccharidic compounds 27 and 28 (Scheme 4) started by subjecting alkene 15a to TFA and TES in anhydrous DCM, to selectively remove the trityl protecting group, followed by removal of the TBS protecting group by treatment with TBAF in THF, yielding compound 21 (72% over two steps). Acceptor 21 was treated with an excess of *N*-phenyltrifluoroacetimidate donor 22³² in the presence of PPh₃O and TMSI in anhydrous DCM, following the literature procedures,^{33,34} to yield α (1,6)-linked trimer 23 (79%). Saponification of the benzoyl protecting group then liberated the 2-OH to direct the epoxidation/aziridination reactions. Surprisingly, conversion of alkene 24 to the epoxide with *m*-CPBA and NaHCO₃ in anhydrous DCM proceeded with no stereoselectivity to yield a mixture of separable stereoisomers (25a and 25b), with a combined yield of 69%. The stereochemistry of the two isomers was unequivocally established by NOESY NMR experiments (see the Supporting Information). Conversion of 24 to the aziridine was accomplished by treatment with CF₃-Q-NH₂ and BAIB in anhydrous DCM, and this transformation did proceed with complete diastereotopic selection to yield α -aziridine 26 in 76%. Final deprotection of both 25a and 26 under Birch conditions resulted in the cleavage of all benzyl and CF₃-Q protecting groups to afford trisaccharides 27 and 28 in 91% and 87% yields, respectively.

In conclusion, we have developed a synthetic route toward a versatile, fully orthogonal cyclophellitol building block, which can be obtained on a multigram scale with an overall yield of 19% over 12 steps. The synthesis route has been optimized to require only five column purification steps. The key transformation involved the two-step, regioselective elimination of the C1-OH in carbaglucone 6 using MTPI and subsequent treatment with *m*-CPBA, leading to the overall transposition of the initially formed 1,2-alkene to the corresponding 1,7-alkene.

Subjecting this building block to several deprotection methods demonstrated the orthogonal nature of the protecting groups. To illustrate its versatility, a number of complex glycomimetics resembling the structures of the natural polysaccharides nigerose and dextran were synthesized. Combined, we believe the methodology presented here will assist in the generation of complex inhibitors and activity-based probes for use in understanding and modulating carbohydrate-processing enzymes in glycobiology.

■ ASSOCIATED CONTENT

Supporting Information

The Supporting Information is available free of charge at <https://pubs.acs.org/doi/10.1021/acs.orglett.1c03723>.

Experimental procedures, characterization data, and ¹H, ¹³C, and two-dimensional NMR spectra for representative compounds (PDF)

■ AUTHOR INFORMATION

Corresponding Authors

Jeroen D. C. Codée – Leiden Institute of Chemistry, Leiden University, 2333 CC Leiden, The Netherlands; orcid.org/0000-0003-3531-2138; Email: jcodee@chem.leidenuniv.nl

Herman S. Overkleeft – Leiden Institute of Chemistry, Leiden University, 2333 CC Leiden, The Netherlands; orcid.org/0000-0001-6976-7005; Email: h.s.overkleeft@chem.leidenuniv.nl

Authors

Tim P. Ofman – Leiden Institute of Chemistry, Leiden University, 2333 CC Leiden, The Netherlands

Florian Küllmer – Leiden Institute of Chemistry, Leiden University, 2333 CC Leiden, The Netherlands; orcid.org/0000-0002-0671-1546

Gijsbert A. van der Marel – Leiden Institute of Chemistry, Leiden University, 2333 CC Leiden, The Netherlands

Complete contact information is available at: <https://pubs.acs.org/doi/10.1021/acs.orglett.1c03723>

Notes

The authors declare no competing financial interest.

■ ACKNOWLEDGMENTS

The authors thank Jacob M. A. van Hengst (Leiden University) and Sybrin P. Schröder (Leiden University) for supporting this work. This work was supported by the European Research Council (ERC-CoG-726072 “GLYCONTROL” to J.D.C.C. and ERC-2020-SyG-951231 “CARBOCENTRE” to H.S.O.).

■ REFERENCES

- Shing, T. K. M.; Cui, Y.; Tang, Y. Facile Syntheses of Pseudo- α -D-Glucopyranose and Pseudo- α -D-Mannopyranose. *J. Chem. Soc., Chem. Commun.* **1991**, No. 11, 756–757.
- Tatsuta, K.; Niwata, Y.; Umezawa, K.; Toshima, K.; Nakata, M. Syntheses and Enzyme Inhibiting Activities of Cyclophellitol Analogs. *J. Antibiot.* **1991**, *44* (8), 912–914.
- McDevitt, R. E.; Fraser-Reid, B. A Divergent Route for a Total Synthesis of Cyclophellitol and Epicyclophellitol from a [2.2.2]-Oxabicyclic Glycoside Prepared from D-Glucal. *J. Org. Chem.* **1994**, *59* (12), 3250–3252.

- (4) Hansen, F. G.; Bundgaard, E.; Madsen, R. A Short Synthesis of (+)-Cyclophellitol. *J. Org. Chem.* **2005**, *70* (24), 10139–10142.
- (5) Tatsuta, K.; Niwata, Y.; Umezawa, K.; Toshima, K.; Nakata, M. Enantiospecific Total Synthesis of a β -Glucosidase Inhibitor, Cyclophellitol. *Tetrahedron Lett.* **1990**, *31* (8), 1171–1172.
- (6) Shing, T. K. M.; Tai, V. W.-F. (–)-Quinic Acid in Organic Synthesis. Part 4. Syntheses of Cyclophellitol and Its (1R, 6S)-, (2S)-, (1R, 2S, 6S)-Diastereoisomers. *J. Chem. Soc., Perkin Trans. 1* **1994**, *1* (14), 2017–2025.
- (7) Gloster, T. M.; Madsen, R.; Davies, G. J. Structural Basis for Cyclophellitol Inhibition of a β -Glucosidase. *Org. Biomol. Chem.* **2007**, *5* (3), 444–446.
- (8) Willems, L. I.; Overkleeft, H. S.; van Kasteren, S. I. Current Developments in Activity-Based Protein Profiling. *Bioconjugate Chem.* **2014**, *25* (7), 1181–1191.
- (9) Cravatt, B. F.; Wright, A. T.; Kozarich, J. W. Activity-Based Protein Profiling: From Enzyme Chemistry to Proteomic Chemistry. *Annu. Rev. Biochem.* **2008**, *77* (1), 383–414.
- (10) Liu, Y.; Patricelli, M. P.; Cravatt, B. F. Activity-Based Protein Profiling: The Serine Hydrolases. *Proc. Natl. Acad. Sci. U. S. A.* **1999**, *96* (26), 14694–14699.
- (11) Li, K.-Y.; Jiang, J.; Witte, M. D.; Kallemeijn, W. W.; Donker-Koopman, W. E.; Boot, R. G.; Aerts, J. M. F. G.; Codée, J. D. C.; van der Marel, G. A.; Overkleeft, H. S. Exploring Functional Cyclophellitol Analogues as Human Retaining Beta-Glucosidase Inhibitors. *Org. Biomol. Chem.* **2014**, *12* (39), 7786–7791.
- (12) Jiang, J.; Artola, M.; Beenakker, T. J. M.; Schröder, S. P.; Petracca, R.; de Boer, C.; Aerts, J. M. F. G.; van der Marel, G. A.; Codée, J. D. C.; Overkleeft, H. S. The Synthesis of Cyclophellitol-Aziridine and Its Configurational and Functional Isomers. *Eur. J. Org. Chem.* **2016**, *22*, 3671–3678.
- (13) Artola, M.; Wu, L.; Ferraz, M. J.; Kuo, C.-L.; Raich, L.; Breen, I. Z.; Offen, W. A.; Codée, J. D. C.; van der Marel, G. A.; Rovira, C.; Aerts, J. M. F. G.; Davies, G. J.; Overkleeft, H. S. 1,6-Cyclophellitol Cyclosulfates: A New Class of Irreversible Glycosidase Inhibitor. *ACS Cent. Sci.* **2017**, *3* (7), 784–793.
- (14) Schröder, S. P.; Petracca, R.; Minnee, H.; Artola, M.; Aerts, J. M. F. G.; Codée, J. D. C.; van der Marel, G. A.; Overkleeft, H. S. A Divergent Synthesis of L-Arabino- and d-Xylo-Configured Cyclophellitol Epoxides and Aziridines. *Eur. J. Org. Chem.* **2016**, *28*, 4787–4794.
- (15) de Boer, C.; McGregor, N. G. S.; Peterse, E.; Schröder, S. P.; Florea, B. I.; Jiang, J.; Reijngoud, J.; Ram, A. F. J.; van Wezel, G. P.; van der Marel, G. A.; Codée, J. D. C.; Overkleeft, H. S.; Davies, G. J. Glycosylated Cyclophellitol-Derived Activity-Based Probes and Inhibitors for Cellulases. *RSC Chem. Biol.* **2020**, *1* (3), 148–155.
- (16) Schröder, S. P.; Petracca, R.; Minnee, H.; Artola, M.; Aerts, J. M. F. G.; Codée, J. D. C.; van der Marel, G. A.; Overkleeft, H. S. A Divergent Synthesis of L-Arabino- and d-Xylo-Configured Cyclophellitol Epoxides and Aziridines. *Eur. J. Org. Chem.* **2016**, *28*, 4787–4794.
- (17) Schröder, S. P.; van de Sande, J. W.; Kallemeijn, W. W.; Kuo, C.-L.; Artola, M.; van Rooden, E. J.; Jiang, J.; Beenakker, T. J. M.; Florea, B. I.; Offen, W. A.; Davies, G. J.; Minnaard, A. J.; Aerts, J. M. F. G.; Codée, J. D. C.; van der Marel, G. A.; Overkleeft, H. S. Towards Broad Spectrum Activity-Based Glycosidase Probes: Synthesis and Evaluation of Deoxygenated Cyclophellitol Aziridines. *Chem. Commun.* **2017**, *53* (93), 12528–12531.
- (18) Schröder, S. P.; Wu, L.; Artola, M.; Hansen, T.; Offen, W. A.; Ferraz, M. J.; Li, K.-Y.; Aerts, J. M. F. G.; van der Marel, G. A.; Codée, J. D. C.; Davies, G. J.; Overkleeft, H. S. Gluco-1H-Imidazole: A New Class of Azole-Type β -Glucosidase Inhibitor. *J. Am. Chem. Soc.* **2018**, *140* (15), 5045–5048.
- (19) Ma, J.; Zhao, Y.; Ng, S.; Zhang, J.; Zeng, J.; Than, A.; Chen, P.; Liu, X. W. Sugar-Based Synthesis of Tamiflu and Its Inhibitory Effects on Cell Secretion. *Chem. - Eur. J.* **2010**, *16* (15), 4533–4540.
- (20) Sobala, L. F.; Speciale, G.; Zhu, S.; Raich, L.; Sannikova, N.; Thompson, A. J.; Hakki, Z.; Lu, D.; Shamsi Kazem Abadi, S.; Lewis, A. R.; Rojas-Cervellera, V.; Bernardo-Seisdedos, G.; Zhang, Y.; Millet, O.; Jiménez-Barbero, J.; Bennet, A. J.; Sollogoub, M.; Rovira, C.; Davies, G. J.; Williams, S. J. An Epoxide Intermediate in Glycosidase Catalysis. *ACS Cent. Sci.* **2020**, *6* (5), 760–770.
- (21) Lu, D.; Zhu, S.; Sobala, L. F.; Bernardo-Seisdedos, G.; Millet, O.; Zhang, Y.; Jiménez-Barbero, J.; Davies, G. J.; Sollogoub, M. From 1,4-Disaccharide to 1,3-Glycosyl Carbasugar: Synthesis of a Bespoke Inhibitor of Family GH99 Endo- α -Mannosidase. *Org. Lett.* **2018**, *20* (23), 7488–7492.
- (22) Frau, I.; Bussolo, V. DI; Favero, L.; Pineschi, M.; Crotti, P. Stereodivergent Synthesis of Diastereoisomeric Carba Analogs of Glycal-Derived Vinyl Epoxides: A New Access to Carbasugars. *Chirality* **2011**, *23* (9), 820–826.
- (23) Tsunoda, H.; Ogawa, S. Pseudosugars, 34. Synthesis of Sacchara- β -D-glycosylceramide Analogs Linked by Imino, Ether and Sulfide Bridges. *Liebigs Ann.* **1995**, *2*, 267–277.
- (24) Hutchins, R. O.; Hutchins, M. G.; Milewski, C. A. Selective Dehydration of Secondary Alcohols with Methyltriphenoxyphosphonium Iodide in Hexamethylphosphoramide. *J. Org. Chem.* **1972**, *37* (25), 4190–4192.
- (25) Knapp, S.; Naughton, A. B. J.; Murali Dhar, T. G. Intramolecular Amino Delivery Reactions for the Synthesis of Valienamine and Analogues. *Tetrahedron Lett.* **1992**, *33* (8), 1025–1028.
- (26) Reich, H. J.; Peake, S. L. Hypervalent Organoiodine Chemistry. Syn Elimination of Alkyl Iodoso Compounds. *J. Am. Chem. Soc.* **1978**, *100* (15), 4888–4889.
- (27) Dai, L.; Chen, B.; Lei, H.; Wang, Z.; Liu, Y.; Xu, Z.; Ye, T. Total Synthesis and Stereochemical Revision of Lagunamide A. *Chem. Commun.* **2012**, *48* (69), 8697–8699.
- (28) Tsuchiya, H. M.; Jeanes, A.; Bricker, H. M.; Wilham, C. A. Dextran-Degrading Enzymes from Molds. *J. Bacteriol.* **1952**, *64* (4), 513–519.
- (29) Hutson, D. H.; Manners, D. J. Studies on Carbohydrate-Metabolizing Enzymes. The Hydrolysis of α -Glucosides, Including Nigerose, by Extracts of Alfalfa and Other Higher Plants. *Biochem. J.* **1965**, *94* (3), 783.
- (30) Cancogni, D.; Lay, L. Exploring Glycosylation Reactions under Continuous-Flow Conditions. *Synlett* **2014**, *25* (20), 2873–2878.
- (31) Artola, M.; Wouters, S.; Schröder, S. P.; de Boer, C.; Chen, Y.; Petracca, R.; van den Nieuwendijk, A. M. C. H.; Aerts, J. M. F. G.; van der Marel, G. A.; Codée, J. D. C.; Overkleeft, H. S. Direct Stereoselective Aziridination of Cyclohexenols with 3-Amino-2-(Trifluoromethyl)Quinazolin-4(3H)-One in the Synthesis of Cyclitol Aziridine Glycosidase Inhibitors. *Eur. J. Org. Chem.* **2019**, *6*, 1397–1404.
- (32) Yu, B.; Tao, H. Glycosyl Trifluoroacetimidates. Part 1: Preparation and Application as New Glycosyl Donors. *Tetrahedron Lett.* **2001**, *42* (12), 2405–2407.
- (33) Wang, L.; Overkleeft, H. S.; van der Marel, G. A.; Codée, J. D. C. Reagent Controlled Stereoselective Assembly of α -(1,3)-Glucans. *Eur. J. Org. Chem.* **2019**, *10*, 1994–2003.
- (34) Wang, L.; Overkleeft, H. S.; van der Marel, G. A.; Codée, J. D. C. Reagent Controlled Stereoselective Synthesis of α -Glucans. *J. Am. Chem. Soc.* **2018**, *140* (13), 4632–4638.