



UvA-DARE (Digital Academic Repository)

Abnormalities of confidence in psychiatry: An overview and future perspectives

Hoven, M.; Lebreton, M.; Engelmann, J.B.; Denys, D.; Luigjes, J.; van Holst, R.J.

DOI

[10.1038/s41398-019-0602-7](https://doi.org/10.1038/s41398-019-0602-7)

Publication date

2019

Document Version

Final published version

Published in

Translational Psychiatry

License

CC BY

[Link to publication](#)

Citation for published version (APA):

Hoven, M., Lebreton, M., Engelmann, J. B., Denys, D., Luigjes, J., & van Holst, R. J. (2019). Abnormalities of confidence in psychiatry: An overview and future perspectives. *Translational Psychiatry*, 9, [268]. <https://doi.org/10.1038/s41398-019-0602-7>

General rights

It is not permitted to download or to forward/distribute the text or part of it without the consent of the author(s) and/or copyright holder(s), other than for strictly personal, individual use, unless the work is under an open content license (like Creative Commons).

Disclaimer/Complaints regulations

If you believe that digital publication of certain material infringes any of your rights or (privacy) interests, please let the Library know, stating your reasons. In case of a legitimate complaint, the Library will make the material inaccessible and/or remove it from the website. Please Ask the Library: <https://uba.uva.nl/en/contact>, or a letter to: Library of the University of Amsterdam, Secretariat, Singel 425, 1012 WP Amsterdam, The Netherlands. You will be contacted as soon as possible.

REVIEW ARTICLE

Open Access

Abnormalities of confidence in psychiatry: an overview and future perspectives

Monja Hoven¹, Maël Lebreton^{2,3}, Jan B. Engelmann^{4,5,6}, Damiaan Denys^{1,7}, Judy Luigjes¹ and Ruth J. van Holst¹

Abstract

Our behavior is constantly accompanied by a sense of confidence and its' precision is critical for adequate adaptation and survival. Importantly, abnormal confidence judgments that do not reflect reality may play a crucial role in pathological decision-making typically seen in psychiatric disorders. In this review, we propose abnormalities of confidence as a new model of interpreting psychiatric symptoms. We hypothesize a dysfunction of confidence at the root of psychiatric symptoms either expressed subclinically in the general population or clinically in the patient population. Our review reveals a robust association between confidence abnormalities and psychiatric symptomatology. Confidence abnormalities are present in subclinical/prodromal phases of psychiatric disorders, show a positive relationship with symptom severity, and appear to normalize after recovery. In the reviewed literature, the strongest evidence was found for a decline in confidence in (sub)clinical OCD, and for a decrease in confidence discrimination in (sub)clinical schizophrenia. We found suggestive evidence for increased/decreased confidence in addiction and depression/anxiety, respectively. Confidence abnormalities may help to understand underlying psychopathological substrates across disorders, and should thus be considered transdiagnostically. This review provides clear evidence for confidence abnormalities in different psychiatric disorders, identifies current knowledge gaps and supplies suggestions for future avenues. As such, it may guide future translational research into the underlying processes governing these abnormalities, as well as future interventions to restore them.

Introduction

Metacognition refers to our ability to think about, reflect, and comment upon our own thinking. Confidence judgment is one such metacognitive operation, and is described as the subjective feeling of being correct about a choice, decision or statement¹. Not only is this feeling of confidence critical to re-evaluate previous decisions, it can also guide future decision-making and drive reasoning and social interactions². Producing accurate confidence judgments is an individual ability, which seems stable across different sensory modalities^{3–6}, time-points⁷, and across cognitive domains⁸ (but see^{9,10}).

The hypothesis that inaccurate confidence judgments can lead to detrimental decision-making—bearing extensive negative consequences for society and the individual—is supported by both theoretical and experimental consensus^{11–13}. Systematically inaccurate confidence judgments could contribute to persistent pathological decision-making observed in psychiatric disorders. For example, underconfidence in memory may result in compulsory checking behavior as observed in patients suffering from obsessive-compulsive disorder (OCD). On the other hand, overconfidence in erroneous beliefs could underpin delusional thinking as observed in schizophrenia patients. Yet, to date an overview of abnormalities in confidence judgments across psychiatric disorders is lacking.

Here, we review studies of confidence in subclinical and clinical psychiatric populations to apprehend the associations between confidence abnormalities and psychiatric disorders. Our review focuses on OCD, schizophrenia,

Correspondence: Monja Hoven (m.hoven@amsterdamumc.nl)

¹Department of Psychiatry, Amsterdam UMC, University of Amsterdam, Amsterdam, The Netherlands

²Swiss Center for Affective Science (CISA), University of Geneva (UNIGE), Geneva, Switzerland

Full list of author information is available at the end of the article
These authors contributed equally: Judy Luigjes, Ruth J. van Holst

© The Author(s) 2019



Open Access This article is licensed under a Creative Commons Attribution 4.0 International License, which permits use, sharing, adaptation, distribution and reproduction in any medium or format, as long as you give appropriate credit to the original author(s) and the source, provide a link to the Creative Commons license, and indicate if changes were made. The images or other third party material in this article are included in the article's Creative Commons license, unless indicated otherwise in a credit line to the material. If material is not included in the article's Creative Commons license and your intended use is not permitted by statutory regulation or exceeds the permitted use, you will need to obtain permission directly from the copyright holder. To view a copy of this license, visit <http://creativecommons.org/licenses/by/4.0/>.

addiction, anxiety, and depression, and includes studies in both subclinical and clinical populations. This is because psychiatric disorders have been proposed to be characterized by both qualitative and quantitative shifts in behavior¹⁴, which can be represented by the visible part of a continuum of symptom severity, the lower end of which would be subclinical^{15–18}. Finally, we discuss the benefits of transdiagnostic approaches to investigate confidence and psychiatric symptoms in the general population. Insight into confidence abnormalities could reveal new targets for early interventions. Overall, this review provides a comprehensive framework for the investigation of confidence in psychiatry. It also highlights the methodological challenges and limitations present in this line of research, and delineates suggestions for future avenues of research. Targeting confidence abnormalities in psychiatry could help alleviate symptoms and improve treatment outcomes.

Methods

Two separate systematic literature searches for subclinical and clinical populations were conducted through the electronic database PubMed in October 2018, using the following key terms:

(1) (“confiden*” OR “metacogniti*” OR “meta-cogniti*” AND (“psychiatr*” OR “impulsiv*” OR “compulsiv*” OR “transdiagnostic*” OR “trans-diagnostic*” OR “individual differences” OR “symptom*” OR “healthy”). (862 hits)

(2) (“confiden*” OR “metacogniti*” OR “meta-cogniti*” AND (“depressi*” OR “schizophr*” OR “obsessive compulsive*” OR “OCD” OR “obsessive-compulsive” OR “addict*” OR “substance*” OR “psychiatr*” OR “eating” OR “MDD” OR “gambli*” OR “anxiety*”). (811 hits)

The search was not limited regarding year of publication. We chose not to include autism spectrum disorder (ASD) and attention-deficit hyperactivity disorder (ADHD) for reasons of clarity. Exclusion criteria were non-English manuscripts; studies using questionnaires to assess confidence, and clinical trials assessing effectiveness of metacognitive therapy. All duplicates were removed, abstracts were screened and full texts of relevant studies were reviewed. From the reference lists of selected papers, additional studies and relevant reviews or meta-analyses were included.

Results

We identified 83 studies that met inclusion criteria. Table 1 shows an overview of the task domains, the metacognitive measures and the most commonly used paradigms in these studies. Briefly, three types of confidence measures are often evaluated. Retrospective confidence judgements assess the correctness of a choice¹⁹. Feeling of Knowing (FOK) and Judgments of Learning (JOL) are prospective confidence judgments about one’s ability to later retrieve knowledge about a specific subject

(FOK) or about a learned cue or cue association (JOL). However, retrospective and prospective judgments are considered to be different^{7,20}, since they rely on distinct cognitive resources and are influenced by separate parameters⁷, and should therefore not be used interchangeably. In the current review we mostly focus on retrospective judgments, but for the sake of completeness we also include studies using prospective judgements. Confidence accuracy measures can be derived from comparing retrospective confidence judgements to objective task performance (Fig. 1). Confidence judgments are deemed more accurate when correct choices are held with higher confidence than incorrect choices (discrimination), and when average confidence matches average performance (calibration). Yet, confidence measures can be confounded by changes in first-order performance (Fig. 2). Therefore, recently bias free measures of confidence have been developed that rest on the foundations of signal detection theory (i.e. metacognitive sensitivity, or *meta-d'*)^{21–23}, which measure the ability to discriminate between correct and incorrect choices with confidence judgments while controlling for confounds. Moreover, metacognitive efficiency, or *meta-d'/d'*, measures how efficiently perceptual information is used to form a metacognitive report. For further details on confidence accuracy metrics, see Fig. 1.

OCD

OCD is a psychiatric condition associated with repetitive and functionally impairing actions (i.e. compulsions, such as checking behaviors), mostly performed to alleviate distress induced by intrusive thoughts (i.e. obsessions)^{24,25}.

Subclinical: obsessive-compulsive tendencies and compulsivity

Individuals can express compulsivity or obsessive-compulsive tendencies at varying levels of severity without receiving a diagnosis for OCD. Thirteen studies assessing the link between confidence and subclinical OCD symptoms were identified (Table 2a). Two studies found lowered confidence associated with high obsessive-compulsive (OC) tendencies^{26,27} using a false biofeedback task in which participants evaluated their muscle tension. High OC individuals showed more reliance on false feedback and lower confidence in evaluating their muscle tension while the influence of feedback on muscle tension was similar between high and low OC groups. Other studies have not found direct differences in confidence ratings or calibration between individuals with high and low OC tendencies^{28–30}, but a subset of these studies has identified other metacognitive effects. Hauser et al.²⁹, used a motion detection task and found lower metacognitive efficiency (*meta-d'/d'*) in highly compulsive participants, suggesting that high OC subjects do not

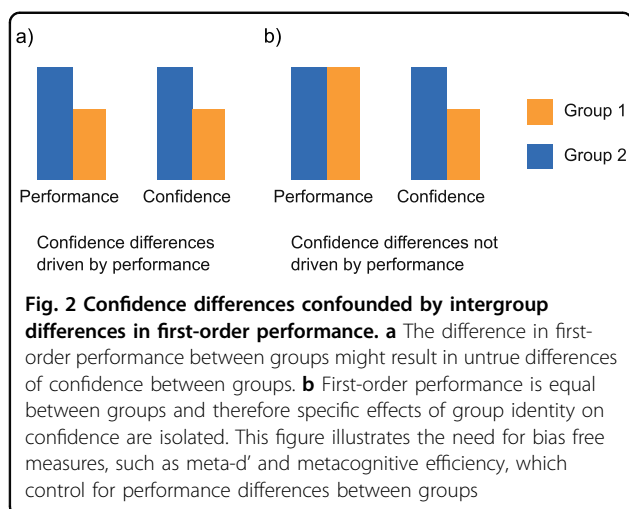
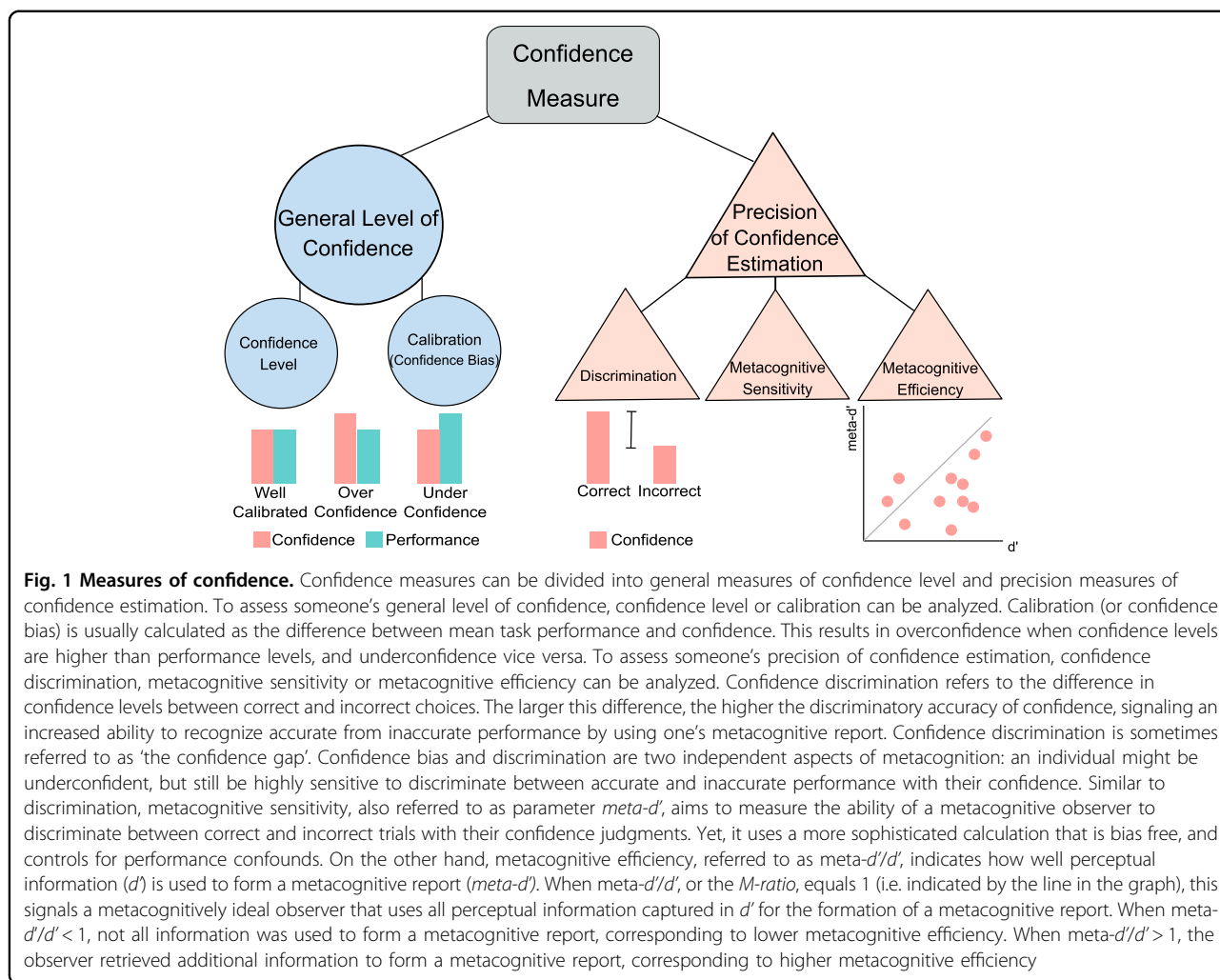
Table 1 Most commonly studied cognitive domains, paradigms, and measures

Domain	Paradigm	Metacognitive measure	Description of paradigm
Memory	Repeated Checking Task	Confidence level (N-BF)	Participants manipulate different objects (e.g. light switches) and rate their memory confidence. The effects of repeated checking on memory confidence are assessed.
	Repeated Cleaning Task	Confidence level (N-BF)	Participants clean different objects and rate their memory confidence in cleaning those objects. The effects of repeated cleaning on memory confidence are assessed.
	Verbal Memory Task	Confidence level and FOK/JOL measures (N-BF) ^a	Participants memorize words and after a time interval perform a recall or recognition and rate their memory confidence.
	Visual Memory Task	Confidence level and FOK/JOL measures (N-BF) ^a	Participants memorize visual stimuli and after a time interval perform a recall or recognition and rate their memory confidence.
	False-Memory Task	Confidence level, confidence in errors and discrimination (N-BF)	Most studies made use of the Deese-Roediger-McDermott (DRM) paradigm. Word lists are presented and after a time interval a recognition test with old and new words (i.e. lure words) is administered and memory confidence is asked.
	Source-Monitoring Task	Confidence level, confidence in errors and discrimination (N-BF)	A wordlist is presented and participants create semantic associations for each word. Afterwards, participants recognize original (old) and self-created (new) words, their source (i.e. experimenter or self) and rate their memory confidence.
Perception	Perceptual Decision Making Task	Confidence level (N-BF), metacognitive sensitivity (i.e. meta-d') and efficiency (i.e. meta-d'/d') (BF)	Participants make a two-alternative decision about perceptual stimuli (i.e. which box contains most dots) and rate their confidence in each decision.
General Knowledge	General Knowledge Task	Confidence level (N-BF)	Participants answer general knowledge questions and rate their level of confidence.
Action	Muscle Tension Task	Confidence level (N-BF)	Participants produce certain levels of muscle tension and rate their confidence about their subjective muscle tension estimates.
Other	Predictive Inference Task	Confidence level (N-BF)	Participants predict the position of a certain particle and state their confidence in their prediction, while the environment is changing over time.
	Wisconsin Card Sorting Task	Confidence level (N-BF)	Participants figure out a sorting rule and rate their confidence in this rule. The sorting rule changes over time and the participants have to relearn the rule.
	Emotion Task	Confidence level (N-BF)	Participants recognize facial emotions and state their confidence.

Most tasks involve retrospective confidence judgements after every decision or action
 FOK feeling of knowing, JOL judgement of learning, N-BF non bias free, BF bias free
^aTask paradigm that uses both prospective and retrospective confidence judgments

utilize all accessible information to form a metacognitive report. Ben Shachar et al.²⁸ did not find any differences between high and low OC groups in any confidence measure they used (i.e., confidence level, calibration and

discrimination) in a general knowledge task. However, they report that high OC participants were more reluctant to report their answers implicating that they required a higher level of confidence to act on their answer.



Another way of investigating the relationship between confidence and OCD features (such as repetitive checking, cleaning or doubt) is by testing the effect of manipulating

confidence on OCD features or vice versa. In particular, this has been done for confidence in memory (i.e. "metamemory"). Van den Hout & Kindt³¹ were the first to show that OCD-like checking behavior leads to a decline in memory confidence levels in OCD-relevant scenarios (e.g. involving cleaning or checking), while memory performance was unaffected. Multiple studies have replicated these findings since, both for real life scenarios and mental checks^{32–36}. Following the same hypothesis, another study using a repeated cleaning procedure found that memory confidence significantly increases over time for control items, yet remains stable for repeatedly cleaned items, while memory performance was equal for both items³⁷. Instead of examining the effect of compulsive behavior on memory confidence, Cuttler et al.³⁸ studied the effect of manipulating memory confidence on compulsive behavior and found that participants whose memory confidence is diminished, experience a higher level of doubt and more urges to check in a prospective memory task. Moreover, using the same

false bio-feedback task as Lazarov et al.²⁶, Zhang et al.²⁷ found that the group with experimentally undermined confidence was more susceptible to distortions of confidence due to a higher reliance on the false feedback compared with the control group.

In sum, there is substantial evidence that engaging in OC behaviors lowers memory confidence, and that decreasing confidence can increase OC tendencies, supporting the idea of a link between low confidence and subclinical OC tendencies, specifically in OCD-relevant situations^{31–38}. Moreover, there are multiple indications of confidence abnormalities associated with subclinical OC tendencies in the cognitive domains of interoception and perception^{26,27}, such as a decrease in metacognitive efficiency²⁹, although this is not supported by all studies^{28,30}. These contradictory results cannot be further clarified by performance confounds, since all studies showed equal performance levels between groups. Concluding, subclinical OC tendencies are mostly associated with a decrease in confidence or metacognitive efficiency, both in OCD-relevant contexts as well as neutral task environments.

Clinical OCD

Of the 23 studies investigating confidence in OCD patients, most have focused on metamemory tasks (Table 2b). The pioneering study by McNally & Kohlbeck³⁹ showed that OCD patients express lower confidence than healthy participants, whereas memory performance was equal between groups. Many studies have since replicated these findings, using both OCD-relevant and neutral tasks or stimuli^{40–44}. Two studies reported that the low confidence observed in OCD patients was associated with a decrease in memory performance^{45,46}. Although memory performance deficits might have been the driving force behind some reported confidence deficits (Fig. 2), many studies still find an impaired confidence in OCD patients in the absence of memory deficits^{41–44}. This association does not consistently replicate, however^{47–52}. To explain these contradictory results, it has been suggested that the metamemory problems in OCD are amplified by contextual factors such as a heightened subjective feeling of responsibility^{53–55}. Furthermore, declining confidence levels with repetition of checks have been found in clinical OCD populations, also when controlling for anxiety levels, linking reduced memory confidence to typical OCD checking behavior^{53,56}.

Declines in confidence in OCD patients have also been found in tasks evaluating perception and action⁵⁷, general knowledge^{58,59}, and interoception⁶⁰. A recent study found no differences in the dynamic course of confidence between OCD and healthy controls in a volatile reinforcement-learning task, but did show a dissociation between confidence and action in OCD patients⁶¹.

However, the authors did not analyze group differences for confidence precision or confidence calibration.

Overall, most evidence points to a decrease in confidence in OCD patients in multiple cognitive domains (i.e. memory, perception, and interoception)^{39–46,57–60}. This has been linked to checking behavior^{53,56}, where repetitions of actions are associated with a greater distortion of confidence levels. It is, however, not fully established whether decreases in confidence, in addition to OCD-relevant situations, also extend to neutral situations. Conflicting evidence exists, such that some studies did find decreases in confidence in OCD patients using neutral tasks^{40,42,43,45,58–60}, whereas other did not^{48–52}. None of these studies actively controlled for performance differences between groups, but most studies did nevertheless show equal levels of performance between groups. Importantly, confidence abnormalities are likely dependent on contextual factors, since multiple studies have reported decreases in confidence in OCD patients in OCD-relevant scenarios, or specifically when patients experience heightened responsibility^{47,53–57}. To our knowledge, no studies have yet investigated abnormalities in metacognitive sensitivity or efficiency in clinical OCD populations. To conclude, decreases in confidence have been found in OCD for various cognitive domains within both neutral and OCD-relevant contexts (Fig. 3). However, some studies did not find differences within the OCD population.

Schizophrenia

Schizophrenia is a psychiatric disorder defined by positive symptoms, including hallucinations and delusions, and negative symptoms, comprising flattening of affect, loss of pleasure and social withdrawal⁶². Next to these symptoms, schizophrenic patients suffer from cognitive impairment⁶³.

Subclinical: non-psychotic help-seeking individuals and delusion proneness

Most patients experience a prodromal phase in which symptoms gradually develop into schizophrenia or psychosis⁶². One of the predictors of transition into psychosis is cognitive impairment, with high-risk individuals exhibiting moderate to severe deficits in cognitive abilities⁶⁴. Next to the cognitive deficits, metacognition also seems to be impaired in schizophrenia; however, the nature of the impairment is not yet fully understood.

Eight studies investigating the link between confidence and subclinical schizophrenia were identified (Table 2c). Two studies evaluated confidence in verbal memory, executive functioning, and social functioning tasks as possible neuropsychological markers in early pre-psychotic stages of schizophrenia in help-seeking adolescents.^{65,66} Scheyer et al.⁶⁶ found no differences in either

cognitive or metacognitive abilities between individuals with high versus low risk for future psychosis; yet, confidence was a significant predictor for psychosocial functioning above and beyond cognitive abilities alone. Koren et al.⁶⁵ assessed the relationship between confidence and self-disturbance in help-seeking adolescents with or without attenuated psychotic syndrome (APS), which is considered a prodromal phase of schizophrenia. Self-disturbance is a risk factor for developing psychosis, defined as the disruption of the sense of being a self-present subject of experience and action⁶⁷. Results showed that confidence monitoring (i.e. the correlation between confidence and actual performance) had a significant positive relationship with self-disturbance, beyond neurocognitive functioning and APS symptoms alone. This indicates that a higher level of self-disturbance was related to increased metacognitive abilities.

Regarding delusion proneness, three studies using false memory and reasoning tasks found that delusion prone subjects are more overconfident^{68,69}, especially in errors⁷⁰. Likewise, individuals with a high level of paranoia exhibited lower confidence discrimination in a visual task⁷¹. The authors argue that overconfidence in errors is induced by “liberal acceptance”, when partial information is deemed sufficient for having high confidence in a decision⁷². In turn, this liberal acceptance of false memories or unlikely events may promote delusions and paranoid ideation. Another study, using a general knowledge task, confirmed overconfidence in errors in individuals with high paranoia levels, but also showed that it was dependent on subjective competence and perceived difficulty⁷³. They found that overconfidence in errors is exaggerated when subjects feel highly competent or deemed the question easy. However, a recent study using a perceptual task did not find any direct relationships between self-reported schizotypy symptoms and confidence level or metacognitive efficiency³⁰.

In sum, prior subclinical studies have produced mixed results. One study reports no differences between high and low risk groups⁶⁶, and one even shows improvement of metacognitive abilities with higher schizotypal symptoms⁶⁵. Nevertheless, most of the studies, which were the most extensive in terms of participants, reported that delusion prone or highly paranoid individuals showed an overconfidence effect for errors, resulting in a diminished confidence discrimination within various cognitive domains (i.e. memory, perception and reasoning)^{68–71}. Of note, a recent study indicates that this effect might also be moderated by subjective level of competence⁷³. None of the studies actively controlled for performance differences.

Clinical Schizophrenia

Similar to research in OCD, the most considerable evidence for confidence abnormalities in schizophrenia

has come from metamemory studies. Most of the 23 identified studies have either performed a source-monitoring or a false memory task (Table 2d). The majority reports that schizophrenia patients exhibit higher confidence for incorrect answers, resulting in a confidence discrimination deficit^{74–83}. Schizophrenia, OCD, and post-traumatic stress disorder (PTSD) patients all exhibited lower memory performance than healthy controls, but schizophrenia patients showed a specific impairment in discrimination compared with both OCD and PTSD control groups, due to a higher confidence in errors⁸⁴. Moritz, Woodward & Chen⁸⁵ used the source-monitoring paradigm (Table 1) to study the developmental trajectory of confidence problems in first-episode psychosis patients (FEP). They found a confidence discrimination deficit in the FEP group due to overconfidence in errors. These results were replicated more recently in both FEP patients and high risk groups using a source-monitoring and false memory task^{86,87}. Together, these findings reinforce the notion that an overconfidence in errors may serve as a risk factor for developing schizophrenia.

The inflated confidence in errors, in the absence of performance differences, was also reported in other cognitive domains, such as emotion perception^{88–90}. In the perceptual domain, at similar levels of performance, schizophrenia patients showed inflated confidence in errors compared with both a healthy and an OCD control group⁹¹. Moreover, the amount of high confident errors significantly correlated with self-rated levels of current paranoia. Similarly, Davies et al.⁹² found that FEP patients have a significantly lower metacognitive sensitivity (*meta-d'*) compared with healthy subjects, despite similar performance and confidence levels, suggesting that schizophrenia patients are impaired in discriminating between correct and incorrect trials with their confidence judgments. However, two studies did not find such a discrimination impairment, although one did report decreased metacognitive performance in schizophrenia patients⁹³. The other reported higher confidence levels in errors for healthy controls, and more high confident source misattributions in schizophrenia patients⁹⁴.

Lastly, a study using a FOK task paired with confidence judgments found no differences in confidence level between schizophrenia patients and healthy subjects, while FOK judgments were lower in the patient group⁹⁵. This finding was replicated using a memory task⁹⁶.

In sum, the most consistent finding in schizophrenia patients is an inflated retrospective confidence in errors resulting in reduced confidence discrimination within multiple cognitive domains (i.e. memory, visual and emotional perception) (Fig. 3)^{72,74–83,88–90}. This reduced discrimination may be attributed to a deficit in metacognitive sensitivity⁹². Furthermore, these abnormal

confidence levels are already found, albeit less consistently, in early stages of the disorder (i.e. at risk populations and FEP patients)^{85–87}. Concluding, schizophrenia patients show abnormal confidence discriminatory abilities induced by overconfidence in errors.

Addiction

Addictions can be roughly divided in two categories: dependency to a substance (i.e. substance-use dependency; SUD) or to an activity (such as gambling disorder; GD). Addictions are characterized by persistent drug use or maladaptive behavior despite negative consequences⁹⁷. SUDs and behavioral addictions have a common underlying neural mechanism that governs the development and sustenance of these disorders⁹⁸. Next to classic symptoms of habit forming and craving, addicted individuals are also impaired in a broad spectrum of cognitive functions⁹⁹.

Subclinical addiction

Three studies investigating confidence in subclinical addiction were identified (Table 2e). Two studies divided a student population into probable pathological gamblers, problem gamblers and no-problem gamblers and used a general knowledge task^{100,101}. Goodie¹⁰⁰ found that pathological gamblers have significantly higher confidence, but also lower task performance, compared with the other groups, resulting in higher overconfidence. Similarly, Lakey et al.¹⁰¹ showed that non-problem gamblers were less overconfident than the other two groups, with no differences between the pathological and problem gamblers. Both studies also found a significant positive correlation between gambling severity and overconfidence. Considering SUD, a recent study using a perceptual task found no direct relationship between self-reported alcoholism symptoms and either confidence level or metacognitive efficiency in the general population³⁰.

Taken together, these few studies showed some evidence for confidence abnormalities in subclinical GD within the semantic memory domain, pointing to increased overconfidence in a general context^{100,101} (Fig. 3). However, task performance was not held equal between groups, rendering it difficult to draw firm conclusions. Furthermore, these findings did not extend to links between alcoholism symptoms and confidence within the perceptual domain³⁰. The link between confidence abnormalities and subclinical symptoms of addiction is therefore not yet apparent.

Clinical addiction

A total of five studies have investigated confidence in addiction (Table 2f). One study assessed confidence in GD patients and healthy controls using a non-gambling grammar task and reported similar confidence levels in both groups, while GD patients exhibit lower

performance¹⁰². However, confidence correlated with performance in healthy controls, but not in GD patients, suggesting an abnormal confidence processing in gamblers. Considering SUD, Le Berre et al.¹⁰³ studied confidence in alcohol-use disorder patients using a memory task with a prospective FOK measure. Results showed that alcohol use disorder patients had a significantly worse memory performance than healthy controls, and were less accurate regarding their FOK judgments as they overestimated their recognition performance. Moreover, a significant positive correlation was found between memory deficits, executive dysfunction and metamemory impairment in alcohol use disorder patients. In another study, using a visuo-perceptual task in which performance was held constant, active cocaine addicted individuals displayed a decreased metacognitive efficiency compared with remitted cocaine users and healthy subjects¹⁰⁴. Interestingly, the remitted group did not differ from the healthy controls. Both cocaine user groups did not differ with regards to peak drug usage, suggesting that the results cannot be attributed to a greater lifetime addiction severity in active users.

To date, two studies have examined confidence in a population of opiate dependent patients receiving methadone maintenance treatment. Mintzer & Stitzer¹⁰⁵ found that patients reported significantly higher confidence for incorrect choices in a memory task compared with healthy subjects, resulting in worse confidence discrimination. Recently, Sadeghi et al.¹⁰⁶ found lower metacognitive efficiency for patients using a perceptual task, while no differences in mean confidence levels or performance could be detected. In the memory domain, however, patients exhibited lower performance but similar metacognitive efficiency than controls. These findings suggest that separate metacognitive systems might exist for different cognitive domains.

Summing up, a single study in GD patients showed a disconnection between confidence and accuracy, indicating a deficiency in metacognition¹⁰². Replications using bias free measures of confidence are needed in order to confirm this effect. In SUD patients, multiple studies correcting for performance differences and using bias-free confidence measures reported inflated retrospective confidence for errors and thus decreased confidence discrimination, as well as diminished metacognitive efficiency. This abnormality was found in both memory and perceptual domains^{105,106}, and improved in remitted patients¹⁰⁴. Replications and direct comparisons between addiction subtypes are needed to confirm the generalizability of these findings. Concluding, multiple bias-free studies reported a decrease in confidence discrimination and metacognitive efficiency in SUD patients (Fig. 3). However, for GD patients, more research is needed.

Anxiety and depression

Major depressive disorder (MDD) and anxiety disorders are common disorders with a lifetime prevalence of 16.2% and 28.8%, respectively^{107,108}. Since they are both classified as mood disorders and are highly comorbid, they are considered jointly. MDD and anxiety disorders share a negativity bias in information processing, reflecting a greater focus on negative input^{109–112}. While general deficits in cognition are established symptoms in these disorders^{113,114}, studies investigating confidence disorders are scarce. However, the well-known hallmarks of both disorders: negative self-concepts, rumination and indecisiveness¹⁰⁹, suggest that patients show a negative confidence bias.

Subclinical anxiety and depression

Subclinical levels of depression and anxiety are common among the general population¹¹⁵. Five studies researching subclinical anxiety or depression were identified (Table 2g). Stone, Dodrill & Johnson¹¹⁶ used a general knowledge task in four groups from a general population sample: (1) non-depressed non-anxious, (2) non-depressed anxious, (3) depressed non-anxious, and (4) depressed anxious. They reported lower confidence levels in depressed non-anxious individuals compared with the control group (non-depressed, non-anxious), in the absence of performance differences. Surprisingly, the depressed anxious group did not differ from the control group on any measure, suggesting that the presence of anxiety itself might counterbalance the confidence abnormalities found in depression. Soderstrom, Davalos & Vázquez¹¹⁷ divided a non-clinical sample into non-, mild-, and moderate depression groups and used a memory task with a JOL measure (i.e. prospective confidence). While results showed overconfidence in all three groups, mildly depressed subjects exhibited significantly lower overconfidence than the other groups. No differences in calibration were found between the non- and moderately-depressed groups. However, caution must be taken when interpreting these results, as performance levels were significantly different between the groups. The authors of a third study divided a large group of undergraduates into depressed and non-depressed groups and asked participants to predict future events¹¹⁸. They reported overconfidence in the depressed group, but this was fully driven by differences in prediction performance: while reporting similar levels of confidence, depressed individuals showed a decreased performance in predicting future events compared with the non-depressed group. Moreover, the lack of confidence differences between groups could be explained by the use of valenced life events rather than a neutral task: since depressed subjects commonly have a negative self-concept and a general focus on negative events¹⁰⁹, they may have a high confidence that negative events could happen.

One study did not detect any association between depression and/or anxiety symptoms and various confidence measures obtained via several cognitive tasks assessing executive functioning, memory and social emotional functioning¹¹⁹. However, Rouault et al.³⁰ did find a significant negative relationship between self-reported depression and anxiety symptoms and confidence level in the general population, indicating that individuals with higher depression or anxiety symptom scores report lower levels of confidence.

Together, the research on metacognition in mood disorders remains inconclusive to date due to contradictory results. Two studies reported underconfidence in the subclinical depressed groups within perceptual and semantic memory domains;^{30,116} two studies showed overconfidence due to performance deficits^{117,118} using prediction and memory tasks, and one study reported null findings in various cognitive domains (i.e. executive functioning, memory and emotional processing)¹¹⁹. Moreover, individuals with both depression and anxiety symptoms did not show confidence abnormalities. However, some of these studies were confounded by differences in performance, which could have caused false reports of overconfidence. Regarding only the studies that did correct for performance differences and used retrospective confidence judgments^{30,116}, all reported an effect of underconfidence.

Clinical anxiety and depression

In MDD patients, four studies were identified that mostly reported underconfidence compared with healthy controls using different paradigms (Table 2h). One study found decreased confidence discrimination in both current and recovered MDD patients using a general knowledge task¹²⁰. This effect significantly correlated with depression severity, such that patients with more severe depression showed lower confidence levels and discrimination. A second study using four different decision tasks (i.e. an episodic memory, general knowledge, perceptual discrimination and a social judgment task) found that MDD patients reported lower confidence levels than the control group, whereas recovered patients did not¹²¹. In both studies, performance was equal between the groups. In a third study, MDD patients exhibited lower performance in a memory task than a control and a chronic-fatigue syndrome patient group. This was accompanied by greater underconfidence in the MDD group, both when judgments were made after every single trial and after a block of trials¹²². Lastly, a recent study using an emotional perception task found no interaction between group and confidence in a model explaining incorrect responses¹²³. However, in line with previous findings, the authors did find a significant association

between low confidence levels and high depression severity scores.

To our knowledge, there are no studies to date examining confidence focusing solely on anxiety patients versus healthy controls. However, a few studies investigating OCD used anxiety disorder patients as a clinical control group. Two studies found no difference between anxiety or panic disorder patients and healthy controls regarding confidence^{59,60}, whereas another study showed that anxious controls had lower confidence levels⁵⁶. A recent study, which did not include a healthy control group, found that anxious and OCD patients had similar levels of memory confidence⁴⁷.

In summary, most studies showed a reduction of confidence levels in MDD in different cognitive domains (i.e. memory, visual and social perception)^{120–122}. Furthermore, some studies showed greater levels of underconfidence for current versus recovered MDD patients¹²¹, whereas other studies did not report any differences¹²³. Mixed results were found for anxiety disorders: two studies showed decreased confidence levels similar to OCD when compared to healthy controls within the memory domain^{47,56}, whereas two other studies did not find such differences using general knowledge and interoception paradigms^{59,60}. Concluding, depression patients mostly showed an effect of underconfidence, whereas this effect was not clear-cut for anxiety patients (Fig. 3).

Transdiagnostic psychiatry

Transdiagnostic psychiatry is an emerging scientific field which attempts to decipher the cognitive, affective and neurobiological processes underlying complex behavior by relating them to symptom dimensions. Since this

approach transcends traditional diagnostic categories, it has the potential to refine the current nosology-based clinical classifications beyond the classical Diagnostic and Statistical Manual of Mental Disorders (DSM) diagnostic criteria^{124,125}. The underlying idea of this approach is that cognitive and brain-related functions (e.g. those relating to confidence processing) might map more closely onto symptomatology than DSM diagnoses.

A recent study by Rouault et al.³⁰ leveraged such a transdiagnostic psychiatry approach to investigate the relationship between confidence and psychiatric symptomatology in the general population. A large sample from the general population performed a perceptual decision-making task and answered self-report questionnaires spanning a range of psychiatric symptoms, including depression, general anxiety, schizotypy, impulsivity, OCD, social anxiety, eating disorders, apathy and alcohol dependency (Experiment 1: $n = 498$. Experiment 2: $n = 497$. See Table 2a, c, e, g). The relationships between accuracy, decision parameters, confidence and metacognitive efficiency ($meta-d'/d'$) were examined. Results showed that the symptoms were not associated with decision parameters, but that higher levels of depression and anxiety symptoms were significantly associated with decreased confidence. Furthermore, a factor analysis was carried out to retrieve a parsimonious latent structure that best explained the variance at the item level of all questionnaires, which identified three symptom dimensions: Anxious-Depression (AD), Compulsive Behavior and Intrusive Thought (CIT) and Social Withdrawal (SW). The AD dimension was significantly associated with lower confidence and higher metacognitive efficiency, whereas the CIT cluster was related to higher confidence and a

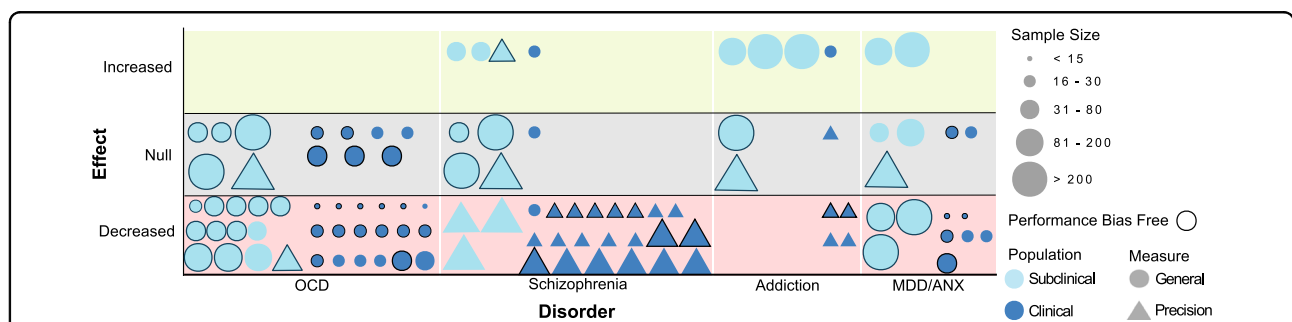


Fig. 3 Overall confidence abnormalities in (sub)clinical psychiatry. This figure shows the overall abnormalities in confidence processes in different (sub)clinical psychiatric disorders (versus healthy controls in clinical patient groups). Every study is represented by one data point (circle or triangle). When a study existed of multiple experiments testing different populations, multiple data points were used. For all clinical studies, the sample size of the patient group is displayed. Different colors are used for subclinical (light blue) and clinical (dark blue) populations. Different symbols represent increases (on upper line) no change (middle line) or decreases (lower line) of general confidence level (circles) or precision of confidence estimation (triangles). Studies that controlled for performance biases, be it by using the bias-free meta- d' framework, or by showing (or actively keeping) equal performance levels between groups, are outlined. For studies investigating schizophrenia that found both an increase in confidence for errors as well as a decrease in discrimination, the latter effect is displayed in this figure. The subclinical study by Rouault et al.³⁰ is included in all four disorder categories. For explanation of the different confidence measures, see Fig. 1. OCD obsessive-compulsive disorder, MDD/ANX depression/anxiety disorders

Table 2 Overview of reviewed studies

Authors	Year	Sample size and study populations	Task	Results	Performance bias free
(A) Overview of subclinical OCD studies					
Ashbaugh & Radomsky ²²	2007	152 HC	Repeated Checking Task ^a	↓ confidence high-checkers vs low-checkers	-
Ben Shachar et al. ²⁸	2013	47 HC; high and low OC tendencies	General Knowledge Task	== confidence high vs low OC tendencies	+
Coles, Radomsky & Homg ³³	2006	S1: 51 HC S2: 81 HC	Repeated Checking Task ^a	S1 & S2: ↓ confidence with repeated checking	+
Cuttler et al. ³⁸	2013	199 HC	Prospective Memory Task	↓ confidence undermined group	+
Fowle & Boschen ³⁷	2011	60 HC	Repeated Cleaning Task ^a	no increase in confidence for repeatedly cleaned items, increase in confidence for non-repeatedly cleaned items	+
Hauser et al. ²⁹	2017	40 HC; high and low OC tendencies	Global Motion Detection Task	↓ metacognitive efficiency high compulsive group	++
Lazarov et al. ²⁶	2012	38 HC; high and low OC tendencies	False Feedback Muscle Tension Task	↓ confidence high compulsive group	+
Radomsky, Gilchrist & Dussault ³⁵	2006	55 HC	Repeated Checking Task ^a	↓ confidence with repeated checking	+
Radomsky & Alcolado ³⁴	2010	62 HC	Repeated Mental Checking Task ^a	↓ confidence with repeated checking	-
Rouault et al. ³⁰	2018	S1: 498 HC S2: 497 HC	Perceptual Decision-Making Task	S1: no relationship OCD symptoms and confidence S2: no relationship OCD symptoms and confidence or metacognitive efficiency	++
Van den Hout & Kindt ³¹	2003a	S1: 39 HC S2: 40 HC	Repeated Checking Task ^a	AD symptom dimension ↓ confidence and ↑ metacognitive efficiency, CIT symptom dimension ↑ confidence and ↓ metacognitive efficiency S1 and S2: ↓ confidence with repeated checking	+
Van den Hout & Kindt ³⁶	2003b	40 HC	Repeated Checking Task ^a	↓ confidence with repeated checking	+
Zhang et al. ²⁷	2017	S1: 30 HC S2: 32 HC	False Feedback Muscle Tension Task	S1 and S2: ↓ confidence high compulsive group	+
(B) Overview of clinical OCD studies					
Boschen & Vuksanovic ⁵³	2007	15 OCD, 40 HC	Repeated Checking Task ^a	↓ confidence OCD vs HC	+
Bucarelli & Purdon ⁴⁷	2016	30 OCD, 18 anxious controls	Repeated Checking Task ^a	↓ confidence with repeated checking	-
Cougler, Salkovskis & Wahl ⁴⁰	2007	39 OCD checkers, 20 OCD non-checkers, 22 anxious controls, 69 HC	Memory Task	== confidence OCD vs anxious controls	-
Dar et al. ⁵⁹	2000	20 OCD checkers, 29 PD, 23 HC	General Knowledge Task	↓ confidence OCD vs HC	+
Dar ⁵⁸	2004	S1: 20 OCD checkers, 20 PD, 20 HC S2: 15 OCD checkers, 15 HC S3: 6 OCD checkers, 6 HC	General Knowledge Task	S1, S2, and S3: ↓ confidence OCD vs both control groups S1, S2, and S3: ↓ confidence with repeated checking	+
Foa et al. ⁴¹	1997	15 OCD, 15 HC	Memory Task	↓ confidence OCD vs HC	+
Hermans et al. ⁵⁷	2008	16 OCD, 16 clinical controls, 16 HC	Repeated Actions Task ^b	↓ confidence OCD vs both control groups	-
Karadag et al. ⁴²	2005	32 OCD, 31 HC	Memory Task	↓ confidence OCD vs HC	+
Lazarov et al. ⁶⁰	2014	20 OCD, 20 anxious controls, 20 HC	False Feedback Muscle Tension Task	↓ confidence OCD vs HC and anxious controls	+
Macdonald et al. ⁴³	1997	10 OCD checkers, 10 OCD non-checkers, 10 HC	Memory Task	↓ confidence OCD checkers vs non-checkers and HC	+
McNally & Kohlbeck ³⁹	1993	12 OCD checkers, 12 OCD non-checkers, 12 HC	Reality Monitoring Task	↓ confidence OCD vs HC	+
Moritz et al. ⁴⁸	2006	17 OCD checkers, 10 OCD non-checkers, 51 HC	Source Memory Task	== confidence OCD vs HC	+
Moritz et al. ⁵⁴	2007	28 OCD, 28 HC	Memory Task ^a	↓ confidence OCD vs HC under high responsibility	+
Moritz et al. ⁴⁹	2009a	43 OCD, 46 HC	Memory Task	== confidence OCD vs HC	+

Table 2 continued

Authors	Year	Sample size and study populations	Task	Results	Performance bias free
Moritz et al. ⁵¹	2009b	32 OCD, 32 HC	Memory Task	== confidence OCD vs HC	+
Moritz et al. ⁵⁰	2011	30 OCD, 20 HC	Memory Task	== confidence OCD vs HC	+
Moritz & Jaeger ⁴⁴	2018	26 OCD, 21 HC	Memory Task	↓ confidence OCD vs HC	+
Radomsky, Rachman & Hammond ⁵⁵	2001	11 OCD	Repeated Checking Task ^a	↓ confidence under high responsibility	-
Tekcan, Topçuoğlu & Kaya ⁵²	2007	25 OCD checkers, 16 OCD non-checkers, 27 HC	Memory Task	== confidence OCD vs HC	+
Tolin et al. ⁵⁶	2001	14 OCD, 14 anxious controls, 14 HC	Repeated Memory Task ^a	↓ confidence OCD vs both control groups with repetition	+
Tuna, Tekcan & Topçuoğlu ⁴⁶	2005	17 OCD, 16 subclinical checkers, 15 HC	Memory Task	↓ confidence OCD vs HC	-
Vaghi et al. ⁶¹	2017	24 OCD, 25 HC	Predictive Inference Task	== confidence OCD vs HC	-
Zitterl et al. ⁴⁵	2001	27 OCD, 27 HC	Memory Task	↓ confidence OCD vs HC	-
(C) Overview of subclinical schizophrenia studies					
Koren et al. ⁶⁵	2017	61 help seeking adolescents	Verbal Memory, Executive – and Social Functioning Tasks	Positive relationship self-disturbance and meta-cognitive control	+
Laws & Bhatt ⁷⁰	2005	105 HC	Memory Task	↑ confidence in errors high delusion-proneness ↓ discrimination high delusion-proneness	-
Mckay, Langdon & Coltheart ⁶⁸	2006	58 HC	Reasoning Task	↑ confidence high delusion-proneness	-
Moritz et al. ⁷¹	2014	2008 HC	Visual Perception Task	↑ confidence in errors high paranoia ↓ discrimination high paranoia	-
Moritz et al. ⁷³	2015	2321 HC	General Knowledge Task ^a	↑ confidence in errors high paranoia, exaggerated with high competence or easy questions ↓ discrimination high paranoia, exaggerated with high competence or easy questions	-
Rouault et al. ³⁰	2018	S1: 498 HC S2: 497 HC	Perceptual Decision-Making Task	S1: No relationship SCZ symptoms and confidence S2: No relationship SCZ symptoms and confidence or metacognitive efficiency AD symptom dimension ↓ confidence and ↑ metacognitive efficiency, CIT symptom dimension ↑ confidence and ↓ metacognitive efficiency	++
Scheyer et al. ⁶⁶	2014	78 help seeking adolescents	Verbal memory, executive functioning and social functioning tasks	== confidence high vs low psychosis-prone groups	+
Warman ⁶⁹	2008	70 HC	Decision-making task	↑ confidence high delusion-proneness	-
(D) Overview of clinical schizophrenia studies					
Bacon et al. ⁹⁵	2001	19 SCZ, 19 HC	General Knowledge Task ^b	== confidence SCZ vs HC ↓ FOK ratings SCZ vs HC	-
Bacon & Izaute ⁹⁶	2009	21 SCZ, 21 HC	Memory Task ^b	↓ FOK ratings SCZ vs HC	-
Bhatt, Laws & McKenna ⁷⁴	2010	25 SCZ, 20 HC	False-Memory Task	↑ confidence in errors SCZ vs HC ↓ discrimination SCZ vs HC	-
Bruno et al. ⁹³	2012	28 SCZ, 14 HC	Emotional and Non-Emotional WCST	== ↓ discrimination SCZ vs HC, but ↓ metacognitive performance SCZ vs HC	+
Davies et al. ⁹²	2018	41 FEP, 21 HC	Perceptual Decision-Making Task	↓ meta-d' FEP vs HC	++
Eifler et al. ⁷⁵	2015	32 SCZ, 25 HC	False-memory Task	↑ confidence in errors SCZ vs HC ↓ discrimination SCZ vs HC	-
Eisenacher et al. ⁸⁶	2015	34 at risk patients, 21 FEP, 38 HC	Verbal Recognition Task	↑ confidence in errors at risk and FEP vs HC ↓ discrimination at risk and FPE vs HC	+
Gaweda, Moritz & Kokoszka ⁷⁶	2012	32 SCZ, 32 HC	Source-Monitoring Task	↑ confidence in errors SCZ vs HC ↓ discrimination SCZ vs HC	-

Table 2 continued

Authors	Year	Sample size and study populations	Task	Results	Performance bias free
Gaweda et al. ⁸⁷	2018	36 at risk patients, 25 FEP, 33 HC	Source-Monitoring Task	↑ confidence in errors UHR and FEP vs HC ↓ discrimination UHR and FEP vs HC	-
Kircher et al. ⁷⁷	2007	27 SCZ, 19 HC	False-Memory Task	↑ confidence (more so in errors) SCZ vs HC	+
Köther et al. ⁸⁸	2012	76 SCZ, 30 HC	Emotion Recognition Task	↑ confidence in errors SCZ vs HC ↓ discrimination SCZ vs HC	-
Moritz & Woodward ⁷⁸	2002	23 SCZ, 15 HC	Source-Monitoring Task	↑ confidence in errors SCZ vs HC ↓ discrimination SCZ vs HC	-
Moritz, Woodward & Ruff ⁷⁹	2003	30 SCZ, 21 HC	Source-Monitoring Task	↑ confidence in errors SCZ vs HC ↓ discrimination SCZ vs HC	-
Moritz et al. ⁸⁰	2004	20 SCZ, 20 HC	False-Memory Task	↑ confidence in errors SCZ vs HC ↓ discrimination SCZ vs HC	-
Moritz et al. ⁸¹	2005	30 SCZ, 15 HC	Source-Monitoring Task	↑ confidence in errors SCZ vs HC ↓ discrimination SCZ vs HC	-
Moritz & Woodward ⁸⁴	2006	31 SCZ, 48 psychiatric controls, 61 HC	Source-Monitoring Task	↑ confidence in errors SCZ vs both control groups ↓ discrimination SCZ vs both control groups	+
Moritz, Woodward & Rodriguez-Paecke ⁸²	2006	35 SCZ, 34 HC	False-Memory Task	↑ confidence in errors SCZ vs HC ↓ discrimination SCZ vs HC	-
Moritz, Woodward & Chen ⁸⁵	2006	30 FEP, 15 HC	Source-Monitoring Task	↑ confidence in errors FEP vs HC ↓ discrimination FEP vs HC	-
Moritz et al. ⁸³	2008	68 SCZ, 25 HC	False Visual Memory Task	↑ confidence in errors SCZ vs HC ↓ discrimination SCZ vs HC	-
Moritz et al. ⁸⁹	2012	23 SCZ, 29 HC	Emotion Perception Task	↑ confidence in errors SCZ vs HC ↓ discrimination SCZ vs HC	+
Moritz et al. ⁹¹	2014	55 SCZ, 58 OCD, 45 HC	Perceptual Decision-Making Task	↑ confidence in errors SCZ vs HC ↓ discrimination SCZ vs HC	+
Peters et al. ⁹⁴	2007	23 SCZ, 20 HC	False-Memory Task	↑ confidence in errors HC vs SCZ ↓ discrimination SCZ vs HC	+
Peters et al. ⁹⁰	2013	27 SCZ, 24 HC	Emotional Memory Task	↑ confidence in errors SCZ vs HC ↓ discrimination SCZ vs HC	-
(E) Overview of subclinical addiction studies					
Goodie ¹⁰⁰	2005	S1: 200 HC S2: 384 HC	General Knowledge Task	S1 & S2: ↑ overconfidence problem and possible pathological gamblers	-
Lakey, Goodie & Campbell ¹⁰¹	2007	221 HC	General Knowledge Task & Iowa Gambling Task	↑ overconfidence problem and possible pathological gamblers	-
Rouault et al. ²⁰	2018	S2: 497 HC	Perceptual Decision-Making Task	S2: No relationship alcoholism symptoms and confidence or metacognitive efficiency AD symptom dimension ↓ confidence and ↑ metacognitive efficiency, CIT symptom dimension ↑ confidence and ↓ metacognitive efficiency	++
(F) Overview of clinical addiction studies					
Brevers et al. ¹⁰²	2014	25 GD, 25 HC	Grammar Task	Disconnection confidence and accuracy GD	-
Le Berre et al. ¹⁰³	2010	28 AUD, 28 HC	Memory Task ^b	↑ FOK judgments AUD vs HC	-
Mintzer & Stitzer ¹⁰⁵	2002	18 MMP, 21 HC	Memory Task	↑ confidence for errors MMP vs HC ↓ discrimination MMP vs HC	-
Moeller et al. ¹⁰⁴	2016	14 remitted CUD, 8 active CUD, 13 HC	Perceptual Decision-Making Task	↓ metacognitive efficiency active CUD vs remitted CUD and HC	++
Sadeghi et al. ¹⁰⁶	2017	23 MMP, 24 HC	Memory & Perceptual Task	↓ metacognitive efficiency MMP vs HC perceptual task, but not memory task	++

Table 2 continued

Authors	Year	Sample size and study populations	Task	Results	Performance bias free
(G) Overview of subclinical depression/anxiety studies					
Dunning & Story ¹⁸	1991	S1: 164 HC S2: 259 HC	Future Prediction Task	S1 and S2: ↑ confidence depressed vs non-depressed	—
Quiles, Prouteau & Verdoux ¹⁹	2015	50 HC	WCST, Digit Span, Memory Task and Emotion Recognition Task	No relationship confidence and depression/anxiety symptoms	—
Rouault et al. ²⁰	2018	S1: 498 HCS2: 497 HC	Perceptual Decision-Making Task	S1: Negative relationship confidence levels and depression/anxiety symptoms S2: Negative relationship confidence levels and anxiety symptoms, no relationship with metacognitive efficiency AD symptom dimension ↓ confidence and ↑ metacognitive efficiency, CIT symptom dimension ↑ confidence and ↓ metacognitive efficiency ↓ calibration based on JOL, mildly depressed vs HC == calibration based on JOL moderate depressed vs HC ↓ confidence depressed group	++
Soderstrom, Davalos & Vásquez ¹⁷	2011	97 HC	Memory Task ^b		—
Stone, Dodrill & Johnson ¹⁶	2001	200 HC	General Knowledge Task		+
(H) Overview of clinical depression/anxiety studies					
Bucarelli & Purdon ⁴⁷	2016	30 OCD, 18 ANX	Repeated Checking Task	== confidence ODC vs ANX	—
Dar et al. ⁵⁹	2000	20 OCD checkers, 29 PD, 23 HC	General Knowledge Task	== confidence PD vs OCD and HC	+
Fieker et al. ¹²³	2016	45 MDD, 30 HC	Emotional Perception Task	Negative correlation confidence and depression severity	+
Fu et al. ¹²¹	2005	15 MDD, 15 recovered MDD patients, 22 HC	Memory, General Knowledge, Perceptual and Social Judgment Task	↓ confidence MDD vs HC == confidence recovered MDD vs HC and MDD	—
Hancock, Moffoot & O'Carroll ²⁰	1996	14 MDD, 14 recovered MDD patients, 14 HC	General Knowledge Task	↓ confidence for correct answers in MDD vs HC == confidence recovered MDD vs HC	+
Lazarov et al. ⁶⁰	2014	20 OCD, 20 ANX, 20 HC	False Feedback Muscle Tension Task	↓ confidence OCD vs ANX and HC	+
Szu-Ting Fu et al. ¹²²	2012	23 MDD, 22 dysphoria patients, 32 HC	Memory Task	↓ confidence MDD vs HC and dysphoria	—
Tolin et al. ⁵⁶	2001	14 OCD, 14 ANX, 14 HC	Memory Task	↓ confidence ANX vs HC	+

This table shows a summary of all studies assessing confidence in the different psychiatric disorders included in this review. In the various subparts, studies using the following populations are described: (A) subclinical OCD, (B) clinical OCD, (C) subclinical schizophrenia, (D) clinical schizophrenia, (E) subclinical addiction, (F) clinical addiction, (G) subclinical depression/anxiety, and (H) clinical depression/anxiety. The results are schematically represented with ↓ signaling a significant decrease, ↑ significant increase and == no differences. Regarding the performance bias, the signs indicate the following: ++ : Study used bias free measures such as meta-d' and/or actively kept performance equal between groups (e.g. by using a staircase procedure), +: The assessed groups had equal levels of performance, -: Study did not use bias free measures and did not control for performance differences between groups, or did not report accuracy measures. For more information about the most frequently used tasks, see Table 1

HC healthy controls, OC obsessive-compulsive, OCD obsessive-compulsive disorder, AD anxious-depressive, CIT compulsive behavior and intrusive thought, PD panic disorder, SCZ schizophrenia, FEP first-episode psychosis, FOK feeling of knowing, GD gambling disorder, AUD alcohol use disorder, MIMP methadone maintenance patients, AUD cocaine use disorder, ANX anxiety disorder, MDD major depressive disorder, S1 study 1, S2 study 2

^aThis study has taken into account moderators (i.e. OCD-relevant contexts, responsibility level or subjective competence)

^bThis study used a prospective confidence measure

lower metacognitive efficiency. The metacognitive efficiency results did, however, not survive correction for multiple comparisons and must be interpreted with caution. Lastly, none of the three symptom dimensions showed a relationship with decision parameters, indicating that psychiatric symptoms are related to shifts in confidence, but not in performance. Therefore, changes in confidence may represent a specific behavioral correlate of subclinical psychopathology that could be an important component of transdiagnostic psychiatry.

Discussion

In this review we sought to obtain an answer to the question whether confidence judgments are abnormal across psychiatric disorders. We found evidence for confidence abnormalities across a variety of psychiatric disorders, which take specific directions for the different populations (Fig. 3). For (sub)clinical OCD, the most consistent finding is a decrease in confidence level, especially related to typical OCD contexts, such as checking behavior. Regarding (sub)clinical schizophrenia, we primarily found increased confidence in errors resulting in a decrease of discrimination and metacognitive sensitivity. This diminished discriminatory ability between correct (real) and incorrect (imagined) situations fits core schizophrenia symptoms such as delusions and hallucinations, and was recently also found to be dependent on subjective competence. In clinical addiction, an increase in confidence—leading to a decrease in confidence discrimination and metacognitive efficiency—was found, which corresponds to the symptomatic lack of self-insight in this population¹²⁶. Subclinical addiction has not been studied as extensively, but overconfidence was found in subclinical GD. In clinical anxiety and depression, reductions in confidence levels were found, which fit with the negative information processing bias observed in mood disorders¹¹⁰. However, subclinical studies show mixed results and no studies using anxiety patients as the primary group of interest have been performed to date. Together, these results demonstrate that clinical and subclinical studies generally show similar results.

While these results suggest that there are abnormalities in confidence estimations in psychiatric patients, another important question is how these abnormalities relate to psychiatric disorders. Are these abnormalities closely linked or even underlying psychiatric symptoms? Are they a result of the disorder or perhaps only a byproduct without any significance for symptomatology? The studies discussed in this review indicate that there is a close interplay between psychiatric symptoms and confidence. For instance, several studies found that abnormal levels of confidence are already present in non-clinical populations with psychiatric tendencies or subclinical prodromal

populations^{26,27,29,85–87,92}. Moreover, a normalization of confidence abnormalities was found in three studies after patients recovered^{104,120,121}. Furthermore, four studies found direct correlations between confidence abnormalities and symptom severity^{100,101,120,123}. The interaction between psychiatric symptoms and confidence abnormalities was also demonstrated by studies showing that engaging in compulsive behaviors lowered confidence levels, whereas undermining confidence lead to increases in compulsive tendencies^{31–38}, indicating that confidence and pathological behavior are coupled. While the evidence for the strong relationship between confidence and psychiatric symptoms is convincing, the directionality of the effect is not unequivocal and should therefore be further explored in future studies using causal manipulations of confidence or longitudinal designs.

These findings raise many questions and give way to research advancing our understanding of confidence abnormalities in psychiatry. Confidence is not a unitary construct, since confidence abnormalities are differently expressed in various contexts^{54,73}, and the role of context in confidence abnormalities should be further identified. For example, it is possible that confidence abnormalities aggravate in a symptom-related context. For instance, a gambler might be overconfident in general, but show an even increased overconfidence during gambling. Another interesting future avenue would be to study if normalization of confidence deviations would translate into decreased symptom severity, and vice versa. Interestingly, a recent paper showed that adaptive training can cause a domain-general enhancement of metacognitive abilities in the general population¹²⁷. Up to now, several forms of metacognitive training have been developed as treatment for psychiatric patients. Importantly, recent meta-analyses indicated that they were effective in reducing symptoms within a wide range of psychiatric disorders^{128,129}. Furthermore, metacognitive training, as well as antipsychotic medication, have been shown to attenuate overconfidence in errors in schizophrenia patients^{130,131}. Future work should focus on translating current knowledge about confidence abnormalities in psychiatry to new treatment interventions, tailored to specific confidence abnormalities. Furthermore, it remains uncertain whether confidence abnormalities in psychiatry generalize over different cognitive domains and contexts. Few studies have systematically and directly studied the transfer of confidence abnormalities across different domains within a population and showed mixed results favoring either domain-general⁵⁷ or domain-specific^{106,121} views. However, the majority of the discussed studies used meta-memory tasks; therefore, more research is needed to establish the generalizability of confidence disruptions to other cognitive domains. More knowledge about the relationship between confidence abnormalities in various

domains and psychiatric disorders may eventually allow for personalized therapies focusing on individual deficits.

Next to using the traditional DSM diagnostic categories, it is important to study confidence using a transdiagnostic approach focusing on the level of symptoms. Recently, Rouault et al.³⁰ used a transdiagnostic approach and found that a symptom cluster of compulsivity and intrusive thoughts is related to heightened confidence, whereas an anxiety and depression cluster is related to lowered confidence in a large sample of the general population. Importantly, their results were less pronounced when symptoms were related to confidence abnormalities in the traditional diagnostic categorical (i.e. disorder-specific) way. This may indicate that confidence abnormalities are better explained by specific symptom clusters than disorder categories that are heterogeneous in their display of symptoms, because they show overlap with other disorders. For example, there might be large individual variety in the role that anxiety¹³² and compulsivity play in psychiatric disorders such as addictions and OCD, resulting in different propensities for under- or over-confidence. Currently, it is not clear if and how these transdiagnostic findings generalize to clinical groups, although our findings seem to suggest that confidence abnormalities are similar between clinical and subclinical populations. An interesting avenue for future work is to apply transdiagnostic approaches to clinical groups and investigate whether symptom-based classification improves correlations with confidence abnormalities compared to classical DSM-based classification. Moreover, in addition to the data-driven transdiagnostic techniques adopted by Rouault et al.³⁰, other theory-driven techniques fitting the Research Domain Criteria (RDoC) framework should be used to further explore confidence abnormalities in psychiatric populations¹³³. Bearing in mind the advantages of the transdiagnostic approach, new treatment interventions focusing on treatment of confidence abnormalities related to specific symptom clusters instead of DSM classifications could be a promising new avenue. Furthermore, next to confidence being an important transdiagnostic factor associated with psychiatric disorders, many other factors have been shown to be of transdiagnostic value, such as neurocognitive deficits and motivation^{134–136}. These factors may also contribute to confidence deviations within psychiatric populations⁷⁵, which makes for an important area of future research.

Confidence can be viewed as a broader concept than the cognitive operationalization reviewed in this paper, relating to themes relevant to psychiatry such as trust and self-confidence^{137,138}. In order to gain a wider perspective on the role of confidence in psychiatry it would be interesting to explore how these themes are related and investigate the phenomenology of confidence abnormalities in these disorders.

The reviewed studies also indicate that there are methodological shortcomings in the field. Most of the reported studies suffered from (one of) two limitations. First, they did not account for performance differences between groups of interest. Performing better at a task leads to an increase in confidence²³, and there is growing evidence that confidence judgments guide future behavior¹³⁹. It is thus crucial to control for performance differences to isolate effects in confidence. Second, they did not use bias free measures next to the conventional measures of confidence level, such as calibration and discrimination. Bias free measures account for performance differences and response biases and provide more in-depth information about one's metacognitive abilities. Future work would benefit from using tasks that control for potential performance differences and use bias free measures such as *meta-d'* (although these measures require a considerable amount of trials to obtain sufficient statistical power⁸). Furthermore, a discrepancy exists in how confidence is assessed inside and outside the clinical fields, with more effort toward a normative definition of confidence¹, operationalization using (Bayesian) computational frameworks^{139,140} and confidence evaluation, incentivization or assessment¹⁴¹ outside of clinical fields. Adopting these standards in clinical research could help improving our knowledge about confidence abnormalities in psychiatry. Lastly, there is more and more research into the neurobiological basis of confidence, which shows that brain areas such as the lateral and medial prefrontal cortex and insula are related to confidence encoding¹⁴². Interestingly, these brain areas also play a central role in the various psychiatric disorders discussed in this review^{112,143–146}. Therefore, studying the neural mechanisms responsible for the confidence abnormalities observed in these populations is an important future research endeavor.

Acknowledgements

M.H. and R.J.v.H. were supported by Amsterdam Brain and Cognition Project Grant (University of Amsterdam). J.L. was supported by an NWO Veni Fellowship (grant 916-18-119). M.L. was supported by an NWO Veni Fellowship (grant 451-15-015) and by a Swiss National Fund Ambizione Grant (PZ00P3_174127). We want to thank Nina de Boer for proofreading the paper.

Author details

¹Department of Psychiatry, Amsterdam UMC, University of Amsterdam, Amsterdam, The Netherlands. ²Swiss Center for Affective Science (CISA), University of Geneva (UNIGE), Geneva, Switzerland. ³Neurology and Imaging of Cognition (LabNIC), Department of Basic Neurosciences, University of Geneva (UNIGE), Geneva, Switzerland. ⁴CREED, Amsterdam School of Economics (ASE), University of Amsterdam, Amsterdam, The Netherlands. ⁵Amsterdam Brain and Cognition (ABC), University of Amsterdam, Amsterdam, The Netherlands. ⁶The Tinbergen Institute, Amsterdam, The Netherlands. ⁷Neuromodulation & Behavior, Netherlands Institute for Neuroscience, KNAW, Amsterdam, The Netherlands

Conflict of interest

The authors declare that they have no conflict of interest.

Publisher's note

Springer Nature remains neutral with regard to jurisdictional claims in published maps and institutional affiliations.

Received: 18 February 2019 Revised: 3 July 2019 Accepted: 30 July 2019

Published online: 21 October 2019

References

- Pouget, A., Drugowitsch, J. & Kepecs, A. Confidence and certainty: distinct probabilistic quantities for different goals. *Nat. Neurosci.* **19**, 366–374 (2016).
- Fleming, S. M., Dolan, R. J. & Frith, C. D. Metacognition: computation, biology and function. *Philos. Trans. R. Soc. B Biol. Sci.* **367**, 1280–1286 (2012).
- Ais, J., Zylberberg, A., Bartfeld, P. & Sigman, M. Individual consistency in the accuracy and distribution of confidence judgments. *Cognition* **146**, 377–386 (2016).
- Faivre, N., Filevich, E., Solovey, G., Kühn, S. & Blanke, O. Behavioural, modeling, and electrophysiological evidence for supramodality in human metacognition. *J. Neurosci.* **38**, 263–277 (2018).
- Rahnev, D., Koizumi, A., McCurdy, L. Y., D'Esposito, M. & Lau, H. Confidence leak in perceptual decision making. *Psychol. Sci.* **26**, 1664–1680 (2015).
- Song, C. et al. Relating inter-individual differences in metacognitive performance on different perceptual tasks. *Conscious Cogn.* **20**, 1787–1792 (2011).
- Fleming, S. M., Massoni, S., Gajdos, T. & Vergnaud, J. C. Metacognition about the past and future: quantifying common and distinct influences on prospective and retrospective judgments of self-performance. *Neurosci. Conscious* **1**, 1–12 (2016).
- Rouault, M., McWilliams, A., Allen, M. G. & Fleming, S. M. Human metacognition across domains: insights from individual differences and neuroimaging. *Personal. Neurosci.* **1**, 1–13 (2018).
- Kelemen, W. L., Frost, P. J. & Weaver, C. A. Individual differences in metacognition: evidence against a general metacognitive ability. *Mem. Cogn.* **28**, 92–107 (2000).
- Morales, J., Lau, H. & Fleming, S. M. Domain-general and domain-specific patterns of activity supporting metacognition in human prefrontal cortex. *J. Neurosci.* **38**, 3534–3546 (2018).
- Croskerry, P. & Norman, G. Overconfidence in clinical decision making. *Am. J. Med.* **121**, 24–29 (2008).
- Berner, E. S. & Graber, M. L. Overconfidence as a cause of diagnostic error in medicine. *Am. J. Med.* **121**, 2–23 (2008).
- Broihanne, M. H., Merli, M. & Roger, P. Overconfidence, risk perception and the risk-taking behavior of finance professionals. *Financ Res Lett.* **11**, 64–73 (2014).
- Wright, A. G. C. Qualitative and quantitative distinctions in personality disorder. *J. Pers. Assess.* **93**, 370–379 (2011).
- Hankin, B. L., Fraley, R. C., Lahey, B. B. & Waldman, I. D. Is depression best viewed as a continuum or discrete category? A taxometric analysis of childhood and adolescent depression in a population-based sample. *J. Abnorm Psychol.* **114**, 96–110 (2005).
- Krueger, R. F., Markon, K. E., Patrick, C. J. & Iacono, W. G. Externalizing psychopathology in adulthood: a dimensional-spectrum conceptualization and its implications for DSM-V. *J. Abnorm Psychol.* **114**, 537–550 (2005).
- Lincoln, T. M. Relevant dimensions of delusions: continuing the continuum versus category debate. *Schizophr. Res.* **93**, 211–220 (2007).
- Stip, E. & Letrouneau, G. Normality and pathology. *Can. J. Psychiatry* **54**, 140–151 (2009).
- Pannu, J. K. & Kaszniak, A. W. Metamemory experiments in neurological populations: a review. *Neuropsychol. Rev.* **15**, 105–130 (2005).
- Siedlecka, M., Paulewicz, B. & Wierzchoń, M. But I was so sure! Metacognitive judgments are less accurate given prospectively than retrospectively. *Front Psychol.* **7**, 1–8 (2016).
- Fleming, S. M. HMeta-d: hierarchical Bayesian estimation of metacognitive efficiency from confidence ratings. *Neurosci. Conscious* **1**, 1–14 (2017).
- Fleming, S. M. & Lau, H. C. How to measure metacognition. *Front Hum. Neurosci.* **8**, 1–9 (2014).
- Maniscalco, B. & Lau, H. A signal detection theoretic approach for estimating metacognitive sensitivity from confidence ratings. *Conscious Cogn.* **21**, 422–430 (2012).
- Figeo, M. et al. Compulsivity in obsessive-compulsive disorder and addictions. *Eur. Neuropsychopharmacol.* **26**, 856–868 (2016).
- Fineberg, N. A. et al. New developments in human neurocognition: clinical, genetic, and brain imaging correlates of impulsivity and compulsivity. *CNS Spectr.* **19**, 69–89 (2014).
- Lazarov, A., Dar, R., Liberman, N. & Oded, Y. Obsessive-compulsive tendencies and undermined confidence are related to reliance on proxies for internal states in a false feedback paradigm. *J. Behav. Ther. Exp. Psychiatry* **43**, 556–564 (2012).
- Zhang, Z. et al. Individuals with high obsessive-compulsive tendencies or undermined confidence rely more on external proxies to access their internal states. *J. Behav. Ther. Exp. Psychiatry* **54**, 263–269 (2017).
- Ben Shachar, A., Lazarov, A., Goldsmith, M., Moran, R. & Dar, R. Exploring metacognitive components of confidence and control in individuals with obsessive-compulsive tendencies. *J. Behav. Ther. Exp. Psychiatry* **44**, 255–261 (2013).
- Hauser, T. U. et al. Metacognitive impairments extend perceptual decision making weaknesses in compulsivity. *Sci. Rep.* **7**, 1–14 (2017).
- Rouault, M., Seow, T., Gillan, C. M. & Fleming, S. M. Psychiatric symptom dimensions are associated with dissociable shifts in metacognition but not task performance. *Biol. Psychiatry* **84**, 443–451 (2018).
- Van Den Hout, M. & Kindt, M. Phenomenological validity of an OCD-memory model and the remember/know distinction. *Behav. Res Ther.* **41**, 369–378 (2003).
- Ashbaugh, A. R. & Radomsky, A. S. Attentional focus during repeated checking influences memory but not metamemory. *Cogn. Ther. Res.* **31**, 291–306 (2007).
- Coles, M. E., Radomsky, A. S. & Horng, B. Exploring the boundaries of memory distrust from repeated checking: Increasing external validity and examining thresholds. *Behav. Res Ther.* **44**, 995–1006 (2006).
- Radomsky, A. S. & Alcolado, G. M. Don't even think about checking: Mental checking causes memory distrust. *J. Behav. Ther. Exp. Psychiatry* **41**, 345–351 (2010).
- Radomsky, A. S., Gilchrist, P. T. & Dussault, D. Repeated checking really does cause memory distrust. *Behav. Res Ther.* **44**, 305–316 (2006).
- Van Den Hout, M. & Kindt, M. Repeated checking causes memory distrust. *Behav. Res Ther.* **41**, 301–316 (2003).
- Fowle, H. J. & Boschen, M. J. The impact of compulsive cleaning on confidence in memory and cleanliness. *J. Anxiety Disord.* **25**, 237–243 (2011).
- Cuttler, C., Sirois-Delisle, V., Alcolado, G. M., Radomsky, A. S. & Taylor, S. Diminished confidence in prospective memory causes doubts and urges to check. *J. Behav. Ther. Exp. Psychiatry* **44**, 329–334 (2013).
- McNally, R. J. & Kohlbeck, P. A. Reality monitoring in obsessive-compulsive disorder. *Behav. Res Ther.* **31**, 249–253 (1993).
- Cogle, J. R., Salkovskis, P. M. & Wahl, K. Perception of memory ability and confidence in recollections in obsessive-compulsive checking. *J. Anxiety Disord.* **21**, 118–130 (2007).
- Foa, E. B., Amir, N., Gershuny, B., Molnar, C. & Kozak, M. J. Implicit and explicit memory in obsessive-compulsive disorder. *J. Anxiety Disord.* **11**, 119–129 (1997).
- Karadag, F., Oguzhanoglu, N., Ozdel, O., Atesci, F. C. & Amuk, T. Memory function in patients with obsessive compulsive disorder and the problem of confidence in their memories: a clinical study. *Croat. Med J.* **46**, 282–287 (2005).
- MacDonald, P. A., Antony, M. M., MacLeod, C. M. & Richter, M. A. Memory and confidence in memory judgments among individuals with obsessive compulsive disorder and non-clinical controls. *Behav. Res Ther.* **35**, 497–505 (1997).
- Moritz, S. & Jaeger, A. Decreased memory confidence in obsessive-compulsive disorder for scenarios high and low on responsibility: is low still too high? *Eur. Arch. Psychiatry Clin. Neurosci.* **268**, 291–299 (2018).
- Zitterl et al. Memory deficits in patients with DSM-IV obsessive-compulsive disorder. *Psychopathology* **34**, 113–117 (2001).
- Tuna, Ş., Tekcan, A. I. & Topçuoğlu, V. Memory and metamemory in obsessive-compulsive disorder. *Behav. Res Ther.* **43**, 15–27 (2005).
- Bucarelli, B. & Purdon, C. Stove checking behaviour in people with OCD vs. anxious controls. *J. Behav. Ther. Exp. Psychiatry* **53**, 17–24 (2016).
- Moritz, S., Jacobsen, D., Willenborg, B., Jelinek, L. & Fricke, S. A check on the memory deficit hypothesis of obsessive-compulsive checking. *Eur. Arch. Psychiatry Clin. Neurosci.* **256**, 82–86 (2006).

49. Moritz, S., Kloss, M., von Eckstaedt, F. V. & Jelinek, L. Comparable performance of patients with obsessive-compulsive disorder (OCD) and healthy controls for verbal and nonverbal memory accuracy and confidence: time to forget the forgetfulness hypothesis of OCD? *Psychiatry Res* **166**, 247–253 (2009).
50. Moritz, S., Rietschel, L., Jelinek, L. & Bäuml, K. H. T. Are patients with obsessive-compulsive disorder generally more doubtful? Doubt is warranted! *Psychiatry Res* **189**, 265–269 (2011).
51. Moritz, S., Ruhe, C., Jelinek, L. & Naber, D. No deficits in nonverbal memory, metamemory and internal as well as external source memory in obsessive-compulsive disorder (OCD). *Behav. Res Ther.* **47**, 308–315 (2009).
52. Aİ, Tekcan, Topçuoğlu, V. & Kaya, B. Memory and metamemory for semantic information in obsessive-compulsive disorder. *Behav. Res Ther.* **45**, 2164–2172 (2007).
53. Boschen, M. J. & Vuksanovic, D. Deteriorating memory confidence, responsibility perceptions and repeated checking: comparisons in OCD and control samples. *Behav. Res Ther.* **45**, 2098–2109 (2007).
54. Moritz, S. et al. Enhanced perceived responsibility decreases metamemory but not memory accuracy in obsessive-compulsive disorder (OCD). *Behav. Res Ther.* **45**, 2044–2052 (2007).
55. Radomsky, A. S., Rachman, S. & Hammond, D. Memory bias, confidence and responsibility in compulsive checking. *Behav. Res Ther.* **39**, 813–822 (2001).
56. Tolin, D. F. et al. Memory and memory confidence in obsessive – compulsive disorder. *Behav. Res Ther.* **39**, 913–927 (2001).
57. Hermans, D. et al. Cognitive confidence in obsessive-compulsive disorder: Distrusting perception, attention and memory. *Behav. Res Ther.* **46**, 98–113 (2008).
58. Dar, R. Elucidating the mechanism of uncertainty and doubt in obsessive-compulsive checkers. *J. Behav. Ther. Exp. Psychiatry* **35**, 153–163 (2004).
59. Dar, R., Rish, S., Hermesh, H., Taub, M. & Fux, M. Realism of confidence in obsessive-compulsive checkers. *J. Abnorm Psychol.* **109**, 673–678 (2000).
60. Lazarov, A., Liberman, N., Hermesh, H. & Dar, R. Seeking proxies for internal states in obsessive-compulsive disorder. *J. Abnorm Psychol.* **123**, 695–704 (2014).
61. Vaghi, M. M. et al. Compulsivity reveals a novel dissociation between action and confidence. *Neuron* **96**, 348–354 (2017).
62. Schultz, S. H., North, S. W. & Shields, C. G. Schizophrenia: a review. *Am. Fam. Physician* **75**, 1821–1829 (2007).
63. Bowie, C. R. & Harvey, P. D. Cognitive deficits and functional outcome in schizophrenia: Profile of cognitive impairments in schizophrenia. *Neuropsychiatr. Dis. Treat.* **2**, 531–536 (2006).
64. Seidman, L. J. et al. Neuropsychology of the prodrome to psychosis in the NAPLS Consortium: relationship to family history and conversion to psychosis. *Arch. Gen. Psychiatry* **67**, 578–588 (2010).
65. Koren, D. et al. Basic self-disturbance, neurocognition and metacognition: a pilot study among help-seeking adolescents with and without attenuated psychosis syndrome. *Early Interv Psychiatry* **1**, 1–9 (2017).
66. Scheyer, R. et al. Metacognition in non-psychotic help-seeking adolescents: associations with prodromal symptoms, distress and psychosocial deterioration. *Schizophr. Res* **51**, 34 (2014).
67. Raballo, A. et al. Self-disorders and clinical high risk for psychosis: An empirical study in help-seeking youth attending community mental health facilities. *Schizophr. Bull.* **42**, 926–932 (2016).
68. McKay, R., Langdon, R. & Coltheart, M. Need for closure, jumping to conclusions, and decisiveness in delusion-prone individuals. *J. Nerv. Ment. Dis.* **194**, 422–426 (2006).
69. Warman, D. M. Reasoning and delusion proneness: confidence in decisions. *J. Nerv. Ment. Dis.* **196**, 9–15 (2008).
70. Laws, K. R. & Bhatt, R. False memories and delusional ideation in normal healthy subjects. *Pers. Individ. Dif.* **39**, 775–781 (2005).
71. Moritz, S. et al. Knowledge corruption for visual perception in individuals high on paranoia. *Psychiatry Res* **215**, 700–705 (2014).
72. Moritz, S. & Woodward, T. S. The contribution of metamemory deficits to schizophrenia. *J. Abnorm Psychol.* **115**, 15–25 (2006).
73. Moritz, S. et al. Subjective competence breeds overconfidence in errors in psychosis. A hubris account of paranoia. *J. Behav. Ther. Exp. Psychiatry* **48**, 118–124 (2015).
74. Bhatt, R., Laws, K. R. & McKenna, P. J. False memory in schizophrenia patients with and without delusions. *Psychiatry Res* **178**, 260–265 (2010).
75. Eifler, S. et al. Metamemory in schizophrenia: retrospective confidence ratings interact with neurocognitive deficits. *Psychiatry Res* **225**, 596–603 (2015).
76. Gawęda, Ł., Moritz, S. & Kokoszka, A. Impaired discrimination between imagined and performed actions in schizophrenia. *Psychiatry Res* **195**, 1–8 (2012).
77. Kircher, T. T. J., Koch, K., Stottmeister, F. & Durst, V. Metacognition and reflexivity in patients with schizophrenia. *Psychopathology* **40**, 254–260 (2007).
78. Moritz, S. & Woodward, T. S. Memory confidence and false memories in schizophrenia. *J. Nerv. Ment. Dis.* **190**, 641–643 (2002).
79. Moritz, S., Woodward, T. S. & Ruff, C. C. Source monitoring and memory confidence in schizophrenia. *Psychol. Med* **33**, 131–139 (2003).
80. Moritz, S., Woodward, T. S., Cuttler, C., Whitman, J. C. & Watson, J. M. False Memories in Schizophrenia. *Neuropsychology* **18**, 276–283 (2004).
81. Moritz, S., Woodward, T. S., Whitman, J. C. & Cuttler, C. Confidence in errors as a possible basis for delusions in schizophrenia. *J. Nerv. Ment. Dis.* **193**, 9–16 (2005).
82. Moritz, S., Woodward, T. S. & Rodriguez-Raecke, R. Patients with schizophrenia do not produce more false memories than controls but are more confident in them. *Psychol. Med* **36**, 659–667 (2006).
83. Moritz, S., Woodward, T. S., Jelinek, L. & Klinge, R. Memory and metamemory in schizophrenia: a liberal acceptance account of psychosis. *Psychol. Med* **38**, 825–832 (2008).
84. Moritz, S. & Woodward, T. S. Metacognitive control over false memories: A key determinant of delusional thinking. *Curr. Psychiatry Rep.* **8**, 184–190 (2006).
85. Moritz, S., Woodward, T. S. & Chen, E. Investigation of metamemory dysfunctions in first-episode schizophrenia. *Schizophr. Res* **81**, 247–252 (2006).
86. Eisenacher, S. et al. Investigation of metamemory functioning in the at-risk mental state for psychosis. *Psychol. Med* **45**, 3329–3340 (2015).
87. Gawęda et al. Impaired action self-monitoring and cognitive confidence among ultra-high risk for psychosis and first-episode psychosis patients. *Eur. Psychiatry* **47**, 67–75 (2018).
88. Köther, U. et al. 'Don't give me that look' - Overconfidence in false mental state perception in schizophrenia. *Psychiatry Res* **196**, 1–8 (2012).
89. Moritz, S., Woznica, A., Andreou, C. & Köther, U. Response confidence for emotion perception in schizophrenia using a continuous facial sequence task. *Psychiatry Res* **200**, 202–207 (2012).
90. Peters, M. J. V., Hauschildt, M., Moritz, S. & Jelinek, L. Impact of emotionality on memory and meta-memory in schizophrenia using video sequences. *J. Behav. Ther. Exp. Psychiatry* **44**, 77–83 (2013).
91. Moritz, S. et al. Overconfidence in incorrect perceptual judgments in patients with schizophrenia. *Schizophr. Res Cogn.* **1**, 165–170 (2014).
92. Davies, G. et al. Impairment of perceptual metacognitive accuracy and reduced prefrontal grey matter volume in first-episode psychosis. *Cogn. Neuropsychiatry* **23**, 1–15 (2018).
93. Bruno, N., Sachs, N., Demily, C., Franck, N. & Pacherie, E. Delusions and metacognition in patients with schizophrenia. *Cogn. Neuropsychiatry* **17**, 1–18 (2012).
94. Peters, M. J. V. et al. Did I say that word or did you? Executive dysfunctions in schizophrenic patients affect memory efficiency, but not source attributions. *Cogn. Neuropsychiatry* **12**, 391–411 (2007).
95. Bacon, E., Danion, J. M., Kauffmann-Muller, F. & Bruant, A. Consciousness in schizophrenia: a metacognitive approach to semantic memory. *Conscious Cogn.* **10**, 473–484 (2001).
96. Bacon, E. & Izaute, M. Metacognition in Schizophrenia: processes underlying patients' reflections on their own episodic memory. *Biol. Psychiatry* **66**, 1031–1037 (2009).
97. Koob, G. F. & Volkow, N. D. Neurocircuitry of addiction. *Neuropsychopharmacology* **35**, 217–238 (2010).
98. Limbrick-Oldfield, E. H., van Holst, R. J. & Clark, L. Fronto-striatal dysregulation in drug addiction and pathological gambling: consistent inconsistencies? *NeuroImage Clin.* **2**, 385–393 (2013).
99. van Holst, R. J., van den Brink, W., Veltman, D. J. & Goudriaan, A. E. Why gamblers fail to win: a review of cognitive and neuroimaging findings in pathological gambling. *Neurosci. Biobehav. Rev.* **34**, 87–107 (2010).
100. Goodie, A. S. The role of perceived control and overconfidence in pathological gambling. *J. Gambl. Stud.* **21**, 481–502 (2005).
101. Lakey, C. E., Goodie, A. S. & Campbell, W. K. Frequent card playing and pathological gambling: the utility of the Georgia Gambling Task and Iowa Gambling Task for predicting pathology. *J. Gambl. Stud.* **23**, 285–297 (2007).
102. Brevers, D. et al. Impaired metacognitive capacities in individuals with problem gambling. *J. Gambl. Stud.* **30**, 141–152 (2014).
103. Le Berre, A. P. et al. Study of metamemory in patients with chronic alcoholism using a feeling-of-knowing episodic memory task. *Alcohol Clin. Exp. Res* **34**, 1888–1898 (2010).

104. Moeller, S. J. et al. Metacognitive impairment in active cocaine use disorder is associated with individual differences in brain structure. *Eur. Neuropsychopharmacol.* **26**, 653–662 (2016).
105. Mintzer, M. & Stitzer, M. Cognitive impairment in methadone maintenance patients. *Drug Alcohol Depend.* **67**, 41–51 (2002).
106. Sadeghi, S., Ekhtiari, H., Bahrami, B. & Ahmadiabadi, M. N. Metacognitive deficiency in a perceptual but not a memory task in methadone maintenance patients. *Sci. Rep.* **7**, 1–8 (2017).
107. Kessler, R. C. et al. National Comorbidity Survey Replication: the epidemiology of major depressive disorder: results from the national comorbidity Survey Replication (NCS-R). *Jama* **289**, 3095–3105 (2003).
108. Kessler, R. C. et al. Lifetime prevalence and age-of-onset distributions of distributions of DSM-IV disorders in the national comorbidity survey replication. *Arch. Gen. Psychiatry* **62**, 593–602 (2005).
109. McClintock, S. M. et al. Residual symptoms in depressed outpatients who respond by 50% but do not remit to antidepressant medication. *J. Clin. Psychopharmacol.* **31**, 180–186 (2011).
110. McLaughlin, K. A. & Nolen-Hoeksema, S. Rumination as a transdiagnostic factor in depression and anxiety. *Behav. Res Ther.* **49**, 186–193 (2011).
111. Williams, L. M. et al. 'Negativity bias' in risk for depression and anxiety: Brain-body fear circuitry correlates, 5-HTT-LPR and early life stress. *Neuroimage* **47**, 804–814 (2009).
112. Engelmann, J. B., Berns, G. S. & Dunlop, B. W. Hyper-responsivity to losses in the anterior insula during economic choice scales with depression severity. *Psychol. Med* **47**, 2879–2891 (2017).
113. Ferreri, F., Lapp, L. K. & Peretti, C.-S. Current research on cognitive aspects of anxiety disorders. *Curr. Opin. Psychiatry* **24**, 49–54 (2011).
114. Rock, P. L., Roiser, J. P., Riedel, W. J. & Blackwell, A. D. Cognitive impairment in depression: a systematic review and meta-analysis. *Psychol. Med* **44**, 2029–2040 (2014).
115. Goldney, R. D., Fisher, L. J., Dal Grande, E. & Taylor, A. W. Subsyndromal depression: prevalence, use of health services and quality of life in an Australian population. *Soc. Psychiatry Psychiatr. Epidemiol.* **39**, 293–298 (2004).
116. Stone, E. R., Dodrill, C. L. & Johnson, N. Depressive cognition: a test of depressive realism versus negativity using general knowledge questions. *J. Psychol. Interdiscip. Appl* **135**, 583–602 (2001).
117. Soderstrom, N. C., Davalos, D. B. & Vázquez, S. M. Metacognition and depressive realism: Evidence for the level-of-depression account. *Cogn Neuropsychiatry* **16**, 461–472 (2011).
118. Dunning, D. & Story, A. L. Depression, realism, and the overconfidence effect: are the sadder wiser when predicting future actions and events? *J. Pers. Soc. Psychol.* **61**, 521–532 (1991).
119. Quiles, C., Prouteau, A. & Verdoux, H. Associations between self-esteem, anxiety and depression and metacognitive awareness or metacognitive knowledge. *Psychiatry Res* **230**, 738–741 (2015).
120. Hancock, J. A., Moffoot, A. P. R. & O'carroll, R. E. Depressive Realism assessed via confidence in decision-making. *NCogn Neuropsychiatry* **1**, 213–220 (1996).
121. Fu, T., Koutstaal, W., Fu, C. H. Y., Poon, L. & Cleare, A. J. Depression, confidence, and decision: evidence against depressive realism. *J. Psychopathol. Behav. Assess.* **27**, 243–252 (2005).
122. Szu-Ting, Fu, T., Koutstaal, W., Poon, L. & Cleare, A. J. Confidence judgment in depression and dysphoria: the depressive realism vs. negativity hypotheses. *J. Behav. Ther. Exp. Psychiatry* **43**, 699–704 (2012).
123. Fieker, M., Moritz, S., Köther, U. & Jelinek, L. Emotion recognition in depression: an investigation of performance and response confidence in adult female patients with depression. *Psychiatry Res* **242**, 226–232 (2016).
124. Huys, Q. J. M., Maia, T. V. & Frank, M. J. Computational psychiatry as a bridge from neuroscience to clinical applications. *Nat. Neurosci.* **19**, 404–413 (2016).
125. Stephan, K. E. & Mathys, C. Computational approaches to psychiatry. *Curr. Opin. Neurobiol.* **25**, 85–92 (2014).
126. Goldstein, R. Z. et al. The neurocircuitry of impaired insight in drug addiction. *Trends Cogn. Sci.* **13**, 372–380 (2009).
127. Carpenter, J. et al. Domain-general enhancements of metacognitive ability through adaptive training. *J. Exp. Psychol. Gen.* **148**, 51–64 (2019).
128. Liu, Y.-C., Tang, C.-C., Hung, T.-T., Tsai, P.-C. & Lin, M.-F. The efficacy of metacognitive training for delusions in patients with schizophrenia: a meta-analysis of randomized controlled trials informs evidence-based practice. *Worldviews Evid.-Based Nurs.* **15**, 130–139 (2018).
129. Philipp, R. et al. Effectiveness of metacognitive interventions for mental disorders in adults—a systematic review and meta-analysis (METACOG). *Clin. Psychol. Psychother.* **26**, 227–240 (2019).
130. Köther, U. et al. Bayesian analyses of the effect of metacognitive training on social cognition deficits and overconfidence in errors. *J. Exp. Psychopathol.* **8**, 158–174 (2017).
131. Moritz, S. et al. A two-stage cognitive theory of the positive symptoms of psychosis. Highlighting the role of lowered decision thresholds. *J. Behav. Ther. Exp. Psychiatry* **56**, 12–20 (2017).
132. Weinstein, A., Dorani, D., Elhadif, R., Bukovza, Y. & Yarmulnik, A. Internet addiction is associated with social anxiety in young adults. *Ann. Clin. Psychiatry* **27**, 4–9 (2015).
133. Insel, T. et al. Research Domain Criteria (RDoC): toward a new classification framework for research on mental disorders. *Am. J. Psychiatry* **167**, 748–751 (2010).
134. Bora, E., Yücel, M. & Pantelis, C. Cognitive impairment in schizophrenia and affective psychoses: implications for DSM-V criteria and beyond. *Schizophr. Bull.* **36**, 36–42 (2010).
135. Romanowska, S. et al. Neurocognitive deficits in a transdiagnostic clinical staging model. *Psychiatry Res* **270**, 1137–1142 (2018).
136. Whitton, A. E., Treadway, M. T. & Pizzagalli, D. A. Reward processing dysfunction in major depression, bipolar disorder and schizophrenia. *Curr. Opin. Psychiatry* **28**, 7–12 (2015).
137. Borkowski, J. G., Carr, M., Rellinger, E., Pressley, M. Self-regulated cognition: Interdependence of metacognition, attributions, and self-esteem. In B. F. Jones & L. Idol (Eds), *Dimens Think Cogn. Instr.* Hillsdale, NJ, US: Lawrence Erlbaum Associates, Inc. 53–92 (1990).
138. Sowislo, J. F. & Orth, U. Does low self-esteem predict depression and anxiety? A meta-analysis of longitudinal studies. *Psychol. Bull.* **139**, 213–240 (2013).
139. Fleming, S. M. & Daw, N. D. Self-evaluation of decision-making: a general bayesian framework for metacognitive computation. *Psychol. Rev.* **1**, 91–114 (2017).
140. Kepecs, A. & Mainen, Z. F. A computational framework for the study of confidence in humans and animals. *Philos. Trans. R. Soc. B Bio. Sci.* **367**, 1322–1337 (2012).
141. Hollard, G., Massoni, S. & Vergnaud, J. C. In search of good probability assessors: an experimental comparison of elicitation rules for confidence judgments. *Theory Decis.* **80**, 363–387 (2016).
142. Vaccaro, A. G. & Fleming, S. M. Thinking about thinking: a coordinate-based meta-analysis of neuroimaging studies of metacognitive judgements. *Brain Neurosci. Adv.* **2**, 1–14 (2018).
143. Yücel, M. et al. Functional and biochemical alterations of the medial frontal cortex in obsessive-compulsive disorder. *Arch. Gen. Psychiatry* **64**, 946–955 (2007).
144. Goldstein, R. Z. & Volkow, N. D. Dysfunction of the prefrontal cortex in addiction: neuroimaging findings and clinical implications. *Nat. Rev. Neurosci.* **12**, 652–669 (2011).
145. Namkung, H., Kim, S.-H. & Sawa, A. The Insula: an underestimated brain area in clinical neuroscience, psychiatry, and neurology. *Trends Neurosci.* **40**, 200–207 (2017).
146. Chai, X. J. et al. Abnormal medial prefrontal cortex resting-state connectivity in bipolar disorder and Schizophrenia. *Neuropsychopharmacology* **36**, 2009–2017 (2011).