



UvA-DARE (Digital Academic Repository)

A case study of quark-gluon discrimination at NNLL' in comparison to parton showers

Mo, J.; Tackmann, F.J.; Waalewijn, W.J.

DOI

[10.1140/epjc/s10052-017-5365-9](https://doi.org/10.1140/epjc/s10052-017-5365-9)

Publication date

2017

Document Version

Final published version

Published in

European Physical Journal C

License

CC BY

[Link to publication](#)

Citation for published version (APA):

Mo, J., Tackmann, F. J., & Waalewijn, W. J. (2017). A case study of quark-gluon discrimination at NNLL' in comparison to parton showers. *European Physical Journal C*, 77(11), [770]. <https://doi.org/10.1140/epjc/s10052-017-5365-9>

General rights

It is not permitted to download or to forward/distribute the text or part of it without the consent of the author(s) and/or copyright holder(s), other than for strictly personal, individual use, unless the work is under an open content license (like Creative Commons).

Disclaimer/Complaints regulations

If you believe that digital publication of certain material infringes any of your rights or (privacy) interests, please let the Library know, stating your reasons. In case of a legitimate complaint, the Library will make the material inaccessible and/or remove it from the website. Please Ask the Library: <https://uba.uva.nl/en/contact>, or a letter to: Library of the University of Amsterdam, Secretariat, Singel 425, 1012 WP Amsterdam, The Netherlands. You will be contacted as soon as possible.

UvA-DARE is a service provided by the library of the University of Amsterdam (<https://dare.uva.nl>)

A case study of quark-gluon discrimination at NNLL' in comparison to parton showers

Jonathan Mo^{1,2}, Frank J. Tackmann³, Wouter J. Waalewijn^{1,2,a}

¹ Institute for Theoretical Physics Amsterdam and Delta Institute for Theoretical Physics, University of Amsterdam, Science Park 904, 1098 XH Amsterdam, The Netherlands

² Nikhef, Theory Group, Science Park 105, 1098 XG Amsterdam, The Netherlands

³ Theory Group, Deutsches Elektronen-Synchrotron (DESY), 22607 Hamburg, Germany

Received: 8 August 2017 / Accepted: 3 November 2017 / Published online: 16 November 2017
© The Author(s) 2017. This article is an open access publication

Abstract Predictions for our ability to distinguish quark and gluon jets vary by more than a factor of two between different parton showers. We study this problem using analytic resummed predictions for the thrust event shape up to NNLL' using $e^+e^- \rightarrow Z \rightarrow q\bar{q}$ and $e^+e^- \rightarrow H \rightarrow gg$ as proxies for quark and gluon jets. We account for hadronization effects through a nonperturbative shape function, and include an estimate of both perturbative and hadronization uncertainties. In contrast to previous studies, we find reasonable agreement between our results and predictions from both PYTHIA and HERWIG parton showers. We find that this is due to a noticeable improvement in the description of gluon jets in the newest HERWIG 7.1 compared to previous versions.

1 Introduction

The reliable discrimination between quark-initiated and gluon-initiated jets is a key goal of jet substructure methods [1–4]. It would provide a direct handle to distinguish hard processes that lead to the same number but different types of jets in the final state. A representative example is the search for new physics, where the signal processes typically produce quark jets, while QCD backgrounds predominantly involve gluon jets from gluon radiation.

Jet substructure observables for quark-gluon discrimination have been studied extensively using both parton showers and analytic calculations [5–14]. Much effort has been dedicated to identifying the most promising observables to achieve this goal. However, it has been known for a while that the discrimination power one obtains differs a lot between

different parton shower predictions. A detailed study has been carried out in Refs. [10, 14]. It uses the classifier

$$\Delta = \frac{1}{2} \int d\lambda \frac{[p_q(\lambda) - p_g(\lambda)]^2}{p_q(\lambda) + p_g(\lambda)} \quad (1)$$

to quantify the differences between the normalized quark and gluon distributions $p_{q,g}$ for an observable λ , providing a measure of the quark-gluon separation. The study found that the various parton showers agree well in their predictions for quark jets, which is not surprising since much information on the shape of quark jets is available from LEP data. On the other hand, there is still very little information on gluon jets available, and correspondingly the study identified the substantially different predictions for gluon jets as the main culprit.

Parton showers are formally only accurate to (next-to-) leading logarithmic order and do not provide an estimate of their intrinsic perturbative (resummation) uncertainties. Thus, it is not clear to what extent the observed differences are a reflection of (and thus consistent within) the inherent uncertainties, or whether only some of the parton showers obtain correct predictions.

In this paper, we address this issue by considering the thrust event shape for which we are able to obtain precise theoretical predictions from analytic higher-order resummed calculations, which can be used as a benchmark for parton-shower predictions. An extensive survey of parton-shower predictions as carried out in Refs. [10, 14] is beyond our scope here. We will instead restrict ourselves to PYTHIA [15] and HERWIG [16], as they represent the opposite extremes in the results of Refs. [10, 14].

Thrust has been calculated to (next-to-)next-to-next-to-leading logarithmic ((N)NNLL) accuracy for quark jets produced in $e^+e^- \rightarrow q\bar{q}$ collisions [17, 18]. Here, we also obtain new predictions at NNLL' for gluonic thrust using the toy

^a e-mail: w.j.waalewijn@uva.nl

process $e^+e^- \rightarrow H \rightarrow gg$, from which we can then calculate the quark-gluon classifier separation at NNLL'.¹ Thrust is defined as

$$T = \max_{\hat{t}} \frac{\sum_i |\hat{t} \cdot \mathbf{p}_i|}{\sum_i |\mathbf{p}_i|}, \quad \tau = 1 - T, \quad (2)$$

where the sum over i runs over all final-state particles. For $\tau \ll 1$, the final state consists of two back-to-back jets initiated by the back-to-back quarks or gluons produced in the hard interaction. The different radiation patterns in these jets is probed by τ , since in this limit

$$\tau = \frac{M_1^2 + M_2^2}{Q^2}, \quad (3)$$

where $M_{1,2}$ are the invariant masses of the two (hemisphere) jets and Q is the invariant mass of the collision. Thrust corresponds closely to the generalized angularity $(\kappa, \beta) = (1, 2)$, which is the jet mass and was one of the benchmark observables considered in Refs. [10, 14]. While we consider hemisphere jets, the jet angularities only sum over particles within a certain jet radius around the thrust axis. However, for our purposes of providing a benchmark for the radiation pattern produced by the parton showers this difference in the jet size is not relevant.

Our numerical results include resummation up to NNLL' resummation and include nonperturbative hadronization corrections through a shape function [19–22]. We assess the perturbative uncertainty through appropriate variations of the profile scales [18, 22], and the nonperturbative uncertainty by varying the nonperturbative parameter Ω , which quantifies the leading nonperturbative corrections.

Figure 1 shows the classifier separation for quark-gluon discrimination in Eq. (1) at parton and hadron level obtained from our analytic predictions, compared to PYTHIA 8.223 [15] and HERWIG 7.1 [16]. Our resummed results are shown at NLL' and NNLL', and include an estimate of the perturbative and hadronization uncertainty. As we do not combine our NNLL' prediction with the full fixed-order NNLO result, which would become relevant at large τ , we restrict the integration range here to $\tau < 0.15$. Both PYTHIA's parton shower and HERWIG's default angular-ordered shower are consistent with our results. We observe that the tension between these two showers is much reduced here compared to what was found in Refs. [10, 14]. As we will see later, this is due to an improved description of gluon jets in HERWIG 7.1 compared to earlier versions. Specifically, the parton shower now preserves the virtuality rather than the transverse momentum after multiple emissions, and has been tuned to gluon data for the first time [23]. For comparison, we also include results

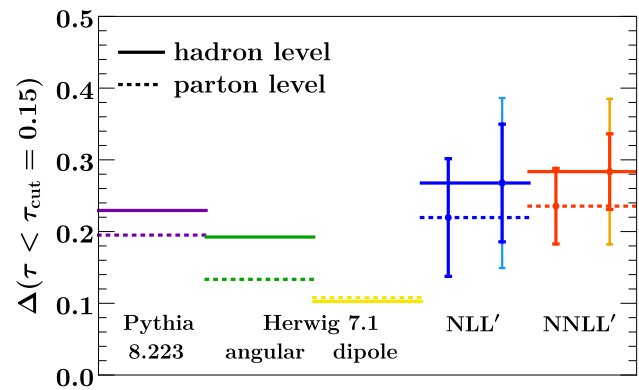


Fig. 1 The quark-gluon classifier separation Δ for $\tau < 0.15$ from PYTHIA 8.223 (violet), HERWIG 7.1 angular-ordered shower (green) and dipole shower (yellow) compared to analytic resummation at NLL' (blue) and NNLL' (red). The results at parton and hadron level are shown in dotted and solid, respectively. The uncertainty bars on the resummed results show the perturbative uncertainty and also the sum of perturbative and hadronization uncertainties (lighter outer bars at hadron level)

obtained using HERWIG's dipole shower, which still gives substantially lower predictions compared to the others.

The outline of this paper is as follows: In Sect. 2 we present the details of our calculation. Many of the ingredients can be found in the literature but are reproduced here (and in appendices) to make the paper self-contained. We present numerical results in Sect. 3 for the thrust distribution of quark and gluons jets, as well as the classifier separation calculated from it, and performing comparisons to PYTHIA and HERWIG. In Sect. 4 we conclude.

2 Calculation

The cross section for thrust factorizes [19, 24–26]

$$\frac{d\sigma_i}{d\tau} = \sigma_{i,0} |C_i(Q, \mu)|^2 \int ds_1 J_i(s_1, \mu) \int ds_2 J_i(s_2, \mu) \times \int dk S_i(k, \mu) \delta\left(\tau - \frac{s_1 + s_2}{Q^2} - \frac{k}{Q}\right) + \frac{d\sigma_i^{\text{non}}}{d\tau}, \quad (4)$$

where the label $i = q$ corresponds to the hard process $Z \rightarrow q\bar{q}$ and $i = g$ corresponds to $H \rightarrow gg$. The Born cross section is denoted by $\sigma_{i,0}$, with hard virtual corrections contained in the hard Wilson coefficient C_i . The jet functions J_i describes the invariant masses $s_{1,2}$ of the energetic (collinear) radiation in the jets. The soft function S_i encodes the contribution k of soft radiation to the thrust measurement. Contributions that do not factorize in this manner are suppressed by relative $\mathcal{O}(\tau)$ and are contained in the nonsingular cross section $d\sigma_i^{\text{non}}/d\tau$.

¹ Since we consider normalized distributions, there is very little dependence on the specific hard processes we consider.

2.1 Resummation

For $\tau \ll 1$ the thrust spectrum contains large logarithms of τ , that we resum by utilizing the renormalization group evolution that follows from the factorization in Eq. (4). This is accomplished by evaluating C_i , J_i , and S_i at their natural scales

$$\mu_C \simeq Q, \quad \mu_J \simeq \sqrt{\tau} Q, \quad \mu_S \simeq \tau Q, \tag{5}$$

where they each do not contain large logarithms, and evolving them to a common (and arbitrary) scale μ . The precise resummation scales and their variations used in our numerical results are given in Eq. (11).

The renormalization group equations of the hard, jet, and soft functions are given by

$$\mu \frac{d}{d\mu} C_i(Q, \mu) = \gamma_C^i(Q, \mu) C_i(Q, \mu), \tag{6}$$

$$\gamma_C^i(Q, \mu) = \Gamma_{\text{cusp}}^i[\alpha_s(\mu)] \ln \frac{Q^2}{\mu^2} + 2\gamma_C^i[\alpha_s(\mu)],$$

$$\mu \frac{d}{d\mu} J_i(s, \mu) = \int ds' \gamma_J^i(s - s', \mu) J_i(s', \mu),$$

$$\gamma_J^i(s, \mu) = -2\Gamma_{\text{cusp}}^i[\alpha_s(\mu)] \frac{1}{\mu^2} \left[\frac{\mu^2}{s} \right]_+ + \gamma_J^i[\alpha_s(\mu)] \delta(s),$$

$$\mu \frac{d}{d\mu} S_i(k, \mu) = \int dk' \gamma_S^i(k - k', \mu) S_i(k', \mu),$$

$$\gamma_S^i(k, \mu) = 4\Gamma_{\text{cusp}}^i[\alpha_s(\mu)] \frac{1}{\mu} \left[\frac{\mu}{k} \right]_+ + \gamma_S^i[\alpha_s(\mu)] \delta(k),$$

and involve the cusp anomalous dimension $\Gamma_{\text{cusp}}^i(\alpha_s)$ [27] and a noncusp term $\gamma_{C,J,S}^i(\alpha_s)$. (The factor of 2 in front of $\gamma_C^i(\alpha_s)$ is included to be consistent with our conventions in e.g. Ref. [28].) The μ independence of the cross section in Eq. (4) implies the consistency condition

$$4\gamma_C^i(\alpha_s) + 2\gamma_J^i(\alpha_s) + \gamma_S^i(\alpha_s) = 0. \tag{7}$$

We employ analytic solutions to the RG equations, which for the jet and soft function follow from Refs. [29–31]. For our implementation we use the results for the RG solution and plus-function algebra derived in Ref. [22].

The ingredients that enter the cross section at various orders of resummed perturbation theory are summarized in Table 1. Our best predictions are at NNLL' order, which is closer to NNNLL than NNLL, as the inclusion of the two-loop fixed-order ingredients has a larger effect than the three-loop non-cusp and four-loop cusp anomalous dimension. Our NNLL' predictions require the two-loop hard function [32–39], jet function [40,41], and soft function [42,43]. The RG evolution involves the three-loop QCD beta function [44,45], three-loop cusp anomalous dimension [46] and

Table 1 Perturbative ingredients at different orders in resummed perturbation theory

	C_i, J_i, S_i	$\gamma_C^i, \gamma_J^i, \gamma_S^i$	$\Gamma_{\text{cusp}}, \beta$
LL	0-loop	–	1-loop
NLL	0-loop	1-loop	2-loop
NLL'	1-loop	1-loop	2-loop
NNLL	1-loop	2-loop	3-loop
NNLL'	2-loop	2-loop	3-loop
NNNLL	2-loop	3-loop	4-loop

two-loop non-cusp anomalous dimensions [35,36,36,47]. All necessary expressions are collected in the appendices. In our numerical analysis we take $\alpha_s(m_Z) = 0.118$.

2.2 Nonsingular corrections

To obtain a reliable description of the thrust spectrum for large values of τ we also need to include the nonsingular $d\sigma_i^{\text{non-s}}/d\tau$ in Eq. (4). These are obtained from the full $\mathcal{O}(\alpha_s)$ expressions

$$\begin{aligned} \frac{d\sigma_q}{d\tau} &= \sigma_{q,0} \frac{\alpha_s C_F}{2\pi} \frac{1}{\tau(\tau-1)} \left[3 - 9\tau - 3\tau^2 + 9\tau^3 \right. \\ &\quad \left. - (4 - 6\tau + 6\tau^2) \ln \frac{1-2\tau}{\tau} \right], \\ \frac{d\sigma_g}{d\tau} &= \sigma_{g,0} \frac{\alpha_s}{2\pi} \left\{ C_A \frac{1}{3\tau(\tau-1)} \left[11 - 68\tau + 144\tau^2 - 132\tau^3 \right. \right. \\ &\quad \left. \left. + 45\tau^4 - 12(1-2\tau+3\tau^2-2\tau^3+\tau^4) \ln \frac{1-2\tau}{\tau} \right] \right. \\ &\quad \left. + T_{F n_f} \frac{2}{3\tau} \left[2 - 21\tau + 60\tau^2 - 45\tau^3 \right. \right. \\ &\quad \left. \left. + 6\tau(1-2\tau+2\tau^2) \ln \frac{1-2\tau}{\tau} \right] \right\}, \tag{8} \end{aligned}$$

and subtracting the terms that are singular in the $\tau \rightarrow 0$ limit, which are contained in the NLL' resummed result. Adding the $\mathcal{O}(\alpha_s)$ nonsingular corrections to the NLL' resummed cross section then yields the final matched NLL'+NLO result. The above result for the quark case has been known for a long time [48]. The gluon result was obtained by squaring and summing the helicity amplitudes in Ref. [49] and performing the required phase-space integrations to project onto the τ spectrum. At NNLL' we would also need the full $\mathcal{O}(\alpha_s^2)$ terms to obtain the matched NNLL'+NNLO result, so we restrict ourselves to small $\tau < 0.15$ in this case, such that we can neglect the nonsingular corrections.

2.3 Hadronization effects

The soft function in the factorization theorem in Eq. (4) accounts for both perturbative soft radiation and nonpertur-

bative hadronization effects. The hadronization effects can be taken into account by factorizing the full soft function as [19,21,22]

$$S_i(k, \mu) = \int dk' S_i^{\text{pert}}(k - k', \mu) F_i(k'), \tag{9}$$

where $S_i^{\text{pert}}(k, \mu)$ contains the perturbative corrections and $F_i(k)$ is a nonperturbative shape function encoding hadronization effects. This treatment is known to provide an excellent description of hadronization effects in B -meson decays [50] and e^+e^- event shapes [18]. It has furthermore been successfully utilized for quark and gluon jet mass spectra in hadron collisions [51].

The shape function $F_i(k)$ is normalized to unity and has typical support for $k \sim \Lambda_{\text{QCD}}$. It should vanish at $k = 0$ and fall off exponentially for $k \rightarrow \infty$. We use a simple ansatz that satisfies these basic criteria [51]

$$F_i(k') = \frac{k'}{\Omega_i^2} e^{-k'/\Omega_i}. \tag{10}$$

The parameter Ω_i captures the leading nonperturbative correction in the tail of the distribution, where it leads to a shift $\tau \rightarrow \tau + 2\Omega_i/Q$. We take $\Omega_q = 0.4$ [18] and assume Casimir scaling, $\Omega_g = \Omega_q C_A/C_F$. As an estimate of the nonperturbative uncertainty we vary Ω_q and Ω_g over a large range as discussed above Eq. (17). In the peak of the distribution in principle the full functional form of $F_i(k)$ enters. However, given the large uncertainties for Ω_i we currently include, the precise functional form of F_i is not yet of practical importance.

2.4 Estimation of uncertainties

The canonical scales in Eq. (5) do not properly take into account the transition from the resummation region into the fixed-order region where τ is no longer small, or into the nonperturbative region for $\tau \lesssim \Lambda_{\text{QCD}}/Q$. A smooth transition between these different regimes is accomplished using profile scales [18,22].

For the choice of profile scales and the estimation of perturbative uncertainties through their variations we follow the approach of Ref. [52] adapted to the thrust-like resummation as in Ref. [53]. The central values for the profile scales are taken as

$$\begin{aligned} \mu_H = \mu, \quad \mu_S(\tau) = \mu f_{\text{run}}(\tau), \quad \mu_J(\tau) = \sqrt{\mu_S(\tau)\mu}, \\ f_{\text{run}}(\tau) = \begin{cases} \tau_0(1 + \frac{\tau^2}{(2\tau_0)^2}) & \tau \leq 2\tau_0 \\ \tau & 2\tau_0 \leq \tau \leq \tau_1 \\ \tau + \frac{(2-\tau_2-\tau_3)(\tau-\tau_1)^2}{2(\tau_2-\tau_1)(\tau_3-\tau_1)} & \tau_1 \leq \tau \leq \tau_2 \\ 1 - \frac{(2-\tau_1-\tau_2)(\tau-\tau_3)^2}{2(\tau_3-\tau_1)(\tau_3-\tau_2)} & \tau_2 \leq \tau \leq \tau_3 \\ 1 & \tau_3 \leq \tau \end{cases} \end{aligned} \tag{11}$$

Here, τ_0 determines the boundary between the resummation and nonperturbative region, where the jet and soft scales approach $\sqrt{\tau_0}Q$ and τ_0Q respectively. We choose $\tau_0 = 3\text{GeV}/Q$, so that μ_J, μ_S are always greater than Λ_{QCD} . From τ_0 onwards we have the canonical resummation scales in Eq. (5) up to $\tau_1 = 0.1$, where the different scales are still well separated. Then we smoothly turn the resummation off by letting $f_{\text{run}}(\tau)$ go to 1. The resummation is completely turned off at $\tau_3 = 1/3$, where the singular and nonsingular contributions start to cancel each other exactly at $\mathcal{O}(\alpha_s)$. The central curve of our prediction corresponds to

$$\begin{aligned} \mu = Q, \quad \tau_0 = \frac{3\text{GeV}}{Q}, \quad \tau_1 = 0.1, \\ \tau_2 = \frac{\tau_1 + \tau_3}{2}, \quad \tau_3 = \frac{1}{3}. \end{aligned} \tag{12}$$

The perturbative uncertainty is obtained as the quadratic sum of a fixed-order and a resummation contribution,

$$\delta_{\text{pert}} = \sqrt{\delta_{\text{FO}}^2 + \delta_{\text{resum}}^2}. \tag{13}$$

The fixed-order uncertainty is estimated by the maximum observed deviation from varying the parameter μ in Eq. (11) by a factor of two,

$$\delta_{\text{FO}}(\tau) = \max_{\mu=\{2Q, Q/2\}} \left| \frac{d\sigma}{d\tau} - \frac{d\sigma_{\text{central}}}{d\tau} \right|. \tag{14}$$

The resummation uncertainty is estimated by varying $\mu_{J,S}$ by [53]

$$\begin{aligned} \mu_S^{\text{vary}}(\tau, \alpha) &= f_{\text{vary}}^\alpha(\tau) \mu_S(\tau), \\ \mu_J^{\text{vary}}(\tau, \alpha, \beta) &= \mu_S^{\text{vary}}(\tau, \alpha)^{1/2-\beta} \mu^{1/2+\beta}, \\ f_{\text{vary}}(\tau) &= \begin{cases} 2(1 - \tau^2/\tau_3^2) & \tau \leq \tau_3/2 \\ 1 + 2(1 - \tau/\tau_3)^2 & \tau_3/2 \leq \tau \leq \tau_3 \\ 1 & \tau_3 \leq \tau \end{cases} \end{aligned} \tag{15}$$

and taking the maximum absolute deviation among all variations

$$\delta_{\text{resum}}(\tau) = \max_{(\alpha, \beta)} \left| \frac{d\sigma}{d\tau} - \frac{d\sigma_{\text{central}}}{d\tau} \right|, \tag{16}$$

with $(\alpha, \beta) \in \{(1, 0), (-1, 0), (0, 1/6), (0, -1/6)\}$. Furthermore, we vary the transition points τ_0 and τ_1 of the resummation region by $\pm 25\%$. These variations however have a much smaller effect than the α, β variations, and their effect on the final resummation uncertainty is almost negligible.

To account for hadronization uncertainties, we separately vary Ω_q by $\pm 50\%$, Ω_g by $\pm 50\%$, and simultaneously vary Ω_q and Ω_g by $\pm 75\%$. The hadronization uncertainty δ_{nonp} is then taken as the maximum deviation under these variations. It is treated as a separate uncertainty source uncorrelated from the perturbative uncertainty, with the total uncertainty given by their quadratic sum,

$$\delta = \sqrt{\delta_{\text{pert}}^2 + \delta_{\text{nonp}}^2}. \tag{17}$$

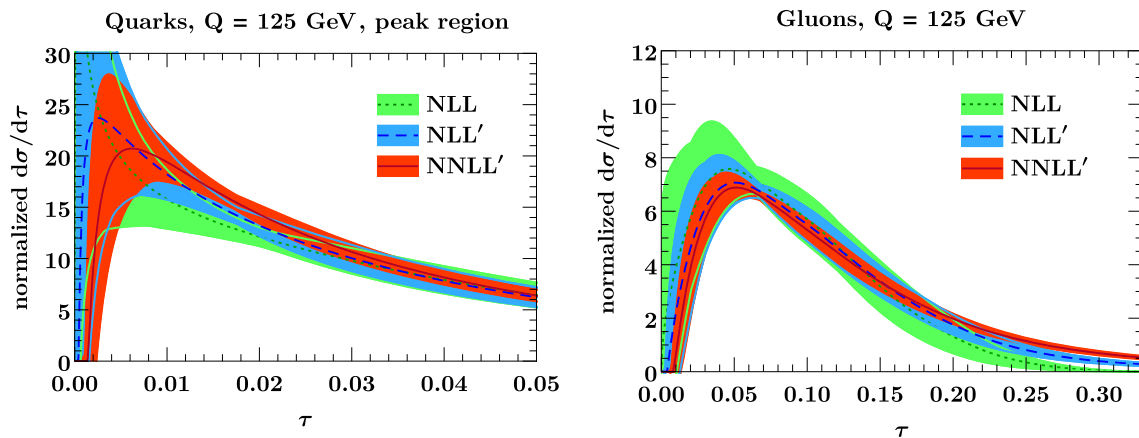


Fig. 2 The normalized thrust spectrum at NLL (green), NLL' (blue), and NNLL' (orange) for quarks (left panel) and gluons (right panel). Since the quark distribution on the left is peaked at small τ , we restrict

the plot range to $\tau < 0.05$. The bands indicate the perturbative uncertainty at each order, obtained using Eq. (13)

We follow a similar procedure to assess the uncertainty on the classifier separation. However, we do not vary the quark distribution and gluon distribution simultaneously, as varying them in opposite directions would lead to an unrealistic inflation of the uncertainty. Instead, we obtain the uncertainty on the classifier separation by taking the central quark result and varying the gluon distribution, and vice versa. This amounts to treating the perturbative uncertainties in the quark and gluon distributions as uncorrelated sources of uncertainties.

3 Results

We now present our numerical results and compare these to PYTHIA and HERWIG. We restrict ourselves to normalized distributions, as these are the input entering in the classifier separation in Eq. (1).

Figure 2 shows the thrust spectrum for quarks and gluons at various orders in resummed perturbation theory. The bands show the perturbative uncertainty, obtained using the procedure described in Sect. 2.4. The overlapping uncertainty bands suggest that our uncertainty estimate is reasonable, and the reduction of the uncertainty at higher orders indicates the convergence of our resummed predictions. This is not true for large values of τ , because we did not include the nonsingular corrections $d\sigma^{\text{nons}}/d\tau$ that are important in this region.

In Figs. 3 and 4 we compare our predictions for quarks and gluons at parton and hadron level to PYTHIA and HERWIG. Note that the peak of the quark distribution is in the nonperturbative regime $\tau Q \lesssim \Lambda_{\text{QCD}}$. Therefore we restrict to $\tau < 0.1$ when considering the quark distributions in Fig. 3, allowing the use of the NNLL' result. On the other hand, the gluon distribution peaks at much higher values, and so we consider the gluon distribution over the full τ range using the matched result at NLL'+NLO.

For quarks at parton level, shown in the left panel of Fig. 3, both PYTHIA and HERWIG agree well with the resummed result and also with each other. The only exception is in the nonperturbative regime at very small τ , where the comparison of parton-level predictions is not very meaningful. At the hadron level (right panel of Fig. 3) we also include the nonperturbative uncertainty in our band, and our predictions agree well with PYTHIA and HERWIG. Note that PYTHIA and HERWIG at hadron level agree with each other even better than at parton level. This is of course not surprising, as their hadronization models have been tuned to the same LEP data. The differences seen at parton level are likely due to a higher shower cutoff scale in HERWIG (which would also explain the events with $\tau = 0$), and is compensated for by the hadronization [14].

We now turn to the results for gluons shown in Fig. 4. Here, there differences between PYTHIA and HERWIG are much larger at both parton and hadron level. At parton level and small values of τ , the HERWIG 7.1 and PYTHIA predictions touch opposite sides of the uncertainty band of the NLL'+NLO result. Thus, although the differences in the parton shower results are clearly sizeable, they might still be considered to be within their intrinsic uncertainties, also since the formal accuracy of the showers is less than that of the NLL'+NLO result. For large values beyond $\tau > 0.2$ there are differences between PYTHIA and our result. However, this region is not described by the resummation but the fixed-order calculation. At NLO there are only three partons, so $\tau \leq 1/3$. Although PYTHIA produces events with $\tau > 1/3$, it does not do so with any formal accuracy, since the parton shower is built from collinear/soft limits of QCD which do not apply here.

For gluons at hadron level, PYTHIA agrees well with our result. The agreement for HERWIG 7.1 is less good, though the differences are not that large either. However, we see that

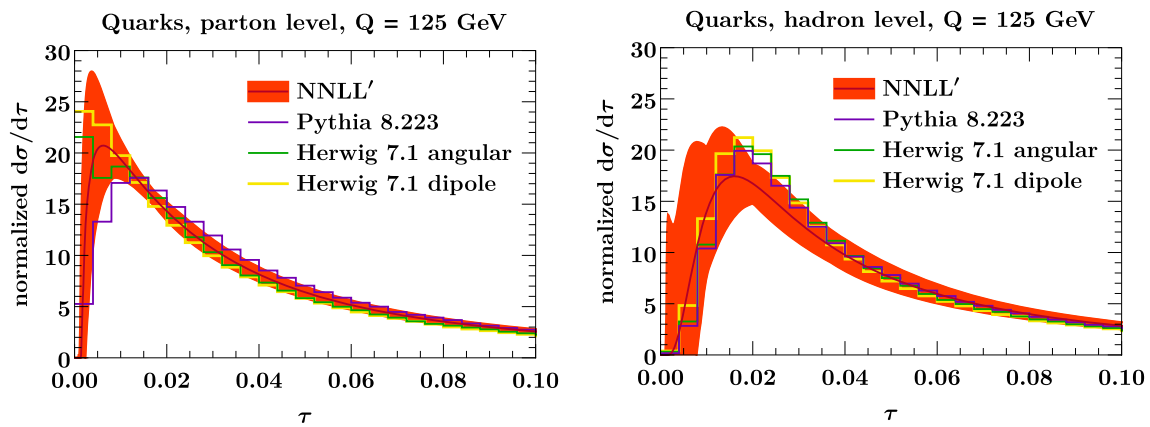


Fig. 3 The normalized thrust spectrum for quarks at NNLL' (orange band) compared to PYTHIA (violet) and HERWIG's angular-ordered (green) and dipole shower (yellow) at parton level (left panel) and

hadron level (right panel). The band in the left panel shows the perturbative uncertainty in Eq. (13). In the right panel, it shows the sum of perturbative and nonperturbative uncertainties as in Eq. (17)

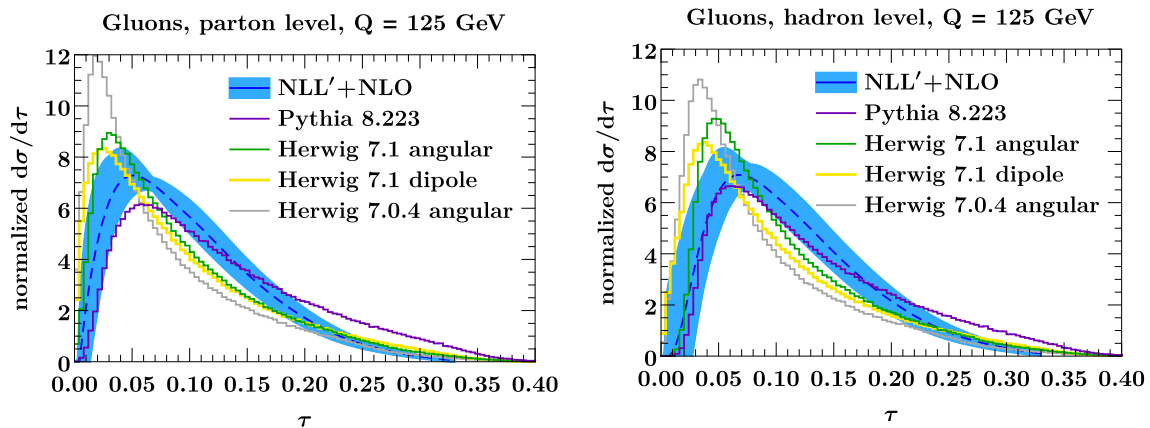


Fig. 4 The normalized thrust spectrum for gluons at NLL'+NLO (blue band) compared to PYTHIA (violet) and HERWIG's angular-ordered (green) and dipole shower (yellow) at parton level (left panel) and hadron level (right panel). The band in the left panel shows the perturbative uncertainty in Eq. (13). In the right panel, it shows the sum of

perturbative and nonperturbative uncertainties as in Eq. (17). The result from the angular-ordered shower in HERWIG 7.0.4 is shown in light gray, which differs significantly from the resummed results, highlighting the noticeable improvement in HERWIG 7.1

the angular ordered shower from HERWIG 7.0.4 shown by the gray lines shows clear discrepancies from our predictions. (It also yields similarly large differences between HERWIG and PYTHIA for the quark-gluon separation as observed for HERWIG 2.7.1 in Refs. [10,14].) This highlights the substantial improvement in the description of gluon jets in the latest version of HERWIG.

Finally, in Fig. 5 we show the classifier separation at NLL'+NLO compared to PYTHIA and HERWIG at parton and hadron level. This is similar to Fig. 1, but we do not impose a cut on thrust and therefore omit the NNLL' result. The perturbative uncertainty δ_{pert} is shown, as well as the total uncertainty. Both PYTHIA and HERWIG agree with our results within uncertainties. They differ from each other more than in Fig. 1, which is due to the relatively large differences in the gluon distribution at larger τ . HERWIG predicts a lower clas-

sifier separation Δ , because its gluon distribution is peaked at smaller values of τ and thus closer to the quark distribution. As in Fig. 1, this is most pronounced for the HERWIG dipole shower, which has the gluon distribution with the lowest peak and as a result gives the lowest Δ .

Finally, it is worth noting that the resummation and hadronization uncertainties on the classifier separation are of similar size. Thus at higher orders the hadronization uncertainty currently becomes the limiting factor, as can be seen in the NNLL' results in Fig. 1. This is of course also due to our rather generous variations for the hadronization parameter Ω_i . This situation can be improved by using a more refined treatment than carried out here, including renormalon subtractions and performing a fit to LEP data as done in Ref. [18], which yields a much more precise determination of Ω_q . However, one would then also have to perform a more careful

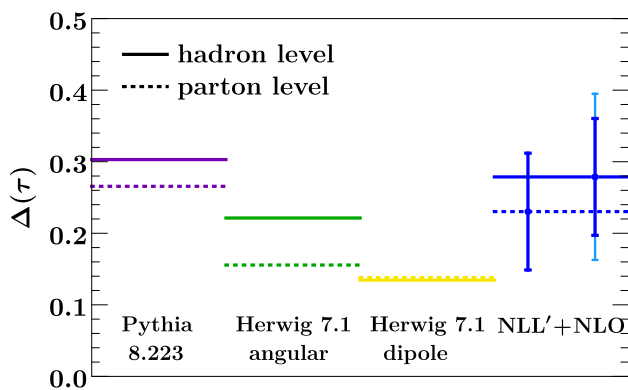


Fig. 5 Analogous to Fig. 1 but without a cut on τ

treatment of the full shape function in the nonperturbative peak region of the quark distribution, for example using the methods of Refs. [22,50].

4 Conclusions

Large differences have been observed between parton showers in their prediction for our ability to discriminate quark jets from gluon jets. This inspired us to consider the thrust event shape, which can be calculated very precisely, obtaining a sample of quark jets from $Z \rightarrow q\bar{q}$ and gluon jets from $H \rightarrow gg$. We compared our analytic results up to NNLL' to PYTHIA and HERWIG, which represented the two opposite extremes in an earlier study [10, 14]. Our results are consistent with both PYTHIA and HERWIG, though closest to PYTHIA. This is due to the improved description of gluon jets in the most recent HERWIG release, while the previous HERWIG 7.0.4 showed substantial differences in the gluon distribution. Resummed predictions, like those obtained here, can thus serve as an important standard candle for parton showers. The perturbative uncertainties can be reduced further by going to higher orders. At NNLL' the uncertainty from nonperturbative effects currently constitutes the limiting factor in the resummed results, which can be improved in the future with a more refined treatment of nonperturbative corrections.

Acknowledgements We thank A. Papaefstathiou, P. Pietrulewicz and P. Richardson for discussions. F.T. is supported by the DFG Emmy-Noether Grant No. TA 867/1-1. W.W. is supported by the ERC grant ERC-STG-2015-677323 and the D-ITP consortium, a program of the Netherlands Organization for Scientific Research (NWO) that is funded by the Dutch Ministry of Education, Culture and Science (OCW). J.M. thanks DESY for hospitality during the initial phase of this project.

Open Access This article is distributed under the terms of the Creative Commons Attribution 4.0 International License (<http://creativecommons.org/licenses/by/4.0/>), which permits unrestricted use, distribution, and reproduction in any medium, provided you give appropriate credit to the original author(s) and the source, provide a link to the Creative Commons license, and indicate if changes were made. Funded by SCOAP³.

Appendix A: Anomalous dimensions

Expanding the beta function and anomalous dimensions in powers of α_s ,

$$\begin{aligned} \beta(\alpha_s) &= -2\alpha_s \sum_{n=0}^{\infty} \beta_n \left(\frac{\alpha_s}{4\pi}\right)^{n+1}, \\ \Gamma_{\text{cusp}}^i(\alpha_s) &= \sum_{n=0}^{\infty} \Gamma_n^i \left(\frac{\alpha_s}{4\pi}\right)^{n+1}, \\ \gamma^i(\alpha_s) &= \sum_{n=0}^{\infty} \gamma_n^i \left(\frac{\alpha_s}{4\pi}\right)^{n+1}, \end{aligned} \tag{A1}$$

the coefficients are given by

$$\begin{aligned} \beta_0 &= \frac{11}{3} C_A - \frac{4}{3} T_F n_f, \\ \beta_1 &= \frac{34}{3} C_A^2 - \left(\frac{20}{3} C_A + 4C_F\right) T_F n_f, \\ \beta_2 &= \frac{2857}{54} C_A^3 \\ &\quad + \left(C_F^2 - \frac{205}{18} C_F C_A - \frac{1415}{54} C_A^2\right) 2T_F n_f \\ &\quad + \left(\frac{11}{9} C_F + \frac{79}{54} C_A\right) 4T_F^2 n_f^2, \\ \Gamma_0^q &= 4C_F, \\ \Gamma_1^q &= 4C_F \left[\left(\frac{67}{9} - \frac{\pi^2}{3}\right) C_A - \frac{20}{9} T_F n_f \right], \\ \Gamma_2^q &= 4C_F \left[\left(\frac{245}{6} - \frac{134\pi^2}{27} + \frac{11\pi^4}{45} + \frac{22\zeta_3}{3}\right) C_A^2 \right. \\ &\quad - \left(\frac{418}{27} - \frac{40\pi^2}{27} + \frac{56\zeta_3}{3}\right) C_A T_F n_f \\ &\quad \left. - \left(\frac{55}{3} - 16\zeta_3\right) C_F T_F n_f - \frac{16}{27} T_F^2 n_f^2 \right], \\ \gamma_{C_0}^q &= -3C_F, \\ \gamma_{C_1}^q &= -C_F \left[\left(\frac{41}{9} - 26\zeta_3\right) C_A + \left(\frac{3}{2} - 2\pi^2 + 24\zeta_3\right) C_F \right. \\ &\quad \left. + \left(\frac{65}{18} + \frac{\pi^2}{2}\right) \beta_0 \right], \\ \gamma_{S_0}^q &= 0, \\ \gamma_{S_1}^q &= C_F \left[\left(-\frac{128}{9} + 56\zeta_3\right) C_A + \left(-\frac{112}{9} + \frac{2\pi^2}{3}\right) \beta_0 \right], \\ \gamma_{C_0}^g &= -\beta_0, \\ \gamma_{C_1}^g &= \left(-\frac{59}{9} + 2\zeta_3\right) C_A^2 + \left(-\frac{19}{9} + \frac{\pi^2}{6}\right) C_A \beta_0 - \beta_1. \end{aligned} \tag{A2}$$

The expressions for Γ^g and $\gamma_{S_n}^g$ are omitted, as they can be obtained from Casimir scaling

$$\Gamma_n^g = \frac{C_A}{C_F} \Gamma_n^q, \quad \gamma_{S_n}^g = \frac{C_A}{C_F} \gamma_{S_n}^q. \quad (\text{A3})$$

The coefficients γ_j^i of the non-cusp anomalous dimension of the jet function follow from Eq. (7).

Appendix B: Fixed-Order Ingredients

The form of the Wilson coefficient, jet function and soft function is highly constrained by the anomalous dimensions in Eq. (6),

$$\begin{aligned} C_q(Q, \mu) = & 1 + \frac{\alpha_s(\mu)}{4\pi} \left[-\frac{\Gamma_0^q}{4} \ln^2 \left(\frac{-q^2 - i0}{\mu^2} \right) \right. \\ & \left. - \gamma_{C_0}^q \ln \left(\frac{-q^2 - i0}{\mu^2} \right) + c_0^q \right] \\ & + \left(\frac{\alpha_s(\mu)}{4\pi} \right)^2 \left[\frac{(\Gamma_0^q)^2}{32} \ln^4 \left(\frac{-q^2 - i0}{\mu^2} \right) \right. \\ & + \frac{\Gamma_0^q (3\gamma_{C_0}^q + \beta_0)}{12} \ln^3 \left(\frac{-q^2 - i0}{\mu^2} \right) \\ & + \frac{2(\gamma_{C_0}^q)^2 + 2\beta_0 \gamma_{C_0}^q - \Gamma_1^q - \Gamma_0^q c_0^q}{4} \ln^2 \left(\frac{-q^2 - i0}{\mu^2} \right) \\ & \left. - (\gamma_{C_1}^q + \gamma_{C_0}^q c_0^q + \beta_0 c_0^q) \ln \left(\frac{-q^2 - i0}{\mu^2} \right) + c_1^q \right], \end{aligned}$$

$$\begin{aligned} C_g(Q, \mu) = & \alpha_s \left\{ 1 + \frac{\alpha_s(\mu)}{4\pi} \left[-\frac{\Gamma_0^g}{4} \ln^2 \left(\frac{-q^2 - i0}{\mu^2} \right) \right. \right. \\ & \left. \left. - (\gamma_{C_0}^g + \beta_0) \ln \left(\frac{-q^2 - i0}{\mu^2} \right) + c_0^g \right] \right. \\ & + \left(\frac{\alpha_s(\mu)}{4\pi} \right)^2 \left[\frac{(\Gamma_0^g)^2}{32} \ln^4 \left(\frac{-q^2 - i0}{\mu^2} \right) \right. \\ & + \frac{\Gamma_0^g (3\gamma_{C_0}^g + 4\beta_0)}{12} \ln^3 \left(\frac{-q^2 - i0}{\mu^2} \right) \\ & + \frac{2(\gamma_{C_0}^g)^2 + 6\beta_0 \gamma_{C_0}^g + 4\beta_0^2 - \Gamma_1^g - \Gamma_0^g c_0^g}{4} \ln^2 \left(\frac{-q^2 - i0}{\mu^2} \right) \\ & \left. \left. - (\gamma_{C_1}^g + \gamma_{C_0}^g c_0^g + 2\beta_0 c_0^g + \beta_1) \ln \left(\frac{-q^2 - i0}{\mu^2} \right) + c_1^g \right] \right\}, \end{aligned}$$

$$\begin{aligned} J_i(s, \mu) = & \delta(s) + \frac{\alpha_s(\mu)}{4\pi} \left[\frac{\Gamma_0^i}{\mu^2} \left(\frac{\ln(s/\mu^2)}{(s/\mu^2)_+} \right) \right. \\ & \left. - \frac{\gamma_{J_0}^i}{2\mu^2} \frac{1}{(s/\mu^2)_+} + j_0^i \delta(s) \right] \\ & + \left(\frac{\alpha_s(\mu)}{4\pi} \right)^2 \left[\frac{(\Gamma_0^i)^2}{2\mu^2} \left(\frac{\ln^3(s/\mu^2)}{(s/\mu^2)_+} \right) \right. \\ & \left. - \Gamma_0^i \frac{2\beta_0 + 3\gamma_{J_0}^i}{4\mu^2} \left(\frac{\ln^2(s/\mu^2)}{(s/\mu^2)_+} \right) \right. \end{aligned}$$

$$\begin{aligned} & \left. + \left(j_0^i \Gamma_0^i + \frac{\beta_0 \gamma_{J_0}^i}{2} + \frac{(\gamma_{J_0}^i)^2}{4} - \frac{\pi^2 (\Gamma_0^i)^2}{6} + \Gamma_1^i \right) \right. \\ & \left. \frac{1}{\mu^2} \left(\frac{\ln(s/\mu^2)}{(s/\mu^2)_+} \right) \right. \\ & \left. + \left(-j_0^i \left(\beta_0 + \frac{\gamma_{J_0}^i}{2} \right) - \frac{\gamma_{J_1}^i}{2} + \frac{\pi^2 \gamma_{J_0}^i \Gamma_0^i}{12} + \zeta_3 (\Gamma_0^i)^2 \right) \right. \\ & \left. \frac{1}{\mu^2} \frac{1}{(s/\mu^2)_+} + j_1^i \delta(s) \right], \end{aligned}$$

$$\begin{aligned} S_i(k, \mu) = & \delta(k) + \frac{\alpha_s(\mu)}{4\pi} \left[-\frac{4\Gamma_0^i}{\mu} \left(\frac{\ln(k/\mu)}{(k/\mu)_+} \right) \right. \\ & \left. - \frac{\gamma_{S_0}^i}{\mu} \left(\frac{1}{(k/\mu)_+} \right) + s_0^i \delta(k) \right] \\ & + \left(\frac{\alpha_s(\mu)}{4\pi} \right)^2 \left[\frac{8(\Gamma_0^i)^2}{\mu} \left(\frac{\ln^3(k/\mu)}{(k/\mu)_+} \right) \right. \\ & + \Gamma_0^i \frac{4\beta_0 + 6\gamma_{S_0}^i}{\mu} \left(\frac{\ln^2(k/\mu)}{(k/\mu)_+} \right) \\ & + \left(-4s_0^i \Gamma_0^i + 2\beta_0 \gamma_{S_0}^i + (\gamma_{S_0}^i)^2 \right. \\ & \left. - \frac{8\pi^2 (\Gamma_0^i)^2}{3} - 4\Gamma_1^i \right) \frac{1}{\mu} \left(\frac{\ln(k/\mu)}{(k/\mu)_+} \right) \\ & + \left(-s_0^i (2\beta_0 + \gamma_{S_0}^i) - \gamma_{S_1}^i - \frac{2\pi^2 \gamma_{S_0}^i \Gamma_0^i}{3} \right. \\ & \left. \left. + 16\zeta_3 (\Gamma_0^i)^2 \right) \frac{1}{\mu} \frac{1}{(k/\mu)_+} + s_1^i \delta(k) \right]. \quad (\text{B1}) \end{aligned}$$

The difference between the expressions for C_q and C_g is due to the additional prefactor of α_s in the latter. The remaining constants are given by

$$c_0^q = \left(-8 + \frac{\pi^2}{6} \right) C_F,$$

$$\begin{aligned} c_1^q = & \left(\frac{255}{8} + \frac{7\pi^2}{2} - 30\zeta_3 - \frac{83\pi^4}{360} \right) C_F^2 \\ & + \left(-\frac{51157}{648} - \frac{337\pi^2}{108} + \frac{313\zeta_3}{9} + \frac{11\pi^4}{45} \right) C_F C_A \\ & + \left(\frac{4085}{162} + \frac{23\pi^2}{27} + \frac{4\zeta_3}{9} \right) C_F T_F n_f, \end{aligned}$$

$$c_0^g = \left(5 + \frac{\pi^2}{6} \right) C_A - 3C_F,$$

$$\begin{aligned} c_1^g = & (7C_A^2 + 11C_A C_F - 6C_F \beta_0) \ln \left(\frac{-q^2 - i0}{m_t^2} \right) \\ & + \left(-\frac{419}{27} + \frac{7\pi^2}{6} + \frac{\pi^4}{72} - 44\zeta_3 \right) C_A^2 \\ & + \left(-\frac{217}{2} - \frac{\pi^2}{2} + 44\zeta_3 \right) C_A C_F \\ & + \left(\frac{2255}{108} + \frac{5\pi^2}{12} + \frac{23\zeta_3}{3} \right) C_A \beta_0 - \frac{5}{6} C_A T_F + \frac{27}{2} C_F^2 \end{aligned}$$

$$\begin{aligned}
& + \left(\frac{41}{2} - 12\zeta_3 \right) C_F \beta_0 - \frac{4}{3} C_F T_F + \mathcal{O} \left(\frac{q^2}{4m_t^2} \right), \\
j_0^q &= (7 - \pi^2) C_F, \\
j_1^q &= \left(\frac{205}{8} - \frac{67\pi^2}{6} + \frac{14\pi^4}{15} - 18\zeta^3 \right) C_F^2 \\
& + \left(\frac{53129}{648} - \frac{208\pi^2}{27} - \frac{17\pi^4}{180} - \frac{206\zeta_3}{9} \right) C_F C_A \\
& + \left(\frac{4057}{162} + \frac{68\pi^2}{27} + \frac{16\zeta_3}{9} \right) C_F T_F n_f, \\
j_0^g &= \left(\frac{4}{3} - \pi^2 \right) C_A + \frac{5}{3} \beta_0, \\
j_1^g &= \left(\frac{4255}{108} - \frac{26\pi^2}{9} + \frac{151\pi^4}{180} - 72\zeta^3 \right) C_A^2 \\
& - \left(\frac{115}{108} + \frac{65\pi^2}{18} - \frac{56\zeta_3}{3} \right) C_A \beta_0 \\
& - \left(\frac{25}{9} - \frac{\pi^2}{3} \right) \beta_0^2 + \left(\frac{55}{12} - 4\zeta_3 \right) \beta_0^2, \\
s_0^q &= \frac{\pi^2}{3} C_F, \\
s_1^q &= \frac{-3\pi^4}{10} C_F^2 + \left(\frac{-640}{27} + \frac{4\pi^2}{3} + \frac{22\pi^4}{45} \right) C_F C_A \\
& + \left(\frac{-20}{27} - \frac{37\pi^2}{18} + \frac{58\zeta_3}{3} \right) C_F \beta_0. \tag{B2}
\end{aligned}$$

The coefficients s_n^g for the gluon soft function can directly be obtained from s_n^q by replacing $C_F \rightarrow C_A$.

References

1. A. Abdesselam et al., Eur. Phys. J. C **71**, 1661 (2011). [arXiv:1012.5412](#) [hep-ph]
2. A. Altheimer et al., J. Phys. G **39**, 063001 (2012). [arXiv:1201.0008](#) [hep-ph]
3. A. Altheimer et al., Eur. Phys. J. C **74**, 2792 (2014). [arXiv:1311.2708](#) [hep-ex]
4. D. Adams et al., Eur. Phys. J. C **75**, 409 (2015). [arXiv:1504.00679](#) [hep-ph]
5. J. Gallicchio, M.D. Schwartz, Phys. Rev. Lett. **107**, 172001 (2011). [arXiv:1106.3076](#) [hep-ph]
6. J. Gallicchio, M.D. Schwartz, JHEP **04**, 090 (2013). [arXiv:1211.7038](#) [hep-ph]
7. A.J. Larkoski, G.P. Salam, J. Thaler, JHEP **06**, 108 (2013). [arXiv:1305.0007](#) [hep-ph]
8. A.J. Larkoski, J. Thaler, W.J. Waalewijn, JHEP **11**, 129 (2014). [arXiv:1408.3122](#) [hep-ph]
9. B. Bhattacharjee, S. Mukhopadhyay, M.M. Nojiri, Y. Sakaki, B.R. Webber, JHEP **04**, 131 (2015). [arXiv:1501.04794](#) [hep-ph]
10. J. R. Andersen et al., in *9th Les Houches Workshop on Physics at TeV Colliders (PhysTeV 2015) Les Houches, France, June 1–19, 2015* (2016). [arXiv:1605.04692](#) [hep-ph]
11. D. Ferreira de Lima, P. Petrov, D. Soper, M. Spannowsky, Phys. Rev. D **95**, 034001 (2017). [arXiv:1607.06031](#) [hep-ph]
12. P.T. Komiske, E.M. Metodiev, M.D. Schwartz, JHEP **01**, 110 (2017). [arXiv:1612.01551](#) [hep-ph]
13. J. Davighi, P. Harris (2017). [arXiv:1703.00914](#) [hep-ph]
14. P. Gras, S. Hoeche, D. Kar, A. Larkoski, L. Lnnblad, S. Pltzer, A. Sidmok, P. Skands, G. Soyez, J. Thaler, JHEP **1707**, 091 (2017). [arXiv:1704.03878](#) [hep-ph]
15. T. Sjöstrand, S. Ask, J.R. Christiansen, R. Corke, N. Desai, P. Ilten, S. Mrenna, S. Prestel, C.O. Rasmussen, P.Z. Skands, Comput. Phys. Commun. **191**, 159 (2015). [arXiv:1410.3012](#) [hep-ph]
16. J. Bellm et al. (2017). [arXiv:1705.06919](#) [hep-ph]
17. T. Becher, M.D. Schwartz, JHEP **07**, 034 (2008). [arXiv:0803.0342](#) [hep-ph]
18. R. Abbate, M. Fickinger, A.H. Hoang, V. Mateu, I.W. Stewart, Phys. Rev. D **83**, 074021 (2011). [arXiv:1006.3080](#) [hep-ph]
19. G.P. Korchemsky, G.F. Sterman, Nucl. Phys. B **555**, 335 (1999). [arXiv:hep-ph/9902341](#)
20. G.P. Korchemsky, S. Tafat, JHEP **10**, 010 (2000). [arXiv:hep-ph/0007005](#)
21. A.H. Hoang, I.W. Stewart, Phys. Lett. B **660**, 483 (2008). [arXiv:0709.3519](#) [hep-ph]
22. Z. Ligeti, I.W. Stewart, F.J. Tackmann, Phys. Rev. D **78**, 114014 (2008). [arXiv:0807.1926](#) [hep-ph]
23. D. Reichelt, P. Richardson, A. Siodmok, [arXiv:1708.01491](#) [hep-ph]
24. S. Catani, L. Trentadue, G. Turnock, B.R. Webber, Nucl. Phys. B **407**, 3 (1993)
25. S. Fleming, A.H. Hoang, S. Mantry, I.W. Stewart, Phys. Rev. D **77**, 074010 (2008). [arXiv:hep-ph/0703207](#)
26. M.D. Schwartz, Phys. Rev. D **77**, 014026 (2008). [arXiv:0709.2709](#) [hep-ph]
27. G.P. Korchemsky, A.V. Radyushkin, Nucl. Phys. B **283**, 342 (1987)
28. I. Moul, I.W. Stewart, F.J. Tackmann, W.J. Waalewijn, Phys. Rev. D **93**, 094003 (2016). [arXiv:1508.02397](#) [hep-ph]
29. C. Balzereit, T. Mannel, W. Kilian, Phys. Rev. D **58**, 114029 (1998). [arXiv:hep-ph/9805297](#)
30. M. Neubert, Eur. Phys. J. C **40**, 165 (2005). [arXiv:hep-ph/0408179](#)
31. S. Fleming, A.H. Hoang, S. Mantry, I.W. Stewart, Phys. Rev. D **77**, 114003 (2008). [arXiv:0711.2079](#) [hep-ph]
32. G. Kramer, B. Lampe, Z. Phys. C **34**, 497 (1987) [Erratum: Z. Phys. C **42**, 504 (1989)]
33. T. Matsuura, W.L. van Neerven, Z. Phys. C **38**, 623 (1988)
34. T. Matsuura, S.C. van der Marck, W.L. van Neerven, Nucl. Phys. B **319**, 570 (1989)
35. T. Becher, M. Neubert, B.D. Pecjak, JHEP **01**, 076 (2007). [arXiv:hep-ph/0607228](#)
36. A. Idilbi, X.-D. Ji, F. Yuan, Nucl. Phys. B **753**, 42 (2006). [arXiv:hep-ph/0605068](#)
37. R.V. Harlander, K.J. Ozeren, Phys. Lett. B **679**, 467 (2009). [arXiv:0907.2997](#) [hep-ph]
38. A. Pak, M. Rogal, M. Steinhauser, Phys. Lett. B **679**, 473 (2009). [arXiv:0907.2998](#) [hep-ph]
39. C.F. Berger, C. Marcantonini, I.W. Stewart, F.J. Tackmann, W.J. Waalewijn, JHEP **04**, 092 (2011). [arXiv:1012.4480](#) [hep-ph]
40. T. Becher, M. Neubert, Phys. Lett. B **637**, 251 (2006). [arXiv:hep-ph/0603140](#)
41. T. Becher, G. Bell, Phys. Lett. B **695**, 252 (2011). [arXiv:1008.1936](#) [hep-ph]
42. R. Kelley, M.D. Schwartz, R.M. Schabinger, H.X. Zhu, Phys. Rev. D **84**, 045022 (2011). [arXiv:1105.3676](#) [hep-ph]
43. A. Hornig, C. Lee, I.W. Stewart, J.R. Walsh, S. Zuberi, JHEP **08**, 054 (2011). [arXiv:1105.4628](#) [hep-ph]
44. O.V. Tarasov, A.A. Vladimirov, A.Yu. Zharkov, Phys. Lett. B **93**, 429 (1980)
45. S.A. Larin, J.A.M. Vermaseren, Phys. Lett. B **303**, 334 (1993). [arXiv:hep-ph/9302208](#)
46. S. Moch, J.A.M. Vermaseren, A. Vogt, Nucl. Phys. B **688**, 101 (2004). [arXiv:hep-ph/0403192](#)

47. T. Becher, M.D. Schwartz, JHEP **02**, 040 (2010). [arXiv:0911.0681](#) [hep-ph]
48. R.K. Ellis, D.A. Ross, A.E. Terrano, Nucl. Phys. B **178**, 421 (1981)
49. C.R. Schmidt, Phys. Lett. B **413**, 391 (1997). [arXiv:hep-ph/9707448](#)
50. F.U. Bernlochner, H. Lacker, Z. Ligeti, I.W. Stewart, F.J. Tackmann, K. Tackmann (SIMBA), in *7th International Workshop on the CKM Unitarity Triangle (CKM 2012) Cincinnati, Ohio, USA, September 28–October 2, 2012* (2013) [PoSICHEP **2012**, 370 (2013)]. [arXiv:1303.0958](#) [hep-ph]
51. I.W. Stewart, F.J. Tackmann, W.J. Waalewijn, Phys. Rev. Lett. **114**, 092001 (2015). [arXiv:1405.6722](#) [hep-ph]
52. I.W. Stewart, F.J. Tackmann, J.R. Walsh, S. Zuberi, Phys. Rev. D **89**, 054001 (2014). [arXiv:1307.1808](#) [hep-ph]
53. S. Gangal, M. Stahlhofen, F.J. Tackmann, Phys. Rev. D **91**, 054023 (2015). [arXiv:1412.4792](#) [hep-ph]