



UvA-DARE (Digital Academic Repository)

Are selective COX 2 inhibitors superior to traditional non steroidal anti-inflammatory drugs?

Juni, P.; Rutjes, A.W.S.; Dieppe, P.A.

DOI

[10.1136/bmj.324.7349.1287](https://doi.org/10.1136/bmj.324.7349.1287)

Publication date

2002

Published in

BMJ : British medical journal

[Link to publication](#)

Citation for published version (APA):

Juni, P., Rutjes, A. W. S., & Dieppe, P. A. (2002). Are selective COX 2 inhibitors superior to traditional non steroidal anti-inflammatory drugs? *BMJ : British medical journal*, 324, 1287-1288. <https://doi.org/10.1136/bmj.324.7349.1287>

General rights

It is not permitted to download or to forward/distribute the text or part of it without the consent of the author(s) and/or copyright holder(s), other than for strictly personal, individual use, unless the work is under an open content license (like Creative Commons).

Disclaimer/Complaints regulations

If you believe that digital publication of certain material infringes any of your rights or (privacy) interests, please let the Library know, stating your reasons. In case of a legitimate complaint, the Library will make the material inaccessible and/or remove it from the website. Please Ask the Library: <https://uba.uva.nl/en/contact>, or a letter to: Library of the University of Amsterdam, Secretariat, Singel 425, 1012 WP Amsterdam, The Netherlands. You will be contacted as soon as possible.



Are selective COX 2 inhibitors superior to traditional non steroidal anti-inflammatory drugs?

Peter Jüni, Anne WS Rutjes and Paul A Dieppe

BMJ 2002;324:1287-1288
doi:10.1136/bmj.324.7349.1287

Updated information and services can be found at:
<http://bmj.com/cgi/content/full/324/7349/1287>

These include:

References

This article cites 7 articles, 6 of which can be accessed free at:
<http://bmj.com/cgi/content/full/324/7349/1287#BIBL>

43 online articles that cite this article can be accessed at:
<http://bmj.com/cgi/content/full/324/7349/1287#otherarticles>

Rapid responses

12 rapid responses have been posted to this article, which you can access for free at:
<http://bmj.com/cgi/content/full/324/7349/1287#responses>

You can respond to this article at:
<http://bmj.com/cgi/eletter-submit/324/7349/1287>

Email alerting service

Receive free email alerts when new articles cite this article - sign up in the box at the top right corner of the article

Topic collections

Articles on similar topics can be found in the following collections

[Drugs: musculoskeletal and joint diseases](#) (343 articles)

Correction

A correction has been published for this article. The contents of the correction have been appended to the original article in this reprint. The correction is available online at:
<http://bmj.com/cgi/content/full/324/7353/1538>

Notes

To order reprints of this article go to:
<http://www.bmjournals.com/cgi/reprintform>

To subscribe to *BMJ* go to:
<http://bmj.bmjournals.com/subscriptions/subscribe.shtml>

Are selective COX 2 inhibitors superior to traditional non steroidal anti-inflammatory drugs?

Adequate analysis of the CLASS trial indicates that this may not be the case

Selective cyclo-oxygenase 2 (COX 2) inhibitors, including celecoxib (Celebrex) and rofecoxib (Vioxx), are hypothesised to have a lower risk of gastrointestinal complications than traditional non-steroidal anti-inflammatory drugs.¹ In September 2000 the celecoxib long term arthritis safety study, better known as CLASS, was published in *JAMA*.² This trial, widely cited and distributed, concluded that a COX 2 inhibitor was associated with a lower incidence of complications than traditional non-steroidal anti-inflammatory drugs. What was much less widely publicised were criticisms that contradicted this conclusion.

CLASS was reported as a three arm trial comparing celecoxib 800 mg/day with ibuprofen 2400 mg/day and diclofenac 150 mg/day in osteoarthritis or rheumatoid arthritis. Clinically relevant upper gastrointestinal ulcer complications (bleeding, perforation, or obstruction) and symptomatic ulcers during the first six months of treatment were described as the two main outcome measures, comparing incidence rates for celecoxib and a traditional non-steroidal anti-inflammatory drug (fig 1). It was concluded that, compared with the traditional non-steroidal anti-inflammatory drug, celecoxib "was associated with a lower incidence of symptomatic ulcers and ulcer complications combined."³ The trial was funded by celecoxib's manufacturer Pharmacia.

An article in the *Washington Post* in August 2001³ and two letters published in *JAMA* in November 2001^{4 5} drew attention to the fact that complete information available to the United States Food and Drug Administration contradicted these conclusions. The paper reporting CLASS² actually referred to the combined analysis of the results of the first six months of two separate and longer trials. The protocols of these trials differed markedly from the published paper in design, outcomes, duration of follow up, and analysis.

Two comparisons were originally planned: celecoxib versus ibuprofen, and celecoxib versus diclofenac. The Food and Drug Administration was concerned that selective COX 2 inhibitors could interfere with the benefits of COX 2 in ulcer healing.⁶ This could lead to a long term increase of ulcer related complications that occur without warning symptoms.⁴ Therefore the pre-specified primary outcome was ulcer related complications, not symptomatic ulcers, in both trials, while the maximum duration of follow up was 15 and 12 months respectively.⁷⁻⁸

A two step procedure was planned to control for a type 1 error: after comparing celecoxib with the

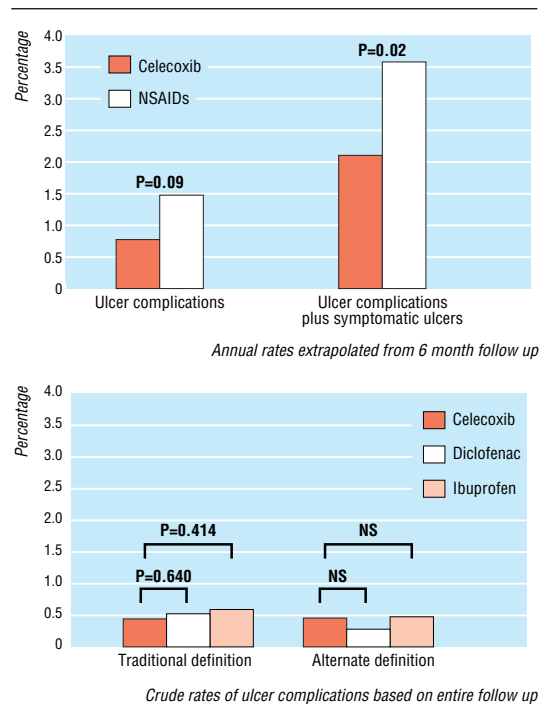


Fig 1 Main results according to published report (top) and pre-specified protocol (bottom). Alternate definition of ulcer related complications, pre-specified by the FDA, included more stringent criteria to address serious gastrointestinal bleeding. P values are from log rank tests.

non-steroidal anti-inflammatory drugs combined, a pairwise comparison of celecoxib with each of the two non-steroidal anti-inflammatory drugs, ibuprofen and diclofenac, had to be done. The protocol explicitly specified that celecoxib would be claimed to be different from the traditional non-steroidal anti-inflammatory drug only if both overall and pairwise comparisons were statistically significant for ulcer related complications.⁷

Analysis according to a pre-specified protocol showed similar numbers of ulcer related complications in the comparison groups (fig 1).^{7 8} Almost all the ulcer complications that had occurred during the second half of the trials were in users of celecoxib (fig 2). When an alternate definition of ulcer related complications (pre-planned by the Food and Drug Administration) was used, a non-significant trend was found in favour of diclofenac (fig 1).^{7 8} These results clearly contradict

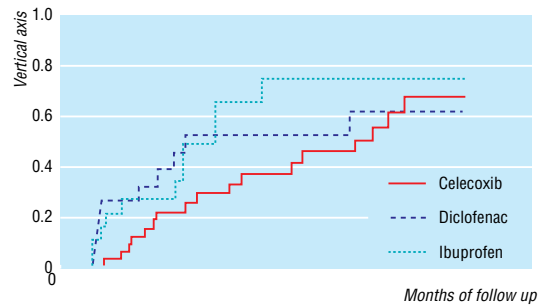


Fig 2 Kaplan-Meier estimates for ulcer complications according to traditional definition. Results are truncated after 12 months, no ulcer complications occurred after this period. Adapted from Lu 2001.⁷

the published conclusions.² They were available when the manuscript was submitted, but were neither referred to in the article² nor reported to *JAMA*.⁹

Two issues cause concern. Firstly, the authors' explanations⁹ for these serious irregularities were inadequate. They failed to justify the post hoc changes in design, outcomes, and analysis and provided an unconvincing explanation for considering the six month follow up only. They argued that a large and differential dropout rate had occurred during the later stage of the trial, which depleted patients with gastrointestinal adverse events preferentially in the groups taking non-steroidal anti-inflammatory drugs and that these patients were at higher risk of developing ulcer related complications.⁹ However, the absolute number of dropouts and withdrawals, both overall and due to gastrointestinal adverse events, increased gradually, without any sudden increase after six months, and withdrawal rates stayed roughly constant in different treatment groups during the entire follow up period. In addition, there was no robust evidence that gastrointestinal adverse events were actually a risk factor for ulcer related complications.⁷⁻⁸

Secondly, the flawed findings published in the original article² appear to be widely distributed and believed. About 30 000 reprints of CLASS were bought from the publisher (W Bartolotta, personal communication), and a recent search of the Science Citation Index yielded 169 articles citing it, more than 10 times as many citations as for any other article published in the same issue. This wide distribution and citation has coincided with the sales of celecoxib increasing from \$2623m in 2000 to \$3114m in 2001.¹⁰

Publishing and distributing overoptimistic short term data using post hoc changes to the protocol, while omitting disappointing long term data of two trials, which involved large numbers of volunteers, is misleading. While some of the problems related to CLASS were partially covered in the news sections of *BMJ*¹¹ and other journals, it was not emphasised how flawed the trial actually was,² and how inadequate the authors' justifications.⁹ Consequently, CLASS may still be relied on by many physicians without reference to these flaws. In our experience most still believe the findings published originally.² For example, most of 58 physicians attending an osteoarthritis workshop in Berne, Switzerland, in December 2001 had not realised that CLASS was seriously biased.

In contrast with the CLASS trial,² the VIGOR trial,¹² which was similar in design and outcomes, found

an unequivocal benefit of another selective COX 2 inhibitor, rofecoxib, over traditional non-steroidal anti-inflammatory agents. Four potential reasons for this discrepancy warrant further exploration. Firstly, aspirin was used concurrently by about 20% of patients in CLASS (but not in VIGOR). Secondly, naproxen, rather than diclofenac (which has greater COX 2 selectivity¹), was used as the comparator in VIGOR. Thirdly, CLASS employed higher doses of celecoxib than usual, and finally rofecoxib has considerably higher COX 2 selectivity than celecoxib.¹

Two things need to happen now. Firstly, an "industry independent," individual patient data meta-analysis of all large scale, long term trials of selective COX 2 inhibitors must be performed to include both published and unpublished data. Secondly, the wide dissemination of the misleading results of the CLASS trial has to be counterbalanced by the equally wide dissemination of the findings of the reanalysis according to the original protocol. If this is not done, the pharmaceutical industry will feel no need to put the record straight in this or any future instances.

Peter Jüni *senior research fellow*

Departments of Rheumatology, and Social and Preventive Medicine, University of Berne, 3010 Berne, Switzerland (peter.juni@insel.ch)

Anne WS Rutjes *research fellow*

Department of Clinical Epidemiology and Biostatistics, Academic Medical Center, University of Amsterdam, PO Box 22700, 1100 DE Amsterdam, Netherlands

Paul A Dieppe *professor of health services research*

MRC Health Services Research Collaboration, Department of Social Medicine, University of Bristol, Bristol BSS 2PR

PJ is supported by the Swiss National Science Foundation, AR by the Netherlands Organisation for Scientific Research, and PD by the UK Medical Research Council.

We thank Barker Bausell, Jiri Chard, and Matthias Egger for helpful comments, and Wanda Bartolotta for providing data on the number of reprints made available by JAMA.

- Warner TD, Giuliano F, Vojnovic I, Bukasa A, Mitchell JA, Vane JR. Non-steroid drug selectivities for cyclo-oxygenase-1 rather than cyclo-oxygenase-2 are associated with human gastrointestinal toxicity: a full in vitro analysis. *Proc Natl Acad Sci USA* 1999;96:7563-8.
- Silverstein FE, Faich G, Goldstein JL, Simon LS, Pincus T, Whelton A, et al. Gastrointestinal toxicity with celecoxib vs nonsteroidal anti-inflammatory drugs for osteoarthritis and rheumatoid arthritis: the CLASS study: a randomized controlled trial. Celecoxib Long-term Arthritis Safety Study. *JAMA* 2000;284:1247-55.
- Okie S. Missing data on Celebrex. Full study altered picture of drug. *Washington Post* 2001;5 Aug:A11.
- Berg Hrachovec J, Mora M. Reporting of 6-month vs 12-month data in a clinical trial of celecoxib. *JAMA* 2001;286:2398.
- Wright JM, Perry TL, Bassett KL, Chambers KG. Reporting of 6-month vs 12-month data in a clinical trial of celecoxib. *JAMA* 2001;286:2398-9.
- US Food and Drug Administration. Transcript of the arthritis advisory committee. www.fda.gov/ohrms/dockets/ac/01/transcripts/36771.t.rtf [Accessed 10 December 2001].
- Lu HL. Statistical reviewer briefing document for the advisory committee. www.fda.gov/ohrms/dockets/ac/01/briefing/3677b1_04_stats.doc [Accessed 10 December 2001].
- Witter J. Medical officer review. www.fda.gov/ohrms/dockets/ac/01/briefing/3677b1_03_med.pdf. [Accessed 10 December 2001].
- Silverstein F, Simon L, Faich G. Reporting of 6-month vs 12-month data in a clinical trial of celecoxib. In reply. *JAMA* 2001;286:2399-400.
- Pharmacia earnings releases. Peapack, NJ, Pharmacia Corporation 2002. www.pharmacia.com/investor/earnings.asp. [Accessed 25 February 2002].
- Gottlieb S. Researchers deny any attempt to mislead the public over JAMA article on arthritis drug. *BMJ* 2001;323:301.
- Bombardier C, Laine L, Reicin A, Shapiro D, Burgos-Vargas R, Davis B et al. Comparison of upper gastrointestinal toxicity of rofecoxib and naproxen in patients with rheumatoid arthritis. VIGOR Study Group. *N Engl J Med* 2000;343:1520-8.

have only recently become routinely available in some countries, such as from the Public Health Laboratory Service for England and Wales. Improved surveillance will help evaluate the impact of interventions including the preschool booster implemented in the United Kingdom in November 2001.

Infants are at greatest risk of death or severe complications from pertussis.⁹ We rely on herd immunity to protect the youngest infants before they can be protected directly by vaccination. However, in contrast to diseases such as measles, pertussis vaccination may have an only limited impact on interrupting transmission. The interepidemic period has not increased markedly on implementation of vaccination programmes, so the vaccine may be more effective at preventing disease than infection. Furthermore, vaccine derived immunity wanes over five to 10 years so that pertussis occurs in older vaccinated individuals who may then infect infants. Consequently, unvaccinated infants remain at risk of pertussis despite good vaccination programmes.¹⁰ Uncertainty about the level of herd immunity generated by vaccination programmes limits modelling of the potential benefits of booster vaccination.¹¹ Policy makers need more information about the natural history of pertussis in adolescents and adults to determine the potential benefits from booster vaccination in these groups irrespective of any possible benefit to infants through reducing transmission. In view of the limits of surveillance, the answers to specific policy questions may require focused studies in representative populations of the incidence and source of infection in young infants, the incidence and severity of undiagnosed pertussis in adults, and the number of deaths from pertussis particularly in high mortality countries.^{2 11 12}

For most countries in the world, discussing the possible costs and benefits of adolescent and adult pertussis boosters and molecular diagnostic methods are not a priority. The global priorities remain enabling social, political, and economic stability that are prerequisites for health services capable of delivering high coverage and safe, timely vaccination for all children.² Pertussis vaccination has the potential to prevent an additional third of a million deaths globally every year. In 2000 the World Health Organization held its first meeting on surveillance of pertussis in 20 years.² The participants concluded that pertussis had been neglected as a disease, that research on deaths from pertussis should be carried out in high mortality countries, and that basic laboratory surveillance and control measures need strengthening globally.

N S Crowcroft *consultant epidemiologist*

Immunisation Division, Public Health Laboratory Service
Communicable Disease Surveillance Centre, London NW9 5EQ
(ncrowcro@phls.org.uk)

Joseph Britto *honorary senior lecturer in paediatric intensive care*

Department of Paediatrics, Imperial College School of Medicine at St Mary's Hospital, London W2 1NY

The authors acknowledge helpful comments from Mike Levin, Norman Fry, Tim Harrison, and Kwame McKenzie.

- 2 World Health Organization. Department of Vaccines and Biologicals. Pertussis surveillance. A global meeting. WHO/V&B/01.19. Geneva, 2001.
- 3 Skowronski DM, De Serres G, MacDonald D, Wu W, Shaw C, Macnabb J, et al. The changing age and seasonal profile of pertussis in Canada. *J Infect Dis* 2002;185:1448-53.
- 4 Mooi FR, Van Oirschot H, Heuvelman K, Van der Heide HCG, Gaastra W, Willems RJL. Polymorphism in the Bordetella pertussis virulence factors P69/pertactin and pertussis toxin in the Netherlands: Temporal trends and evidence for vaccine-driven evolution. *Infect Immunity* 1998;66:670-5.
- 5 Yih WK, Lett SM, des Vignes FN, Garrison KM, Sipe PL, Marchant CD. The increasing incidence of pertussis in Massachusetts adolescents and adults 1989-98. *J Infect Dis* 2000;182:1409-16.
- 6 Gzyl A, Augustynowicz E, van Loo I, Slusarczyk. Temporal nucleotide changes in pertactin and pertussis toxin genes in Bordetella pertussis strains isolated from clinical cases in Poland. *Vaccine* 2002;20:299-303.
- 7 Njamkepo E, Rimlinger F, Thiberge S, Guiso N. Thirty-five years' experience with the whole-cell pertussis vaccine in France: vaccine strains analysis and immunogenicity. *Vaccine* 2002;20:1290-4.
- 8 Fry NK, Neal S, Harrison TG, Miller E, Matthews R, George RC. Genotypic variation in the Bordetella pertussis virulence factors pertactin and pertussis toxin in historical and recent clinical isolates in the United Kingdom. *Infect Immun* 2001;69:5520-8.
- 9 Ranganathan S, Tasker R, Booy R, Habibi P, Nadel S, Britto J. Pertussis is increasing in unimmunized infants: is a change in policy needed? *Arch Dis Child* 1999;80:297-9.
- 10 Fine PE, Clarkson JA. Reflections on the efficacy of pertussis vaccines. *Rev Infect Dis* 1987;9:866-3.
- 11 Edmunds WJ, Brisson M, Melegaro A, Gay NJ. The potential cost-effectiveness of acellular pertussis booster vaccination in England and Wales. *Vaccine* 2002;20:1316-30.
- 12 Senzilet LD, Halperin SA, Spika JS, Alagaratnam M, Morris A, Smith B, et al. Pertussis is a frequent cause of prolonged cough illness in adults and adolescents. *Clin Infect Dis* 2001;32:1691-7.

We ask all editorial writers to sign a declaration of competing interests (bmj.com/guides/confli.shtml#aut). We print the interests only when there are some. When none are shown, the authors have ticked the "None declared" box.

Correction

Are selective COX 2 inhibitors superior to traditional non-steroidal anti-inflammatory drugs?

We regret that fig 2 in this editorial by Peter Jüni et al (1 June, pp 1287-8) had mislabelled axes. The vertical axis should have read "Cumulative percentage" and the horizontal axis should have had 0-12 months on it, as below.

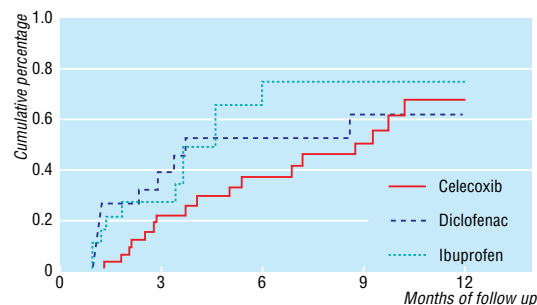


Fig 2 Kaplan-Meier estimates for ulcer complications according to traditional definition. Results are truncated after 12 months, no ulcer complications occurred after this period. Adapted from Lu 2001.⁷

What is a good doctor and how can we make one?

We want your views on this for a future theme issue of the *BMJ*.

Governmental and professional regulation now operates in most aspects of doctors' lives, yet doctors themselves have had little opportunity to air their views on what they think makes a good doctor or how good doctors should be made.

Contribute to this debate now by visiting our home page (bmj.com) or going direct to the debate at www.bmj.com/goooddoctor

All submissions will be published on the website and a selection of the best letters will be published in the theme issue that will be devoted to this topic in September 2002.

1 World Health Organization. *World Health Report 2001. Mental health: new understanding, new hope.* www.who.int/wbr/2001/main/en/pdf/annex2.en.pdf (accessed 7 Jun 2002).