



UvA-DARE (Digital Academic Repository)

Consecutive Pictet-Spengler Condensations toward Bioactive 8-Benzylprotoberberines: Highly Selective Total Syntheses of (+)-Javaberine A, (+)-Javaberine B, and (-)-Latifolian A

Kayhan, J.; Wanner, M.J.; Ingemann, S.; van Maarseveen, J.H.; Hiemstra, H.

DOI

[10.1002/ejoc.201600764](https://doi.org/10.1002/ejoc.201600764)

Publication date

2016

Document Version

Final published version

Published in

European Journal of Organic Chemistry

License

Article 25fa Dutch Copyright Act

[Link to publication](#)

Citation for published version (APA):

Kayhan, J., Wanner, M. J., Ingemann, S., van Maarseveen, J. H., & Hiemstra, H. (2016). Consecutive Pictet-Spengler Condensations toward Bioactive 8-Benzylprotoberberines: Highly Selective Total Syntheses of (+)-Javaberine A, (+)-Javaberine B, and (-)-Latifolian A. *European Journal of Organic Chemistry*, 2016(22), 3705-3708. <https://doi.org/10.1002/ejoc.201600764>

General rights

It is not permitted to download or to forward/distribute the text or part of it without the consent of the author(s) and/or copyright holder(s), other than for strictly personal, individual use, unless the work is under an open content license (like Creative Commons).

Disclaimer/Complaints regulations

If you believe that digital publication of certain material infringes any of your rights or (privacy) interests, please let the Library know, stating your reasons. In case of a legitimate complaint, the Library will make the material inaccessible and/or remove it from the website. Please Ask the Library: <https://uba.uva.nl/en/contact>, or a letter to: Library of the University of Amsterdam, Secretariat, Singel 425, 1012 WP Amsterdam, The Netherlands. You will be contacted as soon as possible.

UvA-DARE is a service provided by the Library of the University of Amsterdam (<https://dare.uva.nl>)

Asymmetric Synthesis

Consecutive Pictet–Spengler Condensations toward Bioactive 8-Benzylprotoberberines: Highly Selective Total Syntheses of (+)-Javaberine A, (+)-Javaberine B, and (–)-Latifolian A

Jenifer Kayhan,^[a] Martin J. Wanner,^[a] Steen Ingemann,^[a] Jan H. van Maarseveen,^[a] and Henk Hiemstra*^[a]

Abstract: Enantiopure 8-benzylprotoberberines were synthesized by two consecutive Pictet–Spengler (PS) condensations with protected 3,4-dihydroxyphenylacetaldehydes. The first PS to (+)-(*R*)-norprotosinomenine was optimized to 90 % *ee* with 5 mol-% of (*R*)-TRIP as chiral Brønsted acid (> 99 % *ee* after trituration). The second PS did not require any catalyst, and its regioselectivity was strongly dependent on the solvent: 99:1

para selectivity was obtained in trifluoroethanol leading to (+)-javaberine A; 81:19 *ortho* selectivity was reached in apolar aprotic solvents for the synthesis of (+)-javaberine B. Complete, natural diastereoselectivity was observed in the second PS. Through selective catechol oxidation the spirocyclic alkaloid (–)-latifolian A was prepared from protected (+)-javaberine A.

Introduction

The 1-benzyltetrahydroisoquinoline structure forms the basis for a large number of pharmaceuticals with a diverse mode of action.^[1] Biological activity was observed on dopamine-related CNS receptors, but also applications such as antitumor, antimicrobial, antifungal and anticholinesterase agents were reported.^[2] Tetrahydroprotoberberines (THPBs) contain an additional methylene group to form a dibenzoquinolizidine ring system (Figure 1). An extensive range of biological activities was reported for these alkaloids. To mention a few examples, C-8-unsubstituted (–)-(*S*)-stepholidine (**1**) displays an interesting profile on the dopamine D1 and D2 receptors and has potential antipsychotic and antinociceptive activity.^[3] Isocorypalmine (**2**) was developed as anticocaine therapeutic.^[4] THPBs containing a substituent at the 8-position are less abundant in nature but were also reported to display interesting biological activity.^[5] The regioisomers (+)-javaberine A (**3**) and B (**4**) contain a third catechol-type aromatic ring and show a strong inhibitory effect on the lipopolysaccharide-induced tumor necrosis factor.^[6] The spiroalkaloid (–)-latifolian A (**5**, from *Gnetum latifolium*) has an additional carbon–nitrogen bond, making the nitrogen atom quaternary. This alkaloid was reported to inhibit JNK3 kinase, which plays a role during neuronal apoptosis.^[7] Latifolian A (from *Gnetum montanum*) was reported to show antibacterial activity against methicillin-resistant *Staphylococcus aureus*.^[8] In view of their interesting structures and highly relevant biological activity we have developed and report here efficient and

scalable total syntheses of the natural enantiomers of javaberine A and B and the related latifolian A, based on our enantioselective chiral Brønsted acid catalyzed Pictet–Spengler methodology.^[9]

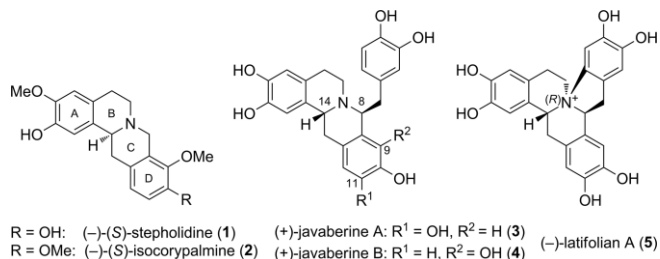


Figure 1. Structures of tetrahydroprotoberberine (THPB) alkaloids.

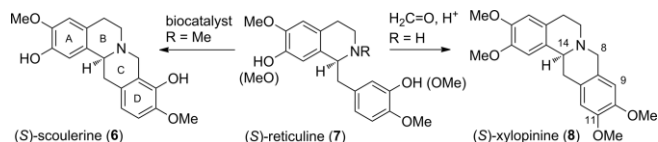
Stereoselective syntheses of tetrahydroprotoberberine alkaloids by C-ring construction require asymmetric 1-benzyltetrahydroisoquinolines as starting materials. Several synthetic methods are known for the enantioselective preparation of 1-benzyltetrahydroisoquinolines.^[10] Most frequently Bischler–Napieralsky methodology is used, including asymmetric imine hydrogenation.^[3,10,11] Biocatalytic production of 1-benzyltetrahydroisoquinolines with high enantiomeric purity is becoming increasingly important, and recently several efficient examples of use of the Pictet–Spenglerase norcoclaurine synthase (NCS) were reported.^[12–14]

The formation of the C-ring of 8-unsubstituted THPBs, e.g. xylopinine (**8**, Scheme 1), is readily performed with formaldehyde and acid at elevated temperatures leading to *para* substitution towards the oxygen substituent at C-11 in the D-ring. However, in many natural, bioactive THPBs, such as stepholidine (**1**), isocorypalmine (**2**), javaberine B (**4**), and scoulerine (**6**), an oxygen substituent is present at the C-9 *ortho* position in the

[a] Van't Hoff Institute for Molecular Sciences, University of Amsterdam, Science Park 904, 1098 XH Amsterdam, The Netherlands
E-mail: h.hiemstra@uva.nl
<http://hims.uva.nl/soc>

Supporting information for this article is available on the WWW under <http://dx.doi.org/10.1002/ejoc.201600764>.

D-ring. Because electrophilic-type cyclizations in general give preference for alkylation at the *para* position of the oxygen atom, these alkaloids are not readily available.



Scheme 1. Regioselectivity in the tetrahydroprotoberberine C-ring construction.

Along biosynthetic pathways, the berberine bridge enzyme (BBE)^[15,16] oxidizes the *N*-methyl group in e.g. (*S*)-reticuline [(*S*)-**7**, R = Me] to the iminium ion, which cyclizes at the *ortho* position of the D-ring to form **6**. This process was efficiently applied by Kroutil and co-workers for asymmetric THPB synthesis (Scheme 1).^[10,17]

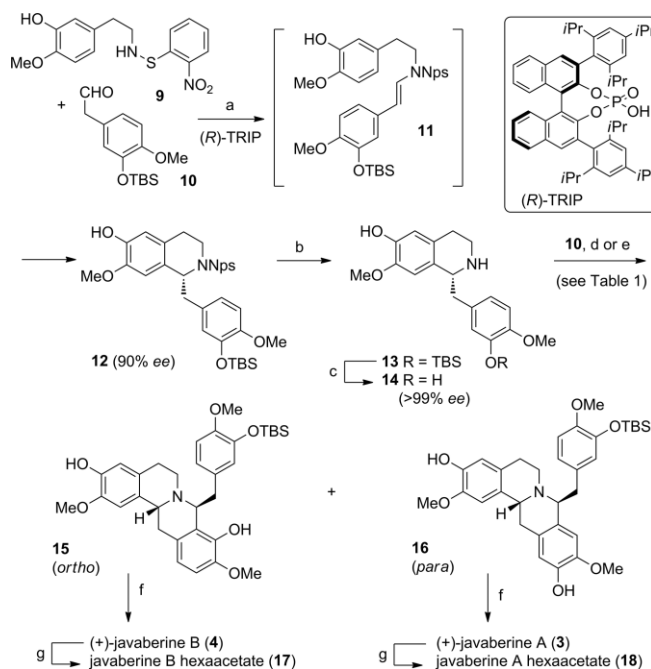
Synthesis of THPBs with a substituent at the 8-position as in the javaberines (**3** and **4**, Figure 1) introduces diastereoselectivity as an additional complication, and only a few, nonselective examples are mentioned in the literature.^[14,17e] Recently, the synthesis of racemic javaberine A was described, using a Bischler–Napieralski C-ring closing approach followed by reduction, providing mainly the undesired C-8 epimer.^[6b]

The absolute configuration is an important issue/aspect in the synthesis of these alkaloids. In many biotransformations (*S*)-1-benzyltetrahydroisoquinolines and consequently (*S*)-tetrahydroprotoberberines are formed.^[18,19] Enzymes that produce or accept the isoquinoline (*R*) enantiomer are not readily available. Chiral Brønsted acid catalyzed Pictet–Spengler reactions are not limited to one enantiomer, and in particular, in the tetrahydro- β -carboline synthesis from indoles, enantioselectivity is well established.^[9c,9d,20] In our previous work on the enantioselective synthesis of tetrahydroisoquinolines (THIQs), we have shown that a sulfur substituent on the nitrogen atom (*ortho*-nitrophenylsulfenyl, Nps) as in **9** (Scheme 2) efficiently produces THIQs such as (*R*)-reticuline [(*R*)-**7**] with good *ee*, using (*R*)-TRIP as the catalyst.^[9a,9b] The more complex 8-benzyl-substituted alkaloids javaberine A (**3**) and javaberine B (**4**)^[6] require enantiocontrol in the first Pictet–Spengler reaction and *ortho/para* regiocontrol and diastereoselectivity in the second Pictet–Spengler step. The unique spiro structure of latifolian A (**5**) seems only one synthetic step away from javaberine A.^[7,8]

Results and Discussion

We started our synthetic approach with the Pictet–Spengler condensation of **9** with protected dopal (dihydroxyphenylacetaldehyde, **10**)^[9a] as is shown in Scheme 2. A screening to improve the reaction conditions and catalyst loading gave the unexpected observation that lowering of the amount of (*R*)-TRIP from 10 mol-% to 5 mol-% gave a (slight) increase of the *ee* to a reproducible 90 %. A possible explanation could be the quick formation of enamine **11** with concomitant release of water. Water coordinates to the TRIP/iminium ion pair and has a negative influence on the enantioselectivity.^[9] Lower catalyst loading slows down the reaction and allows water to bind to the

drying agent sodium sulfate before the enantioselective cyclization takes place. Further lowering of the catalyst loading to 3 mol-% did not change the *ee*, but the reaction did not reach completion after 3 d at room temperature. The role of (*S*)-BINOL as a cocatalyst remains unclear, but is substantial.^[9a,9b] After selective removal of the Nps group from **12**, enantiopure (*R*)-**13** was isolated in good yield as a highly insoluble compound by simple trituration. Removal of the TBS group from **13** readily occurred with ammonium fluoride in methanol to yield (+)-(*R*)-norprotosinomenine (**14**), the precursor for the second Pictet–Spengler condensation. The free phenolic OH group in **14** was essential for a smooth cyclization and made heating and strong acids unnecessary. As the aldehyde TBS-protected dopal **10** was again chosen for its low polarity and relative stability compared to dopal itself. From initial screening experiments it became clear that the regioselectivity of this reaction was greatly determined by the solvent. Catalysts such as (*R*)- or (*S*)-TRIP and thio-urea catalysts slowed down the reaction and gave incomplete reactions with a slight *para* preference. Table 1 shows the influence of several solvents on the *ortho/para* regioselectivity of the Pictet–Spengler condensation between **10** and **14**. The increasing H-bond donating character of the solvent matched with the amount of *para*-substituted product **16**, ending with hexafluoro-2-propanol and trifluoroethanol as equally effective (water was not tested for solubility reasons). Addition of acetic acid to DCM as solvent had little effect on the product distribution (ca. 1:1) and also decreased the reaction rate (Entries 1 and



Scheme 2. Reaction conditions: (a) (*R*)-TRIP (5 mol-%), (*S*)-BINOL (20 mol-%), Na₂SO₄, toluene, room temp., 3 d, 85 %, 90 % *ee*; (b) concd. aq. HCl, PhSH, DCM/EtOH, –15 °C, 68 %, > 99 % *ee*; (c) NH₄F, MeOH, 40 °C, 1 h, 99 %; (d) toluene/DCM (9:1), 0.02 M, room temp., 3 d, 88 %, 71 % **15**; (e) TFE, 0 °C, 3 h, 85 % **16**; (f) (1) BBr₃, DCM, 0 °C, 3 h, (2) neutralization with Et₃N/MeOH, 99 % **3** from **16**, 87 % **4** from **15**; (g) Ac₂O, pyridine, room temp., 3 h, 68 % **17**, 46 % **18**. (*R*)-TRIP = (*R*)-3,3'-bis(2,4,6-triisopropylphenyl)-BINOL-phosphoric acid, (*S*)-BINOL = (*S*)-1,1'-bi(2-naphthol), TFE = 2,2,2-trifluoroethanol.

2).^[21] On a preparative scale the *para* selectivity was improved to 99:1 and the yield to 85 % (Table 1).

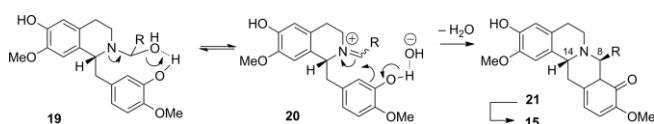
Table 1. *ortho/para* selectivity in the cyclization of **14** (see Scheme 2).

Entry	Solvent	T	t	<i>ortho/para</i> ^[a] (15 / 16)
1	TFE	0 °C	3 h	> 5:95 (1:99) ^[b]
2	HFIP ^[c]	0 °C	3 h	> 5:95
3	methanol	0 °C	3 h	11:89
4	ethanol	0 °C	3 h	16:84
5	DCM (10 equiv. HOAc)	r.t.	18 h	45:55
6	DCM (2 equiv. HOAc)	r.t.	18 h	50:50
7	DCM	r.t.	18 h	55:45
8	MeCN	r.t.	18 h	65:35
9	DCE ^[c]	r.t.	18 h	70:30
10	toluene ^[d]	r.t.	3 d	80:20 (81:19) ^[b]

[a] At > 80 % conversion, determined by ¹H NMR spectroscopy. [b] Preparative scale. [c] HFIP = 1,1,1,3,3,3-hexafluoro-2-propanol, DCE = 1,2-dichloroethane. [d] 0.02 M, prepared by diluting a 0.5 M solution of **14** in DCM with toluene before adding aldehyde **10**.

To optimize the formation of *ortho* product **15** aprotic, apolar solvents were required (Entries 9 and 11), and the solubility of the substrates was the only limitation here for further improvement. Finally an *ortho/para* ratio of 81:19 with 88 % total yield was achieved using toluene and a 0.02 M substrate concentration.

To explain these strong solvent effects, we suggest that protic solvents coordinate to the hydroxy and alkoxy substituents of the substrates to turn these away from the reaction center, which allows the solvent to catalyze iminium ion formation. In apolar, aprotic solvents a transition state is suggested in which the phenolic OH group protonates the initially formed aminal **19** in an intramolecular fashion to generate the iminium salt **20**. In non-coordinating solvents this ion pair directs the cyclization to the *ortho* position (Scheme 3). Lowering of the concentration of the substrates decreases the chance of interference of intermolecular hydrogen bonding in the iminium salt formation.



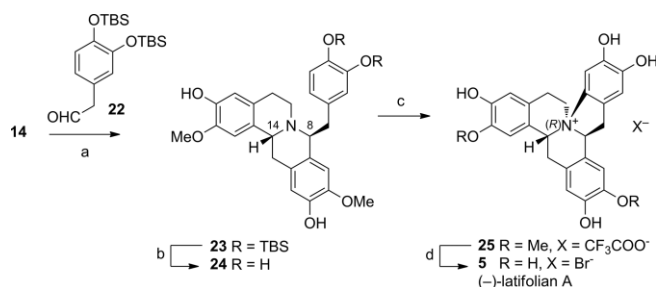
Scheme 3. *ortho*-Selective Pictet-Spengler condensation.

Interestingly, the regioisomers obtained always had a *trans* relationship between H-8 and H-14, as it is in all three natural product targets. Even trace amounts (< 1 %) of the undesired *cis* isomers were not observed.

In the final steps the OMe and OTBS groups were cleaved with boron tribromide, leading to the HBr salts of javaberine A (**3**) in 48 % overall yield from **9** and of javaberine B (**4**) in 35 % overall yield from **9** (Scheme 2). Complete NMR analysis was performed on these HBr salts, on the corresponding free bases and on the hexaacetates **17** and **18**. The ¹H and ¹³C NMR spectra of **3**, **17**, and **18** are identical to those in the literature.^[6,22,23] Comparison of the sign of the optical rotations confirmed the absolute configurations of the natural products as (8*R*,14*S*). The literature [α]_D values, however, were much lower: +112.5 (*c* = 0.40, CHCl₃) for synthetic vs. +5.0 (*c* = 0.9, CHCl₃) for natural

javaberine A hexaacetate **18** and +28.0 (*c* = 0.68, CHCl₃) for synthetic vs. +8.0 (*c* = 0.8, CHCl₃) for natural javaberine B hexaacetate **17**.^[6a] The reasons for the remarkable differences in the magnitudes of the rotation values are unclear.

The synthesis of latifolian A (**5**) also started from (*R*)-norprotoposinemonine (**14**) but required a change of protecting groups in the dihydroxyphenylacetaldehyde Pictet-Spengler partner. Double-TBS-protected dopal **22** will give a free catechol functionality after desilylation, while the other two catechol groups remain protected as mono-methyl ethers. TFE as a regioselective Pictet-Spengler solvent again afforded almost exclusively *para*-substituted phenol **23** in high yield. Desilylation to **23** and oxidation with PIFA^[24] gave the spirocyclic quaternary ammonium salt **25** as its bis-methyl ether, which was deprotected with HBr in acetic acid to enantiopure latifolian A (**5**, Scheme 4).



Scheme 4. Synthesis of latifolian A (**5**). Reaction conditions: (a) TFE, 0 °C, 3 h, 92 %; (b) NH₄F, MeOH, 35 °C, 1 h, 99 %; (c) PIFA, DCM/TFE (1:1), 0 °C, 87 %; (d) 48 % aq. HBr, reflux, 3 h, 91 %. TFE = 2,2,2-trifluoroethanol, PIFA = bis[(trifluoroacetoxy)iodo]benzene.

The ¹H and ¹³C NMR spectra fully confirmed the structure of **5**. The sign of the rotation of our synthetic material { [α]_D²⁰ = -60 (*c* = 0.58, MeOH)} established the configuration of natural (-)-latifolian A as (7*R*,8*R*,14*S*) {reported value: [α]_D²⁶ = -33 (*c* = 0.21, MeOH)}.^[7] When a solution of javaberine A (**3**) in CD₃OD was oxidized with PIFA in an NMR tube, the characteristic signals for H-8 and H-14 of latifolian A (**5**) appeared. This is not suitable as synthetic method, however, because non-selective catechol oxidation could not be prevented.

Conclusions

Short and highly selective syntheses of the enantiopure title compounds were accomplished. Starting from Nps-protected amine **9** overall yields of 48 % for (+)-javaberine A, 35 % for (+)-javaberine B and 41 % for (-)-latifolian A were accomplished; *para* selectivity in the second Pictet-Spengler cyclization was improved to almost 100:0 in protic solvents, but, more importantly, the *ortho* selectivity was directed to 80:20 by apolar solvents, which opens a route to many bioactive 9-alkoxytetrahydroprotoberberines.

Keywords: Enantioselectivity · Chiral Brønsted acid catalysis · Pictet-Spengler reaction · Alkaloids · Regioselectivity

[1] a) J. M. Hagel, P. J. Facchini, *Plant Cell Physiol.* **2013**, *54*, 647–672; b) A. W. Beaudoin, P. J. Facchini, *Planta* **2014**, *240*, 19–32; c) J. Stöckigt, A. P.

- Antonchick, F. Wu, H. Waldmann, *Angew. Chem. Int. Ed.* **2011**, *50*, 8538; *Angew. Chem.* **2011**, *123*, 8692–8564.
- [2] S. Andujar, E. Angelina, D. Cortes, R. D. Enriz, A. Galán, M. D. Ivorra, L. Moreno, J. Párraga, N. Cabedo, L. Piqueras, M. J. Sanz, *Eur. J. Med. Chem.* **2013**, *68*, 150–166.
- [3] H. Sun, L. Zhu, H. Yang, W. Qian, L. Guo, S. Zhou, B. Gao, Z. Li, Y. Zhou, H. Jiang, K. Chen, X. Zhen, H. Liu, *Bioorg. Med. Chem.* **2013**, *21*, 856–868 and references cited therein.
- [4] a) S. Gadhiya, P. Shashikanth, W. W. Harding, *Tetrahedron* **2015**, *71*, 1277–1231; b) W. Xu, Y. Wang, Z. Ma, Y.-T. Chiu, P. Huang, K. Rasakham, E. Unterwald, D. Y. W. Lee, L.-Y. Liu-Chen, *Drug Alcohol Depend.* **2013**, *133*, 693–703.
- [5] a) Cancer cell growth inhibition was claimed for a number of structurally diverse synthetic 8-alkyl- and 8-benzyl-substituted THBPs: C. W. Grote, *PCT Int. Appl.* 2015051106, 09 Apr **2015**; b) L. M. X. Lopes, *Phytochemistry* **1992**, *31*, 4005–4009; c) Q. Xu, M. Lin, *J. Nat. Prod.* **1999**, *62*, 1025–1027; d) L. M. X. Lopez, E. Humpfer, *Phytochemistry* **1997**, *45*, 431–435; e) J. Kobayashi, K. Konda, H. Shigemori, M. Ishibashi, T. Sasaki, Y. Mikami, *J. Org. Chem.* **1992**, *57*, 6680–6682; f) L. Rasterli, A. Capasso, L. Pizsa, N. De Tommasi, *J. Nat. Prod.* **1997**, *60*, 1065–1069.
- [6] a) H. Matsuda, K. Ninomiya, H. Shimoda, N. Nishida, M. Yoshikawa, *Heterocycles* **2001**, *55*, 2043–2050; b) for a racemic synthesis of javaberine A, see: Y. Yamamoto, Y. Tabuchi, A. Baba, K. Hideshima, M. Nakano, A. Miyawaki, K. Tomioka, *Heterocycles* **2014**, *88*, 1311–1321.
- [7] S. J. Rochfort, L. Towerzey, A. Carroll, G. King, A. Michael, G. Pierens, T. Rali, J. Redburn, J. Whitmore, R. J. Quinn, *J. Nat. Prod.* **2005**, *68*, 1080–1082.
- [8] F. Martin, T. Grkovic, M. L. Sykes, T. Shelper, V. M. Avery, D. Camp, R. J. Quinn, R. A. Davis, *J. Nat. Prod.* **2011**, *74*, 2425–2430.
- [9] a) A. Ruiz-Olalla, M. A. Würdemann, M. J. Wanner, S. Ingemann, J. H. van Maarseveen, H. Hiemstra, *J. Org. Chem.* **2015**, *80*, 5125–5132; b) E. Mons, M. J. Wanner, S. Ingemann, J. H. van Maarseveen, H. Hiemstra, *J. Org. Chem.* **2014**, *79*, 7380–7390; c) M. J. Wanner, R. N. S van der Haas, K. R. de Cuba, J. H. van Maarseveen, H. Hiemstra, *Angew. Chem. Int. Ed.* **2007**, *46*, 7485; *Angew. Chem.* **2007**, *119*, 7629–7487; d) N. Sewgobind, M. J. Wanner, S. Ingemann, R. de Gelder, J. H. van Maarseveen, H. Hiemstra, *J. Org. Chem.* **2008**, *73*, 6405–6408.
- [10] a) E. Manoni, A. Gualandi, L. Mengozzi, M. Bandini, P. G. Cozzi, *RSC Adv.* **2015**, *5*, 10546–10550; b) L. Mengozzi, A. Gualandi, P. G. Cozzi, *Chem. Sci.* **2014**, *5*, 3915–3921; c) see references in: J. H. Schrittwieser, V. Resch, S. Wallner, W.-D. Lienhart, J. H. Sattler, J. Resch, P. Macheroux, W. Kroutil, *J. Org. Chem.* **2011**, *76*, 6703–6714; d) for a recent review, see: A. Gualandi, L. Mengozzi, E. Manoni, P. G. Cozzi, *Catal. Lett.* **2015**, *145*, 398–419.
- [11] a) N. Uematsu, A. Fujii, S. Hashiguchi, T. Ikariya, R. Noyori, *J. Am. Chem. Soc.* **1996**, *118*, 4916–4917; b) H. Zhai, J. Miller, G. Sammis, *Bioorg. Med. Chem. Lett.* **2012**, *22*, 1557–1559; c) J.-H. Xie, P.-C. Yan, Q. Q. Zhang, K.-X. Yuan, Q.-L. Zhou, *ACS Catal.* **2012**, *2*, 561–564; d) N. Blank, T. Opatz, *J. Org. Chem.* **2011**, *76*, 9777–9784; e) H.-P. Wu, T.-N. Lu, N.-Y. Hsu, C.-C. Chang, *Eur. J. Org. Chem.* **2013**, 2898–2905; f) for a recent review, see: M. Heravi, N. Nazari, *Curr. Org. Chem.* **2015**, *19*, 2358–2408.
- [12] a) L. Y. P. Luk, S. Bunn, D. K. Liscombe, P. J. Facchini, M. E. Tanner, *Biochemistry* **2007**, *46*, 10153–10161; b) B. R. Lichman, R. C. Gershater, E. D. Lamming, T. Pesnot, A. Sula, N. H. Keep, H. C. Hailes, J. M. Ward, *FEBS J.* **2015**, *282*, 1137–1151.
- [13] For applications of NCS in synthesis, see: a) A. Bonamore, I. Rovardi, F. Gasparrini, P. Baiocco, M. Barba, C. Molinaro, B. Botta, A. Boffi, A. Macone, *Green Chem.* **2010**, *12*, 1623–1627; b) T. Pesnot, M. C. Gershater, J. M. Ward, H. C. Hailes, *Adv. Synth. Catal.* **2012**, *354*, 2997–3008; c) B. M. Ruff, S. Bräse, S. E. O'Connor, *Tetrahedron Lett.* **2012**, *53*, 1071–1074; d) M. Nishihachigo, Y. Hirai, S. Kawano, A. Nishiyama, H. Minami, T. Katayama, Y. Yasohara, F. Sato, H. Kumagai, *Biosci. Biotechnol. Biochem.* **2014**, *78*, 701–707; e) J. J. Maresh, S. O. Crowe, A. A. Ralko, M. D. Aparece, C. M. Murphy, M. Krzeszowiec, M. W. MULLowney, *Tetrahedron Lett.* **2014**, *55*, 5047–5051.
- [14] B. R. Lichman, E. D. Lamming, T. Pesnot, J. M. Smith, H. C. Hailes, J. M. Ward, *Green Chem.* **2015**, *17*, 852–855.
- [15] a) A. Winkler, F. Hartner, T. M. Kutchan, A. Glieder, P. Macheroux, *J. Biol. Chem.* **2006**, *281*, 21276–21285; b) A. Winkler, K. Motz, S. Riedl, M. Puhl, P. Macheroux, K. Gruber, *J. Biol. Chem.* **2009**, *284*, 19993–20001.
- [16] For biotransformation of *N*-benzyl-THIQs into tetrahydroprotoberberines, see: W. Cui, K. Iwasa, M. Sugiura, A. Takeuchi, C. Tode, Y. Nishiyama, M. Moriyasu, H. Tokuda, K. Takeda, *J. Nat. Prod.* **2007**, *70*, 1771–1778.
- [17] a) J. H. Schrittwieser, V. Resch, J. H. Sattler, W. D. Lienhart, K. Durchschein, A. Winkler, K. Gruber, P. Macheroux, W. Kroutil, *Angew. Chem. Int. Ed.* **2011**, *50*, 1068–1071; *Angew. Chem.* **2011**, *123*, 1100–1103; b) V. Resch, J. H. Schrittwieser, S. Wallner, P. Macheroux, W. Kroutil, *Adv. Synth. Catal.* **2011**, *353*, 2377–2383; c) J. H. Schrittwieser, V. Resch, S. Wallner, W.-D. Lienhart, J. H. Sattler, J. Resch, P. Macheroux, W. Kroutil, *J. Org. Chem.* **2011**, *76*, 6703–6714; d) J. H. Schrittwieser, B. Groenendaal, V. Resch, D. Ghislieri, S. Wallner, E. M. Fischereder, E. Fuchs, B. Grischek, J. H. Sattler, P. Macheroux, N. J. Turner, W. Kroutil, *Angew. Chem. Int. Ed.* **2014**, *53*, 3731–3734; *Angew. Chem.* **2014**, *126*, 3805–3809; e) S. Gandomkar, E. M. Fischereder, J. H. Schrittwieser, S. Wallner, Z. Habibi, P. Macheroux, W. Kroutil, *Angew. Chem. Int. Ed.* **2015**, *54*, 15051; *Angew. Chem.* **2015**, *127*, 15265–15054.
- [18] F. Ghirga, D. Quaglio, P. Ghirga, S. Berardozi, G. Zappia, B. Botta, M. Mori, I. D'Acquarica, *Chirality* **2016**, *28*, 169–180.
- [19] For recently described oxidoreductase fusion proteins for (*S*)- to (*R*)-reticuline conversion, see: a) T. Winzer, M. Kern, A. J. King, T. R. Lardon, R. Teodor, S. Donniger, Y. Li, A. A. Dowle, J. Cartwright, R. Bates, D. Ashford, J. Thomas, C. Walker, T. A. Bowser, I. A. Graham, *Science* **2015**, *349*, 309–312; b) S. C. Farrow, J. M. Hagel, G. A. W. Beaudoin, D. C. Burns, P. J. Facchini, *Nat. Chem. Biol.* **2015**, *11*, 728–732; c) S. Galanie, K. Thodey, I. J. Trenchard, M. Filsinger Interrante, C. D. Smolke, *Science* **2015**, *349*, 1095–1100.
- [20] For a recent example, including a complete literature overview, see: N. Mittal, D. X. Sun, D. Seidel, *Org. Lett.* **2014**, *16*, 1012–1015.
- [21] For *ortho/para* selectivity in Pictet-Spengler reactions, see: a) J. L. Cashaw, V. E. Davis, K. D. McMurtrey, L. R. Meyerson, *J. Org. Chem.* **1984**, *49*, 947–948; b) C. Schöpf, *Angew. Chem.* **1937**, *50*, 797–805; c) K. Bagheri, H. A. Bates, P. M. Vertino, *J. Org. Chem.* **1986**, *51*, 3061–3063; d) H. A. Bates, *J. Org. Chem.* **1983**, *48*, 1932–1934; e) for the solvent effect of fluorinated alcohols, see: A. Berkessel, J. A. Adrio, D. Hüttenhein, J. M. Neudörfel, *J. Am. Chem. Soc.* **2006**, *128*, 8421–8426.
- [22] After neutralization to the free base, chemical shift deviations were observed when comparing synthetic to natural javaberine A. By adding TEA portionwise to a solution of the HBr salt in CD₃OD in an NMR tube, this discrepancy was solved: both compounds described in literature were measured as partial salts, possibly TFA salts from HPLC separations. It should be noted that the free bases have a strong tendency to darken when exposed to air and/or light, comparable to dopamine. Complete or partial salt formation protects these polyphenols (see the Supporting Information).
- [23] Javaberine B (**3**) was not isolated in pure form from the plant extract, but was obtained as its hexaacete **17**.^[6a]
- [24] DDQ oxidation is also suitable, but removal of the side product DDQ-H₂ was problematic.

Received: June 22, 2016

Published Online: July 19, 2016