

UvA-DARE (Digital Academic Repository)

Total synthesis of aquatolide

Saya, J.M.; Vos, K.; Klein Nijenhuis, R.A.; van Maarseveen, J.H.; Ingemann, S.; Hiemstra, H.

DOI

[10.1021/acs.orglett.5b01888](https://doi.org/10.1021/acs.orglett.5b01888)

Publication date

2015

Document Version

Final published version

Published in

Organic Letters

License

Article 25fa Dutch Copyright Act (<https://www.openaccess.nl/en/in-the-netherlands/you-share-we-take-care>)

[Link to publication](#)

Citation for published version (APA):

Saya, J. M., Vos, K., Klein Nijenhuis, R. A., van Maarseveen, J. H., Ingemann, S., & Hiemstra, H. (2015). Total synthesis of aquatolide. *Organic Letters*, 17(15), 3892-3894. <https://doi.org/10.1021/acs.orglett.5b01888>

General rights

It is not permitted to download or to forward/distribute the text or part of it without the consent of the author(s) and/or copyright holder(s), other than for strictly personal, individual use, unless the work is under an open content license (like Creative Commons).

Disclaimer/Complaints regulations

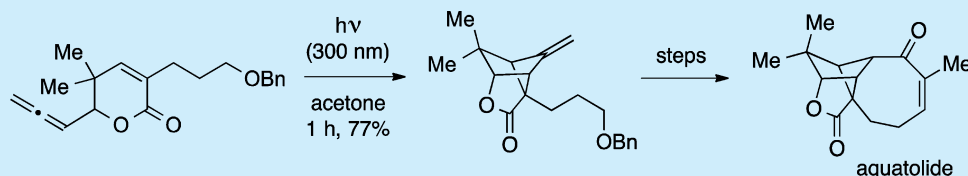
If you believe that digital publication of certain material infringes any of your rights or (privacy) interests, please let the Library know, stating your reasons. In case of a legitimate complaint, the Library will make the material inaccessible and/or remove it from the website. Please Ask the Library: <https://uba.uva.nl/en/contact>, or a letter to: Library of the University of Amsterdam, Secretariat, Singel 425, 1012 WP Amsterdam, The Netherlands. You will be contacted as soon as possible.

Total Synthesis of Aquatolide

Jordy M. Saya, Klaas Vos, Roel A. Kleinnijhuis, Jan H. van Maarseveen, Steen Ingemann, and Henk Hiemstra*

Van't Hoff Institute for Molecular Sciences, University of Amsterdam, Science Park 904, 1098 XH Amsterdam, The Netherlands

S Supporting Information



ABSTRACT: A total synthesis of the sesquiterpene lactone aquatolide has been accomplished. The central step is an intramolecular [2 + 2]-photocycloaddition of an allene onto an α,β -unsaturated δ -lactone. Other key steps are an intramolecular Horner–Wadsworth–Emmons reaction to close the lactone and an intramolecular Mukaiyama-type aldol reaction to cyclize the eight-membered ring. Racemic aquatolide has been resolved using preparative HPLC.

Aquatolide is a natural product isolated from *Asteriscus aquaticus*, a plant of the Compositae family with yellow flowers that is native to the Mediterranean countries. San Feliciano et al. published its isolation and structure determination as **1** on the basis of spectroscopy in 1989 (see Figure 1).¹ This sesquiterpene lactone featured a very rare

The real structure of aquatolide (**2**) caught our attention because we recently developed a synthesis of bicyclic lactones of type **5** through irradiation of allenic butenolides of type **4** (Scheme 1).⁶ This latter research is related to our work on a

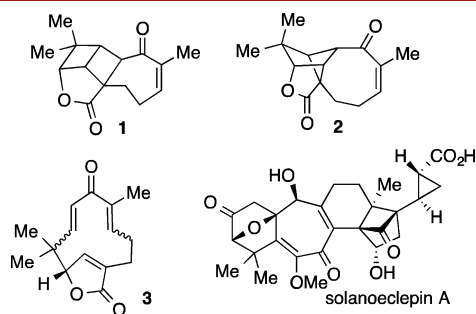
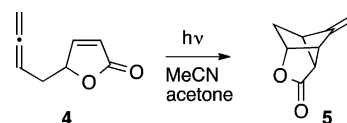


Figure 1. Structures of reported natural products **1**–**3** from *Asteriscus aquaticus*, and solanoeclepin A.

ladderane substructure. Recently, Tantillo and co-workers reinvestigated the compound because of serious doubts about structure **1** on the basis of quantum-chemical NMR calculations.² After reisolation of the natural product and an X-ray crystallographic study, the structure was revised to **2**, an isomer of **1**.²

There is an interesting relationship between structures **1** and **2** as they are in principle the straight and crossed [2 + 2]-photocycloaddition products from the asteriscunolides (**3**), of which all four geometric isomers also occur in the same plant.³ These interesting butenolides bridged with a large ring have been found to have anticancer activity⁴ and have been prepared by total synthesis.⁵ However, it appeared from a recent study that irradiation of asteriscunolide D with 254 nm UV light only gave its geometric isomers, but did not lead to aquatolide.^{5c}

Scheme 1. Synthetic Approach to the Aquatolide Core



synthetic approach toward the potato cyst hatching agent solanoeclepin A (Figure 1),⁷ which also contains the rare bicyclo[2.1.1]hexane skeleton as present in **2**.

We were curious whether this methodology could provide a useful synthetic route to **2** using **6** as a crucial intermediate (Scheme 2). In principle, tricyclic lactone **6** can be accessed through a photochemical [2 + 2]-cycloaddition from two different allenic lactones, namely butenolide **7** and pentenolide **8**. In this paper, we present a total synthesis of aquatolide **2**, which proceeds via pentenolide **8**.

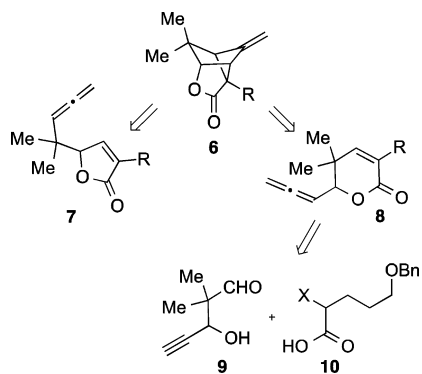
Our first synthetic target was thus pentenolide **8** in which the R group should allow facile closure of the eight-membered ring in the final stages of the total synthesis. The allene was expected to be readily accessible from the alkyne through a Crabbé reaction. Therefore, for the construction of **8** the aldol product **9** and some derivative of acid **10** were deemed suitable starting materials.

The synthesis started with the crossed-aldol reaction between propynal and isobutyraldehyde (see Scheme 3). After much experimentation, it appeared that the conditions developed by Oshima⁸ gave the best results. A mixture of KOtBu and

Received: July 1, 2015

Published: July 17, 2015

Scheme 2. Retrosynthetic Modes of the Aquatolide Core

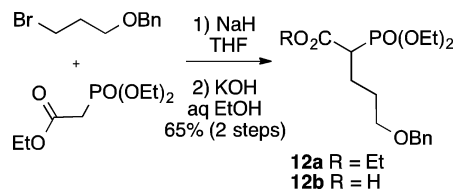


Ti(OiPr)₄ effected the desired aldol coupling, but the product aldehyde isolated after acidic workup appeared rather unstable. It was therefore immediately converted, by using trimethyl orthoformate and catalytic *p*-TsOH, into its methyl acetal **11**, which was stable enough for chromatographic purification.⁹

Alcohol **11** was then esterified with acid **10** (X = H),¹⁰ but all attempts to cyclize the resulting ester under basic conditions failed. We then decided to examine a Horner–Wadsworth–Emmons-type cyclization to arrive at the pentenolide **8**. Thus, alcohol **11** was esterified with the phosphonate containing acid **12b**, which was readily synthesized as shown in Scheme 4. The resulting ester **13** was then subjected to excess sodium hydride under dilute conditions which caused the desired cyclization to pentenolide **14** in satisfactory yield. Finally, the acetylene was readily converted into the allene **15** using the Crabbé homologation.¹¹ This product showed characteristic double bond protons in the ¹H NMR spectrum at 6.29 ppm (ring C4 proton), at 5.22 ppm for the internal allene proton, and at 4.83–4.96 ppm for the two terminal allene protons. In the IR spectrum the allene appeared at 1958 cm⁻¹ and the unsaturated lactone carbonyl at 1719 cm⁻¹.

With the substrate **15** in hand, the key photochemical [2 + 2]-cycloaddition was investigated. Irradiation of **15** in a degassed mixture of acetonitrile/acetone 9:1 with 300 nm light led to full conversion into a new product within 3 h (see Scheme 5). In neat acetone, the reaction was complete in 1 h, and a pure product was obtained in 77% yield after chromatographic purification. The lactone carbonyl now resonated at 1771 cm⁻¹, indicative of a saturated γ -lactone.¹² The two remaining double-bond protons now appeared in the NMR spectrum as singlets at 4.71 and 4.70 ppm. These spectral data were sufficient evidence that the photochemical reaction provided the desired product **16**.

Scheme 4. Synthesis of the Phosphonate

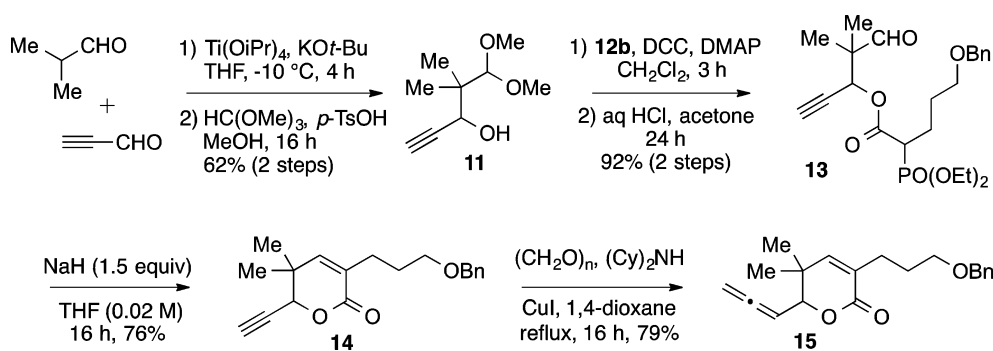


To construct the requisite eight-membered ring, alkene **16** was first subjected to hydroboration. This addition reaction proved to be very slow, indicating considerable steric hindrance. It appeared that 6 equiv of the BH₃·THF complex was required to obtain a reasonable yield (36%) of a pure product after oxidation of the borane adduct. Much to our satisfaction, NOE measurements proved the desired relative configuration of **17**, as strong NOE effects were observed between one of the methyl groups at 1.21 ppm and the newly introduced proton in the hydroboration at 2.49 ppm (the other methyl group at 1.05 ppm did not show this NOE effect). One reason for the disappointing yield of **17** was probably competitive reduction of the lactone carbonyl group.¹³

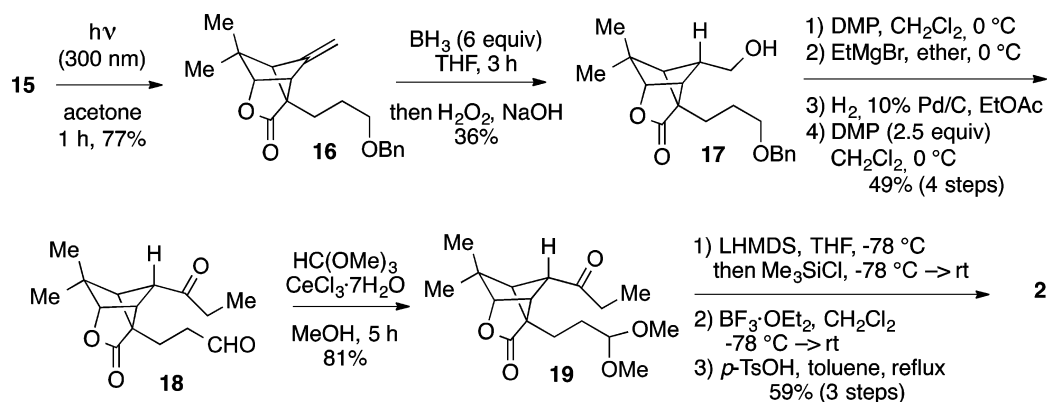
The final part of the total synthesis was determined by the choice for the intramolecular Mukaiyama-type aldol reaction to cyclize the eight-membered ring as pioneered by Kocienski.¹⁴ Alcohol **17** was oxidized to the aldehyde by using Dess–Martin periodinane (DMP). The aldehyde was then treated with ethylmagnesium bromide to give a 58:42 mixture of secondary alcohols, which was not purified but directly subjected to hydrogenolysis. The crude product was oxidized with excess DMP to finally produce ketoaldehyde **18** as a single product in 49% yield over four steps.

The aldehyde **18** was then chemoselectively converted into methyl acetal **19** in 81% yield under the influence of cerium(III) chloride as developed by Luche and Gemal.¹⁵ Regioselective enolate silylation proceeded cleanly, and the crude silyl enol ether was directly subjected to cationic cyclization caused by BF₃·OEt₂ to provide a mixture of stereoisomers. This crude mixture was refluxed in toluene in the presence of *p*-toluenesulfonic acid, which furnished a single crystalline product (mp 148–149 °C) in 59% yield over the last three steps. Both the ¹H and the ¹³C NMR spectra of our racemic material were identical to those published by Tantillo² for natural aquatolide (see the full comparison of chemical shifts in the Supporting Information). The racemate was resolved on preparative HPLC to provide the pure enantiomers, which showed [α]_D values of +27.7 and –29.0 (*c* = 1, CHCl₃) and mp 180–182 °C, identical for both

Scheme 3. Synthesis of the Substrate for the Photochemical [2 + 2]-Cycloaddition



Scheme 5. Photochemical [2 + 2]-Cycloaddition and Completion of the Total Synthesis of Aquatolide



enantiomers (literature data for the natural product: $[\alpha]_D +29.2$ ($c = 0.05$, CHCl_3), mp 175–176 °C).²

In conclusion, we report here the total synthesis of racemic aquatolide in a total of 16 steps (longest linear chain) in 2.2% overall yield. The synthesis shows the power of photochemistry to construct strained cyclic structures,¹⁶ although the approach chosen here is different from the probable biosynthetic route from **3**. Other noteworthy steps in the present synthesis are two cyclization processes, namely the Horner–Wadsworth–Emmons reaction of **13** to access the δ -lactone and the Mukaiyama aldol condensation of **19** to close the eight-membered ring. Our present work is directed at an enantioselective synthesis of aquatolide.

■ ASSOCIATED CONTENT

Supporting Information

General experimental remarks and procedures; comparison of the NMR data of our synthetic aquatolide and the literature data on the natural product; copies of the NMR spectra of the products; copies of the chromatograms of the HPLC resolution of racemic aquatolide. The Supporting Information is available free of charge on the ACS Publications website at DOI: 10.1021/acs.orglett.5b01888.

■ AUTHOR INFORMATION

Corresponding Author

*E-mail: h.hiemstra@uva.nl

Notes

The authors declare no competing financial interest.

■ ACKNOWLEDGMENTS

We thank Dr. Ginger Lutteke (Mercachem B.V., Nijmegen, The Netherlands) and Dr. Johan Winne (Ghent University, Belgium) for stimulating discussions. Bram van Oss (Mercachem B.V., Nijmegen) is gratefully acknowledged for performing the preparative HPLC resolution.

■ REFERENCES

- (1) San Feliciano, A.; Medarde, M.; Miguel del Corral, J. M.; Aramburu, A.; Gordaliza, M.; Barrero, A. F. *Tetrahedron Lett.* **1989**, *30*, 2851.
- (2) Lodewyk, M. W.; Soldi, C.; Jones, P. B.; Olmstead, M. M.; Rita, J.; Shaw, J. T.; Tantillo, D. J. *J. Am. Chem. Soc.* **2012**, *134*, 18550.
- (3) San Feliciano, A.; Barrero, A. F.; Medarde, M.; Miguel del Corral, J. M.; Aramburu, A.; Perales, A.; Fayos, J.; Sanchez-Ferrando, F. *Tetrahedron* **1985**, *41*, 5711 and references cited therein.

- (4) (a) Rauter, A. P.; Branco, I.; Bermejo, J.; González, A. G.; García-Grávalos, M. D.; San Feliciano, A. *Phytochemistry* **2001**, *56*, 167. (b) Negrín, G.; Eiroa, J. L.; Morales, M.; Triana, J.; Quintana, J.; Estévez, F. *Mol. Carcinog.* **2010**, *49*, 488.
- (5) (a) Trost, B. M.; Burns, A. C.; Bartlett, M. J.; Tautz, T.; Weiss, A. *J. Am. Chem. Soc.* **2012**, *134*, 1474. (b) Fernandes, R. A.; Chavan, V. P. *Chem. Commun.* **2013**, *49*, 3354. (c) Han, J.-C.; Li, F.; Li, C.-C. *J. Am. Chem. Soc.* **2014**, *136*, 13610.
- (6) (a) Lutteke, G.; Kleinnijenhuis, R. A.; Jacobs, I.; Wrigstedt, P. J.; Correia, C. C. A.; Nieuwenhuizen, R.; Buu Hue, B. T.; Goubitz, K.; Peschar, R.; Van Maarseveen, J. H.; Hiemstra, H. *Eur. J. Org. Chem.* **2011**, *2011*, 3146. (b) Lutteke, G. Doctoral Thesis, University of Amsterdam, 2011.
- (7) Buu Hue, B. T.; Dijkink, J.; Kuiper, S.; van Schaik, S.; van Maarseveen, J. H.; Hiemstra, H. *Eur. J. Org. Chem.* **2006**, *2006*, 127.
- (8) Han, Z.; Yorimitsu, H.; Shinokubo, H.; Oshima, K. *Tetrahedron Lett.* **2000**, *41*, 4415.
- (9) Gómez-Bengo, E.; García, J. M.; Jiménez, S.; Lapuerta, I.; Mielgo, A.; Odriozola, J. M.; Otazo, I.; Razkin, J.; Urruzuno, I.; Vera, S.; Oiarbide, M.; Palomo, C. *Chem. Sci.* **2013**, *4*, 3198.
- (10) For a recent synthesis of **10** (X = H), see: Young, I. S.; Kerr, M. A. *J. Am. Chem. Soc.* **2007**, *129*, 1465.
- (11) (a) Crabbé, P.; Fillion, H.; André, D.; Luche, J.-L. *J. Chem. Soc., Chem. Commun.* **1979**, 859. (b) Kuang, J.; Ma, S. *J. Org. Chem.* **2009**, *74*, 1763.
- (12) A typical value is 1775 cm^{-1} ; see: Gordon, A. J.; Ford, R. A. *The Chemist's Companion, a Handbook of Practical Data, Techniques, and References*; Wiley: New York, 1972; p 196.
- (13) Other hydroboration reagents, i.e., catecholborane with Wilkinson's catalyst and 9-BBN, gave no reaction.
- (14) Cockerill, G. S.; Kocienski, P.; Treadgold, R. *J. Chem. Soc., Perkin Trans. 1* **1985**, 2093 (our Mukaiyama aldol cyclization of the silyl enol ether from **19** can be classified as an 8-*exo_endo_n* process).
- (15) Gemal, A. L.; Luche, J.-L. *J. Org. Chem.* **1979**, *44*, 4187.
- (16) Bach, T.; Hehn, J. P. *Angew. Chem., Int. Ed.* **2011**, *50*, 1000.

■ NOTE ADDED AFTER ASAP PUBLICATION

Reference 5c was added on July 20, 2015.