



## UvA-DARE (Digital Academic Repository)

### A measurement of the Z0 leptonic partial widths and the vector and axial vector coupling constants

Adeva, B.; Adriani, O.; Aguilar-Benitez, M.; Akbari, H.; Alcaraz, J.; Aloisio, A.; Alverson, G.; Alviggi, M.G.; Linde, F.L.

**DOI**

[10.1016/0370-2693\(90\)92111-U](https://doi.org/10.1016/0370-2693(90)92111-U)

**Publication date**

1990

**Published in**

Physics Letters B

[Link to publication](#)

**Citation for published version (APA):**

Adeva, B., Adriani, O., Aguilar-Benitez, M., Akbari, H., Alcaraz, J., Aloisio, A., Alverson, G., Alviggi, M. G., & Linde, F. L. (1990). A measurement of the Z0 leptonic partial widths and the vector and axial vector coupling constants. *Physics Letters B*, 238, 122-130.  
[https://doi.org/10.1016/0370-2693\(90\)92111-U](https://doi.org/10.1016/0370-2693(90)92111-U)

**General rights**

It is not permitted to download or to forward/distribute the text or part of it without the consent of the author(s) and/or copyright holder(s), other than for strictly personal, individual use, unless the work is under an open content license (like Creative Commons).

**Disclaimer/Complaints regulations**

If you believe that digital publication of certain material infringes any of your rights or (privacy) interests, please let the Library know, stating your reasons. In case of a legitimate complaint, the Library will make the material inaccessible and/or remove it from the website. Please Ask the Library: <https://uba.uva.nl/en/contact>, or a letter to: Library of the University of Amsterdam, Secretariat, Singel 425, 1012 WP Amsterdam, The Netherlands. You will be contacted as soon as possible.

*UvA-DARE is a service provided by the library of the University of Amsterdam (<https://dare.uva.nl>)*

## A MEASUREMENT OF THE $Z^0$ LEPTONIC PARTIAL WIDTHS AND THE VECTOR AND AXIAL VECTOR COUPLING CONSTANTS

L3 Collaboration

B. ADEVA <sup>a</sup>, O. ADRIANI <sup>b</sup>, M. AGUILAR-BENITEZ <sup>c</sup>, H. AKBARI <sup>d</sup>, J. ALCARAZ <sup>c</sup>, A. ALOISIO <sup>e</sup>,  
G. ALVERSON <sup>f</sup>, M. G. ALVIGGI <sup>e</sup>, Q. AN <sup>g</sup>, H. ANDERHUB <sup>h</sup>, A. L. ANDERSON <sup>i</sup>,  
V. P. ANDREEV <sup>j</sup>, T. ANGELOV <sup>i</sup>, L. ANTONOV <sup>k</sup>, D. ANTREASYAN <sup>l</sup>, A. AREFIEV <sup>m</sup>,  
T. AZEMOON <sup>n</sup>, T. AZIZ <sup>o</sup>, P. V. K. S. BABA <sup>g</sup>, P. BAGNAIA <sup>p</sup>, J. A. BAKKEN <sup>q</sup>, L. BAKSAY <sup>r</sup>,  
R. C. BALL <sup>n</sup>, S. BANERJEE <sup>o,g</sup>, J. BAO <sup>d</sup>, L. BARONE <sup>p</sup>, A. BAY <sup>s</sup>, U. BECKER <sup>i,a</sup>,  
S. BEINGESSNER <sup>t</sup>, Gy. L. BENCZE <sup>u,r</sup>, J. BERDUGO <sup>c</sup>, P. BERGES <sup>i</sup>, B. BERTUCCI <sup>p</sup>,  
B. L. BETEV <sup>k</sup>, A. BILAND <sup>h</sup>, R. BIZZARRI <sup>p</sup>, J. J. BLAISING <sup>t</sup>, P. BLÖMEKE <sup>v</sup>,  
B. BLUMENFELD <sup>d</sup>, G. J. BOBBINK <sup>w</sup>, M. BOCCIOLINI <sup>b</sup>, W. BÖHLEN <sup>x</sup>, A. BÖHM <sup>v</sup>,  
T. BÖHRINGER <sup>y</sup>, B. BORGIA <sup>p</sup>, D. BOURILKOV <sup>k</sup>, M. BOURQUIN <sup>s</sup>, D. BOUTIGNY <sup>t</sup>,  
J. G. BRANSON <sup>z</sup>, I. C. BROCK <sup>a</sup>, F. BRUYANT <sup>a</sup>, C. BUISSON <sup>β</sup>, J. D. BURGER <sup>i</sup>, J. P. BURQ <sup>β</sup>,  
X. D. CAI <sup>h</sup>, D. CAMPANA <sup>c</sup>, C. CAMPS <sup>v</sup>, M. CAPELL <sup>n</sup>, F. CARONARA <sup>c</sup>, F. CARMINATI <sup>b</sup>,  
A. M. CARTACCI <sup>b</sup>, M. CERRADA <sup>c</sup>, F. CESARONI <sup>p</sup>, Y. H. CHANG <sup>i</sup>, U. K. CHATURVEDI <sup>g</sup>,  
M. CHEMARIN <sup>β</sup>, A. CHEN <sup>γ</sup>, C. CHEN <sup>δ</sup>, G. M. CHEN <sup>δ</sup>, H. F. CHEN <sup>ε</sup>, H. S. CHEN <sup>δ</sup>, M. CHEN <sup>i</sup>,  
M. L. CHEN <sup>n</sup>, G. CHIEFARI <sup>c</sup>, C. Y. CHIEN <sup>d</sup>, C. CIVININI <sup>b</sup>, I. CLARE <sup>i</sup>, R. CLARE <sup>i</sup>,  
G. COIGNET <sup>t</sup>, N. COLINO <sup>a</sup>, V. COMMICHAU <sup>v</sup>, G. CONFORTO <sup>p</sup>, A. CONTIN <sup>a</sup>, F. CRIJNS <sup>w</sup>,  
X. Y. CUI <sup>g</sup>, T. S. DAI <sup>i</sup>, R. D'ALESSANDRO <sup>b</sup>, A. DEGRÉ <sup>t</sup>, K. DEITERS <sup>ζ</sup>, E. DÉNES <sup>u</sup>,  
P. DENES <sup>a</sup>, F. DENOTARISTEFANI <sup>p</sup>, M. DHINA <sup>h</sup>, M. DIEMOZ <sup>p</sup>, H. R. DIMITROV <sup>k</sup>,  
C. DIONISI <sup>p</sup>, F. DITTUS <sup>n</sup>, R. DOLIN <sup>i</sup>, E. DRAGO <sup>e</sup>, T. DRIEVER <sup>w</sup>, P. DUINKER <sup>w,a</sup>,  
I. DURAN <sup>a,c</sup>, M. ELKACIMI <sup>β</sup>, A. ENGLER <sup>a</sup>, F. J. EPLING <sup>i</sup>, F. C. ERNÉ <sup>w</sup>, P. EXTERMANN <sup>s</sup>,  
R. FABBRETTI <sup>h</sup>, G. FABER <sup>i</sup>, S. FALCIANO <sup>a,p</sup>, S. J. FAN <sup>θ</sup>, M. FABRE <sup>h</sup>, J. FAY <sup>β</sup>,  
J. FEHLMANN <sup>h</sup>, H. FENKER <sup>f</sup>, T. FERGUSON <sup>a</sup>, G. FERNANDEZ <sup>c</sup>, F. FERRONI <sup>p</sup>,  
H. FESEFELDT <sup>v</sup>, J. FIELD <sup>s</sup>, G. FORCONI <sup>s</sup>, T. FOREMAN <sup>w</sup>, K. FREUDENREICH <sup>h</sup>,  
W. FRIEBEL <sup>ζ</sup>, M. FUKUSHIMA <sup>i</sup>, M. GAILLOUD <sup>y</sup>, Yu. GALAKTIONOV <sup>m</sup>, E. GALLO <sup>b</sup>,  
S. N. GANGULI <sup>o</sup>, S. S. GAU <sup>γ</sup>, S. GENTILE <sup>p</sup>, M. GETTNER <sup>f</sup>, M. GLAUBMAN <sup>f</sup>, S. GOLDFARB <sup>n</sup>,  
Z. F. GONG <sup>g,e</sup>, E. GONZALEZ <sup>c</sup>, A. GORDEEV <sup>m</sup>, P. GÖTTLICHER <sup>v</sup>, D. GOUJON <sup>s</sup>, C. GOY <sup>t</sup>,  
G. GRATTA <sup>n</sup>, A. GRIMES <sup>f</sup>, C. GRINNELL <sup>i</sup>, M. GRUENEWALD <sup>n</sup>, M. GUANZIROLI <sup>g</sup>,  
A. GURTU <sup>o</sup>, D. GÜSEWELL <sup>a</sup>, H. HAAN <sup>v</sup>, S. HANCKE <sup>v</sup>, K. HANGARTER <sup>v</sup>, M. HARRIS <sup>a</sup>,  
D. HARTING <sup>w</sup>, F. G. HARTJES <sup>w</sup>, C. F. HE <sup>θ</sup>, A. HEAVEY <sup>q</sup>, T. HEBBEKER <sup>v</sup>, M. HEBERT <sup>z</sup>,  
G. HERTEN <sup>i</sup>, U. HERTEN <sup>v</sup>, A. HERVÉ <sup>a</sup>, K. HILGERS <sup>v</sup>, H. HOFER <sup>h</sup>, L. S. HSU <sup>γ</sup>, G. HU <sup>g</sup>,  
G. Q. HU <sup>θ</sup>, B. ILLE <sup>β</sup>, M. M. ILYAS <sup>g</sup>, V. INNOCENTE <sup>c</sup>, E. ISIKSAL <sup>h</sup>, E. JAGEL <sup>g</sup>, B. N. JIN <sup>δ</sup>,  
L. W. JONES <sup>n</sup>, P. KAARET <sup>q</sup>, R. A. KHAN <sup>g</sup>, Yu. KAMYSHKOV <sup>m</sup>, D. KAPLAN <sup>f</sup>,  
Y. KARYOTAKIS <sup>i,a</sup>, V. KHOZE <sup>j</sup>, D. KIRKBY <sup>n</sup>, W. KITTEL <sup>w</sup>, A. KLIMENTOV <sup>m</sup>, P. F. KLOK <sup>w</sup>,  
A. C. KÖNIG <sup>w</sup>, O. KORNADT <sup>v</sup>, V. KOUTSENKO <sup>m</sup>, R. W. KRAEMER <sup>a</sup>, T. KRAMER <sup>i</sup>,  
V. R. KRASSTEV <sup>k</sup>, W. KRENZ <sup>v</sup>, A. KUHN <sup>x</sup>, V. KUMAR <sup>g</sup>, A. KUNIN <sup>m</sup>, S. KWAN <sup>f</sup>,  
A. VAN LAAK <sup>v</sup>, V. LALIEU <sup>s</sup>, G. LANDI <sup>b</sup>, K. LANIUS <sup>ζ</sup>, D. LANSKE <sup>v</sup>, S. LANZANO <sup>c</sup>,  
P. LEBRUN <sup>β</sup>, P. LECOMTE <sup>h</sup>, P. LECOQ <sup>a</sup>, P. LE COULTRE <sup>h</sup>, I. LEEDOM <sup>f</sup>, J. M. LE GOFF <sup>a</sup>,  
L. LEISTAM <sup>a</sup>, R. LEISTE <sup>ζ</sup>, J. LETTRY <sup>h</sup>, P. M. LEVCHENKO <sup>j</sup>, X. LEYTENS <sup>w</sup>, C. LI <sup>ε</sup>, H. T. LI <sup>δ</sup>,  
J. F. LI <sup>g</sup>, L. LI <sup>h</sup>, P. J. LI <sup>θ</sup>, X. G. LI <sup>δ</sup>, J. Y. LIAO <sup>θ</sup>, R. LIU <sup>g</sup>, Y. LIU <sup>g</sup>, Z. Y. LIN <sup>ε</sup>, F. L. LINDE <sup>a</sup>,  
D. LINNHOFER <sup>a</sup>, W. LOHMANN <sup>ζ</sup>, S. LÖKÖS <sup>r</sup>, E. LONGO <sup>p</sup>, Y. S. LU <sup>δ</sup>, J. M. LUBBERS <sup>w</sup>,

K. LÜBELSMEYER <sup>ν</sup>, C. LUCI <sup>a</sup>, D. LUCKEY <sup>h,i</sup>, L. LUDOVICI <sup>p</sup>, X. LUE <sup>h</sup>, L. LUMINARI <sup>p</sup>,  
W. G. MA <sup>ε</sup>, M. MACDERMOTT <sup>h</sup>, R. MAGAHIZ <sup>†</sup>, M. MAIRE <sup>†</sup>, P. K. MALHOTRA <sup>o</sup>,  
A. MALININ <sup>m</sup>, C. MAÑA <sup>a,c</sup>, D. N. MAO <sup>n</sup>, Y. F. MAO <sup>δ</sup>, M. MAOLINBAY <sup>h</sup>, P. MARCHESINI <sup>g</sup>,  
A. MARCHIONNI <sup>b</sup>, J. P. MARTIN <sup>β</sup>, L. MARTINEZ <sup>c</sup>, F. MARZANO <sup>p</sup>, G. G. G. MASSARO <sup>w</sup>,  
T. MATSUDA <sup>i</sup>, K. MAZUMDAR <sup>o</sup>, P. McBRIDE <sup>κ</sup>, Th. MEINHOLZ <sup>ν</sup>, M. MERK <sup>w</sup>, L. MEROLA <sup>c</sup>,  
M. MESCHINI <sup>b</sup>, W. J. METZGER <sup>w</sup>, Y. MI <sup>g</sup>, M. MICKE <sup>ν</sup>, U. MICKE <sup>ν</sup>, G. B. MILLS <sup>n</sup>, Y. MIR <sup>g</sup>,  
G. MIRABELLI <sup>p</sup>, J. MNICH <sup>ν</sup>, L. MONTANET <sup>a</sup>, B. MONTELEONI <sup>b</sup>, G. MORAND <sup>s</sup>,  
R. MORAND <sup>†</sup>, S. MORGANTI <sup>p</sup>, V. MORGUNOV <sup>m</sup>, R. MOUNT <sup>n</sup>, E. NAGY <sup>u,a</sup>,  
M. NAPOLITANO <sup>c</sup>, H. NEWMAN <sup>n</sup>, L. NIESSEN <sup>ν</sup>, W. D. NOWAK <sup>ζ</sup>, J. ONVLEE <sup>w</sup>,  
D. PANDOULAS <sup>ν</sup>, G. PATERNOSTER <sup>c</sup>, S. PATRICELLI <sup>c</sup>, Y. J. PEI <sup>ν</sup>, Y. PENG <sup>w</sup>,  
D. PERRET-GALLIX <sup>†</sup>, J. PERRIER <sup>s</sup>, E. PERRIN <sup>s</sup>, A. PEVSNER <sup>d</sup>, M. PIERI <sup>b</sup>, P. A. PIROUÉ <sup>q</sup>,  
V. PLYASKIN <sup>m</sup>, M. POHL <sup>h</sup>, V. POJIDAEV <sup>m</sup>, C. L. A. POLS <sup>w</sup>, N. PRODUIT <sup>s</sup>, J. M. QIAN <sup>i,g</sup>,  
K. N. QURESHI <sup>g</sup>, R. RAGHAVAN <sup>o</sup>, G. RAHAL-CALLOT <sup>h</sup>, J. VON RANGO <sup>ν</sup>, P. RAZIS <sup>h</sup>,  
K. READ <sup>q</sup>, D. REN <sup>h</sup>, Z. REN <sup>g</sup>, S. REUCROFT <sup>†</sup>, T. RIEMANN <sup>ζ</sup>, C. RIPPICH <sup>α</sup>, S. RODRIGUEZ <sup>c</sup>,  
B. P. ROE <sup>n</sup>, M. RÖHNER <sup>ν</sup>, Th. ROMBACH <sup>ν</sup>, L. ROMERO <sup>c</sup>, J. ROSE <sup>ν</sup>, S. ROSIER-LEES <sup>†</sup>,  
Ph. ROSSELET <sup>ν</sup>, J. A. RUBIO <sup>a,c</sup>, W. RUCKSTUHL <sup>s</sup>, H. RYKACZEWSKI <sup>h</sup>, M. SACHWITZ <sup>ζ</sup>,  
J. SALICIO <sup>c</sup>, G. SAUVAGE <sup>†</sup>, A. SAVIN <sup>m</sup>, V. SCHEGELSKY <sup>j</sup>, P. SCHMITT <sup>κ</sup>, D. SCHMITZ <sup>ν</sup>,  
P. SCHMITZ <sup>ν</sup>, M. SCHNEEGANS <sup>†</sup>, M. SCHÖNTAG <sup>ν</sup>, H. SCHOPPER <sup>λ</sup>, D. J. SCHOTANUS <sup>w</sup>,  
H. J. SCHREIBER <sup>ζ</sup>, R. SCHULTE <sup>ν</sup>, S. SCHULTE <sup>ν</sup>, K. SCHULTZE <sup>ν</sup>, J. SCHÜTTE <sup>κ</sup>,  
J. SCHWENKE <sup>ν</sup>, G. SCHWERING <sup>ν</sup>, C. SCIACCA <sup>c</sup>, P. G. SEILER <sup>h</sup>, J. C. SENS <sup>w</sup>, I. SHEER <sup>z</sup>,  
V. SHEVCHENKO <sup>m</sup>, S. SHEVCHENKO <sup>m</sup>, X. R. SHI <sup>α</sup>, K. SHMAKOV <sup>m</sup>, V. SHOUTKO <sup>m</sup>,  
E. SHUMILOV <sup>m</sup>, N. SMIRNOV <sup>j</sup>, A. SOPCZAK <sup>z</sup>, C. SOUYRI <sup>†</sup>, T. SPICKERMANN <sup>ν</sup>, B. SPIESS <sup>x</sup>,  
P. SPILLANTINI <sup>b</sup>, R. STAROSTA <sup>ν</sup>, M. STEUER <sup>h,i</sup>, D. P. STICKLAND <sup>q</sup>, B. STÖHR <sup>h</sup>, H. STONE <sup>s</sup>,  
K. STRAUCH <sup>κ</sup>, K. SUDHAKAR <sup>o,ν</sup>, G. SULTANOV <sup>a</sup>, R. L. SUMNER <sup>q</sup>, H. SUTER <sup>h</sup>,  
R. B. SUTTON <sup>α</sup>, A. A. SYED <sup>g</sup>, X. W. TANG <sup>δ</sup>, E. TARKOVSKY <sup>m</sup>, J. M. THENARD <sup>†</sup>,  
E. THOMAS <sup>g</sup>, C. TIMMERMANS <sup>w</sup>, Samuel C. C. TING <sup>i</sup>, S. M. TING <sup>i</sup>, Y. P. TONG <sup>γ</sup>,  
M. TONUTTI <sup>ν</sup>, S. C. TONWAR <sup>o</sup>, J. TÒTH <sup>u</sup>, K. L. TUNG <sup>δ</sup>, J. ULBRICHT <sup>x</sup>, L. URBÀN <sup>u</sup>,  
U. UWER <sup>ν</sup>, E. VALENTE <sup>p</sup>, R. T. VAN DE WALLE <sup>w</sup>, H. VAN DER GRAAF <sup>w</sup>, I. VETLITSKY <sup>m</sup>,  
G. VIERTTEL <sup>h</sup>, P. VIKAS <sup>g</sup>, M. VIVARGENT <sup>h,i</sup>, H. VOGEL <sup>α</sup>, H. VOGT <sup>ζ</sup>, M. VOLLMAR <sup>ν</sup>,  
G. VON DARDEL <sup>a</sup>, I. VOROBIEV <sup>m</sup>, A. A. VOROBYOV <sup>j</sup>, An. A. VOROBYOV <sup>j</sup>,  
L. VUILLEUMIER <sup>ν</sup>, W. WALK <sup>a</sup>, W. WALLRAFF <sup>ν</sup>, C. R. WANG <sup>ε</sup>, G. H. WANG <sup>α</sup>, J. H. WANG <sup>δ</sup>,  
Q. F. WANG <sup>κ</sup>, X. L. WANG <sup>ε</sup>, Y. F. WANG <sup>b</sup>, Z. M. WANG <sup>g,ε</sup>, J. WEBER <sup>h</sup>, R. WEILL <sup>γ</sup>,  
T. J. WENAU <sup>i</sup>, J. WENNINGER <sup>s</sup>, M. WHITE <sup>i</sup>, R. WILHELM <sup>w</sup>, C. WILLMOTT <sup>c</sup>,  
F. WITTGENSTEIN <sup>a</sup>, D. WRIGHT <sup>q</sup>, R. J. WU <sup>δ</sup>, S. L. WU <sup>g</sup>, S. X. WU <sup>g</sup>, Y. G. WU <sup>δ</sup>,  
B. WYSŁOUCH <sup>i,a</sup>, Z. Z. XU <sup>ε</sup>, Z. L. XUE <sup>θ</sup>, D. S. YAN <sup>θ</sup>, B. Z. YANG <sup>ε</sup>, C. G. YANG <sup>δ</sup>, G. YANG <sup>g</sup>,  
K. S. YANG <sup>δ</sup>, Q. Y. YANG <sup>δ</sup>, Z. Q. YANG <sup>θ</sup>, Q. YE <sup>g</sup>, C. H. YE <sup>i</sup>, S. C. YEH <sup>γ</sup>, Z. W. YIN <sup>θ</sup>,  
J. M. YOU <sup>g</sup>, C. ZABOUNIDIS <sup>f</sup>, L. ZEHNDER <sup>h</sup>, M. ZENG <sup>g</sup>, Y. ZENG <sup>ν</sup>, D. ZHANG <sup>z</sup>,  
D. H. ZHANG <sup>w</sup>, S. Y. ZHANG <sup>δ</sup>, Z. P. ZHANG <sup>ε</sup>, J. F. ZHOU <sup>ν</sup>, R. Y. ZHU <sup>n</sup>, A. ZICHICHI <sup>a,g</sup> and  
J. ZOLL <sup>a</sup>

<sup>a</sup> European Laboratory for Particle Physics, CERN, CH-1211 Geneva 23, Switzerland

<sup>b</sup> INFN – Sezione di Firenze and University of Firenze, I-50125 Florence, Italy

<sup>c</sup> Centro de Investigaciones Energeticas, Medioambientales y Tecnologicas, CIEMAT, Madrid, Spain

<sup>d</sup> Johns Hopkins University, Baltimore, MD 21218, USA

<sup>e</sup> INFN – Sezione di Napoli and University of Naples, I-80125 Naples, Italy

<sup>f</sup> Northeastern University, Boston, MA 02115, USA

<sup>g</sup> World Laboratory, FBLJA Project, CH-1211 Geneva, Switzerland

<sup>h</sup> Eidgenössische Technische Hochschule, ETH Zürich, CH-8093 Zurich, Switzerland

<sup>i</sup> Massachusetts Institute of Technology, Cambridge, MA 02139, USA

<sup>j</sup> Leningrad Nuclear Physics Institute, SU-188 350 Gatchina, USSR

- <sup>k</sup> *Central Laboratory of Automation and Instrumentation, CLANP, Sofia, Bulgaria*  
<sup>l</sup> *INFN – Sezione di Bologna, I-40126 Bologna, Italy*  
<sup>m</sup> *Institute of Theoretical and Experimental Physics, ITEP, SU-117 259 Moscow, USSR*  
<sup>n</sup> *University of Michigan, Ann Arbor, MI 48109, USA*  
<sup>o</sup> *Tata Institute of Fundamental Research, Bombay 400 005, India*  
<sup>p</sup> *INFN – Sezione di Roma and University of Roma “La Sapienza”, I-00185 Rome, Italy*  
<sup>q</sup> *Princeton University, Princeton, NJ 08544, USA*  
<sup>r</sup> *Union College, Schenectady, NY 12308, USA*  
<sup>s</sup> *University of Geneva, CH-1211 Geneva 4, Switzerland*  
<sup>t</sup> *Laboratoire de Physique des Particules, LAPP, F-74519 Annecy-le-Vieux, France*  
<sup>u</sup> *Central Research Institute for Physics of the Hungarian Academy of Sciences, H-1525 Budapest 114, Hungary*  
<sup>v</sup> *I. Physikalisches Institut, RWTH, D-5100 Aachen, FRG<sup>1</sup>*  
<sup>w</sup> *and III. Physikalisches Institut, RWTH, D-5100 Aachen, FRG<sup>1</sup>*  
<sup>x</sup> *National Institute for High Energy Physics, NIKHEF, NL-1009 DB Amsterdam, The Netherlands*  
<sup>y</sup> *and NIKHEF-H and University of Nijmegen, NL-6525 ED Nijmegen, The Netherlands*  
<sup>z</sup> *Paul Scherrer Institut, PSI, Würenlingen, Switzerland*  
<sup>1</sup> *University of Lausanne, CH-1015 Lausanne, Switzerland*  
<sup>2</sup> *University of California, San Diego, CA 92182, USA*  
<sup>3</sup> *Carnegie Mellon University, Pittsburgh, PA 15213, USA*  
<sup>4</sup> *Institut de Physique Nucléaire de Lyon, IN2P3-CNRS/Université Claude Bernard, F-69622 Villeurbanne Cedex, France*  
<sup>5</sup> *High Energy Physics Group, Taiwan, ROC*  
<sup>6</sup> *Institute of High Energy Physics, IHEP, Beijing, P.R. China*  
<sup>7</sup> *Chinese University of Science and Technology, USTC, Hefei, Anhui 230 029, P.R. China*  
<sup>8</sup> *High Energy Physics Institute, DDR-1615 Zeuthen–Berlin, GDR*  
<sup>9</sup> *California Institute of Technology, Pasadena, CA 91125, USA*  
<sup>10</sup> *Shanghai Institute of Ceramics, SIC, Shanghai, P.R. China*  
<sup>11</sup> *Harvard University, Cambridge, MA 02139, USA*  
<sup>12</sup> *University of Hamburg, D-2000 Hamburg, FRG*

Received 7 February 1990

We have measured the partial widths of the  $Z^0$  into lepton pairs, and the forward–backward charge asymmetry for the process  $e^+e^- \rightarrow \mu^+\mu^-$  using the L3 detector at LEP. We obtain an average  $\Gamma_{\text{ee}}$  of  $83.0 \pm 2.1 \pm 1.1$  MeV. From this result and the asymmetry measurement, we extract the values of the vector and axial vector couplings of the  $Z^0$  to leptons:  $g_V = -0.066_{-0.027}^{+0.046}$  and  $g_A = -0.495_{-0.007}^{+0.007}$ .

## 1. Introduction

The mass and width of the  $Z^0$  have been accurately determined at LEP [1,2], using data from the reaction  $e^+e^- \rightarrow \text{hadrons}$ . Precise measurements of  $\Gamma_{\text{ee}}$ , the partial width of the  $Z^0$  into charged leptons, and of the lepton charge asymmetries can be used to determine parameters within the standard model [3] and to test the validity of that model. In this paper we present our determination of  $\Gamma_{\text{ee}}$  and of the  $Z^0$  vector and axial vector couplings,  $g_V$  and  $g_A$ , to charged leptons. The results are based on our measurements of

the  $e^+e^- \rightarrow e^+e^-$  and  $e^+e^- \rightarrow \mu^+\mu^-$  cross sections and on the forward–backward charge asymmetry  $A_{\text{FB}}$  in  $e^+e^- \rightarrow \mu^+\mu^-$ . With the increased luminosity delivered by LEP ( $\sim 1 \text{ pb}^{-1}$ ), we have increased the data sample sizes by a factor of five relative to our previous analysis [4]. The systematic errors also have been reduced by a careful study of the detector performance.

## 2. Data collection

The L3 detector has been described in detail elsewhere [5]. It consists of a central tracking and vertex chamber, a BGO electromagnetic calorimeter, a had-

<sup>1</sup> Supported by the German Bundesministerium für Forschung und Technologie.

ron calorimeter made of uranium, brass and proportional wire chambers and a high precision muon chamber system. The calorimeter system covers 99% of  $4\pi$ . Luminosity is measured by detecting small angle Bhabha events in two forward BGO calorimeters.

The  $e^+e^-$  data sample used in this analysis was obtained during October–December 1989 at LEP. The luminosity corresponding to this data sample was measured with a systematic error of 1.7%, as described in detail in ref. [1]. The  $\mu^+\mu^-$  sample includes data from the same period plus data from September where the luminosity systematic error is 4%.

Events of the type  $e^+e^- \rightarrow e^+e^- (\gamma)$  were detected in the BGO barrel calorimeter. They were triggered using an “energy trigger” with a total energy requirement of 12 GeV, as well as clustered energy triggers [6]. The trigger efficiency has been studied using  $e^+e^- \rightarrow e^+e^- (\gamma)$  events selected by the off line analysis. From the comparison of trigger data with the signals from the BGO readout, both of which were digitized and recorded on tape, dead trigger channels have been located and the efficiency measured. The totally efficiency is determined to be  $0.975 \pm 0.014$  (stat) for the whole running period.

The principal trigger for  $e^+e^- \rightarrow \mu^+\mu^- (\gamma)$  events requires two or more tracks in the muon chambers and at least two hits in the plastic scintillators surrounding the BGO calorimeter. The scintillator trigger efficiency has been studied using a second, looser trigger, which requires at least one track in the muon chambers and at least one scintillator hit. The efficiency of the muon track trigger was measured by analyzing inclusive muon events that are triggered by the energy trigger as well as the muon trigger. From these studies we determine an efficiency greater than 99.5% for the di-muon trigger.

### 3. Event selection

Events from the process  $e^+e^- \rightarrow e^+e^- (\gamma)$  in the angular region covered by the BGO electromagnetic calorimeter ( $42^\circ$ – $138^\circ$ ) were extracted from the data by requiring that the total energy measured in the BGO be above  $0.72\sqrt{s}$ . At least 2 clusters in the BGO, with energies between 10 and 55 GeV were required, and the two highest energy clusters were required to

have an acollinearity angle between them of less than  $90^\circ$ .

The efficiency for selecting  $e^+e^- \rightarrow e^+e^- (\gamma)$  events which enter the BGO angular region was obtained by Monte Carlo calculation [7]. The detector simulation took account of the small number of inactive channels in the BGO calorimeter for each running period. We found an efficiency of  $0.961 \pm 0.010$  for events within the defined angular region for the cuts described above.

For the same cuts, the background from  $\tau\tau$  and  $e^+e^- \rightarrow \text{hadrons}$  was found to be less than 0.3% of the final  $e^+e^-$  event sample. The background due to  $e^+e^- \rightarrow \gamma\gamma$  has been calculated according to ref. [8], and has been subtracted from the data at each value of  $\sqrt{s}$ . For  $\sqrt{s} = M_{Z^0}$ , this background amounted to 1.8% of the signal cross section. The contribution of the “two photon process”  $e^+e^- \rightarrow e^+e^-e^+e^-$  to the final sample was calculated to be negligible.

Adding in quadrature the systematic errors in the trigger efficiency (1.4%), the acceptance (1.0%), the event selection (0.5%), the background subtractions (0.2%) and the luminosity measurement (1.7%), we obtain a total systematic error of 2.5% in the  $e^+e^- \rightarrow e^+e^- (\gamma)$  cross section.

Events from the process  $e^+e^- \rightarrow \mu^+\mu^- (\gamma)$  were selected by requiring:

- (1) two tracks in the muon chambers with a reconstructed momentum greater than 2 GeV, with at least one track pointing to within 200 mm of the vertex,
- (2) total energy deposited in the hadron calorimeter less than 15 GeV,
- (3) less than 15 shower peaks in the electromagnetic calorimeter, and
- (4) acollinearity angle between the two muons less than  $15^\circ$ .

In order to include final state radiation we define  $E_\mu$  as the muon momentum plus the energy contained in a cone of semi-aperture  $15^\circ$  around the muon trajectory in the BGO calorimeter. We required:

- (5)  $0.30\sqrt{s} < E_\mu < 0.70\sqrt{s}$ , for muons measured in all three muon chamber planes. The sum of the two  $E_\mu$  was required to be above 40 GeV.

Each muon track had to have a scintillator hit. Using the scintillator timing, corrected for the flight path from the interaction region to the scintillator, we required at least one of the following:

(6a) the times for both muons had to be within  $\pm 2.5$  ns of the beam crossing time and their difference less than 2.5 ns, or

(6b) the time for one of the muons had to be within 2.5 ns of the beam crossing, and both muons had to satisfy a tight vertex cut.

Cuts (2) and (3) were used mainly to reject hadron events with muon pairs while cuts (4) and (5) removed events of the type  $e^+e^- \rightarrow e^+e^-\mu^+\mu^-$  and  $e^+e^- \rightarrow \tau^+\tau^- \rightarrow \mu^+\mu^- + \nu$ 's. Cut (6) was applied to reject cosmic ray background, without losing those  $e^+e^- \rightarrow \mu^+\mu^-$  events where one scintillator was hit out of time due to a random coincidence with background in the scintillator.

From the analysis of simulations for the process  $e^+e^- \rightarrow \tau^+\tau^- \rightarrow \mu^+\mu^- + \nu$ 's [9], we estimate a contamination of  $(0.7 \pm 0.3)\%$  in the selected muon pair sample. The other background sources mentioned above (cosmic rays,  $\mu^+\mu^-$  from the two photon process) have been found to give negligible contributions.

The acceptance for  $e^+e^- \rightarrow \mu^+\mu^- (\gamma)$  was calculated by applying the same cuts on events generated by a Monte Carlo program [9] and simulated in the L3 detector. We found an overall acceptance of  $0.505 \pm 0.009$  (Monte Carlo statistical error). A correction varying in time during the running period has been applied to the acceptance, in order to account for slight changes in the detector performance. The sources of systematic error are then: 2.1% due to luminosity measurement, 1.8% due to Monte Carlo statistics, 0.4% due to event selection, and 0.5% due to trigger efficiency. Combining the systematic errors in quadrature we obtain a total systematic error in the  $e^+e^- \rightarrow \mu^+\mu^-$  cross section of 2.8%.

#### 4. Partial width for $Z^0 \rightarrow e^+e^-$

Because of the lack of a sufficiently accurate Monte Carlo generator for the  $e^+e^-$  channel, the error on the theoretical cross section corresponding to our event sample, and hence on our determination of  $\Gamma_{ee}$  could be significant. We have therefore used two methods to determine  $\Gamma_{ee}$  from our electron data. In the first and most direct method, we subtracted the contribution of the  $t$  channel  $\gamma$  exchange term and its interference from the three data points around the

peak. For these points, the subtraction is only a  $(16 \pm 1.6)\%$  correction to the data.

In the second method a fit using an analytical formula given in ref. [10] was used. This has the advantage of using all of the data whether on or off the peak, but may be systematically less accurate because only simple cuts are available in the calculation. Results from both methods are presented below, and are in agreement within the theoretical systematic errors quoted. We consider the value obtained using method 1 as our basic result on  $\Gamma_{ee}$ , and we have used it in the analysis in the following sections of this paper.

For the first method, the cross sections measured in the  $42^\circ$ – $138^\circ$  polar angle range are given in table 1. The errors shown are statistical only. The background from  $e^+e^- \rightarrow \gamma\gamma$  has been subtracted in these cross sections. To make the  $t$ -channel subtraction, we obtained the cross sections into di-electrons and into di-muons,  $\sigma_{MC}^{e^+e^-}$  and  $\sigma_{MC}^{\mu^+\mu^-}$ , from Monte Carlo simulations [7,9] and we calculated the  $s$ -channel contribution to the cross section as

$$\sigma_{Z^0} = \sigma_{\text{exp}} - (\sigma_{MC}^{e^+e^-} - \sigma_{MC}^{\mu^+\mu^-}) .$$

We then find

$$\Gamma_{ee} = 81.1 \pm 2.8(\text{stat}) \pm 1.2(\text{syst}) \\ \pm 0.7(\text{theory}) \text{ MeV} .$$

The statistical error quoted above includes a contribution of 1.6 MeV from the statistical error on the measured total width of the  $Z^0$ , as determined from our hadron data ( $\Gamma_Z = 2.539 \pm 0.054$  GeV,  $M_Z = 91.160 \pm 0.038$  GeV [1]).

In the second method we fitted the cross section as a function of  $\sqrt{s}$  using the analytic expression [10] mentioned above, which takes into account both the  $\gamma$  and the  $Z^0$  exchange diagrams in the  $s$  and  $t$  channels with interference terms. Soft radiation is accounted for by exponentiation, and hard photons are included in the collinear approximation. Further cuts had to be applied to the data in order to reject events containing hard photons (of energy  $k > k_{\text{max}}$ ) emitted at large angles ( $\delta > \delta_{\text{max}}$ ) with respect to the direction of the electrons (or positrons), since these events are not accounted for by the fitting function. Events with hard acollinear photons in the beam pipe are rejected by an acollinearity cut  $A_{\text{max}}$  on the final state  $e^+e^-$ . Choosing  $A_{\text{max}}$  effectively sets the  $k_{\text{max}}$  used.

Table 1

The number of events and the measured cross sections for  $e^+e^- \rightarrow e^+e^-$ , for the selection criteria used in methods 1 and 2 described above.

$\sqrt{s}$ (GeV)	Method 1		Method 2	
	$N_{\text{events}}$	$\sigma_{e^+e^-}$ (nb)	$N_{\text{events}}$	$\sigma_{e^+e^-}$ (nb)
88.279	29	$0.34 \pm 0.06$	26	$0.30 \pm 0.06$
89.277	42	$0.64 \pm 0.10$	39	$0.60 \pm 0.10$
90.277	52	$0.86 \pm 0.12$	50	$0.83 \pm 0.12$
91.030	136	$1.08 \pm 0.09$	129	$1.02 \pm 0.09$
91.278	161	$1.01 \pm 0.08$	156	$0.98 \pm 0.08$
91.529	156	$0.98 \pm 0.08$	153	$0.96 \pm 0.08$
92.277	44	$0.68 \pm 0.10$	44	$0.68 \pm 0.10$
93.276	18	$0.29 \pm 0.07$	15	$0.24 \pm 0.07$
94.278	13	$0.15 \pm 0.04$	11	$0.12 \pm 0.04$

The choice of  $\delta_{\text{max}}$  and  $A_{\text{max}}$  has to be done bearing in mind that high values of these cuts make the formula less precise while low values make the measurement sensitive to finite resolution of the detector. After a careful study of the performance of our calorimeter we chose  $\delta_{\text{max}} = 10^\circ$ , and  $A_{\text{max}} = 10^\circ$ , corresponding to  $k_{\text{max}} = 7.3$  GeV. We have studied the variation in cross section, as measured using only the three energy points close to the  $Z^0$  peak, and as predicted by the fitting function changing the  $A_{\text{max}}$  and  $\delta_{\text{max}}$  cuts between  $5^\circ$  and  $15^\circ$ . There is agreement within 1% between prediction and experiment. We estimate a 2% error to the theoretical prediction of the cross section in this second method.

The cross sections used in the fit are also given in table 1. Note that since somewhat more restrictive cuts were required to allow use of the formula, the measured cross sections are smaller than those used in the peak subtraction method. Fitting the data with  $M_Z$  and  $\Gamma_Z$  fixed to the values we determined from the hadronic cross section [1] we obtain (fig. 1)  $\Gamma_{ee} = 79.0 \pm 2.4$  (stat)  $\pm 1.1$  (syst)  $\pm 1.0$  (theory) MeV. The difference between methods 1 and 2 is partially statistical due to the exclusion of data away from the peak in method 1. The remaining difference is slightly larger than the "theory errors" estimated. We consider method 1 to be more reliable.

### 5. Partial width for $Z^0 \rightarrow \mu^+\mu^-$

The  $e^+e^- \rightarrow \mu^+\mu^- (\gamma)$  cross section and its statistical error measured as a function of  $\sqrt{s}$  are shown in

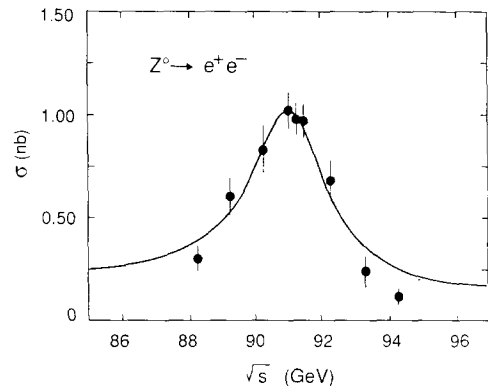


Fig. 1. Measured cross sections as a function of the CM energy for the reaction  $e^+e^- \rightarrow e^+e^-$  for the polar angle region from  $42^\circ$  to  $138^\circ$ . The curve is the fit to the data obtained with method 2 as described in the text.

Table 2

Number of events and cross sections for  $e^+e^- \rightarrow \mu^+\mu^-$ .

$\sqrt{s}$ (GeV)	$\mu^+\mu^- (\gamma)$ events	$\sigma_{\mu^+\mu^-}$ (nb)
88.279	5	$0.12 \pm 0.05$
89.277	8	$0.29 \pm 0.10$
90.277	51	$1.15 \pm 0.16$
91.030	82	$1.44 \pm 0.16$
91.278	147	$1.44 \pm 0.12$
91.529	110	$1.32 \pm 0.13$
92.309	33	$0.97 \pm 0.17$
93.276	32	$0.70 \pm 0.12$
94.278	16	$0.38 \pm 0.09$

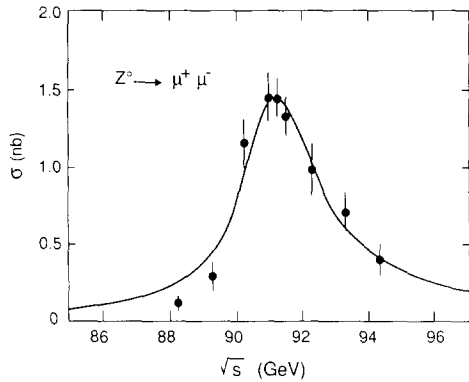


Fig. 2. Measured cross sections as a function of the CM energy for the reaction  $e^+e^- \rightarrow \mu^+\mu^-$ . The curve is the fit to the data to obtain  $\Gamma_{\mu\mu}^Z$ .

table 2. We fitted these data using an analytic form for the  $Z^0$  cross section [11], and obtained  $M_Z = 91.11 \pm 0.13$  GeV and  $\Gamma_Z = 2.49 \pm 0.28$  GeV which is in excellent agreement with our previous measurements of the hadronic final state [1]. Given this agreement, we fit the data by fixing the mass and width of the  $Z^0$  to the values determined from our fit to the hadronic cross section. The measured  $e^+e^- \rightarrow \mu^+\mu^- (\gamma)$  cross sections and the fitted function are shown in fig. 2. Using the  $\mu^+\mu^-$  data alone, we find

$$\begin{aligned} \Gamma_{\mu\mu}^Z &= \sqrt{\Gamma_{ee} \Gamma_{\mu\mu}} \\ &= 84.3 \pm 2.4(\text{stat}) \pm 1.2(\text{syst}) \text{ MeV} . \end{aligned}$$

The statistical error quoted above includes a contribution of 1.4 MeV from the statistical error in our measured value of  $\Gamma_Z$ .

## 6. Average leptonic width

The correct determination of the average leptonic width, and its error, requires that the correlations between the errors in  $\Gamma_{ee}$  and in  $\Gamma_{\mu\mu}^Z$  be taken into account. The statistical errors of 1.6 MeV on the partial width for  $e^+e^-$  final states, and of 1.4 MeV on the partial width for  $\mu^+\mu^-$  final states, which are due to the statistical error on our measurement of  $\Gamma_Z$  [1], are completely correlated. The systematic errors on  $\Gamma_{ee}$  and  $\Gamma_{\mu\mu}^Z$  both contain a 0.85% contribution from the systematic error on luminosity. These errors are

also completely correlated for the two measurements.

We averaged the data from the two leptonic channels, assuming universality, and obtained

$$\Gamma_{\ell\ell} = 83.0 \pm 2.1 \pm 1.1 \text{ MeV} .$$

If we do not assume universality, we find  $\Gamma_{\mu\mu} = 87.6 \pm 5.6$  MeV using the measured value of  $\Gamma_{ee}$ . The error quoted includes both statistical and systematic errors.

## 7. Simultaneous fit to lepton and hadron data

We have made a simultaneous fit to our cross sections for hadron [1],  $e^+e^-$ , and  $\mu^+\mu^-$  production. The fit is model independent with  $M_Z$ ,  $\Gamma_{\text{had}}$ ,  $\Gamma_{\ell\ell}$  and  $\Gamma_{\text{inv}}$  as free parameters. As before, we have used the analytical forms for the  $Z^0$  cross section given in ref. [11]. These include initial state radiation and a Breit-Wigner with an energy dependent width. We find, with a  $\chi^2 = 17$  for 18 degrees of freedom,

$$M_Z = 91.156 \pm 0.026 \pm 0.030 \text{ GeV} ,$$

$$\Gamma_{\text{had}} = 1.744 \pm 0.053 \text{ GeV} ,$$

$$\Gamma_{\ell\ell} = 82.8 \pm 2.4 \text{ MeV} ,$$

$$\Gamma_{\text{inv}} = 537 \pm 48 \text{ MeV} ,$$

If we assume the partial width of the  $Z^0$  to neutrino pairs from the standard model, this value of  $\Gamma_{\text{inv}}$  yields the number of neutrinos  $N_\nu = 3.23 \pm 0.29$ . This value should be compared with our determination within the standard model using the hadron data alone of  $N_\nu = 3.29 \pm 0.17$ .

## 8. Determination of $g_A$ and $g_V$

Using our  $e^+e^- \rightarrow \mu^+\mu^- (\gamma)$  event sample, we have also measured the forward-backward charge asymmetry  $A_{\text{FB}}$  defined as

$$A_{\text{FB}} = \frac{\sigma_F - \sigma_B}{\sigma_F + \sigma_B} .$$

By fitting  $d\sigma/d(\cos\theta)$  to our data sample and extrapolating  $\cos\theta$  to the full range we obtained

$$A_{\text{FB}}(\sqrt{s} = 89.94 \text{ GeV}) = -(25.0 \pm 15.2)\% ,$$



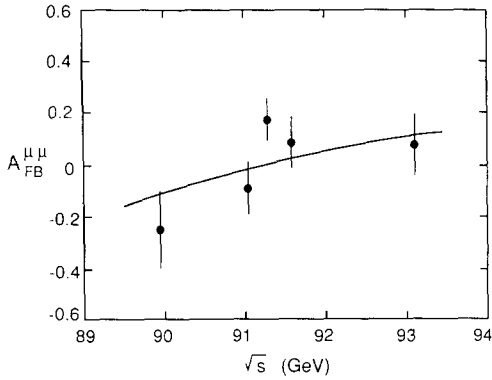


Fig. 3. Measured forward-backward charge asymmetry  $A_{FB}$  as a function of the CM energy for the reaction  $e^+e^- \rightarrow \mu^+\mu^-$ . The curve is the prediction of the standard model.

$$A_{FB}(\sqrt{s}=91.03 \text{ GeV}) = -(9.0 \pm 10.7)\% ,$$

$$A_{FB}(\sqrt{s}=91.28 \text{ GeV}) = (17.9 \pm 8.4)\% ,$$

$$A_{FB}(\sqrt{s}=91.53 \text{ GeV}) = (8.7 \pm 10.2)\% ,$$

$$A_{FB}(\sqrt{s}=93.09 \text{ GeV}) = (8.2 \pm 11.7)\% ,$$

Fig. 3 shows the measured asymmetries compared with values predicted by the standard model ( $M_{top}=100 \text{ GeV}$  and  $M_H=100 \text{ GeV}$ ).

Using the equation

$$\Gamma_{\ell\ell} = \frac{G_\mu M_Z^3}{6\sqrt{2}\pi} (g_A^2 + g_V^2) ,$$

we found

$$g_A^2 + g_V^2 = 0.250 \pm 0.007 .$$

From a fit to our asymmetry data and  $\Gamma_{\ell\ell}$ , including QED radiative corrections [12] and using the  $Z^0$  mass we have previously measured [1], we obtained:

$$g_A = -0.495_{-0.007}^{+0.007} , \quad g_V = -0.066_{-0.027}^{+0.046} ,$$

where the errors include systematics. Note that data from other experiments [13–17] are used to determine the signs. Fig. 4 compares our determination of  $g_A$  and  $g_V$  to previous measurements [13–18] #1.

#1 Note in fig. 4, that in order to compare with our result, we have plotted the result of ref. [16] by adding in quadrature their statistical and systematic errors.

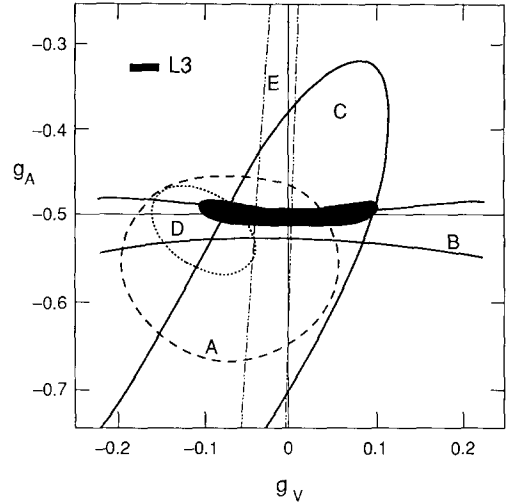


Fig. 4. Results obtained from neutrino experiments and the  $e^+e^-$  experiments expressed as contours in  $g_A$  and  $g_V$ . Area (A) is the result of the CHARM Collaboration (68% confidence level) [13], area (B) is the combined  $e^+e^-$  result from PETRA and PEP (95% confidence level) [14], area (C) is the reactor  $\bar{\nu}_e e$  result (68% confidence level) [15], area (D) is the BNL result (68% confidence level) [16], and area (E) is the CHARM II result (68% confidence level) [18]. The black area represents our measurement based on the L3 measurements of  $\Gamma_{\ell\ell}$  and the asymmetry (68% confidence level).

### 9. Conclusion

We have measured  $\Gamma_{\ell\ell}$  in both the  $e^+e^-$  and  $\mu^+\mu^-$  channels. The average result of

$$\Gamma_{\ell\ell} = 83.0 \pm 2.1 \pm 1.1 \text{ MeV}$$

is in good agreement with the expectation of the standard model. Combining our leptonic and hadronic measurements, we get a model independent determination of the number of neutrino species of  $3.23 \pm 0.29$ . We have also measured the forward-backward charge asymmetry in  $\mu^+\mu^-$  production for 5 values of  $\sqrt{s}$ . The asymmetry is consistent with the standard model and allows us to determine the axial vector and vector couplings of the leptons to the  $Z^0$ :

$$g_A = -0.495_{-0.007}^{+0.007} , \quad g_V = -0.066_{-0.027}^{+0.046} .$$

### Acknowledgement

We wish to thank CERN for its hospitality and help.

We want particularly to express our gratitude to the LEP division: it is their excellent achievements which made this experiment possible. We acknowledge the support of all the funding agencies which contributed to this experiment.

## References

- [1] L3 Collab., B. Adeva et al., Phys. Lett. B 237 (1990) 136.
- [2] L3 Collab., B. Adeva et al., Phys. Lett. B 231 (1989) 509; ALEPH Collab., D. Decamp et al., Phys. Lett. B 231 (1989) 519; OPAL Collab., M.Z. Akrawy et al., Phys. Lett. B 231 (1989) 530; DELPHI Collab., P. Aarnio et al., Phys. Lett. B 231 (1989) 539; ALEPH Collab., D. Decamp et al., Phys. Lett. B 235 (1990) 399.
- [3] S.L. Glashow, Nucl. Phys. 22 (1961) 579; S. Weinberg, Phys. Rev. Lett. 19 (1967) 1264; A. Salam, Elementary particle theory, ed. N. Svartholm (Almqvist and Wiksell, Stockholm, 1968) 367.
- [4] L3 Collab., B. Adeva et al., Phys. Lett. B 236 (1990) 109.
- [5] L3 Collab., B. Adeva et al., The construction of the L3 experiment, Nucl. Instrum. Methods A 289 (1990) 35.
- [6] R. Bizzarri et al., Nucl. Instrum. Methods A 283 (1989) 799.
- [7] R. Kleiss, F.A. Berends and W. Hollik, BABAMC, Proc. Workshop on Z physics at LEP, eds. G. Altarelli, R. Kleiss and C. Verzegnassi, CERN Report 89-08 (CERN, Geneva, 1989), Vol. III, p. 1.
- [8] R. Kleiss and F.A. Berends, Nucl. Phys. B 186 (1981) 22; programs supplied to L3 by the authors.
- [9] S. Jadach et al., KORALZ, Proc. Workshop on Z physics at LEP, eds. G. Altarelli, R. Kleiss and C. Verzegnassi, CERN Report 89-08 (CERN, Geneva, 1989), Vol. III, p. 69, Comput. Phys. Commun., to be published.
- [10] M. Greco, Phys. Lett. B 177 (1986) 97; M. Caffo, E. Remiddi and F. Semeria, in: Z physics at LEP, CERN Report 89-08, eds. G. Altarelli, R. Kleiss and C. Verzegnassi, Vol. I (CERN, Geneva, 1989) p. 171.
- [11] R.N. Cahn, Phys. Rev. D 36 (1987) 2666; A. Borelli et al., preprint CERN-TH 5441/89.
- [12] D. Bardin et al., Phys. Lett. B 206 (1988) 539; D. Bardin et al., ZBIZON, a program package for the precision calculation of observables for the process  $e^+e^- \rightarrow f^+f^-$  around the Z peak, L3 Internal Note 679 (September 1989), unpublished; D. Bardin et al., Berlin-Zeuthen preprint PHE 89-19, to be published.
- [13] CHARM Collab., J. Dorenbosch et al., Z. Phys. C 41 (1989) 567.
- [14] Mark J Collab., D.P. Barber et al., Phys. Rev. Lett. 46 (1981) 1663; JADE Collab., W. Bartel et al., Phys. Lett. B 99 (1981) 281; TASSO Collab., R. Brandelik et al., Phys. Lett. B 117 (1982) 365; CELLO Collab., H.J. Behrend et al., Z. Phys. C 16 (1983) 301; Mark II Collab., M.E. Levi et al., Phys. Rev. Lett. 51 (1983) 1941; MAC Collab., W.W. Ash et al., Phys. Rev. Lett. 55 (1985) 1831; HRS Collab., M. Derrick et al., Phys. Rev. D 31 (1985) 2352.
- [15] F. Reines, H.S. Gurr and H.W. Sobel, Phys. Rev. Lett. 37 (1976) 315.
- [16] K. Abe et al., Phys. Rev. Lett. 62 (1989) 1709.
- [17] F. Avignone et al., Phys. Rev. D 16 (1977) 2383; W. Krenz, Aachen University Report No. PITHA 84/42 (1984), unpublished; U. Amaldi et al., Phys. Rev. D 36 (1987) 1385.
- [18] CHARM II Collab., D. Geiregat et al., Phys. Lett. B 232 (1989) 539.