



UvA-DARE (Digital Academic Repository)

Laboratory measurements of scattering matrix elements of randomly oriented Mars analog palagonite particles

Muñoz, O.; Volten, H.; Hovenier, J.W.; Laan, E.; Roush, T.; Stam, D.

Publication date

2008

Document Version

Final published version

Published in

11th Electromagnetic & Light Scattering Conference: Extended abstracts: 7-12 September 2008, de Havilland Campus, University of Hertfordshire

[Link to publication](#)

Citation for published version (APA):

Muñoz, O., Volten, H., Hovenier, J. W., Laan, E., Roush, T., & Stam, D. (2008). Laboratory measurements of scattering matrix elements of randomly oriented Mars analog palagonite particles. In *11th Electromagnetic & Light Scattering Conference: Extended abstracts: 7-12 September 2008, de Havilland Campus, University of Hertfordshire* (pp. 331-334). University of Hertfordshire. <http://star.herts.ac.uk/els/AbstractsBook.pdf>

General rights

It is not permitted to download or to forward/distribute the text or part of it without the consent of the author(s) and/or copyright holder(s), other than for strictly personal, individual use, unless the work is under an open content license (like Creative Commons).

Disclaimer/Complaints regulations

If you believe that digital publication of certain material infringes any of your rights or (privacy) interests, please let the Library know, stating your reasons. In case of a legitimate complaint, the Library will make the material inaccessible and/or remove it from the website. Please Ask the Library: <https://uba.uva.nl/en/contact>, or a letter to: Library of the University of Amsterdam, Secretariat, Singel 425, 1012 WP Amsterdam, The Netherlands. You will be contacted as soon as possible.

UvA-DARE is a service provided by the library of the University of Amsterdam (<https://dare.uva.nl>)

Laboratory measurements of scattering matrix elements of randomly oriented Mars analog palagonite particles

Olga Muñoz,¹ Hester Volten,² Joop Hovenier,² Erik Laan,^{2,3}
Ted Roush,⁴ and Daphne Stam,⁵

¹ *Instituto de Astrofísica de Andalucía, CSIC, Camino Bajo de Huétor 50, Granada 18008, Spain*

² *Astronomical Institute 'Anton Pannekoek', UvA, Kruislaan 403, 1098 SJ, Amsterdam, The Netherlands*

³ *TNO Science & Industry, Stieltjesweg 1, 2600 AD, Delft, The Netherlands*

⁴ *NASA Ames Research Center, MS 245-3, Moffet Field, CA 94035-1000, USA*

⁵ *DEOS Aerospace Engineering, Technical University Delft, Kluyverweg 1, 2629 HS, Delft, The Netherlands*

tel: +34 958 121311, fax: +34 958 814530, e-mail: olga@iaa.es

Abstract

We present laboratory measurements for Martian analog particles, consisting of palagonite. We measured all elements of the scattering matrix as functions of the scattering angle from 3 to 174 degrees at a wavelength of 632.8 nm. The results may be used in studies of the Martian atmosphere.

1 Introduction

Dust from the Martian surface is regularly swept up by winds and becomes suspended in the atmosphere of Mars, sometimes covering the whole planet. These airborne dust particles scatter and absorb solar radiation and are therefore very important for the thermal structure of the thin Martian atmosphere.

The material palagonite is believed to occur on Mars with considerable abundances in the form of dust particles, both on the surface and in the atmosphere (e.g. [1,2,3]). The scattering properties of these dust particles are an important diagnostic tool containing essential information about the nature of the grains. Unfortunately, numerical techniques alone are not adequate to simulate efficiently light scattering by particles with realistic shapes and internal structures. Therefore, light scattering experiments are crucial for determining the scattering properties of real particles. We present laboratory measurements of the angular distributions of scattering properties of randomly oriented Martian analog palagonite particles. The material palagonite is believed to be a reasonable, but not perfect, analog for the abundant Martian surface and atmospheric dust particles.

2 Sample characteristics

Palagonite is a fine-grained weathering product of basaltic glass. It has a refractive index that is typical for silicate materials, namely about $\text{Re}(m)=1.5$ and $\text{Im}(m)$ in the range 10^{-3} - 10^{-4} [4]. The irregular shapes of the palagonite particles are illustrated in Figure 1. This Martian analog material is described more extensively by Banin et al. [5] (palagonite sample 91-16).

The measured size distributions of the palagonite particles used in this study are illustrated in Figure 2 (see [6] for the definitions of the size distributions). The effective radius and variance are, respectively, 4.5 micrometer and 7.3.

3 Experimental Method

We studied the palagonite particles with an experimental setup that can determine the full scattering matrix as a function of scattering angle θ . A detailed description of the set-up has been given by Hovenier

[7] and Hovenier et al. [8]. One advantage of measuring all 6 non-vanishing elements of the scattering matrix instead of only one or two is that systematic experimental errors can be quickly observed, identified and removed. Another advantage is that the results can be used for multiple scattering calculations with polarization included.




Figure 1: Scanning electron microscope (SEM) image of palagonite particles. We note that SEM images generally give a good indication of the typical shapes of the particles, but not necessarily of the sizes.

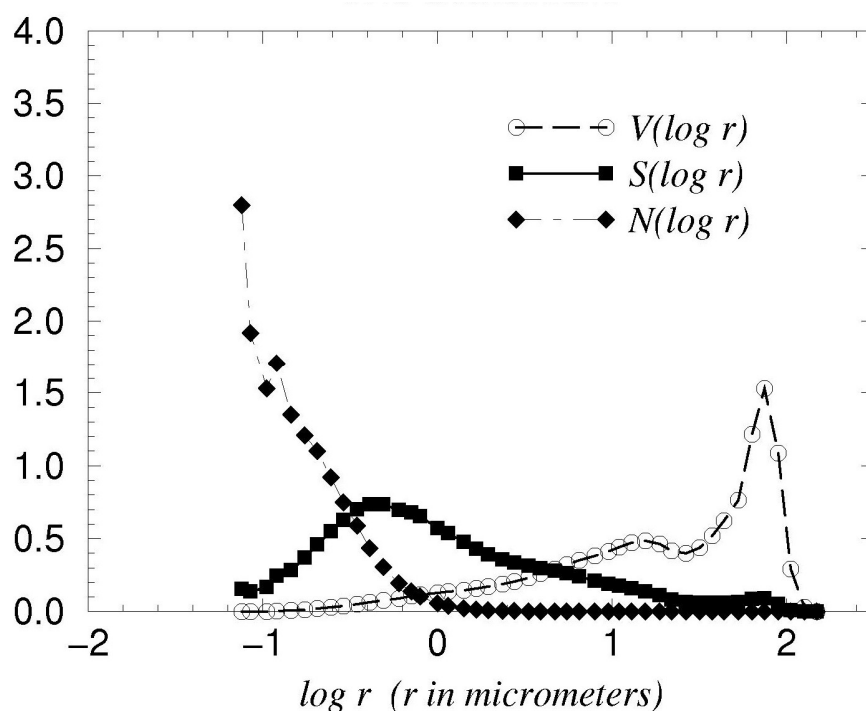


Figure 2: Measured size distributions of palagonite particles. We show $V(\log r)$, $S(\log r)$ and $N(\log r)$ i.e. the volume, projected surface and number distributions, respectively, as a function of $\log r$ where r is expressed in micrometers.

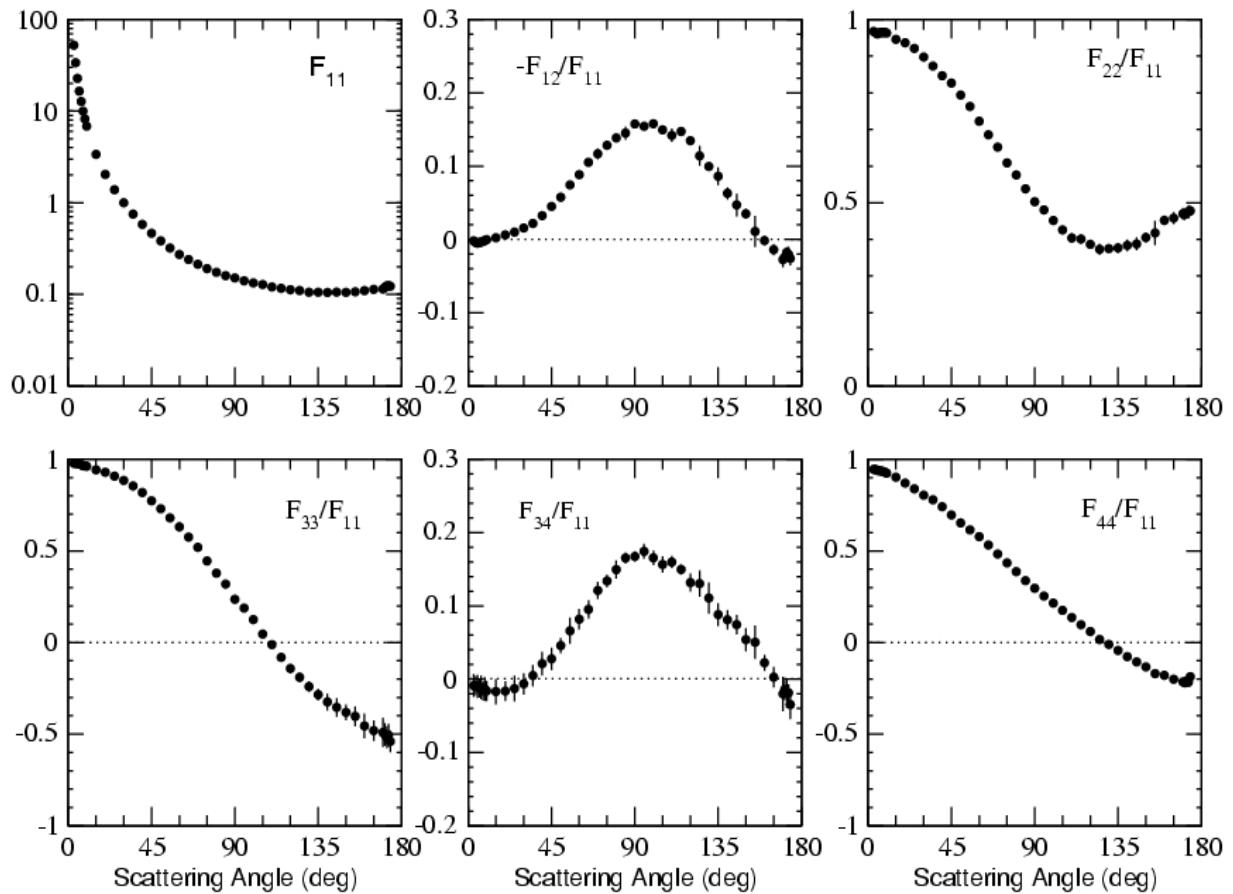


Figure 3: Measurements of the scattering matrix elements as functions of the scattering angle for randomly oriented micron-sized dust particles of Martian analog palagonite at a wavelength of 632.8nm. The scattering function is normalized to unity at 30 degrees. Experimental errors are shown by error bars or within the size of the symbols.

4 Results

Fig. 3 shows results of measurements for palagonite. We measured scattering matrix elements of the scattered light as functions of the scattering angle. The palagonite particles present a scattering behavior quite similar to that of (terrestrial) irregular mineral aerosol particles (e.g. [9,10,11]). It has a scattering function $F_{11}(\theta)$ that ranges over almost three orders of magnitude for the angles covered in the measurements, being strongly peaked towards smaller angles. It has a rather flat side-scattering and backscattering behavior. The degree of linear polarization for unpolarized incident light, $-F_{12}(\theta)/F_{11}(\theta)$, shows a characteristic bell shape, and a negative branch for large scattering angles. The scattering matrix element ratio $F_{22}(\theta)/F_{11}(\theta)$, is often used as a measure for the nonsphericity of the particles, since for spheres this function is 1 at all scattering angles. This is clearly not the case for the Martian analog particles, the deviation from 1 is large at large scattering angles, with a maximum of about 0.6. Also the matrix scattering element ratios $F_{33}(\theta)/F_{11}(\theta)$, and $F_{44}(\theta)/F_{11}(\theta)$ are not identical, as would be expected for

spheres. In contrast they show the typical behavior for nonspherical particles where the scattering matrix element ratio $F_{44}(\theta)/F_{11}(\theta)$, is greater than $F_{33}(\theta)/F_{11}(\theta)$, at large scattering angles. The shallow bell-shape found for $F_{34}(\theta)/F_{11}(\theta)$, is also commonly found for irregularly shaped silicate particles.

5 Conclusion

The results may be used in theoretical work and for studies of the Martian atmosphere. The data can be found in tabular form in the Amsterdam Light Scattering Database at www.astro.uva.nl/scatter.

References

- [1] Johnson JF, PR Christensen, PG Lucey, "Dust coatings on basaltic rocks and implications for thermal infrared spectroscopy of Mars," *Journal of Geophysical Research*, **107**, 10.1029/2000JE001405 (2002).
- [2] Christensen PR, JL Bandfield, RN Clark, KS Edgett, VE Hamilton, T Hoefen, HH Kieffer, RO Kuzmin, MD Lane, MC Malin, RV Morris, JC Pearl, R Pearson, TL Roush, SW Ruff, and MD Smith, "Detection of crystalline hematite mineralization on Mars by the Thermal Emission Spectrometer: Evidence for near-surface water," *Journal of Geophysical Research*, **105**, 9623-9642 (2000).
- [3] Bandfield JL, "Global mineral distributions on Mars," *Journal of Geophysical Research*, **107**, 10.1029/2001JE001510 (2002).
- [4] Clancy RT, SW Lee, GR Gladstone, WW McMillan, and T Roush, "A new model for Mars atmospheric dust based upon analysis of ultraviolet through infrared observations from Mariner 9, Viking, and Phobos," *Journal of Geophysical Research*, **100**, 5251-5263 (1995).
- [5] Banin A, FX Han, I Kan, and A Cicelsky, "Acidic volatiles and the Mars soil", *Journal of Geophysical Research*, **102**, 13341-13356 (1997).
- [6] Volten H, O Muñoz, JW Hovenier, JF de Haan, W Vassen, WJ van der Zande, LBFM Waters, "WWW scattering matrix database for small mineral particles at 441.6 nm and 632.8 nm", *Journal of Quantitative Spectroscopy and Radiative Transfer*, **90**, 191-206, 2005
- [7] Hovenier JW, "Measuring scattering matrices of small particles at optical wavelengths," in *Light Scattering by Non-Spherical Particles*, edited by MI Mishchenko, JW Hovenier, and LD Travis, pp. 355-365, Academic, San Diego (2000).
- [8] Hovenier JW, H Volten, O Muñoz, WJ van der Zande and LBFM Waters, Laboratory studies of scattering matrices for randomly oriented particles. Potentials, problems, and perspectives, *Journal Quantitative Spectroscopy and Radiative Transfer*, " **79-80**, 741-755, (2003).
- [9] Volten H, O Muñoz, E Rol, JF de Haan, W Vassen, JW Hovenier, K Muinonen, T Nousiainen, "Scattering matrices of mineral particles at 441.6 nm and 632.8 nm," *Journal of Geophysical Research*, **106**, 17375-17401 (2001).
- [10] Muñoz O, H Volten, JF de Haan, W Vassen, JW Hovenier, "Experimental determination of scattering matrices of olivine and Allende meteorite particles, *Astronomy and Astrophysics*," **360**, 777-788 (2000).
- [11] Muñoz O, H Volten, JW Hovenier, B Veihelmann, WJ van der Zande, LBFM Waters, WI Rose "Scattering matrices of volcanic ash particles of Mnt. St. Helens, Redoubt, and Mount Spurr volcanoes", *Journal of Geophysical Research*, **109**, 10.1029/2004JD004684, 2004.