



## UvA-DARE (Digital Academic Repository)

### Yield stress and shear banding in granular suspensions

Fall, A.; Bertrand, F.; Ovarlez, G.; Bonn, D.

**DOI**

[10.1103/PhysRevLett.103.178301](https://doi.org/10.1103/PhysRevLett.103.178301)

**Publication date**

2009

**Document Version**

Final published version

**Published in**

Physical Review Letters

[Link to publication](#)

**Citation for published version (APA):**

Fall, A., Bertrand, F., Ovarlez, G., & Bonn, D. (2009). Yield stress and shear banding in granular suspensions. *Physical Review Letters*, *103*(17), 178301. <https://doi.org/10.1103/PhysRevLett.103.178301>

**General rights**

It is not permitted to download or to forward/distribute the text or part of it without the consent of the author(s) and/or copyright holder(s), other than for strictly personal, individual use, unless the work is under an open content license (like Creative Commons).

**Disclaimer/Complaints regulations**

If you believe that digital publication of certain material infringes any of your rights or (privacy) interests, please let the Library know, stating your reasons. In case of a legitimate complaint, the Library will make the material inaccessible and/or remove it from the website. Please Ask the Library: <https://uba.uva.nl/en/contact>, or a letter to: Library of the University of Amsterdam, Secretariat, Singel 425, 1012 WP Amsterdam, The Netherlands. You will be contacted as soon as possible.

## Yield Stress and Shear Banding in Granular Suspensions

Abdoulaye Fall,<sup>1,2</sup> François Bertrand,<sup>2</sup> Guillaume Ovarlez,<sup>2</sup> and Daniel Bonn<sup>1,3</sup>

<sup>1</sup>*Van der Waals - Zeeman Institute, University of Amsterdam, Valckenierstraat 65, 1018XE Amsterdam, The Netherlands*

<sup>2</sup>*Université Paris Est, Laboratoire Navier, LMSGC, 2 Allée Kepler, 77420 Champs sur Marne, France*

<sup>3</sup>*Laboratoire de Physique Statistique, Ecole Normale Supérieure, 24 Rue Lhomond 75231 Paris Cedex 05, France*

(Received 13 July 2009; published 23 October 2009)

We study the emergence of a yield stress in dense suspensions of non-Brownian particles by combining local velocity and concentration measurements using magnetic resonance imaging with macroscopic rheometric experiments. We show that the competition between gravity and viscous stresses is at the origin of the development of a yield stress in these systems at relatively low volume fractions. Moreover, it is accompanied by a shear-banding phenomenon that is the signature of this competition. However, if the system is carefully density matched, no yield stress is encountered until a volume fraction of  $62.7 \pm 0.3\%$ .

DOI: 10.1103/PhysRevLett.103.178301

PACS numbers: 83.80.Hj, 45.70.Mg, 82.70.Kj

According to one of the standard textbooks on granular materials [1], the processing of granular materials consumes roughly 10% of all the energy consumed on this planet. Consequently, the prediction of flow resistance of granular materials is a matter of considerable importance. The two simplest cases of granular materials are dry and wet sand. The former has recently been studied in much detail, and its flow behavior is by now well understood [2].

The other case, suspensions of (noncolloidal) granular particles in Newtonian fluids (“granular suspensions”) should *a priori* be simple systems as the only interactions between the particles are hydrodynamic and contact forces. However, they exhibit a very rich behavior: yield stress [2–5], shear banding [4–6], shear thickening [7], normal stresses [8,9], and shear-induced migration [5,10] that remain incompletely understood.

Perhaps the most important issue is the correct determination of the yield stress, a minimum stress to enforce a quasistatic flow. We thus probe the system in the limit of vanishing shear rate, i.e., very close to the yield stress. The determination of the yield stress is a matter of much current interest, as it has large repercussions on our understanding of complex fluid flows in general; the results presented here in fact support a number of new general ideas about yield stress fluids and shear banding [11].

For our granular suspensions, for vanishing flow speeds, hydrodynamic interactions are expected to play no role and the behavior of dry grains is recovered [3,4,12]. A frictional yield stress  $\tau_c = \mu\sigma_N$  is then observed provided the granular skeleton, of macroscopic friction coefficient  $\mu$ , is subject to a normal stress  $\sigma_N$  [3,4,12]. However, this predicts the absence of a yield stress without normal forces, which is not what was observed experimentally, e.g., in [4].

Another important question is the origin of yield stress observed in rather loose suspensions, for low volume fractions ranging from 55 to 60% [5]: what is the packing density at which a yield stress emerges? Theoretically this is expected to correspond to point *J* [13] i.e. to the density

at which the granular skeleton becomes so densely packed that it can no longer flow. For frictionless granular materials this happens at a volume fraction of approximately  $\varphi = 64\%$ , corresponding to random close packing [14]. In suspensions, although some light has been shed on the role of friction [14] the role of the interstitial fluid and of contact lubrication remains an open question, and it is not clear at which volume fraction a yield stress develops in practice.

Equally puzzling is the observation of the coexistence between sheared and unsheared zones, characteristic of shear banding, during the viscous flows of such systems [4,5,15]. It was observed that there exist a critical shear rate below which no stable flows exist [4], which contradicts the commonly accepted wisdom that shear banding is due to heterogeneities in the stress field [11]. Shear-banding due to the existence of a critical shear rate has only been observed in thixotropic gels [8,11,16–18], and is not *a priori* expected in an athermal granular system with only hydrodynamic and contact forces.

In this Letter, we study the rheology of dense suspensions of non-Brownian particles and show that most if not all of the above problems disappear if one takes gravity into account. We find that it is due to gravity that a yield stress develops well below close packing. We also evidence that the critical shear rate for shear banding arises naturally as the results of the gravity and viscous stresses. And only if the particles and solvent are very carefully density matched, does a macroscopic rigidity develops very close to (but at a significantly smaller value than) the maximum random packing fraction of the granular matrix.

We study the local and global rheological behavior of a dense suspension of noncolloidal spherical particles immersed in a Newtonian fluid for  $58\% < \varphi < 63\%$ ; most representative results presented here are obtained at 60%. We use polystyrene beads (diameter  $40 \mu\text{m}$ , polydispersity  $< 5\%$ , density  $1.05 \text{ g} \cdot \text{cm}^{-3}$ ). Suspensions are prepared by mixing the particles with aqueous solutions of NaI to perfectly match solvent and particle densities; this

also allows to tune the density difference. The error bar on the density matching is of order  $0.001 \text{ g} \cdot \text{cm}^{-3}$ , which is rather good compared to previous experiments [4]. For most experiments presented, the solvent is denser than the particles, and the particles cream rather than sediment.

Macroscopic rheometric experiments are performed with a vane-in-cup geometry (inner radius  $R_i = 12.5 \text{ mm}$ , outer  $R_e = 18.5 \text{ mm}$ ) on a Bohlin 200 rheometer. MRI rheometry is performed in a wide-gap Couette geometry ( $R_i = 41.5 \text{ mm}$ ,  $R_e = 60 \text{ mm}$ ). Local velocity and concentration profiles in the flowing sample were obtained through techniques described in detail in [19];  $\varphi$  can be obtained with an accuracy of 0.2% by measuring the local density of protons from the water [5]. The velocity profiles can also be measured [19,20]. For all experiments, in order to avoid slip at the walls, sandpaper is glued on the walls; on the velocity profiles there is no observable slip.

The MRI velocity profiles reveal an important difference between suspensions that are density matched and those that are not (Fig. 1). The latter shows marked shear banding for the lowest  $\Omega$ , that is not present for the density-matched system. Since the shear stress varies in the Couette cell as  $\sigma(r) = \sigma(R_i)R_i^2/r^2$ , the transition between flow and no flow directly demarcates the yield stress [16]. Importantly, the experiments also indicate the existence of a critical shear rate: the velocity profile falls down abruptly to 0 with a slope different from 0 and the interface; i.e., there is a shear rate discontinuity between the sheared and the unsheared zone. This defines the critical shear rate  $\dot{\gamma}_c \approx (0.05 \pm 0.02) \text{ s}^{-1}$  below which no stable flow exists.

Our observations point out for the first time that a slight density mismatch has most probably been at the origin of all previous observations of yield stresses and shear banding in granular suspensions. Sedimentation or creaming may lead to the creation of a dense zone in which the particles are sufficiently densely packed that a yield stress emerges. This is confirmed by our direct MRI measurements of the density profiles of the density matched and mismatched systems (Fig. 2).

We observe that the density-matched system is perfectly homogeneous, but for  $\Delta\rho = 0.15 \text{ g} \cdot \text{cm}^{-3}$  there is significant creaming (under zero shear rate) with a velocity of the

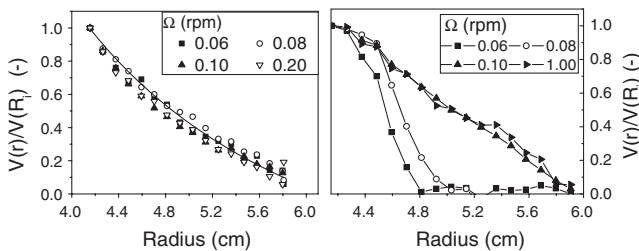


FIG. 1. Dimensionless velocity profiles for steady flows of a 60% suspension, at various rotational velocities  $\Omega$ . (a)  $\Delta\rho = 0$ ; the dashed line is the theoretical velocity profile for a Newtonian fluid. (b) With  $\Delta\rho = 0.15 \text{ g} \cdot \text{cm}^{-3}$ .

order of  $20 \mu\text{m/s}$ , leading to a material of 63% volume fraction.

In the absence of flow there are no other interactions between noncolloidal particles than contact interactions and the existence of a yield stress can only be ascribed to the formation of a jammed contact network: the yield stress emerges around  $\varphi = 63\%$ . This directly shows that gravity plays two roles: (i) it allows for the creation of this contact network thanks to the creaming of the system; (ii) it provides the normal forces that are necessary to stabilize the granular system. The latter observation solves the problem of the observation of yield stresses without apparent normal forces [4]: the latter were in fact present due to a slight density mismatch.

It turns out that when everything is flowing, the system becomes homogeneous again: there is shear-induced re-suspension of the particles [21] that creates normal forces that in turn lead to a particle flux opposed to that of creaming or sedimentation [6,9]. Therefore, in our system the yield stress and critical shear rate are closely related, and both find their origin in the gravitational forces. This provides a theoretical limit for the emergence of a yield stress, and also implies that shear banding appears when normal stresses generated by the flow can no longer balance gravity forces. In dense suspensions, the normal stresses are predicted to be of the same order of magnitude and to diverge like the viscous shear stresses as the volume fraction is increased [10]. The transition between the sheared and unsheared zone should then correspond to a simple balance between gravitational and viscous stresses:  $\eta\dot{\gamma} = \Delta\rho gR$  where  $\eta$  is the macroscopic viscosity of the suspension. Interestingly, this analysis predicts that the yield stress is accompanied by a shear-banding phenomenon *even in a homogeneous stress field*, i.e., a critical shear rate below which no flow is observed  $\dot{\gamma}_c = \Delta\rho gR/\eta$ , akin to what is observed for thixotropic gels [8,11]. The critical shear rate from the MRI is in very good agreement with the simple theory we provide above. With  $\eta = 1 \text{ Pa} \cdot \text{s}$ , the macroscopically measured viscosity of the paste, we find  $\dot{\gamma}_c = 0.03 \text{ s}^{-1}$ . Note, moreover, that (i) the predicted  $1/\eta$  scaling of  $\dot{\gamma}_c$  is in agreement with the findings of [4] who varied the interstitial liquid viscosity over 3 decades, and (ii) that by varying  $\Delta\rho$  we show that the  $\Delta\rho$  scaling is also

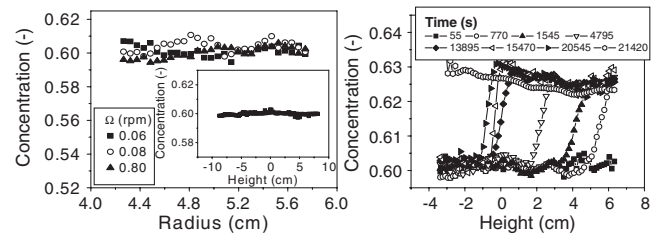


FIG. 2. (a) Radial concentration profile during flow for  $\Delta\rho = 0.15 \text{ g} \cdot \text{cm}^{-3}$ . Inset: Vertical concentration profile during flow for  $\Delta\rho = 0.0 \text{ g} \cdot \text{cm}^{-3}$ . (b) Time evolution of the concentration under zero shear for the  $\Delta\rho = 0.15 \text{ g} \cdot \text{cm}^{-3}$  suspension.

in agreement with the experimental results [Fig. 3(b)]. All these observations provide strong evidence that shear banding finds its origin in a competition between creaming and shear-induced resuspension. The mechanism we propose is reminiscent of the one that drives the onset of erosion of granular beds by water in rivers [13,21].

It also closely resembles what is observed for thixotropic gels [22]; for these there is a competition between gel formation at rest and destruction by flow that leads to thixotropy [11]. This is mostly due to attractive interactions that are the cause of gel formation and leads also to a critical shear rate below which shear banding is observed [8,11,17]. For the granular paste, the response is also thixotropic due to the competition between creaming and resuspension. It implies the existence of a bifurcation of the viscosity: the material abruptly passes from a low viscosity flowing state above a critical (yield) stress  $\sigma_c$  to a jammed state below  $\sigma_c$  [11,17]. We thus study the macroscopic shear rate in time when a constant stress is applied. In Fig. 3(a), we indeed observe the viscosity bifurcation: below a yield stress  $\sigma_c$  the viscosity diverges (the material stops flowing) while it tends towards a low finite value for stresses higher than  $\sigma_c$ ; the shear rate is then always higher than a critical value. The critical shear rate  $\dot{\gamma}_c \approx (0.13 \pm 0.07) \text{ s}^{-1}$  (error indicates reproducibility) measured here macroscopically is again consistent with the critical shear rate from the MRI.

The bifurcation stress then corresponds to the effective yield stress of the system, which consequently depends both on time and on the density difference. However, true jamming would pertain to the existence of a yield stress for infinite time and no density difference. We therefore plot the time and density dependence of the yield stress in Fig. 4. It follows, as expected from our considerations above, that  $\sigma_c^{t \rightarrow \infty} \propto \Delta\rho$ . This shows that the yield stress can actually be ascribed completely to the frictional behavior of the granular matrix under normal stresses due to gravity: once the material has settled down, there is a contact network which has a (granular) frictional behavior characterized by a friction coefficient  $\mu$ , the ratio of the shear stress to the normal stress. The (frictional) yield stress thus reads  $\mu\Delta\rho g z$ , leading to  $\sigma_c^{t \rightarrow \infty} = \frac{1}{2}\mu\Delta\rho g H$ , with  $H$  the height of the cylinder of the Couette geometry. In Fig. 4(a) we indeed find a straight line with a slope

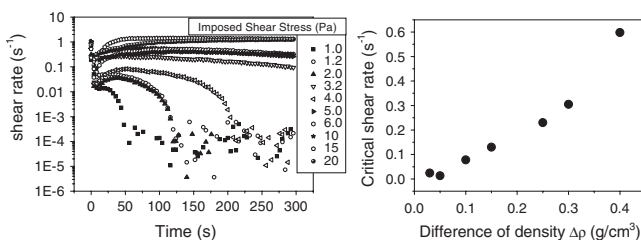


FIG. 3. (a) Temporal evolution of the shear rate for different applied shear stresses measured in a vane-cup Couette cell. in suspension with  $\Delta\rho = 0.15 \text{ g} \cdot \text{cm}^{-3}$ ; (b) critical shear rate as a function of  $\Delta\rho$ .

corresponding to  $\mu \approx 0.48$ . The time evolution of the macroscopic friction coefficient  $\mu$  is plotted in Fig. 4(b) from which it is evident that the friction is close to zero when the particles have had no time to sediment. This indicates that there are no frictional contacts between the particles: they are not touching. This ties in with recent work on the jamming transition, where a discontinuous jump from zero to a finite number of contacts happens at the jamming transition [23].

The surprising conclusion from Fig. 4 is therefore clearly that even a very dense suspension (60%) does not have a true yield stress and is therefore not jammed. This poses the question where the jamming transition actually is. To answer this question, suspensions of different volume fraction were prepared and subjected to a very low shear rate of  $0.005 \text{ s}^{-1}$ . The resulting stresses and strains were measured (Fig. 5). For concentrations up to 62.4%, the suspension flows freely: there is no yield stress. At or slightly above 62.7%, the suspensions have a yield stress: the stress levels are very high, and initially a linear stress-strain relation is observed, as for an elastic solid.

What is then the origin of the “true” yield stress for very dense suspensions? The most likely origin for the emergence of a yield stress for  $\Delta\rho = 0$  is the dilatant behavior of the granular material at high volume fractions. When the density of the granular material is high enough, it needs to dilate (Reynolds’ dilatancy) in order to flow; however this is not always possible due to confinement by the fluid [7]. The effect of confinement can be evaluated: the typical normal force exerted on the granular skeleton is due to surface tension and is thus here of order  $\gamma/R \approx 1000 \text{ Pa}$ , with  $\gamma \approx 20 \text{ mN m}^{-1}$  the surface tension of the suspending liquid. This would give a (frictional) yield stress of order 100 to 1000 Pa (depending on  $\mu$ ) in good agreement with the measured shear stresses of Fig. 5; in fact the plateau value of the stress at high strains is often taken as a good measure of the yield stress [17]. This simple picture predicts that the jamming transition in suspensions occurs at the critical state density. For almost frictionless ( $\mu < 0.01$ ) dry granular materials, this density was found to be  $62.5 \pm 0.5\%$  [24] in excellent agreement with the value found here. However, theoretically this density was re-

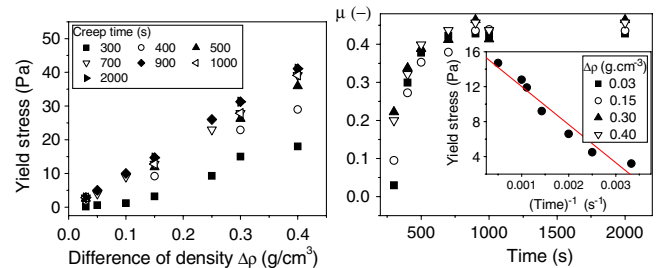


FIG. 4 (color online). (a) Evolution of the yield stress as a function the difference of density  $\Delta\rho$  and for different times. (b) Time evolution of the macroscopic friction coefficient  $\mu$  for different  $\Delta\rho$ . Inset: Yield stress vs  $1/\text{time}$  for  $\Delta\rho = 0.15 \text{ g} \cdot \text{cm}^{-3}$ .

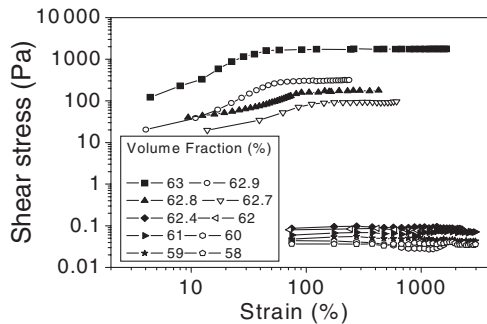


FIG. 5. Shear stress vs shear strain for various volume fractions.

cently found to be equal to 63.9% for frictionless grains [14], and decreases very quickly when the intergrain friction is increased [24]. From simulations [24], a 62.7% volume fraction would correspond to a very low intergrain friction coefficient  $\mu = 0.05$ , pointing out the important lubricating role of the interstitial fluid. More generally, for frictional granular systems, rigid packings can occur over a range of packing fractions, from random close packing (around 64%) to random loose packing (around 54%). The particular packing fraction achieved depends on the protocol used to prepare the packing [25]. It is therefore noteworthy is that the two very different protocols we use (creaming and direct preparation, Figs. 2(b) and 5) both lead (to within the experimental error) to the same volume fraction for which a yield stress emerges. We have no explanation for why this happens at very similar volume fractions.

In conclusion, we have shown that the competition between gravity and viscous stresses is at the origin of the development of a dynamic yield stress and of shear banding in granular suspensions at relatively low volume fractions. However, when the gravity forces play no role, we have shown that no yield stress is encountered until a volume fraction of  $62.7 \pm 0.3\%$ , that is significantly lower than the random close packing. The simple mechanism at play here for shear banding may be seen more generally as a competition between structuration and destructuration, a phenomenon which seems to be a hallmark of systems that exhibit shear banding [8,16–18]; our system may then be a good simple model system for tests of shear-banding pictures.

Interestingly, our results may also be connected to recent observations in hard-sphere colloidal glasses. It is generally assumed that the glass transition in these systems happens at a volume fraction of 58% [26]. However, recent experiments in space were not able to see a glass transition at all around these volume fractions [27], very similarly to what we see here for a system that is only different from the hard-sphere colloids in the sense that there is no Brownian motion. In addition, for hard-sphere colloids, recent experiments using confocal microscopy [27] report an accelerated aging under gravity that is very much compatible with the creaming or sedimentation observed here. It may thus

very well be that the true “jamming” (glass transition) point of colloidal hard spheres is close to the jamming point of noncolloidal hard spheres reported here.

LPS de l’ENS is UMR 8550 of the CNRS.

- [1] J. Duran, *Sands, Powders, and Grains—An Introduction to the Physics of Granular Materials* (Springer, New York, 2000).
- [2] P. Jop *et al.*, *Nature (London)* **441**, 727 (2006); D. M. Husband *et al.*, *J. Rheol.* **37**, 215 (1993).
- [3] C. Ancey and P. Coussot, *C.R. Acad. Sci. Paris, Ser. 4* **1**, 327, Série II b, 515 (1999).
- [4] D. Prasad and H. K. Kytömaa, *Int. J. Multiphase Flow* **21**, 775 (1995); N. Huang *et al.*, *Phys. Rev. Lett.* **94**, 028301 (2005).
- [5] G. Ovarlez *et al.*, *J. Rheol.* **50**, 259 (2006).
- [6] J. F. Brady and J. F. Morris, *J. Fluid Mech.* **348**, 103 (1997).
- [7] A. Fall *et al.*, *Phys. Rev. Lett.* **100**, 018301 (2008).
- [8] P. C. F. Møller *et al.*, *Phys. Rev. E* **77**, 041507 (2008).
- [9] I. E. Zarraga *et al.*, *J. Rheol.* **44**, 185 (2000).
- [10] J. F. Morris and F. Boulay, *J. Rheol.* **43**, 1213 (1999).
- [11] D. Bonn and M. Denn., *Science* **324**, 1401 (2009); M. Dennin, *J. Phys. Condens. Matter* **20**, 283103 (2008).
- [12] J. C. Géminard *et al.*, *Phys. Rev. E* **59**, 5881 (1999).
- [13] M. Ouriemi *et al.*, *Phys. Fluids* **19**, 061706 (2007).
- [14] P. E. Peyneau and J. N. Roux, *Phys. Rev. E* **78**, 011307 (2008); E. Somfai *et al.*, *Phys. Rev. E* **75**, 020301(R) (2007).
- [15] C. Barentin *et al.*, *Europhys. Lett.* **66**, 139 (2004).
- [16] P. Coussot *et al.*, *Phys. Rev. Lett.* **88**, 218301 (2002).
- [17] P. C. F. Møller *et al.*, *Soft Matter* **2**, 274 (2006).
- [18] G. Ovarlez *et al.*, *Rheol. Acta* **48**, 831 (2009).
- [19] D. Bonn *et al.*, *Annu. Rev. Fluid Mech.* (2008).
- [20] S. Rodts *et al.*, *C.R. Chim.* **7**, 275 (2004).
- [21] D. Leighton and A. Acrivos *Chem. Eng. Sci.* **41**, 1377 (1986); A. Acrivos, R. Mauri, and X. Fan, *Int. J. Multiphase Flow* **19**, 797 (1993); F. Charru and H. Mouilleron-Arnould, *J. Fluid Mech.* **452**, 303 (2002).
- [22] P. Coussot *et al.*, *J. Rheol.* **46**, 573 (2002); F. Da Cruz *et al.*, *Phys. Rev. E* **66**, 051305 (2002).
- [23] J. M. Schwarz, A. J. Liu, and L. Q. Chayes, *Europhys. Lett.* **73**, 560 (2006); D. M. Wood, *Soil Behaviour and Critical State Soil Mechanics* (Cambridge University Press, Cambridge, England, 1990).
- [24] G. Ovarlez and E. Clément, *Phys. Rev. E* **68**, 031302 (2003); S. Fazekas, J. Török, and J. Kertész *Phys. Rev. E* **75**, 011302 (2007); G. Y. Onoda and E. G. Liniger, *Phys. Rev. Lett.* **64**, 2727 (1990); W. van Megen *et al.*, *Phys. Rev. Lett.* **102**, 168301 (2009); C. O’Hern *et al.*, *Phys. Rev. Lett.* **88**, 075507 (2002).
- [25] M. Jerkins *et al.*, *Phys. Rev. Lett.* **101**, 018301 (2008); M. Schroter *et al.*, *Phys. Rev. E* **71**, 030301 (2005); C. Song, P. Wang, and H. Makse, *Nature (London)* **453**, 629 (2008); E. Somfai *et al.*, *Phys. Rev. E* **75**, 020301 (2007).
- [26] P. Pusey and W. Vanmegen, *Nature (London)* **320**, 340 (1986).
- [27] Jixiang Zhu *et al.*, *Nature (London)* **387**, 883 (1997); N. B. Simeonova and W. K. Kegel, *Phys. Rev. Lett.* **93**, 035701 (2004).