

**FINAL REPORT**  
**DESIGNING A RECIPE BOOK OF NEW VARIANT OF SNACKS FROM**  
**MORINGA LEAVES**



**This report is written to complete final report subject in English**  
**Department at**  
**State Polytechnic of Sriwijaya**

**By:**

**NENI SAZLINA**

**061730901305**

**ENGLISH DEPARTMENT**  
**STATE POLYTECHNIC OF SRIWIJAYA**

**2020**

**APPROVAL SHEET**  
**FINAL REPORT**  
**DESIGNING A RECIPE BOOK OF NEW VARIANT OF SNACKS FROM**  
**MORINGA LEAVES**




**By:**

**NENI SAZLINA**


**061730901305**

**Palembang, August 2020**

**Approved by, First Advisor**

  
**Dra. Tiur Simanjuntak, M.Ed.M.**  
**NIP. 196105071988032001**

**Second Advisor**

  
**Herman, S.Pd., M.Pd**  
**NIP. 197107012002121001**

**Acknowledged by,**  
**Head of English Department**

  
**Dr. Yusri, S.Pd., M.Pd**  
**NIP 197707052006041001**

**APPROVAL SHEET BY EXAMINERS**

**DESIGNING A RECIPE BOOK OF NEW VARIANT OF SNACKS FROM  
MORINGA LEAVES**

**FINAL REPORT**

**By:**

**Neni Sazlina  
061730901305**


**Approved by the Examiners Commitee**

**Munaja Rahma, S.Pd.,M.Pd  
NIP. 197405162002122001**

**Dr. Yusri, S.Pd.,M.Pd  
NIP. 197707052006041001**

**Koryati, S.Pd.,M.Pd  
NIP. 198108312005012003**

**Signature**

The image shows three horizontal lines representing signature lines. The top line has a handwritten signature. The middle line has a handwritten signature. The bottom line has a handwritten signature.

**STATE POLYTECHNIC OF SRIWIJAYA  
PALEMBANG**

**2020**

## **ABSTRACT**

### **DESIGNING A RECIPE BOOK OF NEW VARIANT OF SNACKS FROM MORINGA LEAVES**

---

(Neni Sazlina, 2020: 66 Pages)

This final report aims to know how to designing a recipe book of new variant of snacks from moringa leaves. The writer used R&D method modified by Sukmadinata (2005). This method consist of three steps, they are (1) Preliminary Study, (2) Model Development, (3) Final Product Testing Dissemination. The recipe book has 21 pages, those are consist of front cover, table of content, the recipe, example calculations for entrepreneurs, biography, and back cover. In a recipe book, the writer used English and Indonesian language.

Keyword: Recipe Book, Moringa Leaves

## **PREFACE**

First of all, the writer would like to thank Allah SWT for the blessing and mercy given to me so I could finish the last report on time. The writer is very grateful that I can accomplish the requirement of making the last report report entitled “Designing a recipe book of new variant of snacks from moringa leaves” to fill the needs of English Department Diploma III curriculum of State Polytechnic of Sriwijaya.

The writer would also like to thank all people who have supported me in writing and finishing this last report, may it be family, staffs and all friends in English Department at State Polytechnic of Sriwijaya, especially for Mrs. Dra Tiur Simanjuntak, M. Ed.M. and Mr. Herman, S.Pd., M.Pd , who has given me much advice and time to finish this report. I would also like to thank the experts who let me know about all the information and data related to final report.

Finally, there are still many insufficiencies in writing this report. Therefore, constructive criticisms and suggestions are expected. The writer expects that this report can give the benefits to other people who might need the information.

Palembang, August 2020

The writer

## ACKNOWLEDGEMENT

In this moment, the writer would like to express deep gratitude to the people for their advices. In this chance, the writer would like to thank to:

1. My God, Allah SWT for blessing me health to finish this last report.
2. Head of English Department Mr. Dr. Yusri, S.Pd., M.Pd who has given support to my last report.
3. My Advisor Mrs. Dra Tiur Simanjuntak, M. Ed.M. and Mr. Herman, S.Pd., M.Pd, thank you for the patience, corrections, suggestions, generosity and valuable guidance during the consultation to make my last report complete.
4. All of Experts who have given knowledge, information, support, and suggestions.
5. My beloved parents Agusmadi, Yusniar and families who always give me support and pray.
6. My beloved friends in 6BC Class in English Department especially Indira Karlina, Tri Ambarwati, Marsagita Sriwinda, Yolanda Sikta Miliarni, Putri Rahmadani, and Aldi Yoan Frezi.
7. My beloved HMJ members, especially my beloved PTKP division members Hani, Dwi, Lalak, Yoka, Satria, Aldi, and Ersal.

## **MOTO AND DEDICATION**

Moto:

"A great pleasure in life is doing what people say you cannot do."

~Nelson Mandela~

This final report is dedicated to:

Allah SWT

My beloved parents

My beloved brother and sisters

My beloved teachers

My beloved friends

My Amd Li degree

## TABLE OF CONTENT

<b>TITLE SHEET .....</b>	<b>i</b>
<b>APPROVAL SHEET .....</b>	<b>ii</b>
<b>ABSTRACT .....</b>	<b>iii</b>
<b>PREFACE.....</b>	<b>iv</b>
<b>ACKNOWLEDGEMENT .....</b>	<b>v</b>
<b>MOTO AND DEDICATION .....</b>	<b>vi</b>
<b>TABLE OF CONTENT .....</b>	<b>vii</b>
<b>CHAPTER 1</b>	
<b>1.1 Background.....</b>	<b>1</b>
<b>1.2 Problem Formulation.....</b>	<b>2</b>
<b>1.3 Problem Limitation.....</b>	<b>3</b>
<b>1.4 Research Purpose .....</b>	<b>3</b>
<b>1.5 Benefits.....</b>	<b>3</b>
<b>CHAPTER II</b>	
<b>2.1 The Definition of Food .....</b>	<b>4</b>
<b>2.2 Snack .....</b>	<b>5</b>
<b>2.3 Moringa Leaves .....</b>	<b>5</b>
<b>2.3.1 Moringa Leaves Flour.....</b>	<b>6</b>
<b>2.4 Recipe Book .....</b>	<b>7</b>
<b>2.4.1 Standard of Recipe.....</b>	<b>8</b>
<b>2.5 Design .....</b>	<b>8</b>
<b>2.5.1 Elements of Design .....</b>	<b>9</b>
<b>2.5.2 The Stages of Design Process .....</b>	<b>14</b>



**CHAPTER III**

**3.1 Method of Research ..... 16**  
**3.2 Participant of the Research ..... 21**  
**3.3 Techniques of Collecting Data ..... 21**  
**3.4 Techniques of Analyzing Data ..... 22**

**CHAPTER IV**

**4.1 Findings ..... 23**  
    **4.1.1 Preliminary Study ..... 23**  
    **4.1.2 Model Development ..... 35**  
    **4.1.3 Final Product Testing Dissemination ..... 50**  
**4.2 Discussions ..... 61**

**CHAPTER V**

**5.1 Conclusion..... 63**  
**5.2 Sugestions ..... 63**

## LIST OF PICTURE

<i>Picture 4.1 Front Cover</i> .....	25
<i>Picture 4.2 Table of Content</i> .....	26
<i>Picture 4.3 The First Page</i> .....	26
<i>Picture 4.4 The Second Page</i> .....	26
<i>Picture 4.5 The Third Page</i> .....	27
<i>Picture 4.6 The FourthPage</i> .....	27
<i>Picture 4.7 The Fifth Page</i> .....	28
<i>Picture 4.8 The Sixth Page</i> .....	28
<i>Picture 4.9 The Seventh Page</i> .....	29
<i>Picture 4.10 The Eighth Page</i> .....	29
<i>Picture 4.11 The Ninth Page</i> .....	30
<i>Picture 4.12 The Tenth Page</i> .....	30
<i>Picture 4.13 The Eleventh Page</i> .....	31
<i>Picture 4.14 The Twelfth Page</i> .....	31
<i>Picture 4.15 The Thirteenth Page</i> .....	32
<i>Picture 4.16 The Fourteenth Page</i> .....	32
<i>Picture 4.17 The Fifteenth Page</i> .....	33
<i>Picture 4.18 The Sixteenth Page</i> .....	33
<i>Picture 4.19 The Seventeenth Page</i> .....	34
<i>Picture 4.20 The Back Cover</i> .....	34
<i>Picture 4.21 The Recipe</i> .....	35
<i>Picture 4.22 The Recipe</i> .....	35
<i>Picture 4.23 The Eighteenth Page</i> .....	48
<i>Picture 4.24 The Back Cover</i> .....	49
<i>Picture 4.25 The Back Cover</i> .....	49

<i>Picture 4.26 The Front Cover Final Product.....</i>	<i>50</i>
<i>Picture 4.27 The Table of Content Final Product .....</i>	<i>51</i>
<i>Picture 4.28 The First Page Final Product .....</i>	<i>51</i>
<i>Picture 4.29 The Second Page Final Product.....</i>	<i>52</i>
<i>Picture 4.30 The Third Page Final Product .....</i>	<i>52</i>
<i>Picture 4.31 The Fourth Page Final Product.....</i>	<i>53</i>
<i>Picture 4.32 The Fifth Page Final Product .....</i>	<i>53</i>
<i>Picture 4.33 The Sixth Page Final Product .....</i>	<i>54</i>
<i>Picture 4.34 The Seventh Page Final Product.....</i>	<i>54</i>
<i>Picture 4.35 The Eighth Page Final Product.....</i>	<i>55</i>
<i>Picture 4.36 The Ninth Page Final Product .....</i>	<i>55</i>
<i>Picture 4.37 The Tenth Page Final Product.....</i>	<i>56</i>
<i>Picture 4.38 The Eleventh Page Final Product .....</i>	<i>56</i>
<i>Picture 4.39 The Twelfth Page Final Product .....</i>	<i>57</i>
<i>Picture 4.40 The Thirteenth Page Final Product .....</i>	<i>57</i>
<i>Picture 4.41 The Fourteenth Page Final Product .....</i>	<i>58</i>
<i>Picture 4.42 The Fifteenth Page Final Product.....</i>	<i>58</i>
<i>Picture 4.43 The Sixteenth Page Final Product.....</i>	<i>59</i>
<i>Picture 4.44 The Seventeenth Page Final Product.....</i>	<i>59</i>
<i>Picture 4.45 The Eighteenth Page Final Product.....</i>	<i>60</i>
<i>Picture 4.46 The Back Cover Final Product.....</i>	<i>60</i>