

Illinois State University ISU ReD: Research and eData

Faculty Publications – Biological Sciences

Biological Sciences


5-1-2008

Detritus type alters the outcome of interspecific competition between *Aedes aegypti* and *Aedes albopictus* (Diptera : Culicidae)

Ebony G. Murrell
Illinois State University

Steven A. Juliano
Illinois State University

Follow this and additional works at: <http://ir.library.illinoisstate.edu/fpbiosci>

 Part of the [Biochemistry, Biophysics, and Structural Biology Commons](#), [Biology Commons](#), [Ecology and Evolutionary Biology Commons](#), and the [Entomology Commons](#)

Recommended Citation

Murrell, Ebony G. and Juliano, Steven A., "Detritus type alters the outcome of interspecific competition between *Aedes aegypti* and *Aedes albopictus* (Diptera : Culicidae)" (2008). *Faculty Publications – Biological Sciences*. Paper 12.
<http://ir.library.illinoisstate.edu/fpbiosci/12>

This Article is brought to you for free and open access by the Biological Sciences at ISU ReD: Research and eData. It has been accepted for inclusion in Faculty Publications – Biological Sciences by an authorized administrator of ISU ReD: Research and eData. For more information, please contact ISUREd@ilstu.edu.

Detritus Type Alters the Outcome of Interspecific Competition Between *Aedes aegypti* and *Aedes albopictus* (Diptera: Culicidae)

Author(s): Ebony G. Murrell and Steven A. Juliano

Source: Journal of Medical Entomology, 45(3):375-383. 2008.

Published By: Entomological Society of America

DOI: [http://dx.doi.org/10.1603/0022-2585\(2008\)45\[375:DTATOO\]2.0.CO;2](http://dx.doi.org/10.1603/0022-2585(2008)45[375:DTATOO]2.0.CO;2)

URL: [http://www.bioone.org/doi/](http://www.bioone.org/doi/full/10.1603/0022-2585%282008%2945%5B375%3ADTATOO%5D2.0.CO%3B2)

[full/10.1603/0022-2585%282008%2945%5B375%3ADTATOO%5D2.0.CO%3B2](http://www.bioone.org/doi/full/10.1603/0022-2585%282008%2945%5B375%3ADTATOO%5D2.0.CO%3B2)

BioOne (www.bioone.org) is a nonprofit, online aggregation of core research in the biological, ecological, and environmental sciences. BioOne provides a sustainable online platform for over 170 journals and books published by nonprofit societies, associations, museums, institutions, and presses.

Your use of this PDF, the BioOne Web site, and all posted and associated content indicates your acceptance of BioOne's Terms of Use, available at www.bioone.org/page/terms_of_use.

Usage of BioOne content is strictly limited to personal, educational, and non-commercial use. Commercial inquiries or rights and permissions requests should be directed to the individual publisher as copyright holder.

Detritus Type Alters the Outcome of Interspecific Competition Between *Aedes aegypti* and *Aedes albopictus* (Diptera: Culicidae)

EBONY G. MURRELL¹ AND STEVEN A. JULIANO

Department of Biological Sciences, Illinois State University, Campus Box 4120, Normal, IL 61790

J. Med. Entomol. 45(3): 375–383 (2008)

ABSTRACT Many studies of interspecific competition between *Aedes albopictus* (Skuse) and *Aedes aegypti* (L.) (Diptera: Culicidae) larvae show that *Ae. albopictus* are superior resource competitors to *Ae. aegypti*. Single-species studies indicate that growth and survival of *Ae. albopictus* and *Ae. aegypti* larvae are affected by the type of detritus present in containers, which presumably affects the amount and quality of microorganisms that the mosquito larvae consume. We tested whether different detritus types alter the intensity of larval competition by raising 10 different density/species combinations of *Ae. albopictus* and *Ae. aegypti* larvae under standard laboratory conditions, with one of four detritus types (oak, pine, grass, or insect) provided as a nutrient base. Intraspecific competitive effects on survival were present with all detritus types. *Ae. albopictus* survivorship was unaffected by interspecific competition in all treatments. Negative interspecific effects on *Ae. aegypti* survivorship were present with three of four detritus types, but absent with grass. Estimated finite rate of increase (λ') was lower with pine detritus than with any other detritus type for both species. Furthermore, *Ae. aegypti* λ' was negatively affected by high interspecific density in all detritus types except grass. Thus, our experiment confirms competitive asymmetry in favor of *Ae. albopictus* with oak, pine, or insect detritus, but also demonstrates that certain detritus types may eliminate interspecific competition among the larvae of these species, which may allow for stable coexistence. Such variation in competitive outcome with detritus type may help to account for observed patterns of coexistence/exclusion of *Ae. albopictus* and *Ae. aegypti* in the field.

KEY WORDS Culicidae, *Aedes aegypti*, *Aedes albopictus*, condition-specific competition, artificial containers

Interspecific resource competition can be a major determinant of species distributions and ultimately community structure (Connell 1983, Schoener 1983). Often, interspecific resource competition is asymmetrical, which is expected to lead to the competitive exclusion of the species that is more negatively affected by interspecific competition (Lawton and Hassell 1981, Schoener 1983, Vandermeer and Goldberg 2003). However, in some cases, environmental factors may alter the presence or severity of interspecific competition. At the population level, this alteration of competitive effects may reduce asymmetry, or reverse competitive advantage, yielding, respectively, stable coexistence or even a reversal of competitive advantage (Welden and Slauson 1986, Dunson and Travis 1991, Taniguchi and Nakano 2000, Costanzo et al. 2005). This effect is referred to as “condition-specific competition,” and it seems to be an important phenomenon in some systems, affecting competitor coexistence, (Taniguchi and Nakano 2000) or local variation in the success and impact of invasive species (Facon et al. 2004, Costanzo et al. 2005, Thomas and

Holway 2005). Most investigations of condition-specific competition have focused on differences in the physical variables that affect competitive interactions (Dunson and Travis 1991, Taniguchi and Nakano 2000, Holway et al. 2002, Facon et al. 2004, Costanzo et al. 2005, Thomas and Holway 2005). Despite its basic and potential practical importance, we know relatively little about the prevalence of condition-specific competition.

A good model system for investigating condition-specific competition is the interaction between two invasive mosquitoes, *Aedes albopictus* (Skuse) and *Aedes aegypti* (L.). *Ae. albopictus* (Diptera: Culicidae) was introduced into Florida in the 1980s, and within a decade had established populations throughout the state (O'Meara et al. 1995). Its spread throughout Florida (Hornby et al. 1994, O'Meara et al. 1995) and southern North America (Hobbs et al. 1991, Mekuria and Hyatt 1995) coincided with the decline of *Aedes aegypti*, which has inhabited southeastern United States since colonial times (Christophers 1960, Lounibos 2002). Larvae of both species occur in water-filled artificial containers and filter-feed on microorganisms (Juliano et al. 2004, Walker et al. 1996, Merritt et al.

¹ Corresponding author, e-mail: egmurre@ilstu.edu.

1992), making interspecific resource competition among larvae possible. Laboratory and field studies also indicate that under most conditions *Ae. albopictus* is the superior competitor (Barrera 1996, Juliano 1998, Daugherty et al. 2000, Braks et al. 2004, Yee et al. 2004), which is consistent with the relative dominance of *Ae. albopictus* at many Florida sites. Despite this, there are some areas where *Ae. aegypti* and *Ae. albopictus* coexist, and in a few areas *Ae. aegypti* remains dominant and *Ae. albopictus* has been unable to establish resident populations (O'Meara et al. 1995, Juliano et al. 2004).

The mechanisms producing coexistence of these species at some sites and *Ae. aegypti* extinction at other sites are unknown. Experiments have shown how a variety of environmental factors may affect the spread of *Ae. albopictus* (Alto and Juliano 2001a,b), and the pattern of coexistence or exclusion of *Ae. aegypti* and *Ae. albopictus* in Florida (Juliano et al. 2002, Costanzo et al. 2005). Condition-specific competition has been documented for one physical variable (container drying due to drought) in this system (Costanzo et al. 2005). One environmental factor that has received relatively little investigation concerning its effects on competition among mosquitoes is the type of detritus present in containers (Daugherty et al. 2000, Yee et al. 2007a). Different types of detritus support different quantities (and possibly different species) of microorganisms (Walker et al. 1991, Yee and Juliano 2006), which could in turn affect the quantity or quality of food available for mosquito larvae. Differential feeding of mosquito species on microorganism species, or an overabundance of microorganisms available to both species, could lead to elimination or reversal of interspecific competitive advantage between mosquito species, allowing regional coexistence of the two species (Yee et al. 2007a).

Differences in food quality of different detritus types for mosquito larvae have been shown by Daugherty et al. (2000) and Barrera (1996), who demonstrated that larvae raised with animal detritus develop faster and attain larger adult body mass than do larvae raised with plant detritus. Larvae raised with rapidly decaying plant detritus have faster development and larger adult body mass than do larvae raised with slow-decaying plant detritus (Fish and Carpenter 1982, Dieng et al. 2002). Daugherty et al. (2000) showed that addition of insect carcasses to containers primarily based on leaf detritus could eliminate interspecific competition between *Ae. Albopictus* and *Ae. aegypti*.

As part of our investigations of the sources of variation in the outcome of competition among these invasive container mosquitoes, we conducted a laboratory experiment on the effects of different detritus types on competition and its population level outcome for *Ae. aegypti* and *Ae. albopictus*. Four types of detritus were tested across different density combinations of *Ae. aegypti* and *Ae. albopictus*. We hypothesized that detritus type would alter the presence or outcome of interspecific competition, and thus could contribute to observed pattern of coexistence or ex-

clusion in Florida. We expected that reductions of population growth, survival, development, or mass gain due to interspecific competition would be more extreme for *Ae. aegypti* than for *Ae. albopictus* in most detritus types. However, we also expected that detritus types that decay rapidly (grass and insect detritus) would reduce or eliminate interspecific competitive effects or reverse competitive asymmetry between these species.

Materials and Methods

Container Setup. Forty different treatments were established for this experiment, with three replicates per treatment (120 containers). Each treatment included one of four detritus types—senescent live oak (*Quercus virginiana* Mill.) leaves; senescent slash pine (*Pinus elliotti* Engelm.) needles; fresh grass clippings (*Zoysia* sp.); and insects, consisting of a 50:50 mix, by mass, of *Drosophila* and crickets (*Grylloides sigillatus*)—and one of 10 different density combinations of *Ae. albopictus*: *Ae. aegypti* (0:10, 0:20, 0:40, 10:10, 20:20, 10:30, 30:10, 40:0, 20:0, and 10:0), thus testing both intraspecific and interspecific competition at low, medium, and high densities. Larvae were added as first instars, synchronously hatched in 0.44 g/liter nutrient broth. Detritus types for this experiment were chosen based on the types of detritus commonly found in Florida cemetery vases (S.A.J., unpublished data). With the exception of insect detritus, which was obtained from laboratory colonies, all detritus we used was collected from the Florida Medical Entomology Laboratory, Vero Beach, FL, and it was pesticide-free. *Ae. aegypti* larvae were from a laboratory colony (generation unknown) originally collected in south Florida. The *Ae. albopictus* larvae were from an F₂ generation colony originally collected at Indrio Rd., Ft. Pierce, FL, and Myakka State Park, Florida.

Each container received 350 ml of deionized (DI) water, 100 μ l of microbial inoculum of tree hole water collected from Parklands Merwin Preserve, north of Normal, IL, and either 0.5 ± 0.003 g plant detritus or 0.05 ± 0.003 g insect detritus. A lower amount of insect detritus was used because preliminary data indicated that more animal material resulted in fouling of the water and toxicity to larvae. Containers were supplemented with the same amounts of detritus on days 14, 28, and 49 to maintain larval food supply, and DI water was added as needed to maintain the initial volume. The containers were randomized and held in an environmental chamber at 28°C on a photoperiod of 14:10 (L:D) cycle. When the containers had been established for 4 d (day 0 of the experiment), we added *Ae. albopictus* and *Ae. aegypti* larvae (24 h old) to the containers in the ratios listed above.

Pupae were removed daily and placed in individual vials for eclosion. Eclosed adults were sexed; identified to species; and their date of eclosion, dry mass, and wing lengths of females were recorded. We ended the experiment on day 65, when we collected and identified remaining larvae. Pupae collected on day 65 were allowed to eclose, and they were included in the

Table 1. ANOVA and pairwise comparisons for effects of detritus types on tannins

Source	Comparison	df	F value	Pr > F
Detritus	Grass vs. insect	3	73.27	<0.0001
	Oak vs. pine	1	74.27	<0.0001
	Grass vs. oak	1	126.50	<0.0001
	Grass vs. pine	1	19.44	0.0001
	Insect vs. oak	1	46.76	<0.0001
	Insect vs. pine	1	169.59	<0.0001
	Insect vs. pine	1	3.15	0.0853
Error		32		

Significant effects and pairwise comparisons are in bold.

adult data set. Once the experiment ended, we calculated survivorship to adulthood for each species in each container.

Population Growth. We estimated the finite rate of increase (λ') for each species in each container by first calculating the estimated instantaneous rate of increase (r' ; Livdahl and Sugihara 1984):

$$r' = \frac{\ln \left[\frac{1/N_0 \sum_x A_x f(w_x)}{\sum_x x A_x f(w_x) / \sum_x A_x f(w_x)} \right]}{D}$$

where N_0 is the initial number of females per container (assumed to be 50% of the larvae); A_x is the number of females eclosing on day x ; and $f(w_x)$ is a function describing size dependent fecundity for each species, estimated from the mean wing length on day x , w_x , of female mosquitoes (Livdahl and Sugihara 1984, Juliano 1998). The function for *Ae. aegypti* was $f(w_x) = 2.50 w_x - 8.616$, where w_x is the cube of wing length (millimeters) (Briegel 1990). The function for *Ae. albopictus* was $f(w_x) = -121.240 + 78.02 w_x$, where w_x is wing length (millimeters) (Lounibos et al. 2002). Finite rate of increase was then estimated from r' as: $\lambda' = \exp(r')$. For cohort studies like this, λ' is estimable even if there are no surviving females ($\lambda' = 0$), whereas in that circumstance r' is not estimable (Juliano 1998).

Tannins. In addition to the 120 containers of detritus and mosquitoes larvae, we also established a set of nine containers for each detritus type that did not contain larvae. These containers were used to measure decay rate, tannin concentration, and microbial growth rate for each detritus type. Tannin concentrations >100 mg/liter can reduce mosquito growth (Sota 1993), and we expected major differences in tannin content among types.

One day before addition of mosquitoes, we collected 10 ml of water from each of the 36 containers that did not receive mosquitoes. These water samples were analyzed for tannins (milligrams per liter) by using a Hach D800 meter and its Hach tannin test kit (Hach, Loveland, CO).

Microbial Growth. On days 0, 4, and 7, we collected two 1-ml samples from each of the 36 containers that did not receive mosquitoes. We used these samples to

Table 2. ANOVA results for proportion decay of detritus at three time periods: 7, 14, and 21 d

Source	df	F value	Pr > F
Detritus	3	5652.47	<0.0001
Day	2	14.25	<0.0001
Detritus \times day	6	6.16	0.0005
Error	24		

Detritus data was square root transformed. Significant P values are in bold.

quantify microbial growth using the method of leucine incorporation described by Yee et al. (2007a). Tritiated leucine was added to each sample at a concentration of 25 nM. After the samples were incubated for 30 min, 100% trichloroacetic acid was added to each sample (5% final concentration) to halt leucine incorporation (Yee et al. 2007a). We randomly collected one additional 1-ml sample from two of the 36 containers, and we added trichloroacetic acid to these samples to measure baseline radiation levels of aquatic microorganisms, before the addition of radioactive leucine. All killed samples were then centrifuged, rinsed, and analyzed via liquid scintillation, by using a Beckman LS 6500 scintillation counter (Beckman Coulter, Fullerton, CA). This procedure measures the leucine incorporation into microbial biomass, which quantifies microbial growth (Kirchman 2001).

Detritus Decay Rate. On days 7, 14, and 21, we destructively sampled three containers of each detritus type that received no mosquitoes. We used a 106- μ m sieve to remove remaining detritus from each container, dried the detritus at 50°C for at least 24 h, and recorded its dry mass.

Analyses. For each species we analyzed survivorship and sex-specific mean adult mass and median days to eclosion (collectively "performance variables") by using a linear model (PROC GLM, SAS 9.1), with numbers of *Ae. aegypti* and *Ae. albopictus* as continuous variables and detritus type as a class variable. We tested among detritus types for equality of slopes of performance variables versus numbers of the two *Aedes* species. If detritus type altered the competitive effect of these species on one another or on themselves, we expected that slopes would differ among detritus types, yielding a significant mosquito density \times detritus type interaction. We used factorial

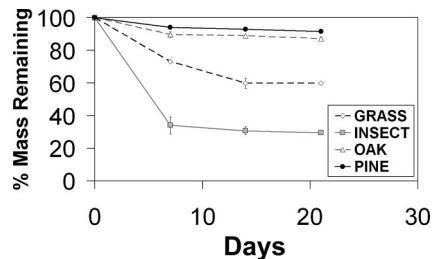


Fig. 1. Decay of different detritus types over time. Values plotted are means \pm SE. Absence of error bars indicates that SE was too small to show. Statistical results in Table 2.

Table 3. Repeated-measures MANOVA results for leucine incorporation

Source	Pillai's trace (F)	df	Pr > F	Standardized canonical coefficients		
				Day 7	Day 14	Day 21
				Detritus type	5.64	9,96
Insect vs. all vegetation	7.00	3,30	0.0010	2.03	0.04	0.90
Grass vs. all tree detritus	71.83	3,30	<0.0001	-2.01	2.45	-0.77
Oak vs. pine	1.35	3,30	0.2781			
Time	79.59	2,31	<0.0001		1.56	-0.93
Time × detritus type	4.06	6,64	0.0016		1.58	-0.69

Data were square root transformed for analysis. Significant P values are in bold.

analysis of variance (ANOVA) to test effects of *Ae. albopictus*: *Ae. aegypti* density combinations on λ' (which was clearly nonlinearly related to densities), and to test for treatment effects on decay rate and tannin concentrations. The effect of detritus type on leucine incorporation rate was analyzed using repeated-measures multivariate analysis of variance (MANOVA) (Scheiner 2001, von Ende 2001). We arcsine square-root-transformed proportions surviving and log transformed mass and time data to meet assumptions of normality and homogeneity of variances. For λ' , data did not meet the assumption of normality, and we also tested for effects using a randomization ANOVA (RT 2.1; Manly 1991). Randomization ANOVA yielded the same significant effects as the parametric ANOVA, hence we report only the parametric results.

Results

Tannins, Decay Rate, and Microbial Growth. Tannin concentrations differed significantly among detritus types (Table 1). All detritus types were significantly different from one another, except for pine and insect. Tannins were highest in oak (15.2 mg/liter) and lowest in insect (1.19 mg/liter). Decay rate also differed significantly among detritus types at three times (Table 2), with insect detritus having the great-

Table 4. Linear model results for mean *Ae. aegypti* and *Ae. albopictus* survival (arcsine-square root transformed)

Source	<i>Ae. aegypti</i>			<i>Ae. albopictus</i>		
	df	F value	Pr > F	df	F value	Pr > F
Detritus	3	5.11	0.0030	3	3.65	0.0167
<i>albopictus</i>	1	32.10	<0.0001	1	15.11	0.0002
<i>aegypti</i>	1	52.80	<0.0001	1	0.51	0.4789
<i>albopictus</i> × detritus	3	4.78	0.0044	3	1.41	0.2485
<i>aegypti</i> × detritus	3	0.50	0.6855	3	0.92	0.4375
Error	67			69		

Significant effects are in bold.

est percentage of decay, followed by grass (Fig. 1). Oak and pine had low decay, and they were not significantly different from one another. Leucine incorporation differed significantly among detritus types (Table 3). Grass had the highest leucine incorporation, followed by insect. Oak and pine had the lowest incorporation, and they were not significantly different from one another (Fig. 2).

Mosquito Data. Survivorship for both species differed significantly among detritus types and was negatively affected by conspecific density (Table 4). In addition, there was a significant interaction between heterospecific density and detritus type for *Ae. aegypti* survivorship, indicating that the impact of interspecific competition differed with detritus type. Heterospecific (*Ae. albopictus*) density had a significant and negative effect on *Ae. aegypti* survivorship with pine, oak, and insect detritus, but with grass detritus, survivorship was not significantly affected by *Ae. albopictus* density (Fig. 3).

Developmental time (Table 5) and mass (Table 6) in both species and sexes were significantly affected by both con- and heterospecific densities. Time to eclosion increased significantly and adult mass decreased significantly as larval densities increased. There was a significant interaction of heterospecific density and detritus type for female *Ae. albopictus* developmental time (Table 5; Fig. 5). Development to adulthood of *Ae. albopictus* females was less affected by heterospecific density with pine detritus than with other detritus

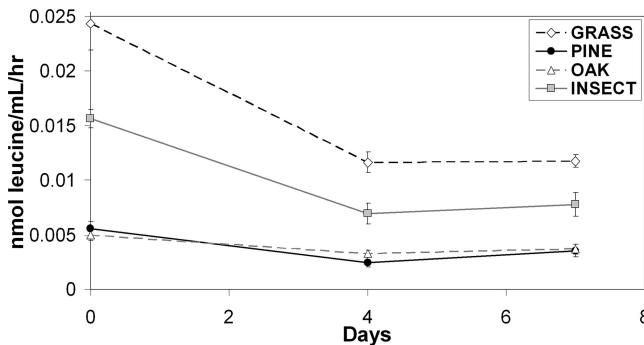


Fig. 2. Leucine incorporation (mean ± SE) measured at three times for each detritus type. Statistical results in Table 3.

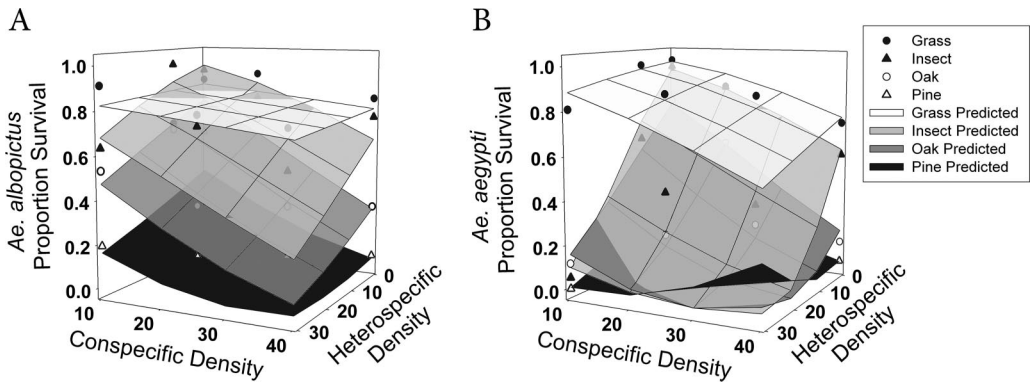


Fig. 3. Mean proportion survival, by detritus type, of *Ae. aegypti* (A) and *Ae. albopictus* (B) as affected by both conspecific and heterospecific densities. Scatter plots represent back-transformed means for each detritus type and surfaces represent predicted model values for each detritus type. Note that appearance of nonlinearity of both scatter plot and surfaces are products of back-transformation.

types (Fig. 5B). Also, male *Ae. albopictus* developmental time showed significant interaction effects between both hetero- and conspecific density and detritus type (Table 5), with larval densities having a greater effect on male *Ae. albopictus* development with pine and insect detritus than with grass and oak detritus (Fig. 5D). There was no interaction for *Ae. aegypti* males (Fig. 5C). Female masses yielded no significant interactions (Table 6; Fig. 4, A and B). In contrast, male *Ae. albopictus* masses showed a significant interaction between heterospecific density and detritus type (Table 6), with male adult mass of *Ae. albopictus* more affected by *Ae. aegypti* density with oak than with other detritus types (Fig. 4D).

Estimated finite rate of increase (λ') of both species was significantly affected by species density combination and detritus type (Table 7). *Ae. aegypti* showed a significant interaction between combination and detritus type. Specifically, grass detritus yielded significantly higher λ' for *Ae. aegypti* than did all other

detritus types at the 30:10 *Ae. albopictus*:*Ae. aegypti* combination (i.e., with high interspecific density), pine yielded significantly lower λ' than did grass at 0:40 combination, and pine also yielded significantly lower λ' than all other detritus types at 10:30 and 20:20 combinations (Fig. 6A). For *Ae. albopictus*, λ' was significantly lower in pine than in all other detritus types, and lower at the 10:10 combination than at all others (Fig. 6B).

Discussion

It is clear from these data that detritus types not only affect mosquito performance and population growth but also can affect the outcome of competition. The patterns of impacts of larval density on survival and λ' are consistent when compared with the microbial growth and decay rate data across detritus types. Survival and λ' values for both species were greater with detritus types that had greater decay rates and micro-

Table 5. Linear model results for log₁₀-transformed median days to eclosion for each species/sex

Sex	Source	<i>Ae. aegypti</i>			<i>Ae. albopictus</i>		
		df	F value	Pr > F	df	F value	Pr > F
Female	Detritus	3	37.60	<0.0001	3	22.23	<0.0001
	<i>albopictus</i>	1	13.60	0.0005	1	91.56	<0.0001
	<i>aegypti</i>	1	40.19	<0.0001	1	65.12	<0.0001
	<i>albopictus</i> × detritus	3	0.14	0.9365	3	1.78	0.1607
	<i>aegypti</i> × detritus	3	1.63	0.1942	3	5.33	0.0025
	Error	41		46			
Male	Detritus	3	40.58	<0.0001	3	12.94	<0.0001
	<i>albopictus</i>	1	26.54	<0.0001	1	43.57	<0.0001
	<i>aegypti</i>	1	41.43	<0.0001	1	18.33	<0.0001
	<i>albopictus</i> × detritus	3	1.05	0.3785	3	4.60	0.0055
	<i>aegypti</i> × detritus	3	2.44	0.0734	3	5.02	0.0034
	Error	44		49			

Significant effects are in bold.

Table 6. Linear model results for log₁₀-transformed mean mass for each species/sex

Sex	Source	<i>Ae. aegypti</i>			<i>Ae. albopictus</i>		
		df	F value	Pr > F	df	F value	Pr > F
Female	Detritus	3	5.94	0.0014	3	2.89	0.0426
	<i>albopictus</i>	1	5.84	0.0192	1	4.20	0.0446
	<i>aegypti</i>	1	10.99	0.0017	1	4.94	0.0299
	<i>albopictus</i> × detritus	3	0.83	0.4838	3	0.04	0.9877
	<i>aegypti</i> × detritus	3	0.30	0.8275	3	1.59	0.2011
	Error	41		46			
Male	Detritus	3	11.48	<0.0001	3	25.28	<0.0001
	<i>albopictus</i>	1	4.49	0.0382	1	26.84	<0.0001
	<i>aegypti</i>	1	8.04	0.0063	1	38.84	<0.0001
	<i>albopictus</i> × detritus	3	2.09	0.1115	3	2.60	0.0594
	<i>aegypti</i> × detritus	3	0.16	0.9258	3	4.70	0.0049
	Error	44		49			

Significant effects are in bold.

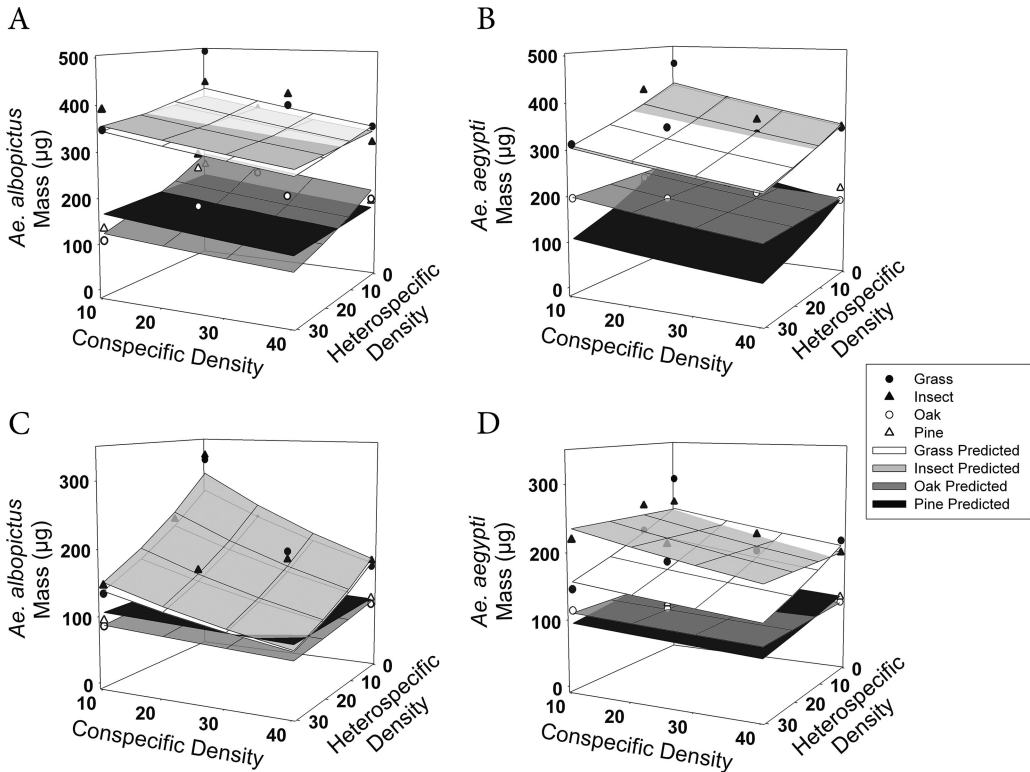


Fig. 4. Mean mass, by detritus type, of adult females (A and B) and males (C and D) of each species, as affected by conspecific and heterospecific densities. As in Fig. 3, scatter plots represent back-transformed means and surfaces represent predicted model values. Appearance of nonlinearity is a product of back transformation of data.

bial growth (e.g., grass and insect), and lower with detritus types that had slower decay and microbial growth (e.g., oak and pine). These results suggest that larval survival and λ' are directly related to the amount of available food (microorganisms, as suggested by the microbial growth data) each detritus type supports. These data are consistent with previous laboratory studies of effects of detritus types on mosquito performance (Fish and Carpenter 1982, Walker et al. 1991, Yee and Juliano 2006).

Both the survival and λ' data support our hypothesis that detritus type can alter the outcome of interspecific competition. The strong negative effect of interspecific competition on *Ae. aegypti* survival with insect, oak, and pine detritus, with *Ae. albopictus* simultaneously unaffected by interspecific competition, implies strong competitive asymmetry with *Ae. albopictus* the superior competitor with those substrates, which is also consistent with previous studies (Barrera 1996, Juliano 1998, Daugherty et al. 2000, Yee et al. 2004). This competitive asymmetry would be expected to lead to competitive exclusion of *Ae. aegypti*. However, with grass detritus, neither species' survival was affected by interspecific competition, although intraspecific competition was still evident. Weak interspecific competition along with significant intraspecific competition is consistent with stable coexistence of these two species being possible in con-

tainers dominated by grass detritus, as each species' population would be regulated by its own density rather than the density of the other species (Vandermeer and Goldberg 2003). This change from *Ae. albopictus* dominance to potential coexistence depending on the detritus type could help to explain how these species continue to coexist at some sites in Florida, despite the frequently observed competitive superiority of *Ae. albopictus* (Barrera 1996, Juliano 1998, Braks et al. 2004). Geographic variation in the mix of detritus types available may affect the outcome of competition, leading to coexistence at some sites and exclusion at others. Sites where coexistence occurs, which are predominantly urban areas of South Florida (O'Meara et al. 1995; S.A.J., unpublished data), would be predicted to have a greater relative abundance of high-quality detritus (e.g., grass), whereas sites dominated by *Ae. albopictus* would be predicted to have a greater relative abundance of lower quality detritus types (e.g., oak leaves and pine needles).

How may grass as a detritus source yield no interspecific competition but still yield significant intraspecific competition? We cannot answer this question based on this experiment, but we offer a hypothesis: besides producing greater microbial growth (as indicated by leucine incorporation), grass as a resource may yield a greater diversity of microbial types (both taxonomic groups and functional groups), and this

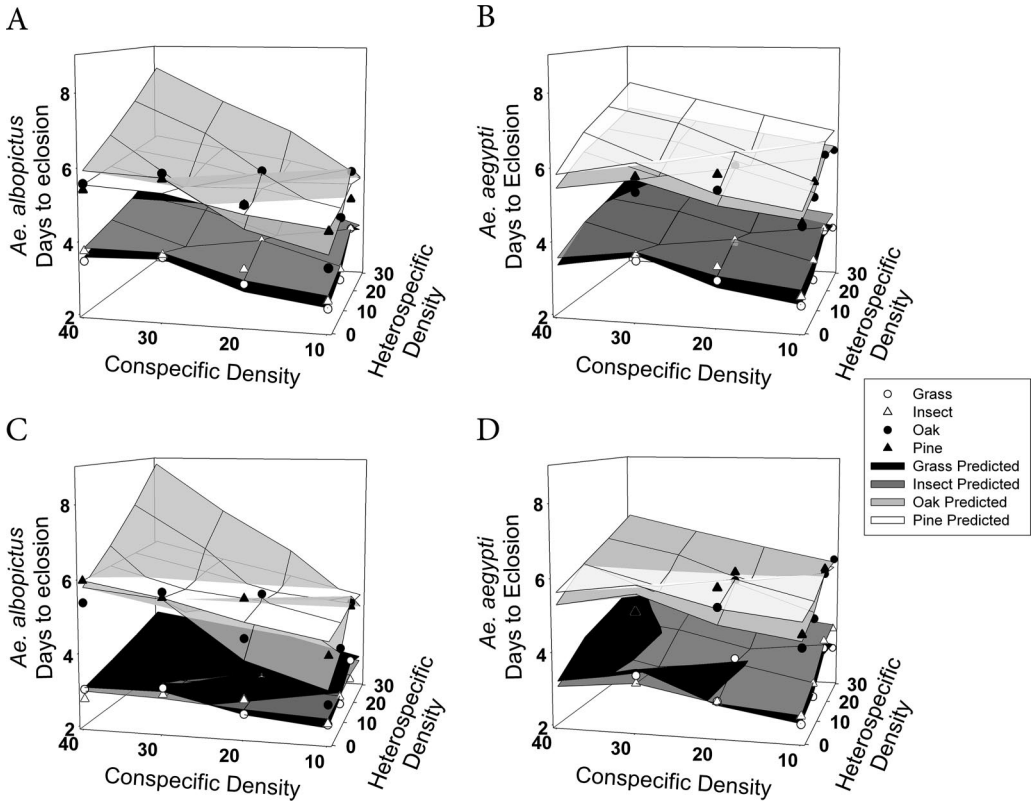


Fig. 5. Median days to eclosion, by detritus type, of adult females (A and B) and males (C and D) of each species, as affected by conspecific and heterospecific densities. As in Fig. 3, scatter plots represent back-transformed means and surfaces represent predicted model values. Apparent nonlinearity is a product of back-transformation of data. Note that colors for this graph have been reversed to better display all detritus types.

diversity may allow these species to specialize on certain classes of microorganisms. Yee et al. (2004) documented significant interspecific differences in foraging behaviors, with *Ae. albopictus* directing more foraging at detritus surfaces and *Ae. aegypti* spending more time at the wall and bottom. Under the right environmental circumstances (high microbial abundance and diversity), these differences in foraging behavior may result in differential use of microbial resources, sufficient food for *Ae. aegypti* (the poorer competitor in many circumstances) and thus reduced interspecific competition. Several other studies suggest that rich, rapidly decaying detritus (usually animal material) can reduce the competitive disadvan-

tage of *Ae. aegypti* (Barrera 1996, Daugherty et al. 2000, Alto et al. 2005). To test this hypothesis, we need data on the diversity of microorganisms associated with grass as a detritus source.

Mass and developmental time of both species showed similar responses to detritus types. This suggests competitive symmetry of the two species for effects on these variables, contrary to our original predictions. However, the profound asymmetry of effects on survival seems to be more important as a determinant of overall population performance (λ'). The most consistent and most notable difference between the species is that development time of *Ae. albopictus* is less affected by interspecific densities in pine detritus than with other detritus types. This response could be in part a result of high mortality of *Ae. aegypti* with pine detritus (Fig. 3); severe reduction or elimination of *Ae. aegypti* from high-density pine treatments would alleviate negative interspecific effects on *Ae. albopictus*, producing the significant interaction effect observed. This asymmetric response in development with pine detritus could provide another mechanism by which *Ae. albopictus* is competitively superior to *Ae. aegypti*. However, because survivorship and λ' for both species with pine detritus were very low, it is more likely that this competitive asymmetry serves

Table 7. ANOVA results for λ' for each species

Source	<i>Ae. aegypti</i>			<i>Ae. albopictus</i>		
	df	F value	Pr > F	df	F value	Pr > F
Detritus	3	30.49	<0.0001	3	13.97	<0.0001
Combination	6	10.62	<0.0001	6	3.47	0.0056
Detritus × combination	18	2.92	0.0012	18	1.07	0.4046
Error	55			55		

Significant effects are in bold.

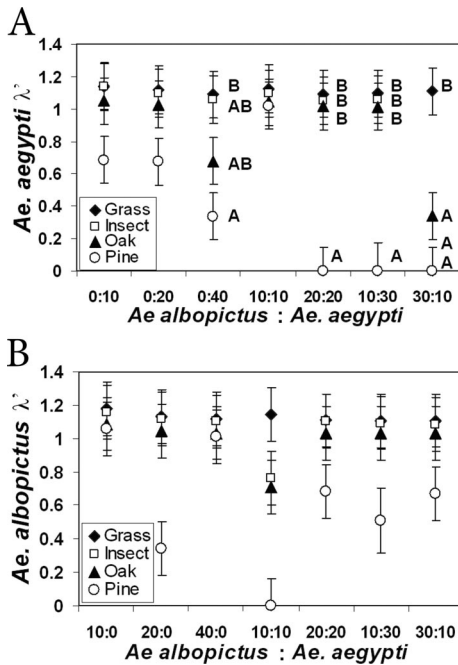


Fig. 6. Comparison of least squares means for λ' of *Ae. aegypti* (A) and *Ae. albopictus* (B). Values with the same letters are not significantly different from one another within the same species combination.

only to exacerbate competitive dominance of *Ae. albopictus* with pine detritus, and it does not ultimately alter the outcome of interspecific competition.

Understanding how environmental factors, such as detritus type, may affect *Ae. albopictus* and *Ae. aegypti* distributions is not only of basic ecological interest, but it may be medically important. Both species have been introduced worldwide to tropical and subtropical locations (Hawley 1988), and both are carriers of human diseases such as dengue, yellow fever, and potentially West Nile Virus (Yuill 1986, Sardelis et al. 2002). The ability of both species to live in artificial container habitats (Juliano et al. 2004) brings them into proximity to human population, and along with their ability to transmit human diseases, makes them potentially serious threats to human health on a wide geographic scale. The possibility of stable coexistence between these two vectors under some circumstances raises the question of whether transmission of a disease carried by both (e.g., dengue) might be more frequent or more persistent when these species coexist.

This laboratory experiment provides us with at least one environmental variable, detritus type, that could predict where *Ae. aegypti* and *Ae. albopictus* may co-occur, or where *Ae. albopictus* may eliminate *Ae. aegypti*. Logically, the next step should be to determine whether variation in detritus types in nature is correlated with distributions of *Ae. aegypti* and *Ae. albopictus*. Previous studies have shown that *Aedes* species distributions are correlated with urbanization and climate differences, with *Ae. aegypti* more prevalent in

highly urbanized areas and in locations with greater periods of seasonal drought, whereas *Ae. albopictus* is highly dominant in rural areas without seasonal drought (Juliano et al. 2002, Braks et al. 2003). We do not yet know urbanization and climate differences are linked to these species distributions. Detritus variation is a possibility, as the quantity and composition of plant and animal communities are generally different along both climatic and urbanization gradients (Mather and Yoshioka 1968, McDonnell and Pickett 1990). Therefore, quantification of geographic variation in detritus types and distributions of these species will be necessary to determine if detritus is in fact an important determinant of *Aedes* species distributions in the field. Further laboratory or field studies on the chemical and microbial properties of detritus types would help to define the mechanistic relationship between detritus types and their effects on competition.

Acknowledgments

We thank L. P. Lounibos, B. W. Alto, E. Gunawardene, C. Janiec, W. L. Perry, and S. K. Sakaluk for aid in the field or laboratory, comments, and useful discussion; and three anonymous referees for comments on the manuscript. This research was funded by National Institute of Allergy and Infectious Diseases grant R01 AI44793 and by Beta Lambda Chapter of Phi Sigma at Illinois State University.

References Cited

- Alto, B. W., and S. A. Juliano. 2001a. Precipitation and temperature effects on populations of *Aedes albopictus* (Diptera: Culicidae): implications for range expansion. *J. Med. Entomol.* 38: 646–656.
- Alto, B. W., and S. A. Juliano. 2001b. Temperature effects on the dynamics of *Aedes albopictus* (Diptera: Culicidae) populations in the laboratory. *J. Med. Entomol.* 38: 548–556.
- Alto, B. W., L. P. Lounibos, S. Higgs, and S. A. Juliano. 2005. Larval competition differentially affects arbovirus infection in *Aedes* mosquitoes. *Ecology* 86: 3279–3288.
- Barrera, R. 1996. Competition and resistance to starvation in larvae of container-inhabiting *Aedes* mosquitoes. *Ecol. Entomol.* 21: 112–127.
- Braks, M.A.H., N. A. Honório, L. P. Lounibos, R. L. Oliveira, and S. A. Juliano. 2004. Interspecific competition between two invasive species of container mosquitoes, *Aedes aegypti* and *Aedes albopictus* (Diptera: Culicidae), in Brazil. *Ann. Entomol. Soc. Am.* 97: 130–139.
- Braks, M.A.H., N. A. Honório, R. L. Oliveira, S. A. Juliano, and L. P. Lounibos. 2003. Convergent habitat segregation of *Aedes aegypti* and *Aedes albopictus* (Diptera: Culicidae) in southeastern Brazil and Florida, USA. *J. Med. Entomol.* 40: 785–794.
- Briegel, H. 1990. Metabolic relationship between female body size, reserves, and fecundity of *Aedes aegypti*. *J. Insect Physiol.* 36: 165–172.
- Christophers, R. S. 1960. *Aedes aegypti*. The yellow fever mosquito: its life history, bionomics, and structure. Cambridge University Press, Cambridge, United Kingdom.
- Connell, J. H. 1983. On the prevalence and relative importance of interspecific competition: evidence from field experiments. *Am. Nat.* 122: 661–696.
- Costanzo, K. S., B. Kesavaraju, and S. A. Juliano. 2005. Condition-specific competition in container mosquitoes: the

- role of non-competing life-history stages. *Ecology* 86: 3289–3295.
- Daugherty, M. P., B. W. Alto, and S. A. Juliano. 2000. Invertebrate carcasses as a resource for competing *Aedes albopictus* and *Aedes aegypti* (Diptera: Culicidae). *J. Med. Entomol.* 37: 364–372.
- Dieng, H., C. Mwandaviro, M. Boots, R. Morales, T. Satho, T. Nobuko, Y. Tsuda, and M. Takagi. 2002. Leaf litter decay process and the growth performance of *Aedes albopictus* larvae (Diptera: Culicidae). *J. Vector Ecol.* 27: 31–38.
- Dunson, W. A., and J. Travis. 1991. The role of abiotic factors in community organization. *Am. Nat.* 138: 1069–1091.
- Facon, B., E. Machline, J. P. Pointier, and P. David. 2004. Variation in desiccation tolerance in freshwater snails and its consequences for invasion ability. *Biol. Invasions* 6: 283–293.
- Fish, D., and S. R. Carpenter. 1982. Leaf litter and larval mosquito dynamics in tree-hole ecosystems. *Ecology* 63: 283–288.
- Hawley, W. A. 1988. The biology of *Aedes albopictus*. *J. Am. Mosq. Control Assoc.* 1: 1–40.
- Hobbs, J. H., E. A. Hughes, and B. H. Eichold, I. I. 1991. Replacement of *Aedes aegypti* by *Aedes albopictus* in Mobile, Alabama. *J. Am. Mosq. Control Assoc.* 7: 488–489.
- Hornby, J. A., D. E. Moore, and T. W. Miller, Jr. 1994. *Aedes albopictus* distribution, abundance, and colonization in Lee County, Florida and its effect on *Aedes aegypti*. *J. Am. Mosq. Control Assoc.* 10: 397–402.
- Juliano, S. A. 1998. Species introduction and replacement among mosquitoes: interspecific resource competition or apparent competition? *Ecology* 79: 255–268.
- Juliano, S. A., G. F. O'Meara, J. R. Morrill, and M. M. Cutwa. 2002. Desiccation and thermal tolerance of eggs and the coexistence of competing mosquitoes. *Oecologia (Berl.)* 130: 458–469.
- Juliano, S. A., L. P. Lounibos, and G. F. O'Meara. 2004. A field test for competitive effects of *Aedes albopictus* on *Aedes aegypti* in south Florida: differences between sites of coexistence and exclusion? *Oecologia (Berl.)* 139: 583–593.
- Kirchman, D. 2001. Measuring bacterial biomass production and growth rates from leucine incorporation in natural aquatic environments. *Methods Microbiol.* 30: 227–237.
- Lawton, J. H., and M. P. Hassell. 1981. Asymmetrical competition in insects. *Nature (Lond.)* 289: 793–795.
- Livdahl, T. P., and G. Sugihara. 1984. Non-linear interactions of populations and the importance of estimating per capita rates of change. *J. Anim. Ecol.* 53: 573–580.
- Lounibos, L. P., S. Saurez, Z. Menedez, N. Nishimura, R. L. Escher, S. M. O'Connell, and J. R. Rey. 2002. Does temperature affect the outcome of larval competition between *Aedes aegypti* and *Aedes albopictus*? *J. Vector Ecol.* 27: 86–95.
- Lounibos, L. P. 2002. Invasions by insect vectors of human disease. *Annu. Review Entomol.* 47: 233–266.
- Manly, B.F.J. 1991. Randomization and Monte Carlo methods in biology. Chapman & Hall, New York.
- Mather, J. R., and G. A. Yoshioka. 1968. The role of climate in the distribution of vegetation. *Ann. Assoc. Am. Geogr.* 58: 29–41.
- McDonnell, M. J., and S.T.A. Pickett. 1990. Ecosystem structure and function along urban-rural gradients: an unexploited opportunity for ecology. *Ecology* 71: 1232–1237.
- Mekuria, Y., and M. G. Hyatt. 1995. *Aedes albopictus* in South Carolina. *J. Am. Mosq. Control Assoc.* 9: 352–355.
- Merritt, R. W., R. H. Dadd, and E. D. Walker. 1992. Feeding behavior, natural food, and nutritional relationships of larval mosquitoes. *Annu. Rev. Entomol.* 37: 349–376.
- O'Meara, G. F., L. F. Evans, A. D. Gettman, and J. P. Cuda. 1995. Spread of *Aedes albopictus* and decline of *Ae. aegypti* (Diptera: Culicidae) in Florida. *J. Med. Entomol.* 32: 554–562.
- Sardelis, M. R., M. J. Turell, M. L. O'Guinn, R. G. Andre, and D. R. Roberts. 2002. Vector competence of North American strains of *Aedes albopictus* for west Nile virus. *J. Am. Mosq. Control Assoc.* 18: 284–289.
- Scheiner, S. M. 2001. MANOVA: multiple response variables and multispecies interactions, chapter 6, pp. 99–115. In S. M. Scheiner and J. Gurevitch, Design and analysis of ecological experiments, 2nd ed. Oxford University Press, London, United Kingdom.
- Schoener, T. W. 1983. Field experiments on interspecific competition. *Am. Nat.* 122: 240–285.
- Sota, T. 1993. Performance of *Aedes albopictus* and *Aedes riversi* larvae (Diptera: Culicidae) in waters that contain tannic acid and decaying leaves: is the treehole species better adapted to treehole water? *Ann. Entomol. Soc. Am.* 86: 450–457.
- Taniguchi, Y., and S. Nakano. 2000. Condition-dependent competition: implications for the distributions of stream fishes. *Ecology* 81: 2027–2039.
- Thomas, M. L., and D. A. Holway. 2005. Condition-specific competition between invasive Argentine ants and Australian *Iridomyrmex*. *J. Anim. Ecol.* 74: 532–542.
- Vandermeer, J. H., and D. E. Goldberg. 2003. Population ecology: first principles. Princeton University Press, Princeton, NJ.
- von Ende, C. N. 2001. Repeated-measures analysis: growth and other time-dependent measures, Chapter 8, pp. 134–157. In S. M. Scheiner and J. Gurevitch [eds.], Design and analysis of ecological experiments, 2nd ed. Oxford University Press, London, United Kingdom.
- Walker, E. D., D. L. Lawson, R. W. Merritt, W. T. Morgan, and M. J. Klug. 1991. Nutrient dynamics, bacterial populations, and mosquito productivity in tree hole ecosystems and microcosms. *Ecology* 72: 1629–1546.
- Walker, E. D., G. F. O'Meara, and W. T. Morgan. 1996. Bacterial abundance in larval habitats of *Aedes albopictus* (Diptera: Culicidae) in a Florida cemetery. *J. Vector Ecol.* 21: 173–177.
- Welden, C. W., and W. L. Slauson. 1986. The intensity of competition versus its importance: an overlooked distinction and some implications. *Q. Rev. Biol.* 61: 23–44.
- Yee, D. A., and S. A. Juliano. 2006. Consequences of detritus type in an aquatic microsystem: effects on water quality, micro-organisms and performance of the dominant consumer. *Freshw. Biol.* 51: 448–459.
- Yee, D. A., B. Kesavaraju, and S. A. Juliano. 2004. Interspecific differences in feeding behavior and survival under food-limited conditions for larval *Aedes albopictus* and *Aedes aegypti* (Diptera: Culicidae). *Ann. Entomol. Soc. Am.* 97: 720–728.
- Yee, D. A., M. G. Kaufman, and S. A. Juliano. 2007a. The significance of ratios of detritus types and microorganism productivity to competitive interactions between aquatic insect detritivores. *J. Anim. Ecol.* 76: 1105–1115.
- Yuill, T. M. 1986. The ecology of tropical arthropod-borne viruses. *Annu. Rev. Ecol. Syst.* 17: 189–219.

Received 20 August 2007; accepted 8 February 2008.