

Macroscopic modeling for convection of Hybrid nanofluid with magnetic effects



Iskander Tlili^{a,b}, M.M. Bhatti^{c,d,*}, Samir Mustafa Hamad^{e,f}, Azeez A. Barzinjy^{g,h}, M. Sheikholeslami^{i,j}, Ahmad Shafee^k

^a Department for Management of Science and Technology Development, Ton Duc Thang University, Ho Chi Minh City, Vietnam

^b Faculty of Applied Sciences, Ton Duc Thang University, Ho Chi Minh City, Vietnam

^c College of Mathematics and Systems Science, Shandong University of Science and Technology, Qingdao, Shandong, 266590, China

^d Shanghai Key Laboratory of Mechanics in Energy Engineering, Shanghai University, Shanghai 200072, China

^e Computer Department, Cihan University-Erbil, Iraq

^f Scientific Research Centre, Soran University, Soran, Kurdistan Region, Iraq

^g Department of Physics Education, Faculty of Education, Tishk International University, Erbil, Kurdistan Region, Iraq

^h Department of Physics, College of Education, Salahaddin University-Erbil, Kurdistan Region, Iraq

ⁱ Department of Mechanical Engineering, Babol Noshirvani University of Technology, Babol, Iran

^j Renewable energy systems and nanofluid applications in heat transfer Laboratory, Babol Noshirvani University of Technology, Babol, Iran

^k Public Authority of Applied Education & Training, College of Technological Studies, Applied Science Department, Shuwaikh, Kuwait

HIGHLIGHTS

- Hybrid nanofluid free convection within a permeable media has been examined.
- FEM and Gauss–Seidel scheme has been used to determine the numerical results.
- Outcomes prove that dispersing nanoparticles is good way for enhancing discharge rate.
- An excellent graphical comparison is present to validate the current results.

ARTICLE INFO

Article history:

Received 30 March 2019

Received in revised form 29 June 2019

Available online 30 July 2019

Keywords:

Hybrid nanofluid

Free convection

Radiation

Permeability

CVFEM

Hartmann number

ABSTRACT

Hybrid nanofluid free convection within a permeable media was presented with CVFEM (control volume finite element method) including magnetic effect. Momentum equations have been updated with adding non-Darcy model terms. Hybrid nanoparticles (Fe_3O_4 +MWCNT) with a base fluid of water have been considered. Impacts of Darcy number, magnetic, radiation, and Rayleigh number on migration of nanomaterial were depicted. A numerical and graphical comparison is also presented to make sure that the present analysis is correct. From the graphical results it is found that radiation parameter and magnetic boosts the Nusselt number whereas the magnetic effect shows converse relation.

© 2019 Elsevier B.V. All rights reserved.

* Corresponding author at: College of Mathematics and Systems Science, Shandong University of Science and Technology, Qingdao, Shandong, 266590, China.

E-mail addresses: muhammad09@shu.edu.cn (M.M. Bhatti), iskander.tlili@tdtu.edu.vn (I. Tlili), mohsen.sheikholeslami@nit.ac.ir (M. Sheikholeslami).

Nomenclature

k	Thermal conductivity
C_p	Heat capacity
Ha	Hartmann number
B_0	Magnetic field
Rd	Radiation parameter
Da	Darcy number
Nu	Nusselt number
T	Fluid temperature
K	Permeability
v, u	Vertical and horizontal dimensionless velocity
MWCNT	Multi-walled carbon nanotubes
q_r	Radiation parameter
CVFEM	Control volume finite element method

Greek symbols

φ	Concentration of nanofluid
μ	Dynamic viscosity
β	Thermal expansion coefficient
α	Thermal diffusivity
ρ	Fluid density
Ω & Ψ	Dimensionless Vorticity stream function
Θ	Dimensionless temperature
λ	Rotation angle

Subscripts

nf	Nano enhanced PCM
f	Fluid
p	Solid

1. Introduction

In the recent years, nanotechnology introduced a novel feature to augment thermal treatment of fluid [1–4]. The nanofluids have outstanding applications in modern disciplines in multiple fields of biological, agriculture, applied sciences and engineering. Nanofluids have significantly reduced the budget and enhanced efficiency of heat and cooling structures. Multiple types of Nano sized materials are helpful in numerous applications including extraction of geothermal power, cooling of micro-sized chips, nano drug delivery system, environmental sectors, industrial cooling systems, and cancer therapy, etc. According to the literature survey [5–10], it is found that fluids play a favorable role to augment thermal behavior of fluids. Bhatti et al. [11] used an efficient numerical scheme to scrutinize the simultaneous treatment of Williamson nanofluid radiative flow through a stretching sheet. Makinde et al. [12] scrutinized the features of variable viscosity in a nanofluid passing through a plate with radiation impacts. Shit et al. [13] scrutinized the irreversibility and discussed the thermal characteristics on a nanofluid propagating through an exponential porous stretching surface. The impact of rib on turbulent intensity with a water-Ag nanomaterial propagating through a trapezoidal three-dimensional micro-duct has been elaborated by Alipour et al. [14]. Hassan et al. [15] inspected the performance of hybrid nanofluids in multiple geometrical structures. Sheikholeslami [16,17] used a numerical approach to scrutinize the irreversibility analysis on the nanofluid flow using a novel computational scheme. Further, they also considered the effects of Darcy law and Lorentz force. Sheikholeslami et al. [18,19] discussed the heat transfer features on multiple types of fin using improved PCM solidification with different kinds of nanoparticles suspended in the governing fluid. Beneficial additive metallic powders were applied in various sciences [20–26]. The thermal radiation impact and Lorentz forces also an essential and novel part in numerous scientific applications of science and technology. Simultaneous influence of electric and magnetic field on a point charge due to electromagnetic fields is called as *Lorentz force*. In recent years, different authors investigated this mechanism on different kinds of nanofluids. Sheikholeslami and Ellahi [27] discussed the Electrohydrodynamic and hydrothermal nanofluid flow propagating through a closed structure with a sinusoidal upper wall.

Makinde and Animasaun [28] explored the behavior of bioconvection on magnetized nanomaterial flow with chemical reaction propagating through a parabolized surface. Recent decade, scientists utilized different techniques to augment the efficiency of systems [29–32]. Safaei et al. [33] presented a survey on convective simulation within a closed structure filled

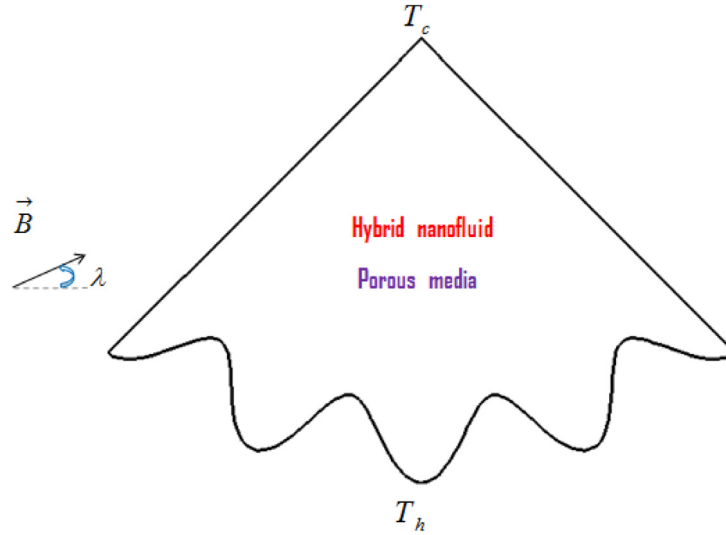


Fig. 1. Geometrical shape of porous enclosure.

with nanofluids. To reach the best design in term of irreversibility, stretching plate was examined by Bhatti et al. [34] in appearance of nanoparticles. Nanomaterial with combination of microorganisms was scrutinized by Shahid et al. [35] and they utilized SLM approach for solving the problem. Application of CNT for minimization of irreversibility was demonstrated by Akbar et al. [36]. They provided porous channel and utilized analytical technique. Changing temperature as consequence of imposing magnetic impact has been illustrated by Tripathi et al. [37] and they assumed their carrier fluid mixed with nanoparticles and channel has wavy walls. Various numerical simulations for achieving the optimized unit have been done [38–44].

The chief theme of this article is to analyze the macroscopic convection of the hybrid nanofluid ($\text{Fe}_3\text{O}_4 + \text{MWCNT}$) involving magnetic effect. The nanomaterial mechanism and the heat augmentation in a closed structure are more complicated as compared with the open flow structure. Such type of structure involves in energy conversion process/phase change, fabrication of solar collectors, etc. Therefore, in the present analysis, we considered a closed form structure with permeable impact. CVFEM technique is applied to examine the inclusion of all the essential parameters namely; magnetic number, Darcy number, Rayleigh number, and radiation parameter.

2. Problem definition

In current article, not only wavy wall as demonstrated in Fig. 1, but also hybrid nanomaterial have been employed to achieve the best performance of porous enclosure. The wavy wall was maintained at T_h and two other surfaces are cold walls. MWCNT and Fe_3O_4 were mixed together and provide new nanoparticles. More details for predicting the properties of combination of water with hybrid nanoparticles were listed in [45].

3. Mathematical formulation

3.1. Governing formulation

In the current paper, non-Darcy model for porous zone were involved in appearance of magnetic effect and buoyancy forces. As a consequence of assumption of nanomaterial as single phase material, the below equations have been achieved:

$$\frac{\partial v}{\partial y} + \frac{\partial u}{\partial x} = 0 \quad (1)$$

$$\frac{\mu_{nf}}{\rho_{nf}} \left(\frac{\partial^2 u}{\partial x^2} + \frac{\partial^2 u}{\partial y^2} \right) - \frac{1}{\rho_{nf}} \frac{\partial P}{\partial x} - \frac{1}{\rho_{nf}} \frac{\mu_{nf}}{K} u - (T_c - T) \beta_{nf} g \sin \gamma \quad (2)$$

$$+ \sigma_{nf} B_0^2 [-u (\sin \lambda)^2 + v (\sin \lambda) (\cos \lambda)] = v \frac{\partial u}{\partial y} + u \frac{\partial u}{\partial x}$$

$$\frac{\mu_{nf}}{\rho_{nf}} \left(\frac{\partial^2 v}{\partial x^2} + \frac{\partial^2 v}{\partial y^2} \right) - (T_c - T) \beta_{nf} g \cos \gamma - \frac{\partial P}{\partial y} \frac{1}{\rho_{nf}} - \frac{1}{\rho_{nf}} \frac{\mu_{nf}}{K} v + \sigma_{nf} B_0^2 [-v (\cos \lambda)^2 + u (\sin \lambda) (\cos \lambda)] = v \frac{\partial v}{\partial y} + u \frac{\partial v}{\partial x} \quad (3)$$

$$\frac{\partial q_r}{\partial y} (\rho C_p)_{nf}^{-1} + \left(v \frac{\partial T}{\partial y} + u \frac{\partial T}{\partial x} \right) = k_{nf} (\rho C_p)_{nf}^{-1} \left(\frac{\partial^2 T}{\partial x^2} + \frac{\partial^2 T}{\partial y^2} \right), \quad (4)$$

$$\left[T^4 \cong 4T_c^3 T - 3T_c^4, q_r = -\frac{4\sigma_e}{3\beta_R} \frac{\partial T^4}{\partial y} \right]$$

According to the literature survey, it is found that to analyze the thermo features of such types of new suspension there is no specific relation. Therefore, in the present investigation, we consider the experimental data of hybrid nanofluid MWCNT-Fe₃O₄. MWCNT and Fe₃O₄ were mixed together and provide new nanoparticles. More details for predicting the properties of combination of water with hybrid nanoparticles were listed in [45] and [46]. Pressure terms discard as a consequence of using Eq. (6):

$$\begin{cases} v = -\frac{\partial \psi}{\partial x}, \\ u = \frac{\partial \psi}{\partial y} \\ -\frac{\partial v}{\partial x} + \omega + \frac{\partial u}{\partial y} = 0, \end{cases} \quad (5)$$

For better description of equation, it is reasonable to rewrite all of them in non-dimensional forms with help of:

$$\alpha_{nf} u = Lu, v \alpha_{nf} = Lv, \theta = \frac{T - T_c}{\Delta T}, \Delta T = \frac{q'' L}{k_f}, (X, Y) = (x, y) L^{-1}, \Psi = \frac{\psi}{\alpha_{nf}}, \Omega = \frac{\omega L^2}{\alpha_{nf}} \quad (6)$$

According to the above equations, we have:

$$\frac{\partial^2 \Psi}{\partial X^2} + \frac{\partial^2 \Psi}{\partial Y^2} = -\Omega, \quad (7)$$

$$U \frac{\partial \Omega}{\partial X} + \frac{\partial \Omega}{\partial Y} V = \text{Pr} \frac{A_5 A_2}{A_1 A_4} \left(\frac{\partial^2 \Omega}{\partial Y^2} + \frac{\partial^2 \Omega}{\partial X^2} \right) + \text{Pr} Ha^2 \frac{A_6 A_2}{A_1 A_4} \left(\frac{\partial U}{\partial X} \cos \lambda \sin \lambda - \frac{\partial V}{\partial X} (\cos \lambda)^2 + \frac{\partial U}{\partial Y} (\sin \lambda)^2 - \frac{\partial V}{\partial Y} \cos \lambda \sin \lambda \right) + \text{Pr} Ra \frac{A_3 A_2^2}{A_1 A_4^2} \left(\frac{\partial \theta}{\partial X} \cos \gamma - \frac{\partial \theta}{\partial Y} \sin \gamma \right) - \frac{\text{Pr} A_5 A_2}{Da A_1 A_4} \Omega, \quad (8)$$

$$\frac{\partial \Psi}{\partial X} \frac{\partial \theta}{\partial Y} + \left(\frac{\partial^2 \theta}{\partial X^2} \right) + \left(1 + \frac{4}{3} \left(\frac{k_{nf}}{k_f} \right)^{-1} Rd \right) \frac{\partial^2 \theta}{\partial Y^2} = \frac{\partial \theta}{\partial X} \frac{\partial \Psi}{\partial Y}, \quad (9)$$

In Eqs. (9) and (8), the following parameters have been used:

$$\text{Pr} = \nu_f / \alpha_f, Ra = g (\rho \beta)_f \Delta T L^3 / (\mu_f \alpha_f), Ha = LB_0 \sqrt{\sigma_f / \mu_f} \quad (10)$$

$$A_1 = \frac{\rho_{nf}}{\rho_f}, A_2 = \frac{(\rho C_p)_{nf}}{(\rho C_p)_f}, A_3 = \frac{(\rho \beta)_{nf}}{(\rho \beta)_f},$$

$$A_4 = \frac{k_{nf}}{k_f}, A_5 = \frac{\mu_{nf}}{\mu_f}, A_6 = \frac{\sigma_{nf}}{\sigma_f}$$

Required boundary conditions for solving Eqs. (7)–(9) can be summarized as:

$$\begin{aligned} \theta = 1.0, \Psi = 0.0 & \quad \text{on wavy wall} \\ \theta = 0.0, \Psi = 0.0 & \quad \text{on other walls} \end{aligned} \quad (11)$$

One good factor for predicting thermal performance is Nusselt number and can be defined as:

$$Nu_{loc} = \frac{\partial \theta}{\partial n} \left(1 + \frac{4}{3} \left(\frac{k_{nf}}{k_f} \right)^{-1} Rd \right) \left(\frac{k_{nf}}{k_f} \right) \quad (12)$$

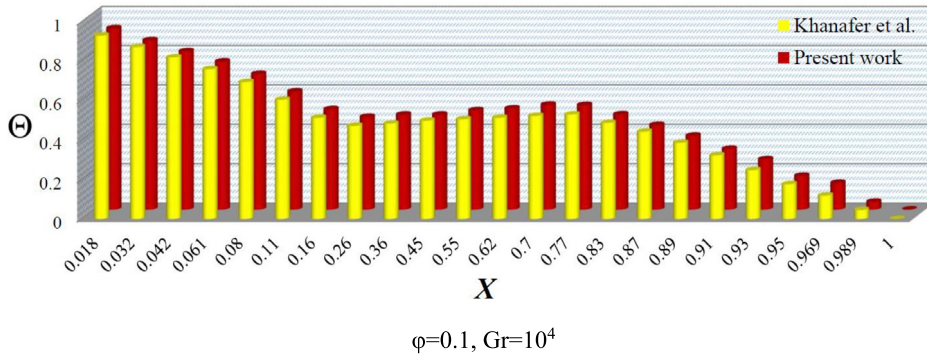


Fig. 2. Validation of CVFEM code with comparison of [29].

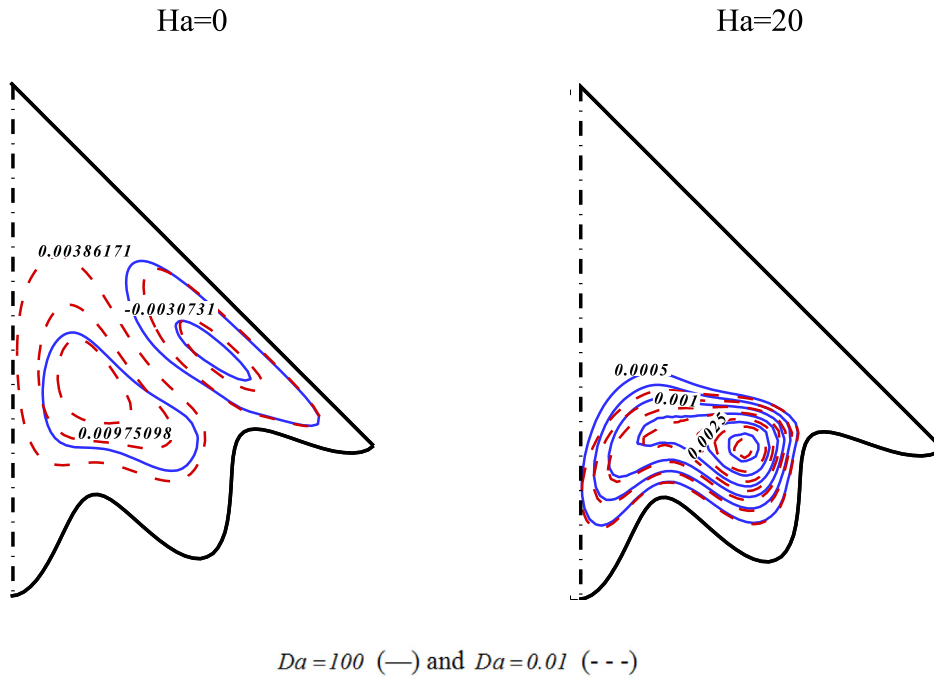


Fig. 3. Impact of Da on nanofluid treatment at $Ra = 10^3, Rd = 0.8$.

$$Nu_{ave} = \frac{1}{S} \int_0^S Nu_{loc} ds \tag{13}$$

3.2. CVFEM procedure

Sheikholeslami [10] presented a new powerful scheme to solve highly nonlinear heat transfer problems. This scheme is known as CVFEM. We used linear interpolation to determine the scalars with triangular elements. This scheme is beneficial for both FVM and FEM. In the last step, the Gauss–Seidel scheme is used to determine the scalar values. More details about solution procedure step-by-step, the reader can consult the following Ref. [10].

4. Graphical analysis, code validation and mesh analysis

Treatment of Hybrid nanomaterial under the impact of magnetic forces has been discussed in current article. To examine the inclusion of all the leading parameters, “FORTRAN” was applied. The behaviors of all the interesting parameters are plotted in Figs. 2–6. Table 1 depicts the results of Nu_{ave} for different mesh size in an angular and radial

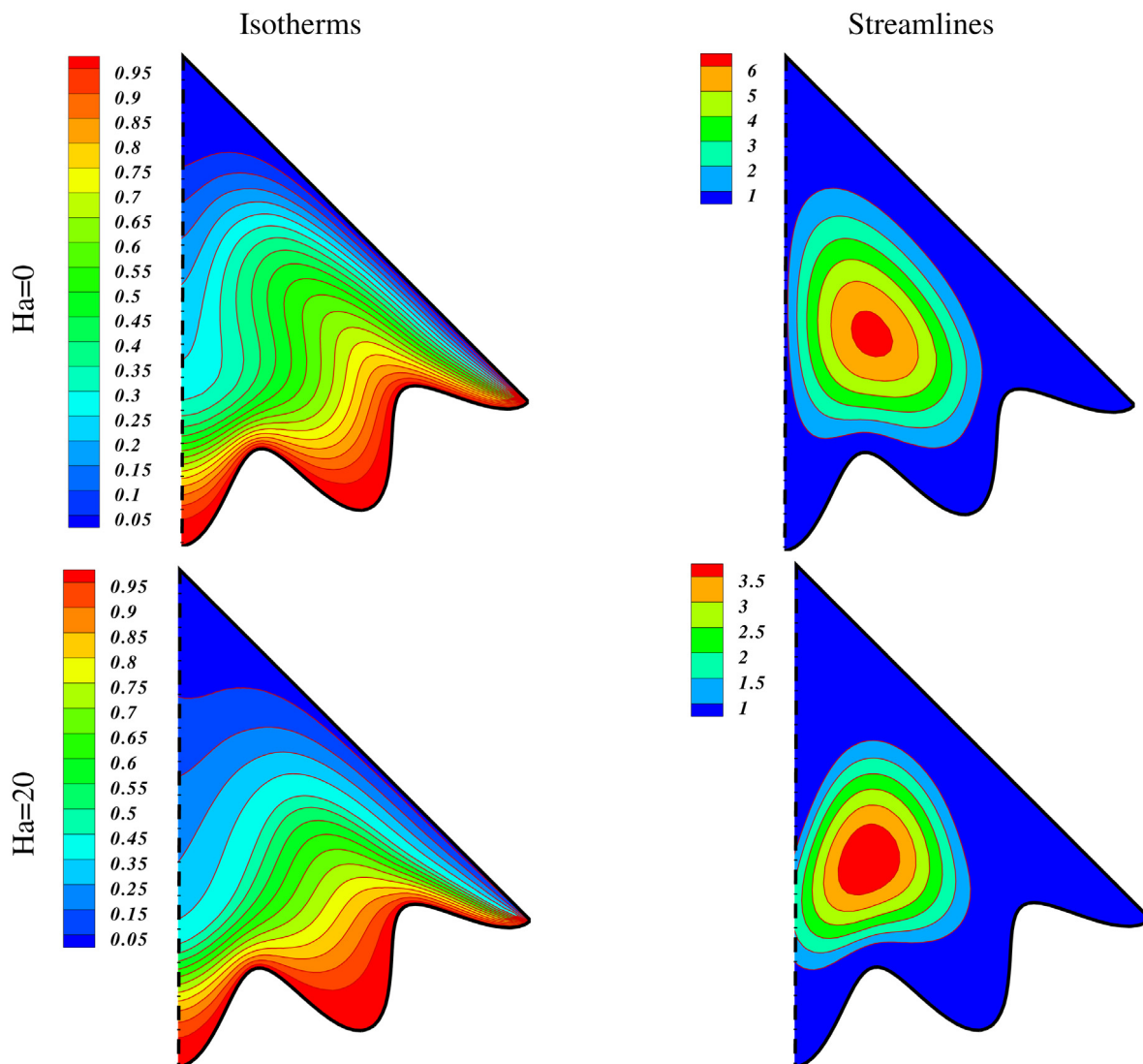


Fig. 4. Treatment of nanomaterial with changing Ha at $Ra = 10^5$, $Da = 0.01$, $Rd = 0.8$.

Table 1

Changing Nu_{ave} with altering grid size at $\phi = 0.003$, $Da = 100$, $Ha = 20$, $Rd = 0.8$, and $Ra = 10^5$.

4.7591	91×271
4.7566	81×241
4.7478	61×181
4.7405	51×151
4.7522	71×211
4.7478	61×181
4.7405	51×151

direction. As displayed in Fig. 2, the obtained results are correct and ensure the convergence of the solutions. Reliable outcomes are independent of grid size. So, all the states must have a grid analysis step. Furthermore, to ensure the validity of CVFEM, this code was also used in published problem [47].

Fig. 3 illustrates the role of the Darcy number on nanofluid flow against the absence and presence of the Hartmann number. As we can see from this figure that in $Ha = 0$, streamlines occurred in the center of the structure whereas, in non-zero Ha , the number of streamlines significantly rises and moved close to the walls of the structure. Fig. 4 reveals that the behavior of the Hartmann number does not cause a significant impact on the isotherms while its action is more essential and prominent on streamlines. As we can see from the streamlines, the stronger impact of the Ha tends to

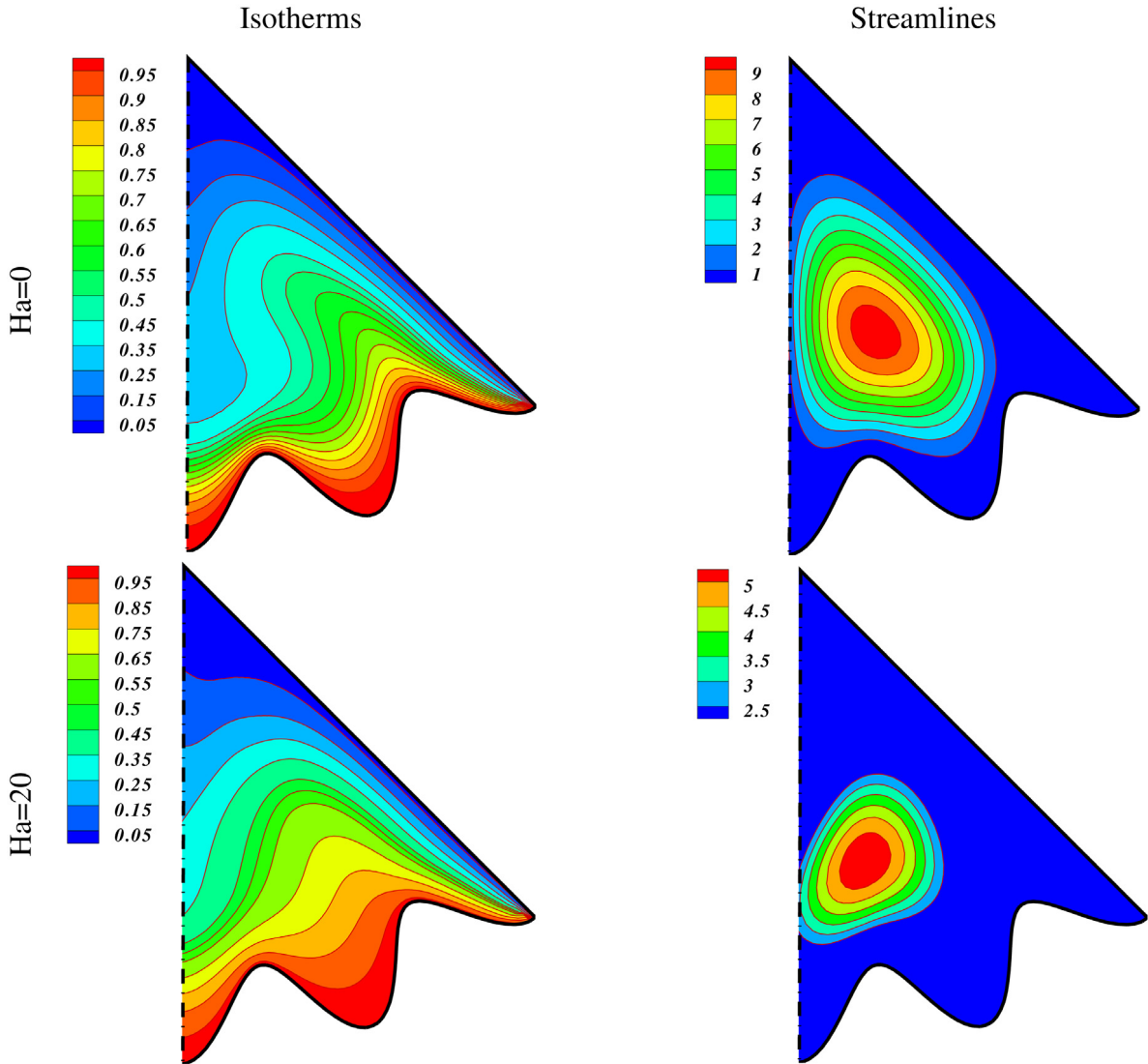


Fig. 5. Treatment of nanomaterial with changing Ha at $Ra = 10^5, Da = 100, Rd = 0.8$.

enhance the number of streamlines. Fig. 5 shows the variation for the Ha at $Da = 100$. In this figure, we noticed that at $Ha = 20$ the streamlines disappear more as compared with zero magnetic fields. We also noticed that the higher impact of Darcy number also creates a significant on streamlines as compared with the small value of Darcy number $Da = 0.01$ (see Fig. 4), while the isotherms performed in a similar manner. Changes of Nu_{ave} as displayed in Fig. 6 are plotted with the help of Eq. (14) utilizing the following expression

$$Nu_{ave} = 3.09 + 1.23Rd + 0.064 \log(Ra)Da^* + 0.02Da^* + 0.029Da^*Rd - 0.09Ha^* - 0.031Rd Ha^* + -0.015Da^*Ha^* + 0.46 \log(Ra) \tag{14}$$

Fig. 6 shows that an enhancement in Radiation parameter and permeability tends to boost the Nu_{ave} while the behavior of Ha is converse and produces resistance for the Nusselt number.

5. Conclusions

In this paper, hybrid nanofluid ($Fe_3O_4 + MWCNT$) free convection within a permeable media has been modeled via CVFEM including magnetic effect. The behavior of radiation parameter, magnetic, Darcy, and Rayleigh number were analyzed with graphically. A numerical and graphical comparison is also illustrated to make sure that the present analysis is correct. From the graphical results, it is found that radiation significantly boosts the Nusselt number whereas the Ha shows converse impact.

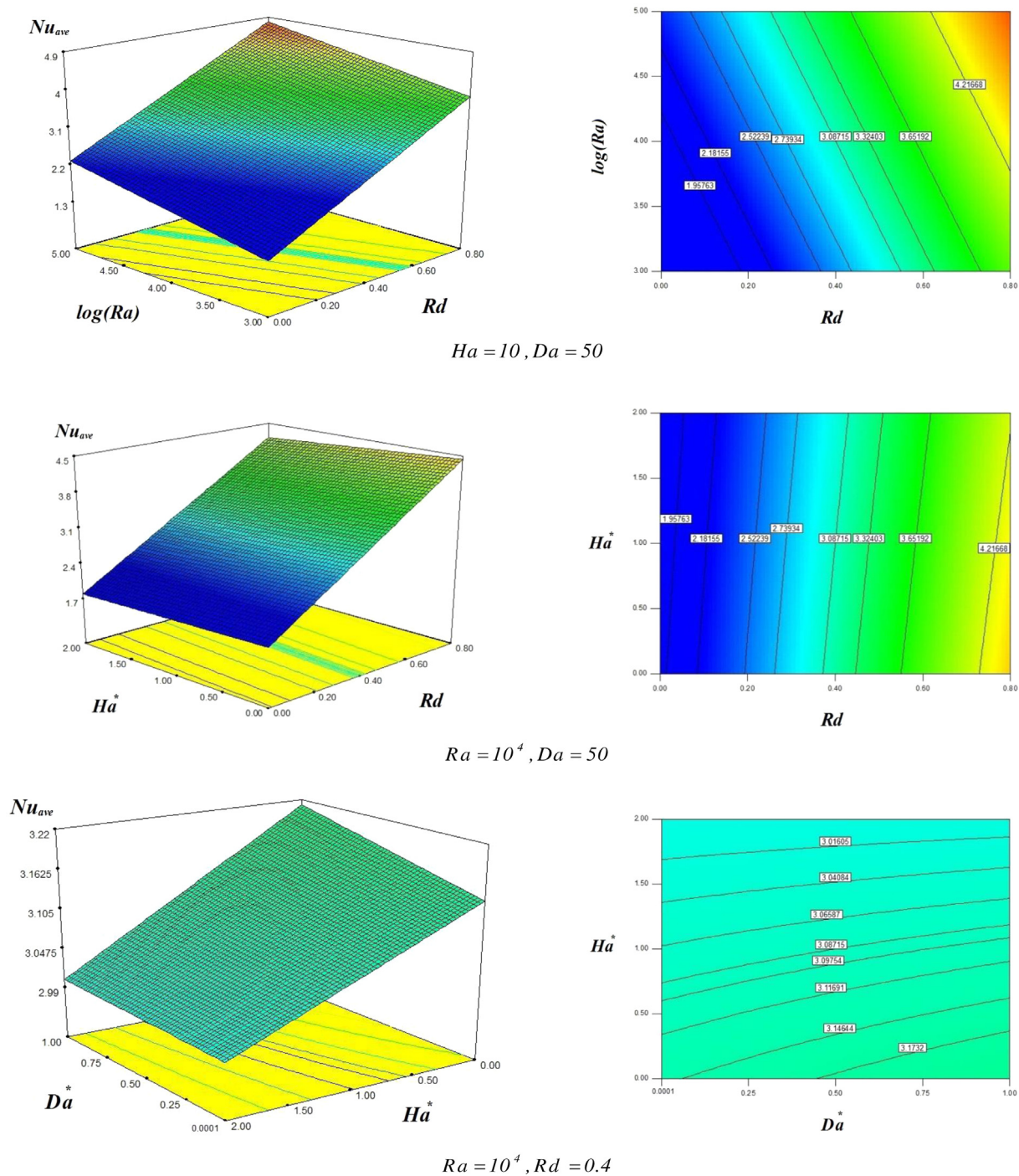


Fig. 6. Treatment of Nu_{ave} with changing Rd, Ha, Da, Ra .

References

[1] J. Prakash, E.P. Siva, D. Tripathi, S. Kuharat, O. Anwar Bég, Peristaltic pumping of magnetic nanofluids with thermal radiation and temperature-dependent viscosity effects: Modelling a solar magneto-biomimetic nanopump, *Renew. Energy* 133 (2019) 1308–1326.

[2] H. Maleki, M.R. Safaei, A.A.A. Alrashed, A. Kasaean, A flow and heat transfer in non-Newtonian nanofluids over porous surfaces, *J. Therm. Anal. Calorim.* (2018) <http://dx.doi.org/10.1007/s10973-018-7277-9>.

[3] M. Sheikholeslami, M.M. Bhatti, Active method for nanofluid heat transfer enhancement by means of EHD, *Int. J. Heat Mass Transfer* 109 (2017) 115–122.

- [4] M. Sheikholeslami, Alireza Zareei, M. Jafaryar, Ahmad Shafee, Zhixiong Li, Amor Smida, I. Tlili, Heat transfer simulation during charging of nanoparticle enhanced PCM within a channel, *Physica A* 525 (2019) 557–565.
- [5] M. Sheikholeslami, Finite element method for PCM solidification in existence of CuO nanoparticles, *J. Molecular Liquids* 265 (2018) 347–355.
- [6] K. Bashirnezhad, S. Bazri, M.R. Safaei, M. Goodarzi, M. Dahari, O. Mahian, A.S. Dalkılıç, S. Wongwises, Viscosity of nanofluids: a review of recent experimental studies, *Int. Commun. Heat Mass Transfer* 73 (2016) 114–123.
- [7] M.M. Bhatti, M. Sheikholeslami, A. Shahid, M. Hassan, T. Abbas, Entropy generation on the interaction of nanoparticles over a stretched surface with thermal radiation, *Colloids Surf. A* 570 (2019) 368–376.
- [8] M. Kahshan, D. Lu, M. Rahimi-Gorji, Hydrodynamical study of flow in a permeable channel: Application to flat plate dialyzer, *Int. J. Hydrogen Energy* 44 (31) (2019) 17041–17047.
- [9] M. Sheikholeslami, Omid Mahian, Enhancement of PCM solidification using inorganic nanoparticles and an external magnetic field with application in energy storage systems, *J. Cleaner Prod.* 215 (2019) 963–977.
- [10] M. Akermi, N. Jaballah, I.M. Alarif, M. Rahimi-Gorji, R.B. Chaabane, H.B. Ouada, M. Majdoub, Synthesis and characterization of a novel hydride polymer P-DSBT/ZnO nano-composite for optoelectronic applications, *J. Molecular Liquids* 287 (2019) 110963.
- [11] M.M. Bhatti, M.M. Rashidi, Effects of thermo-diffusion and thermal radiation on Williamson nanofluid over a porous shrinking/stretching sheet, *J. Molecular Liquids* 221 (2016) 567–573.
- [12] O.D. Makinde, F. Mabood, W.A. Khan, M.S. Tshehla, MHD flow of a variable viscosity nanofluid over a radially stretching convective surface with radiative heat, *J. Molecular Liquids* 219 (2016) 624–630.
- [13] G.C. Shit, R. Haldar, S. Mandal, Entropy generation on MHD flow and convective heat transfer in a porous medium of exponentially stretching surface saturated by nanofluids, *Adv. Powder Technol.* 28 (6) (2017) 1519–1530.
- [14] H. Alipour, A. Karimipour, M.R. Safaei, D.T. Semiromi, O.A. Akbari, Influence of T-semi attached rib on turbulent flow and heat transfer parameters of a silver-water nanofluid with different volume fractions in a three-dimensional trapezoidal microchannel, *Physica E* 88 (2017) 60–76.
- [15] M. Hassan, M. Marin, R. Ellahi, S.Z. Alamri, Exploration of convective heat transfer and flow characteristics synthesis by Cu-Ag/water hybrid-nanofluids, *Heat Transfer Res.* 49 (18) (2018).
- [16] M. Sheikholeslami, Numerical approach for MHD Al₂O₃-water nanofluid transportation inside a permeable medium using innovative computer method, *Comput. Methods Appl. Mech. Engrg.* 344 (2019) 306–318.
- [17] M. Sheikholeslami, New computational approach for exergy and entropy analysis of nanofluid under the impact of Lorentz force through a porous media, *Comput. Methods Appl. Mech. Engrg.* 344 (2019) 319–333.
- [18] M. Sheikholeslami, Rizwan-ul Haq, Ahmad Shafee, Zhixiong Li, Heat transfer behavior of Nanoparticle enhanced PCM solidification through an enclosure with V shaped fins, *Int. J. Heat Mass Transfer* 130 (2019) 1322–1342.
- [19] M. Sheikholeslami, Rizwan-ul Haq, Ahmad Shafee, Zhixiong Li, Yassir G. Elaraki, I. Tlili, Heat transfer simulation of heat storage unit with nanoparticles and fins through a heat exchanger, *Int. J. Heat Mass Transfer* 135 (2019) 470–478.
- [20] W. Gao, W.F. Wang, The eccentric connectivity polynomial of two classes of nanotubes, *Chaos Solitons Fractals* 89 (2016) 290–294.
- [21] Noreen Sher Akbar, A. Bintul Huda, Muhammad Bilal Habib, D. Tripathi, Nanoparticles shape effects on peristaltic transport of nanofluids in presence of magnetohydrodynamics, *Microsyst. Technol.* 25 (2019) 283–294.
- [22] M. Sheikholeslami, Influence of magnetic field on Al₂O₃-H₂O nanofluid forced convection heat transfer in a porous lid driven cavity with hot sphere obstacle by means of LBM, *J. Molecular Liquids* 263 (2018) 472–488.
- [23] Dharmendra Tripathi, Shashi Bhushan, O. Anwar Bég, Noreen Sher Akbar, Transient peristaltic diffusion of nanofluids: a model of micropumps in medical engineering, *J. Hydrodyn.* 30 (2018) 1001–1011.
- [24] Mohsen Sheikholeslami, Numerical simulation for solidification in a LHTESS by means of Nano-enhanced PCM, *J. Taiwan Inst. Chem. Eng.* 86 (2018) 25–41.
- [25] Y. Qin, Y. He, J.E. Hiller, G. Mei, A new water-retaining paver block for reducing runoff and cooling pavement, *J. Cleaner Prod.* 199 (2018) 948–956.
- [26] H. Maleki, M.R. Safaei, A.A.A. Alrashed, A. Kasaeian, A flow and heat transfer in non-Newtonian nanofluids over porous surfaces, *J. Therm. Anal. Calorim.* (2018) <http://dx.doi.org/10.1007/s10973-018-7277-9>.
- [27] M. Sheikholeslami, R. Ellahi, Electrohydrodynamic nanofluid hydrothermal treatment in an enclosure with sinusoidal upper wall, *Appl. Sci.* 5 (3) (2015) 294–306.
- [28] O.D. Makinde, I.L. Animasaun, Bioconvection in MHD nanofluid flow with nonlinear thermal radiation and quartic autocatalysis chemical reaction past an upper surface of a paraboloid of revolution, *Int. J. Therm. Sci.* 109 (2016) 159–171.
- [29] M.K. Nayak, N.S. Akbar, D. Tripathi, V.S. Pandey, Three dimensional MHD flow of nanofluid over an exponential porous stretching sheet with convective boundary conditions, *Therm. Sci. Eng. Progr.* 3 (2017) 133–140.
- [30] Y. Qin, Y. Zhao, X. Chen, L. Wang, F. Li, T. Bao, Moist curing increases the solar reflectance of concrete, *Constr. Build. Mater.* 215 (2019) 114–118.
- [31] M. Sheikholeslami, Solidification of NEPCM under the effect of magnetic field in a porous thermal energy storage enclosure using CuO nanoparticles, *J. Molecular Liquids* 263 (2018) 303–315.
- [32] W. Gao, W.F. Wang, The vertex version of weighted wiener number for bicyclic molecular structures, *Comput. Math. Methods Med.*, Volume 2015, Article ID 418106, 10 pages, <http://dx.doi.org/10.1155/2015/418106>.
- [33] M.R. Safaei, M. Safdari Shadloo, M.S. Goodarzi, A. Hadjadj, H.R. Goshayeshi, M. Afrand, S.N. Kazi, A survey on experimental and numerical studies of convection heat transfer of nanofluids inside closed conduits, *Adv. Mech. Eng.* 8 (10) (2016) 1687814016673569.
- [34] M. Bhatti, T. Abbas, M. Rashidi, M. Ali, Z. Yang, Entropy generation on MHD Eyring–Powell nanofluid through a permeable stretching surface, *Entropy* 18 (6) (2016) 224.
- [35] A. Shahid, Z. Zhou, M.M. Bhatti, D. Tripathi, Magnetohydrodynamics nanofluid flow containing gyrotactic microorganisms propagating over a stretching surface by successive Taylor series linearization method, *Microgravity Sci. Technol.* 30 (2018) 445–455.
- [36] Noreen Sher Akbar, M. Shoaib, Dharmendra Tripathi, Shashi Bhushan, O. Anwar Bég, Analytical approach to entropy generation and heat transfer in CNT-nanofluid dynamics through a ciliated porous medium, *J. Hydrodyn.* 30 (2018) 296–306.
- [37] Dharmendra Tripathi, Ashish Sharma, O. Anwar Bég, Joule heating and buoyancy effects in electro-osmotic peristaltic transport of aqueous nanofluids through a microchannel with complex wave propagation, *Adv. Powder Technol.* 29 (2018) 639–653.
- [38] Sun Fengrui, Yao Yuedong, Li Xiangfang, Li Guozhen, Miao Yanan, Han Song, Chen Zhili, Flow simulation of the mixture system of supercritical CO₂ & superheated steam in toe-point injection horizontal wellbores, *J. Pet. Sci. Eng.* 163 (2018) 199–210.
- [39] M. Sheikholeslami, M. Jafaryar, Mohammadali Hedayat, Ahmad Shafee, Zhixiong Li, Truong Khang Nguyen, Mohsen Bakouri, Heat transfer and turbulent simulation of nanomaterial due to compound turbulator including irreversibility analysis, *Int. J. Heat Mass Transfer* 137 (2019) 1290–1300.
- [40] Y. Qin, J. Luo, Z. Chen, G. Mei, L.-E. Yan, Measuring the albedo of limited-extent targets without the aid of known-albedo masks, *Sol. Energy* 171 (2018) 971–976.
- [41] S.O. Adesanya, B. Souayah, M. Rahimi-Gorji, M.N. Khan, O.G. Adeyemi, Heat irreversibility analysis for a couple stress fluid flow in an inclined channel with isothermal boundaries, *J. Taiwan Inst. Chem. Eng.* 101 (2019) 251–258.

- [42] B. Souayah, M.G. Reddy, P. Sreenivasulu, T. Poornima, M.R. Gorji, I.M. Alarifi, Comparative analysis on non-linear radiative heat transfer on MHD Casson nanofluid past a thin needle, *J. Molecular Liquids* (2019).
- [43] Y. Qin, A review on the development of cool pavements to mitigate urban heat island effect, *Renew. Sustain. Energy Rev.* 52 (2015) 445–459.
- [44] M. Sheikholeslami, M.M. Bhatti, Forced convection of nanofluid in presence of constant magnetic field considering shape effects of nanoparticles, *Int. J. Heat Mass Transfer* 111 (2017) 1039–1049.
- [45] M. Sheikholeslami, S.A.M. Mehryan, Ahmad Shafee, Mikhail A. Sheremet, Variable magnetic forces impact on Magnetizable hybrid nanofluid heat transfer through a circular cavity, *J. Molecular Liquids* 277 (2019) 388–396.
- [46] L.S. Sundar, M.K. Singh, A.C.M. Sousa, Enhanced heat transfer and friction factor of MWCNT–Fe₃O₄/water hybrid nanofluids, *Int. Commun. Heat Mass Transfer* 52 (2014) 73–83.
- [47] K. Khanafer, K. Vafai, M. Lightstone, Buoyancy-driven heat transfer enhancement in a two-dimensional enclosure utilizing nanofluids, *Int. J. Heat Mass Transfer* 46 (19) (2003) 3639–3653.