

PROFILE

Register for your own user profile to personalise your experience on emerald.com/insight


The following information only applies to users who did not have a profile on our old emeraldinsight.com platform.

If you had a profile on emeraldinsight.com, you can reactivate this by using the 'Forgot Your Password' link from the 'Login' option on the new site. This will allow you to set a password and login to the emerald.com/insight platform.

Please note that any Saved Searches from the old platform have not been migrated due to the differences in the search functionality and configuration between the platforms.

To create a new profile on emerald.com/insight

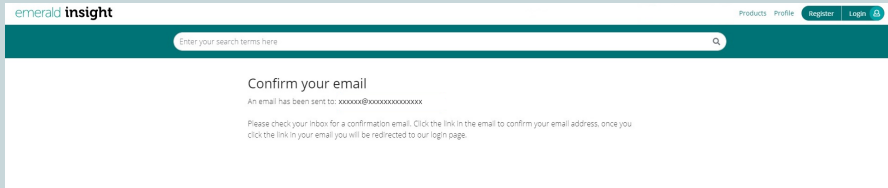
1. From the Homepage select 'Register'




2. Enter your name, email address and Organisation Access Number (if relevant, see page 3 for more information on OANs).

A screenshot of the 'Register for an Emerald Profile' form. The form is titled 'Register for an Emerald Profile' and includes a sub-header: 'An Emerald Profile is a free service that allows you to customize your experience on our new platform. Fill out the fields below to create your very own account.' The form contains the following fields: 'Name *' with a text input field containing the placeholder 'Enter your name'; 'Email Address *' with a text input field containing the placeholder 'Enter your Email address'; and 'Organisation Access Number (Optional):' with a text input field containing the placeholder 'Enter your 15 digit access number'. Below the fields is a checkbox labeled 'I have read and agree to the Terms and Conditions and Privacy Policy.' At the bottom of the form, there are two buttons: 'Cancel account creation' and 'Register'.

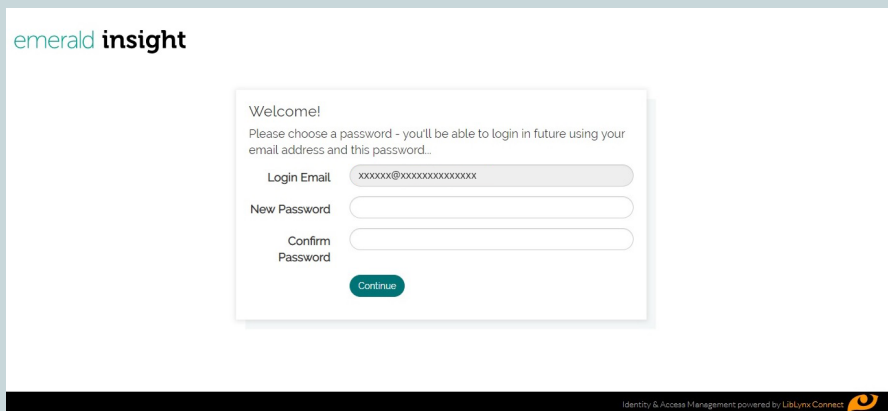
3. Tick the box to agree to our Terms and Conditions and Privacy Policy, then click 'Register'. You will see confirmation that an email is being sent to you:



Then look for the activation email:



4. Click the 'Login' link to set and confirm your password:



5. Click 'Continue' to be taken to the Homepage and logged in.

About Organisation Access Numbers (OANs)

An OAN is an access code provided by your librarian or organisation administrator. The code links your personal account to your institution or organisation so that you can access their Emerald resources off-campus or from home.

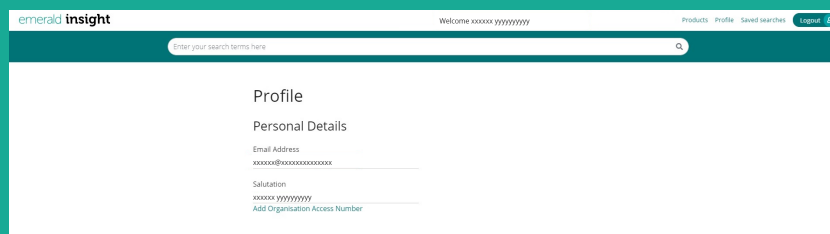
In most cases, off-campus access will be automatically set up by your institution (for example, via Shibboleth, Open Athens or CASA) but if this cannot be arranged you will need an OAN to access the resources. This will be provided by your library administrator.

How to add an OAN to your profile

There are two ways to do this:

- A) When you register for a profile - use steps 1-5 above
- B) If you already have a profile on emerald.com/insight, follow the steps below:

1. Log into your profile
2. Click 'Profile' from the Homepage
3. Click 'Add Organisation Access Number'



emerald insight Welcome xxxxxx yyyyyyyyyy Products Profile Saved searches Logout ID

Enter your search terms here

Profile

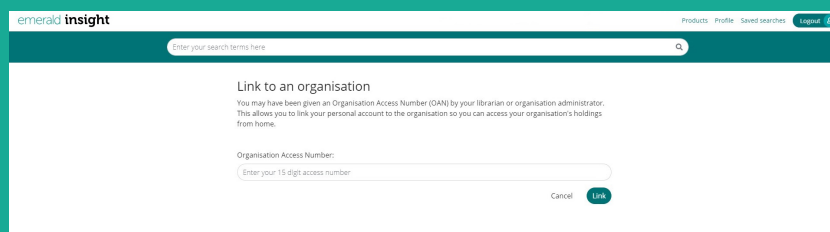
Personal Details

Email Address
xxxxxx@xxxxxxxxxxxxxx

Salutation
xxxxxx yyyyyyyyyy

[Add Organisation Access Number](#)

4. Enter the OAN and click 'Link'.



emerald insight Products Profile Saved searches Logout ID

Enter your search terms here

Link to an organisation

You may have been given an Organisation Access Number (OAN) by your librarian or organisation administrator. This allows you to link your personal account to the organisation so you can access your organisation's holdings from home.

Organisation Access Number:

Cancel [Link](#)

5. If successful, you will see a confirmation and the institution's name will show in your profile as a linked organisation

Link made successfully

Your account has been linked to 'xxxxx xxxxxxxx xxxxx'. You will now be able to access your organisation's holdings while logged in as this user.

insight guides

To view all librarian resources for emerald.com/insight
visit: emeraldpublishing.com/guides

Contact us for help

If you need more information, please contact us at:
support@emeraldinsight.com

If you are having trouble accessing content on insight
please contact your library administrator.



learn.