

DEVELOPING NEW ECOLOGICAL MATERIAL WITH APPLICATIONS IN CONSTRUCTION INDUSTRY AND POLLUTION REDUCTION

Florina-Stefania Rus¹, Stefan Novaconi¹, Madalina Ivanovici^{1,2}, Paulina Vlazan¹

¹*National Institute for Research and Development in Electrochemistry and Condensed Matter, Department of Condensed Matter, Strada Profesor Doctor Aurel Păunescu Podeanu 144, Timișoara 300569*

²*Politehnica University of Timisoara, Piata Victoriei 2, Timisoara 300006
e-mail: rusflorinastefania@gmail.com*

Abstract

The photocatalytic activity of TiO₂ incorporated foam glass obtained from glass waste from household activities with CaCO₃ waste from the marble industry samples was studied by evaluating their ability to degrade organic pollutants in aqueous solutions under the action of simulated solar radiation and using UV-VIS spectroscopy as a simple method to monitor dye concentrations over time. Organic dye has been selected as the reference substance for degradation experiments because the dyes are stable at high temperatures and light and are reported as a major source of pollution, especially for the aquatic environment generated by effluents, mostly in textile industry. Given the characteristics of glass foam combined with current requirements in environmental protection to develop smart materials to combat climate change caused by environmental pollution, this study aimed to expand the application potential of cellular glass by functionalizing it with a material with properties photocatalytic in order to degrade various pollutants in the atmosphere.

Introduction

Cellular glass is a material that presents an interesting combination of properties of interest that makes it a valuable and future material in the field of construction. The study focused on broadening the application potential of cellular materials by functionalizing them with material that have photocatalytic properties to degrade some pollutants. In this regard, the materials were activated with TiO₂ photocatalyst [1]. The material with embedded TiO₂ was subjected to photocatalytic studies and their ability to degrade pollutants under the action of simulated solar radiation was evaluated. A Methylene Blue (MB) dye was selected as the reference substance to be degraded. Activation of cellular glass to obtain photocatalytic properties was achieved by depositing in its volume. Cellular glass was obtained by capitalizing on household glass waste as a base material and CaCO₃ waste. The characterization of activated cell glass was performed by investigating the properties using the following analysis techniques: Raman spectroscopy), SEM-EDAX, X-ray diffraction, thermogravimetric analysis, UV-VIS spectroscopy, confocal 3D laser scanning microscopy and photocatalytic activity.

Experimental

Cellular glass was obtained by exploiting glass waste from household activities as a basic material and CaCO₃ waste (5%) from the marble industry as a foaming agent. The glass and marble waste were ground and passed through a sieving system until a powder granulation of 0.036 mm was obtained.

In order to introduce the photoactive compound in the volume of the cell glass, the sol-gel synthesis was applied as a method of obtaining TiO₂. Thus TiO₂ nanoparticles in concentration of 1% were introduced from the beginning of the synthesis together with glass waste, CaCO₃ (powder) and ethylene glycol in order to obtain pills, to which two heat treatments were applied: 200°C for 2 h and 850°C for 30 minutes, performed in a SNOL-type

furnace with a heating rate of 5°C/minute for 30 minutes. During the heat treatment, CO₂ bubbles resulted from the thermal decomposition process of CaCO₃, the generated gas leading to the formation of pores in the obtained pills and implicitly to the formation of cell glass.

To determine the photocatalytic activity the same equipment was used as in our previous paper [2] but instead of Rhodamine B as dye, we used this time Methylene Blue while adsorption-desorption balance between the sample and the dye was 12 hours. To identify and understand the factors and how they influence the results obtained in photocatalytic studies 1 cm diameter cell glass activated with 1% TiO₂ was immersed in aqueous solution of MB, followed by exposure for 2 hours to simulated solar radiation, using different concentrations of solutions. Thus, in table 1 are presented the working conditions and the results obtained for different concentrations of Methylene Blue.

Sample	Colorant concentrations	Conditions used	Adsorbtion Efficiency	Total Removal of Methylene Blue after Adsorbtion and Photocatalysis
Foam glass with 1% TiO ₂	20 ml MB solution, concentration 2.5 mg L ⁻¹	12h without stirring + 20 minutes stirring before exposure to radiation	66.82%	86.34%
Foam glass with 1% TiO ₂	20 ml MB solution, concentration 5 mg L ⁻¹	12 h + 20 minutes stirring before exposure to radiation	28.44%	64.51%

Results and discussion

In the Figures 1 with 20X and 2 at 10X magnification by associating 2D images with 3D ones, the deposition of TiO₂ particles is also confirmed outside the pores of the foam glass.




Figure 1. (a) - 2D image of glass foam with 1% TiO₂ (b) 3D image of glass foam with 1% TiO₂ performed at 20X magnification

The surface roughness value at the scale of 20x was calculated on an area of 393289 μm², surface of 545240 μm² and volume of 914 μm³ as 4.23 μm.




Figure 2. (a) - 2D image of glass foam with 1% TiO₂ (b) 3D image of glass foam with 1% TiO₂ performed at 10X magnification

For the figure 2 recorded at 10X the surface roughness value was 6.066 μm and calculated on an area of 1625368 μm^2 , surface of 3025017 μm^2 and volume of 178 μm^3 .

Thus, considering the simplicity of monitoring the concentration of organic dye in aqueous solutions using UV-VIS spectroscopy but also their stability, photocatalytic studies were performed using Methylene Blue (MB) in different concentrations.

The adsorption and photoactivity of the as-prepared foam glass activated with TiO₂ photocatalyst was tested by the degradation of Methylene Blue (MB) under sunlight radiation at two concentrations of Methylene Blue 2.5 mg/L in figure 3 a) and 5 mg/L in figure 3b).

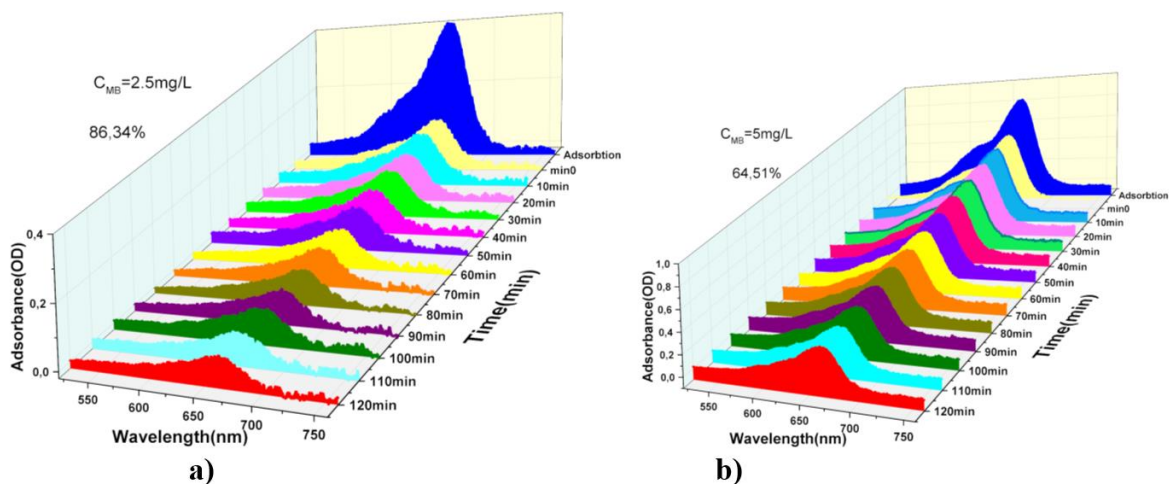


Figure 3. Photocatalytic activity in time of foam glass with 1% TiO₂ at 2.5 mg/L and 5 mg/L concentration of MB

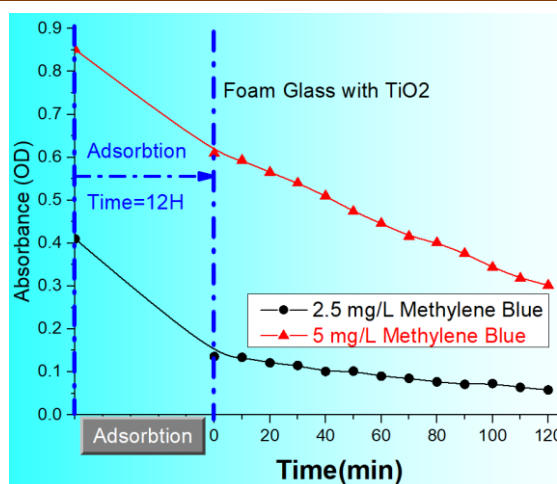


Figure 4. Removal of MB from aqueous solution by: TiO_2 activated cellular glass at 2.5 mg/L (marked with black), and 5 mg/L (marked with red) during adsorption and visible-light exposure

The new photocatalyst was able to reduce the concentration of MB by 88.34% where the initial concentration was 2.5 mg/L and 64.51% where the initial concentration was 5 mg/L.

Conclusion

The photocatalytic efficiency was evaluated by monitoring the discolouration of Methylene Blue applied to the surface of the foam glass obtained by capitalizing on household glass waste as a base material and CaCO_3 waste which were then exposed to solar simulator. The adsorption and photoactivity of the as-prepared foam glass activated with TiO_2 photocatalyst was tested at two concentrations of Methylene Blue with great efficiency of dye removal in both cases 88.34% and 64.51% which demonstrates that the ability of the tested samples to remove the dye by adsorption and degradation during photocatalysis is influenced by the solution concentration. Given the characteristics of glass foam combined with current requirements in environmental protection to develop smart materials to combat climate change caused by environmental pollution, this study proved that functionalized glass with TiO_2 can be used as a construction material with photocatalytic properties in order to degrade various pollutants in the atmosphere with great efficiency rate.

Acknowledgements

This work was supported by a grant of the Romanian Ministry of Research and Innovation, CCCDI-UEFISCDI, project number PN-III-P1-1.2-PCCDI-2017-0391/CIA_CLIM-Smart buildings adaptable to the climate change effects, within PNCDI-III.

References

- [1] M. Pelaez, N.T. Nolan, S.C. Pillai, M.K. Seery, P. Falaras, A.G. Kontos, P.S.M. Dunlop, J.W.J. Hamilton, J.A. Byrne, K. O'shea, M.H. Entezari, D.D. Dionysiou, *Applied Catalysis B, Environmental* (2010);
- [2] M. Ivanovici, P. Vlazan, S. D. Novaconi, and F. S. Rus, *AIP Conference Proceedings* 2218, 030013 (2020);