

## REVIEW ARTICLE

# Erectile Dysfunction among Nigerian Men with Diabetes: a Systematic Review

Taoreed Adegoke Azeez<sup>1\*</sup>, Sheriff Olawale Ogunlayi<sup>2</sup>, Martins Ehizode Emuze<sup>1</sup>, Emmanuel Chinedu Eguzozie<sup>1</sup>

1. Endocrinology Unit, Department of Medicine, University College Hospital, Ibadan, Nigeria.

2. Division of Urology, Department of Surgery, University College Hospital, Ibadan, Nigeria.

Received: November 2020; Accepted: November 2020; Published online: November 2020

**Abstract:** **Introduction:** Diabetes mellitus is a chronic metabolic disorder with multiple microvascular and macrovascular complications. Some of the complications of diabetes such as erectile dysfunction are a result of an interplay of both microvascular and macrovascular complications. Erectile dysfunction is the inability to achieve or sustain an erection adequate for satisfactory sexual activity. Erectile dysfunction is relatively common in men with diabetes yet there is a paucity of information on erectile dysfunction among Nigerian men with diabetes. **Materials and Methods:** Twelve studies on erectile dysfunction in Nigerian men with diabetes with a total sample size of 1777 fulfilled the eligibility criteria and were recruited into the systematic review. The International Index of Erectile Function (IIEF) questionnaire was used to assess erectile dysfunction in all the studies. **Results:** The prevalence of erectile dysfunction among Nigerian men with diabetes is 48.4-98.0%. The factors significantly associated with the presence of erectile dysfunction among Nigerian men with diabetes are longer duration of diabetes, poor glycaemic control, older age, peripheral arterial disease, autonomic neuropathy and obesity. **Conclusion:** The prevalence of erectile dysfunction among Nigerian men with diabetes is high. Close attention needs to be paid to glycaemic control in these patients to reduce the complications.

**Keywords:** diabetes mellitus; erectile dysfunction; Nigerian men; Systematic review

Cite this article as: Adegoke Azeez T, Olawale Ogunlayi S, Ehizode Emuze M, Chinedu Eguzozie E. Erectile Dysfunction among Nigerian Men with Diabetes: a Systematic Review. Mens Health J. 2020; 4(1): e23.

## 1. Introduction

Diabetes mellitus is a heterogeneous group of metabolic disorders characterized by chronic hyperglycaemia due to a defect in insulin secretion and/or action(1). It is a disorder of carbohydrate, protein and lipid metabolism. Its prevalence as well as that of its complications is rising rapidly especially in developing nations such as Nigeria(2, 3). The reported prevalence of diabetes in Nigeria has risen from less than 1% in 1960 to above 5%, currently(4-9). This is depicted graphically in figure 1 below.

The microvascular and macrovascular complications of diabetes contribute immensely to the morbidity and mortality associated with the disease. The macrovascular complications include stroke, myocardial infarction and periph-

eral arterial disease while the microvascular complications include neuropathy, nephropathy and retinopathy. Some complications such as erectile dysfunction (ED) involve both macrovascular and microvascular mechanisms(10).

Erectile dysfunction (ED) is defined as a persistent problem characterized by the difficulty in attaining or maintaining an erection well enough for satisfactory sexual activity(11). Different sexual dysfunctions such as reduced libido and ejaculatory dysfunction are noted in men with diabetes but erectile dysfunction is the most prominent in terms of affectation of quality of life(12). However, some authors have suggested that ED should not be seen as a mere sexual dysfunction because its presence has been associated with cardiovascular diseases and increased mortality from all causes(13).

In the clinics, many patients usually do not volunteer the information about the presence of erectile dysfunction unless probed by an inquisitive and thorough physician. In studies, however, the presence of erectile dysfunction is often determined by using some validated questionnaires. One of the most documented questionnaires used for documenting the presence of erectile dysfunction is the International Index of

\*Corresponding Author: Taoreed Adegoke Azeez; Address: Endocrinology, Metabolism and Diabetes Unit, Department of Medicine, University College Hospital, Ibadan, Nigeria. E-mail: adegokegalaxy@yahoo.com Phone: (+23)47035728747



Erectile Dysfunction (IIEF).<sup>(14)</sup>The various risk factors associated with erectile dysfunction in various Nigerian studies are shown in table 1 below.

From table 1 shown above, a constant risk factor associated with the presence of ED in the general population in Nigeria is diabetes. This finding has been replicated in other non-Nigerian studies. In fact, in a landmark study termed Massachusetts Male Aging Study, the odds of a diabetic man developing ED is 3(18). Moreover, if the risk is adjusted for age, the odds of developing ED by a diabetic man is 2(18).

Advanced glycation end-products and deleterious reduction-oxidation reactions producing cell-damaging free radicals are some of the proposed mechanisms by which patients with diabetes develop ED(19). Moreover, there is impairment of nitric oxide synthesis as well as upregulation of endothelin receptor binding sites. Erection of the penis is brought about by the relaxation of the muscles of the corpora cavernosa and the associated blood vessels, a process mediated by nitric oxide(20). Nitric oxide is produced by nitric oxide synthase present in the endothelial cells of the cavernosal blood vessels. The relaxation of the cavernosal sinusoids leads to the engorgement of blood within it, eventually causing penile erection(21). The pathophysiology of erectile dysfunction in men with diabetes is summarily illustrated in figure 2 below. Studies on the prevalence and clinical correlates of erectile dysfunction among men with diabetes are scanty in Nigeria. There is a need to have a systematic review of these local studies to provide composite data on the burden of the disease and its associated factors among men with diabetes in Nigeria. These data can be adopted by health caregivers and policymakers in tackling the problem of erectile dysfunction among men with type 2 diabetes in Nigeria.

### 1.1. Aim and objectives

The aim is to do a systematic review of relevant studies on erectile dysfunction among men with diabetes mellitus in Nigeria.

The specific objectives are to:

1. determine the prevalence of erectile dysfunction among Nigerian men with diabetes and.
2. identify the clinical correlates of erectile dysfunction in men with diabetes.

## 2. Material and Methods

Medical databases were searched for studies on erectile dysfunction in Nigerian men with diabetes. The databases searched were Google Scholar, PubMed, African Journals Online (AJOL), SCOPUS and Web of Science. The terms searched were 'Erectile dysfunction', 'Diabetes', Nigeria'. Boolean operators such as 'AND' as well as 'OR' were used as deemed appropriate by the authors. Grey literature was also

searched. The PRISMA flow diagram of literature search and selection is shown below.(Figure2)

### 2.1. Inclusion criteria

1. Studies done to determine the prevalence and/or clinical correlates of erectile dysfunction among Nigerian men with diabetes published between 1990-2020
2. Studies whose abstracts and or full text were available at the searched databases or from the grey literature

### 2.2. Exclusion criteria

1. Studies on erectile dysfunction whose study population is not Nigerian men
2. Studies on erectile dysfunction not focused on diabetic men
3. Studies whose abstracts or main texts were not available for review.

The databases were searched independently by the authors and the included studies were deemed appropriate by at least three out of the four authors.

Relevant data were extracted and presented in texts, tables and charts.

## 3. Results

Twenty-two studies were retrieved and reviewed but only 12 studies satisfied the stipulated criteria and were adjudged by the authors to be relevant to the subject. The studies selected were all cross-sectional studies. The total population in the selected studies was 1777

There are 6 geopolitical zones in Nigeria: North-west, North-central, North-east, South-west, South-south and South-east geopolitical zones. The distribution of the studies, using geopolitical zones is shown in table 2 below. The table clearly shows that most of the studies on ED among diabetic men in Nigeria were carried out in the southern part of the country with a third of the overall studies done in the South-south geopolitical zone.

According to a study done by Uloko et al.(9), the prevalence of diabetes in various geopolitical zones in Nigeria is depicted in table 3 below.

Figure 3 below is a graphical representation comparing the prevalence of diabetes and the number of studies on ED among Nigerian men with diabetes mellitus. There is a positive but non-statistically significant correlation between the prevalence of diabetes and the number of studies on erectile dysfunction among men with diabetes across various geopolitical zones ( $p=0.2$ ,  $r=0.609$ )

Based on the selected studies, the prevalence of erectile dysfunction among Nigerian men with type 2 diabetes is 48.4-98.0%. The prevalence rate in each study is represented in table 4 below.

The International index of erectile function (IIEF-5) questionnaire was used to assess for erectile dysfunction in all the studies. It is a research tool that has been shown to be of acceptable quality in assessing erectile dysfunction(34). It has been consistently validated and translated into several languages and has been used in scores of clinical trials(34). Also, it has a high index of sensitivity and specificity. It is a series of 5 questions about sexual function in the past 4 weeks and each question is graded from 0 to 5(32). A score of less than 22 out of a possible score of 25 is considered erectile dysfunction. The sample size in each study is shown in table 4 above. Predictors of erectile dysfunction in men with diabetes in Nigeria and the various studies in which they were documented are shown in table 5 below.

The frequencies of the predictors of erectile dysfunction among Nigerian men with diabetes are represented graphically in figure 4 below.

The frequencies of cofounders as reported in some of the studies recruited into the systematic review are documented in the table 6 below.

#### 4. Discussion

The prevalence of erectile dysfunction in Nigerian men with diabetes ranges from 48.4% to 98%. This wide range in prevalence is in keeping with a prevalence rate of 27-75% documented by Bacon et al(3, 4). Nisahan et al.(35), have also documented a prevalence rate of ED among men with diabetes to range from 35% to 90% which is comparable to the present study. The wide range in the prevalence may be due to differences in demographic characteristics as well as the methods and study designs adopted in each study. The prevalence in this systematic review is also in agreement with a prevalence of 71.5% in a systematic review and meta-analysis of studies done in various African countries on the prevalence of erectile dysfunction among men with diabetes mellitus(10).

Oyelade et al.,[14] attributed the high prevalence of erectile dysfunction among men with diabetes to the presence of vascular disease and autonomic neuropathy often reported among these patients. These parameters were also found to be recurrent factors among Nigerian men with diabetes in various studies selected for this systematic review. In addition to microvascular and macrovascular complications that can explain the high prevalence of ED among men with diabetes, Hurisa et al., in a study done in Ethiopia, a developing country like Nigeria, a high prevalence of co-morbidities such as hypertension is also a plausible explanation. (36) This systematic review also showed a high prevalence of co-morbidities among men with diabetes. For example, hypertension was present in 59.1 – 76.0 of men in Nigeria with diabetes(25, 26, 31, 32). This may partly account for the high prevalence of ED in this cohort of patients.

The predictors of erectile dysfunction among Nigerian men with diabetes include longer duration of diabetes, poor glycaemic control, older age, peripheral arterial disease, autonomic neuropathy and obesity. The association between erectile dysfunction and the duration of diabetes has also been demonstrated by other authors. In a multicentric study involving 1312 Korean men who were being managed for diabetes, Cho et al., also demonstrated a significant association between the occurrence of erectile dysfunction among diabetic men and the duration of diabetes(37). Furthermore, in a prospective study conducted in a tertiary health facility in Shaanxi Province, China, a group of researchers reported that the longer the duration of diabetes, the higher the prevalence of erectile dysfunction among the subjects(38). This occurs as a result of the neuropathic and angiopathic mechanisms underlying erectile dysfunction having enough time to develop and manifest clinically(32).

Poor glycaemic profiles, both short term and especially long term control, have been shown to positively correlate with the prevalence of erectile dysfunction among men with diabetes, as shown in this systematic review. In another systematic review involving 5 cross-sectional studies and 3299 patients, Binmoammar et al. reported a significant association between poor glycaemic control and prevalence of erectile dysfunction in men with diabetes(39). In a cross-sectional descriptive study involving 217 men in Northern Pakistan, the prevalence of erectile dysfunction was shown to be higher with poor glycaemic control(40). Poor glycaemic control is associated with microvascular complications especially neuropathy which is reported to be a major underlying pathogenetic reason for erectile dysfunction in men with diabetes(32).

As similarly reported in this systematic review, several population studies have also reported a high prevalence of ED in the older population. Olugbenga-Bello et al.(16), and Pallengyo et al(41), independently demonstrated in community studies in Nigeria and Tanzania respectively a higher prevalence of ED with advancing age. Increasing age is associated with a rising prevalence of disorders such as hypertension and decreased general physiological reserve thereby mediating the reportedly higher prevalence of ED in the men.

Peripheral arterial disease has also been found to be significantly associated with erectile dysfunction. In a study involving 690 men, Polonsky et al demonstrated a significant association between peripheral arterial disease and erectile dysfunction(34). Diabetes is a common pathological intermediate in the development of both erectile dysfunction and peripheral arterial disease.

Microvascular complications mediate the autonomic neuropathy responsible for erectile dysfunction in men with diabetes mellitus. Obesity has also been demonstrated to be independently associated with erectile dysfunction in patients



with diabetes(32).

## 5. Conclusion

There is scanty literature on erectile dysfunction among Nigerian men with diabetes mellitus hence the need to have a systematic review to provide composite information on the topic. The few studies on erectile dysfunction among Nigerian men with diabetes were done across different geopolitical zones but more studies were done in Southern Nigeria. Therefore, there is a need to conduct more studies across all zones and more especially in the Northern part of the country.

The prevalence of erectile dysfunction among Nigerian men with diabetes is 48.4-98.0%. The wide range reflects differences in demographics and research designs. The main predictors of erectile dysfunction among Nigerian men with diabetes are the longer duration of diabetes, poor glycaemic control, older age, peripheral arterial disease, autonomic neuropathy and obesity.

## 6. Limitations of the study

1. Most of the studies were hospital-based studies so the application to the general community may require slight caution.
2. The number of studies that met the eligibility criteria was rather scanty.

## 7. Appendix

### 7.1. Acknowledgements

None.

### 7.2. Funding Support

Self-funded.

### 7.3. Conflict of Interest

None.

### 7.4. List of abbreviations

AJOL – African Journals Online

ED- Erectile dysfunction

IIEF- International Index of Erectile Function

### 7.5. Author's contribution

The manuscript has been read and approved by all the authors. The requirements for authorship as stated earlier in this document have been met. Each author believes that the manuscript represents honest work.

## References

1. Kharroubi AT, Darwish HM. Diabetes mellitus: The epidemic of the century. *World journal of diabetes*. 2015;6(6):850.
2. Misra A, Gopalan H, Jayawardena R, Hills AP, Soares M, Reza-Albarrán AA, et al. Diabetes in developing countries. *Journal of diabetes*. 2019;11(7):522-39.
3. Sabir AA, Balarabe S, Sani AA, Isezuo SA, Bello KS, Jimoh AO, et al. Prevalence of diabetes mellitus and its risk factors among the suburban population of Northwest Nigeria. *Sahel Medical Journal*. 2017;20(4):168.
4. Kinnear T. The pattern of diabetes mellitus in a Nigerian teaching hospital. *East African medical journal*. 1963;40:288.
5. Osuntokun B, Akinkugbe F, Francis T, Reddy S, Osuntokun O, Taylor G. Diabetes mellitus in Nigerians: a study of 832 patients. *West African Medical Journal*. 1971;20(5):295-312.
6. Ohwovoriole A, Kuti J, Kabiawu S. Casual blood glucose levels and prevalence of undiscovered diabetes mellitus in Lagos Metropolis Nigerians. *Diabetes research and clinical practice*. 1988;4(2):153-8.
7. Olatunbosun ST, Ojo PO, Fineberg NS, Bella AF. Prevalence of diabetes mellitus and impaired glucose tolerance in a group of urban adults in Nigeria. *Journal of the National Medical Association*. 1998;90(5):293.
8. Dahiru T, Aliyu AA, Shehu A. A review of population-based studies on diabetes mellitus in Nigeria. *Sub-Saharan African Journal of Medicine*. 2016;3(2):59.
9. Uloko AE, Musa BM, Ramalan MA, Gezawa ID, Puepet FH, Uloko AT, et al. Prevalence and risk factors for diabetes mellitus in Nigeria: a systematic review and meta-analysis. *Diabetes Therapy*. 2018;9(3):1307-16.
10. Shiferaw WS, Akalu TY, Aynalem YA. Prevalence of erectile dysfunction in patients with diabetes mellitus and its association with body mass index and Glycated hemoglobin in Africa: a systematic review and meta-analysis. *International Journal of Endocrinology*. 2020;2020.
11. Mobley DE, Khera M, Baum N. Recent advances in the treatment of erectile dysfunction. *Postgraduate medical journal*. 2017;93(1105):679-85.
12. Maiorino MI, Bellastella G, Esposito K. Diabetes and sexual dysfunction: current perspectives. *Diabetes, metabolic syndrome and obesity: targets and therapy*. 2014;7:95.
13. Dong J-Y, Zhang Y-H, Qin L-Q. Erectile dysfunction and risk of cardiovascular disease: meta-analysis of prospective cohort studies. *Journal of the American College of Cardiology*. 2011;58(13):1378-85.
14. Oyelade BO, Jemilohun AC, Aderibigbe SA. Prevalence of

- erectile dysfunction and possible risk factors among men of South-Western Nigeria: a population based study. *Pan African Medical Journal*. 2016;24(1).
15. Idung A, Abasiubong F, Ukott I, Udoh S, Unadike B. Prevalence and risk factors of erectile dysfunction in Niger delta region, Nigeria. *African Health Sciences*. 2012;12(2):160-5.
  16. Olugbenga-Bello A, Adeoye O, Adeomi A, Olajide A. Prevalence of erectile dysfunction (ED) and its risk factors among adult men in a Nigerian community. *Niger Postgrad Med J*. 2013;20(130):5.
  17. Takure AO, Adebayo SA, Okeke LI, Olapade-Olaopa EO, Shittu OB. Erectile dysfunction among men attending surgical outpatients Department in a Tertiary Hospital in South-Western Nigeria. *Nigerian Journal of Surgery*. 2016;22(1):32-6.
  18. Abu S, Atim T, Ripiye N. Prevalence of Erectile Dysfunction and Awareness of Its Treatment in Abuja, Nigeria.
  19. Thorve VS, Kshirsagar AD, Vyawahare NS, Joshi VS, Ingale KG, Mohite RJ. Diabetes-induced erectile dysfunction: epidemiology, pathophysiology and management. *Journal of Diabetes and its Complications*. 2011;25(2):129-36.
  20. Gratzke C, Angulo J, Chitaley K, Dai Y-t, Kim NN, Paick J-S, et al. Anatomy, physiology, and pathophysiology of erectile dysfunction. *The journal of sexual medicine*. 2010;7(1):445-75.
  21. Hurt KJ, Musicki B, Palese MA, Crone JK, Becker RE, Moriarity JL, et al. Akt-dependent phosphorylation of endothelial nitric-oxide synthase mediates penile erection. *Proceedings of the National Academy of Sciences*. 2002;99(6):4061-6.
  22. Ezeude CM, Ezeude AM, Young EE, Oguejiofor OC, Bakari AG. Correlates of Erectile Dysfunction in Nigerian Men with Type 2 Diabetes Mellitus: Experience from a Tertiary Health Center. *Journal of Diabetes Mellitus*. 2020;10(3):182-201.
  23. Jombo HE, Onung SI, Idung AU, Iyanam VE. Erectile Dysfunction and Depression in Males with Type 2 Diabetes Mellitus in a Tertiary Healthcare Facility in Uyo, South-South Nigeria. *Asian Journal of Medical Principles and Clinical Practice*. 2020:9-17.
  24. Olopade O, Kadijat M, Paulyn N, Chinyere U, Okunowo B, Anthony A, et al., editors. Frequency and predictors of sexual dysfunctions among male Nigerians with diabetes mellitus (A Preliminary report). *Society for Endocrinology BES 2018*; 2018: BioScientifica.
  25. Ugwu T, Ezeani I, Onung S, Kolawole B, Ikem R. Predictors of erectile dysfunction in men with type 2 diabetes mellitus referred to a tertiary healthcare centre. *Advances in Endocrinology*. 2016;2016.
  26. OLUDENLADE AA. ERECTILE DYSFUNCTION IN NIGERIAN MALES WITH TYPE 2 DIABETES MELLITUS. Faculty of INTERNAL MEDICINE. 2012.
  27. Olarinoye J, Kuranga S, Katibi I, Adediran O, Jimoh A, Sanya E. Prevalence and determinants of erectile dysfunction among people with type 2 diabetes in Ilorin, Nigeria. *The Nigerian postgraduate medical journal*. 2006;13(4):291-6.
  28. Yusuf B, Fasanmade O, Sada K, Sabir A. Erectile dysfunction among diabetes mellitus patients in Sokoto, Nigeria: patients perspective. 2018.
  29. Okey-Ewurum I, Amadi A, Nwoke E, Amadi C, Ibe S, Iwuoha G, et al. Association of Erectile Dysfunction with Systemic Hypertension and Diabetes Mellitus in Rivers State, Nigeria.
  30. Adegite A, Aniekwensi E, Ohihoin A, editors. The prevalence of erectile dysfunction and its socio-demographic and lifestyle correlates among male type 2 diabetics in Jos, Nigeria. *Society for Endocrinology BES 2009*; 2009: BioScientifica.
  31. Omotola AC, Anizor C, Owolabi FA, Yusuff OT, Kehinde AJ, Ezekpo OO, et al., editors. Erectile dysfunction among male type 2 diabetics in a South Western Teaching Hospital, Nigeria. *Society for Endocrinology BES 2016*; 2016: BioScientifica.
  32. Ugwumba FO, Okafor CI, Nnabugwu II, Udeh EI, Echetafu KN, Okoh AD, et al. Prevalence of, and risk factors for erectile dysfunction in male type 2 diabetic out-patient attendees in Enugu, South East Nigeria. *Annals of African medicine*. 2018;17(4):215.
  33. Unadike B, Eregie A, Ohwovoriole A. Prevalence and types of sexual dysfunction among males with diabetes in Nigeria. *Mera: Diabetes International*. 2008:18-20.
  34. Rosen R, Cappelleri J, Gendrano Nr. The International Index of Erectile Function (IIEF): a state-of-the-science review. *International journal of impotence research*. 2002;14(4):226-44.
  35. Nisahan B, Kumanan T, Rajeshkannan N, Peranantharajah T, Aravinthan M. Erectile dysfunction and associated factors among men with diabetes mellitus from a tertiary diabetic center in Northern Sri Lanka. *BMC research notes*. 2019;12(1):210.
  36. Hurisa AD, Negera GZ. Erectile Dysfunction among Diabetic Patients in a Tertiary Hospital of Southwest Ethiopia. *The Open Public Health Journal*. 2020;13(1).
  37. Cho N, Ahn C, Park J, Ahn T, Lee H, Park T, et al. Prevalence of erectile dysfunction in Korean men with Type 2 diabetes mellitus. *Diabetic Medicine*. 2006;23(2):198-203.
  38. Chaudhary RK, Shamsi BH, Tan T, Chen H-M, Xing J-P. Study of the relationship between male erectile dysfunction and type 2 diabetes mellitus/metabolic syndrome and its components. *Journal of International Medical Research*. 2016;44(3):735-41.



39. Binmoammar TA, Hassounah S, Alsaad S, Rawaf S, Majeed A. The impact of poor glycaemic control on the prevalence of erectile dysfunction in men with type 2 diabetes mellitus: a systematic review. *JRSM open*. 2016;7(3):2054270415622602.
40. Ahmed I, Au A, Anwar E, Ali SS, Ali A, Ali A. Erectile dysfunction and type 2 diabetes mellitus in northern Pakistan. *J Pak Med Assoc*. 2013;63(12):1486-90.
41. Pallangyo P, Nicholas P, Kisenge P, Mayala H, Swai N, Janabi M. A community-based study on prevalence and correlates of erectile dysfunction among Kinondoni District Residents, Dar Es Salaam, Tanzania. *Reproductive health*. 2016;13(1):140.



**Table 1:** Risk factors associated with erectile dysfunction in various Nigerian studies.

Idung et al., 2012(15)	Olugbenga-Bello et al., 2013	Oyelade et al., 2016(14)	Takue et al., 2016(16)	Abu et al., 2019(17)
Diabetes	Diabetes	Diabetes	Diabetes	Diabetes
Hypertension	Hypertension	Hypertension	Hypertension	Hypertension
Medications	Perineal surgery	Old age	Medications	Old age
Undiagnosed medical conditions	Alcohol	Drugs Traumatic spinal cord disease		
Previous pelvic surgeries	Smoking	Heart disease	Sickle cell disease Hypogonadism	

NR: Not Reported

**Table 2:** Distribution of the studies on erectile dysfunction among Nigerian men with diabetes in various geopolitical zones.

Geopolitical zones	Frequency	Percentage (%)
South-south	4	33.3
South-west	3	25.0
South-east	2	16.7
North-central	2	16.7
North-west	1	8.3
North-east	0	0
Total	12	100

**Table 3:** Prevalence of diabetes in Nigerian according to the various geopolitical zones.

Geopolitical zones	Prevalence of diabetes (%)
South-south	9.8
South-west	5.5
South-east	4.6
North-central	3.8
North-west	3.0
North-east	5.9

**Table 4:** Prevalence of erectile dysfunction among Nigerian men with diabetes mellitus in the selected studies.

Serial number	Study	Age (years)	Prevalence of erectile dysfunction among Nigerian men with diabetes (%)	Sample size
1	Ezeude et al., 2020(22)	58.3±10.0	48.4	124
2	Jombo et al., 2020(23)	62.8±14.1	50.2	103
3	Olopade et al., 2018(24)	58.6±12.3	67.7	65
4	Ugwu et al., 2016(25)	60.3±8.8	71.1	160
5	Adesanya, 2010(26)	40-79	73.8	160
6	Olarinoye et al., 2006(27)	56.8±2.4	74.0	77
7	Yusuf et al., 2018(28)	Not available	80.1	311
8	Okey-Ewurum et al., 2020(29)	20 and above	81.7	91
9	Adegite et al., 2009(30)	56.0±8.8	87.8	66
10	Ayandele CO et al., 2016(31)	62.6±9.9	94.3	70
11	Ugwumba et al., 2018(32)	57.8 ±13.2	94.7	325
12	Unadike et al., 2008(33)	47.0±6.0	98.0	225



**Table 5:** Predictors of erectile dysfunction among Nigerian men with diabetes.

Predictors	Studies documenting the pre- Number of studies	Number of studies	Percentage of the selected studies
Poor glycaemic control	Ugwu et al., 2016(25) Ugwumba et al., 2018(32) Ezeude et al., 2020(22) Jombo et al., 2020(23)	4	33.3 %
Longer duration of diabetes	Olarinoye et al., 2006(27) Adesanya, 2010(26) Ugwu et al., 2016(25) Ugwumba et al., 2018(32) Olopade et al., 2018(24) Jombo et al., 2020(23)	6	50%
Older age	Olarinoye et al., 2006(27) Adesanya, 2010(26) Olopade et al., 2018(24) Ugwumba et al., 2018(32)	4	33.3%
Overweight/obesity	Adesanya, 2010(26) Ugwumba et al., 2018(32)	2	16.7%
Peripheral arterial disease	Adesanya, 2010(26) Ugwu et al., 2016(25) Ezeude et al., 2020(22)	3	25.5%
Autonomic neuropathy	Adesanya, 2010(26) Ugwu et al., 2016(25)	2	16.7%

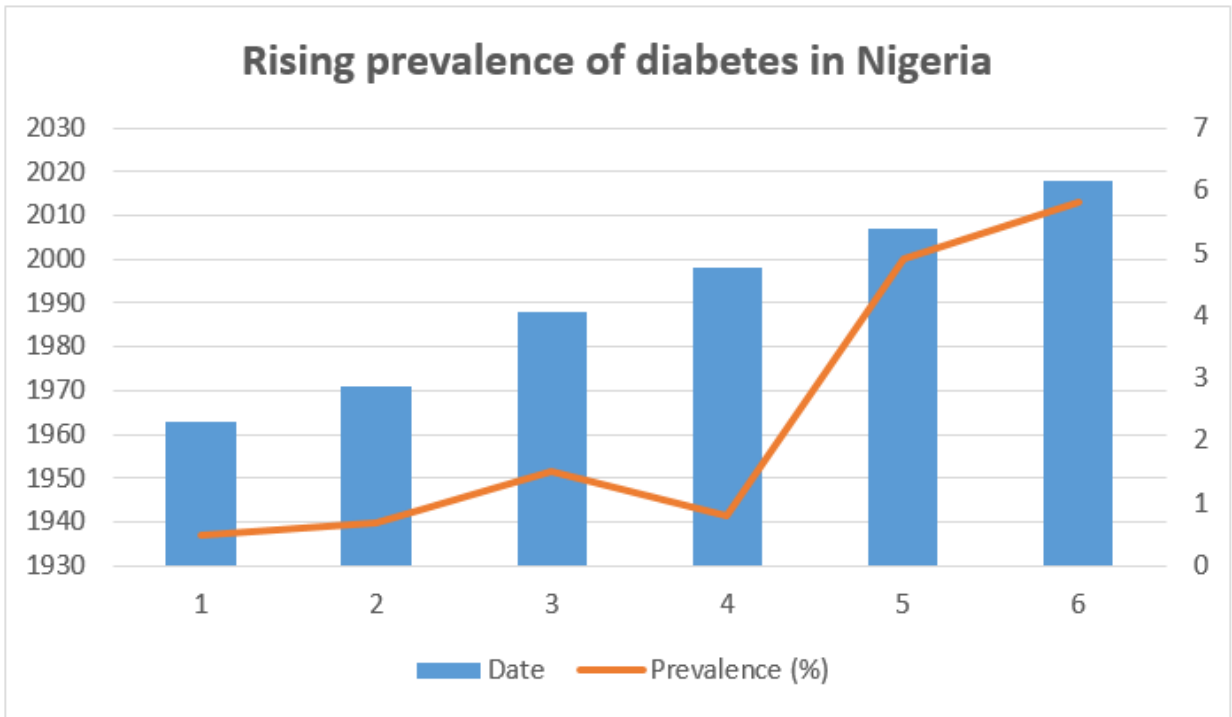
**Table 6:** Cofounders in men with diabetes.

Co-morbidities	Frequency	Study
Hypertension	59.1%	Ugwumba et al., 2018(32)
	63.8%	Ugwu et al., 2016(25)
	66.7%	Ayandele CO et al., 2016(31)
	76.0%	Adesanya, 2010(26)
	64.1%	Olopade et al., 2018(24)
Obesity	50.7%	Ugwu et al., 2016(25)
Smoking	29.9%	Ugwumba et al., 2018(32)
	27.0%	Ugwu et al., 2016(25)
	22.5%	Adesanya, 2010(26)
Alcohol	32.0%	Adesanya, 2010(26)

**Table 7:** Author's contribution

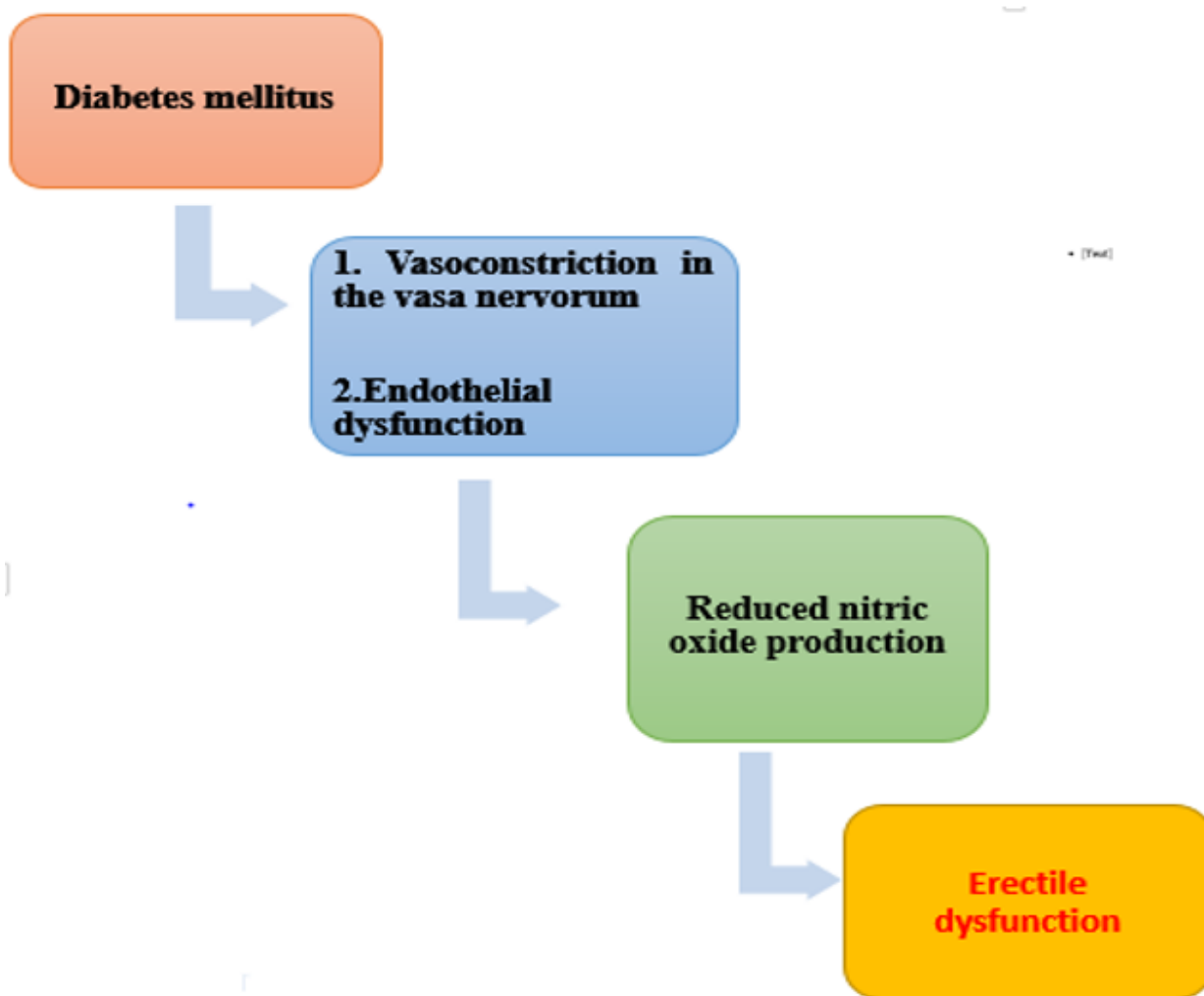
	T. A. AZEEZ	S.O. OGUNLAYI	M. E. EMUZE	E.C. EGUZOZIE
Concept	X		X	X
Design	X	X	X	X
Literature search	X	X	X	
Manuscript preparation	X			X
Manuscript editing	X	X	X	
Manuscript review	X	X		X



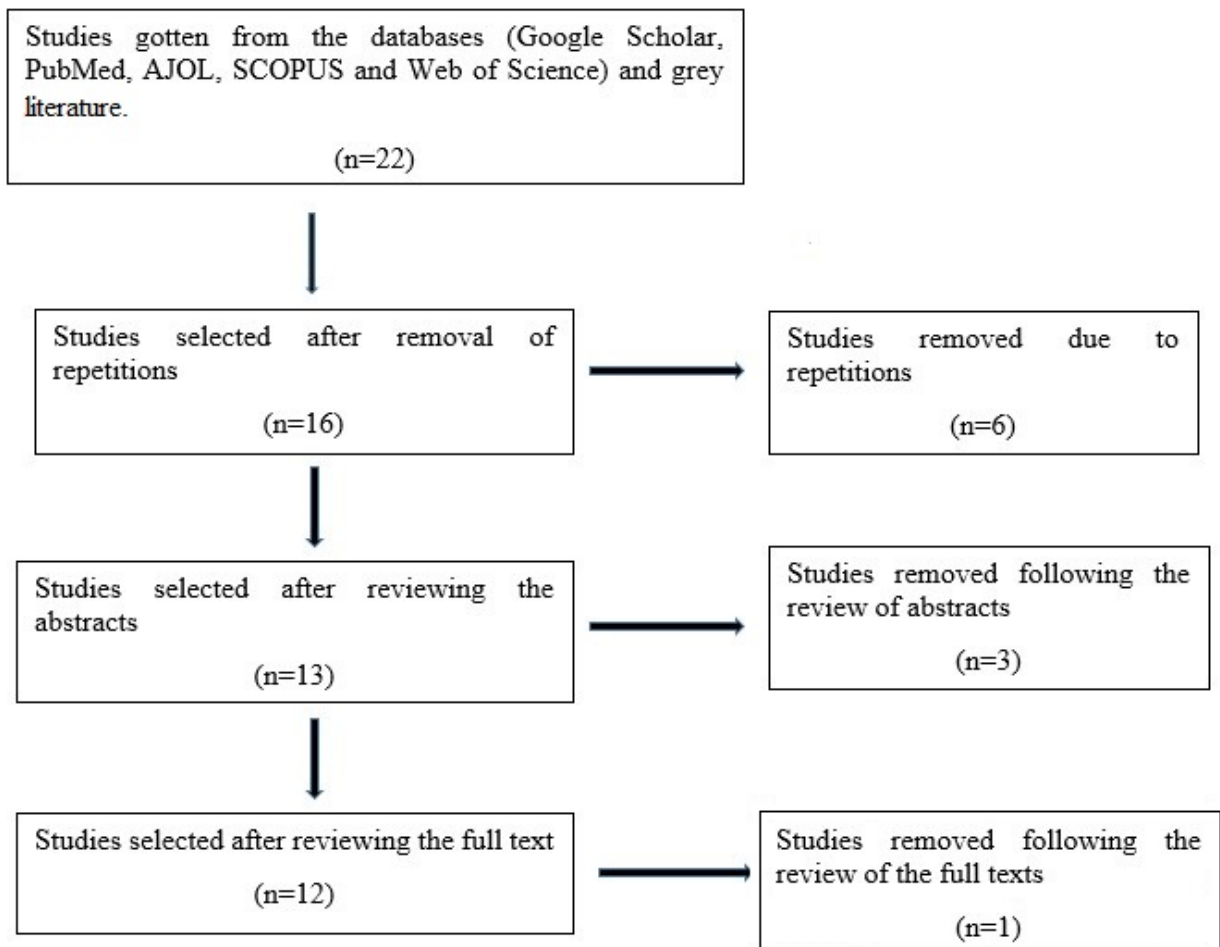


**Figure 1:** Rising prevalence of diabetes in Nigeria.

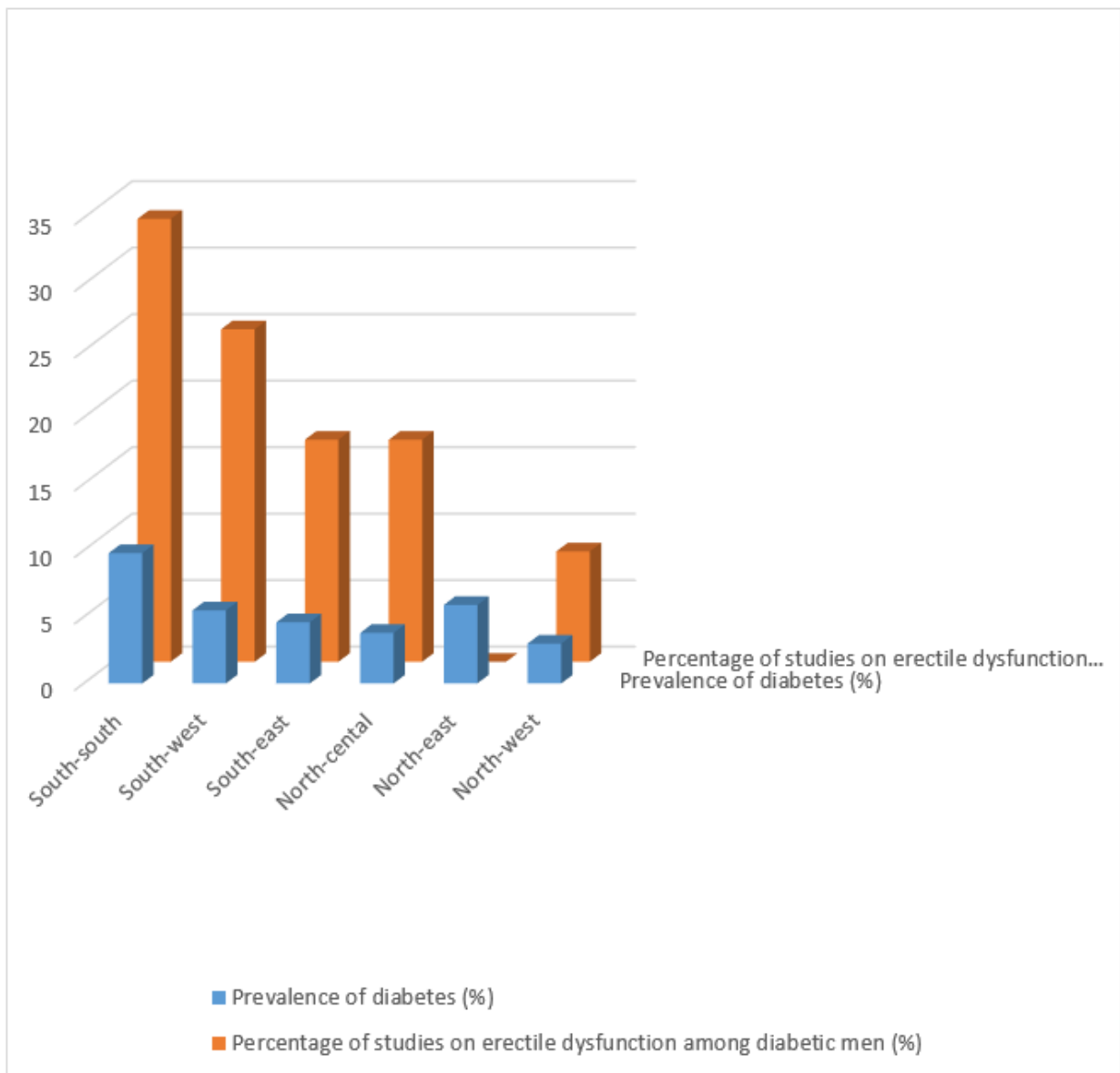




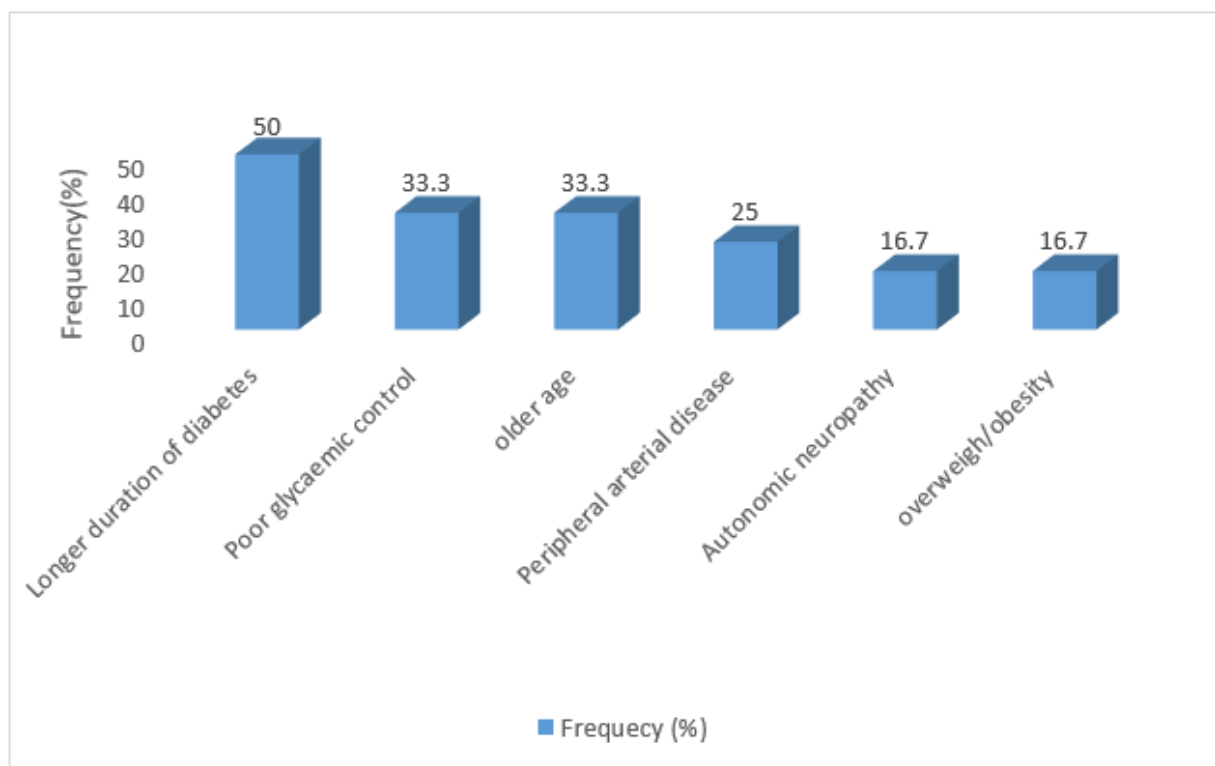
**Figure 2:** Pathophysiology of erectile dysfunction in diabetes.



**Figure 3:** PRISMA flow diagram of literature search and selection.



**Figure 4:** Comparison of the prevalence of diabetes and the number of studies on ED among Nigerian men with diabetes mellitus across the six geopolitical zones.



**Figure 5:** Frequencies of predictors of erectile dysfunction in Nigerian men with diabetes in various studies.