

**US SOLAS
Science Plan**

CONTRIBUTING AUTHORS

Rachel H. R. Stanley
Wellesley College

Thomas Bell
Plymouth Marine
Laboratory

Yuan Gao
Rutgers University

Cassandra Gaston
University of Miami,
RSMAS

David Ho
University of Hawai'i

David Kieber
SUNY College of
Environmental Science
and Forestry

Kate Mackey
UC Irvine

Nicholas Meskhidze
NC State University

Bill Miller
University of Georgia

Henry Potter
Texas A&M University

Penny Vlahos
University of Connecticut

Patricia Yager
University of Georgia

Becky Alexander
University of Washington

Steven R. Beupre
Stony Brook University

Susanne Craig
NASA Goddard Space
Flight Center/USRA

Greg Cutter
Old Dominion University

Steven Emerson
University of Washington

Amanda A. Frossard
University of Georgia

Santiago Gasso
NASA/University of
Maryland

Brian Haus
RSMAS, University of
Miami

William C. Keene
University of Virginia

William M. Landing
Florida State University

Richard H. Moore
NASA Langley Research
Center

David Ortiz-Suslow
Naval Postgraduate
School

Jaime Palter
University of Rhode Island

Fabien Paulot
NOAA/OAR/GFDL

Eric Saltzman
UC Irvine

Daniel Thornton
Texas A&M University

Andrew Wozniak
University of Delaware

Lauren Zamora
NASA Goddard Space
Flight Center
/University of Maryland

Heather Benway
Woods Hole
Oceanographic
Institution

EDITOR

Mai Maheigan

Woods Hole Oceanographic Institution

BIBLIOGRAPHIC CITATION

Stanley, R, T Bell, Y Gao, C Gaston, D Ho, D Kieber, K Mackey, N Meskhidze, B Miller, H Potter, P Vlahos, P Yager, B Alexander, S Beupre, S Craig, G Cutter, S Emerson, A Frossard, S Gasso, B Haus, W Keene, W Landing, R Moore, D Ortiz-Suslow, J Palter, F Paulot, E Saltzman, D Thornton, A Wozniak, L Zamora, H Benway. 2021. US SOLAS Science Report. 62pp. DOI 10.1575/1912/27821

ACKNOWLEDGMENTS

Thank you to NSF, NASA, and OCB for funding the workshop, and to all the workshop participants who were a vital part of developing this plan.

COVER IMAGES

FRONT: Photo of a porthole on the R/V Armstrong during a cruise in the mid Atlantic Bight in Spring, 2018 (Credit: Bethany Fowler).




TABLE OF CONTENTS

1 Executive Summary	5
2 Introduction	8
2.1 Background and history	8
2.2 Ocean-Atmosphere Interaction Committee	9
2.3 Workshop rationale and summary	9
3 US Contributions to International SOLAS	10
3.1 Theme 1 Greenhouse gases and the oceans	11
3.2 Theme 2. Air-sea interface and fluxes of mass and energy	13
3.3 Theme 3. Atmospheric deposition and ocean biogeochemistry	15
3.4 Theme 4. Interconnections between aerosols, clouds, and marine ecosystems	17
3.5 Theme 5. Ocean biogeochemical controls on atmospheric chemistry	19
4 Crosscutting Topics and Research Questions	22
4.1 Sea-surface microlayer	23
4.1.1 Role of bubbles in the formation and decay of the sea-surface microlayer	23
4.1.2 Particulate matter	24
4.1.3 Thermal and photochemical reactions	24
4.2 Surfactants	25
4.2.1 Surfactant chemistry, including sources and sinks in the surface ocean	25
4.2.2 Surfactant physical properties and effects on SOLAS-relevant processes:	26
4.3 Air-sea gas exchange	26
4.3.1 Turbulence as a fundamental drive	27
4.3.2 High wind speed regions	28
4.3.3 Coastal areas	28
4.3.4 Sea ice	29
4.4 Halogens, reactive nitrogen, and redox chemistry	30
4.4.1 Ocean-atmosphere interactions involving halogens	30
4.4.2 Ocean-atmosphere interactions involving reactive nitrogen	31
4.4.3 Oxidation state of the marine boundary layer and surface ocean	31
4.5.1 Physical drivers of open-ocean wind waves	33

4.5.2 Bubble plume dynamics and bubble rafts	33
4.5.3 Primary marine aerosol production and evolution	34
4.5.4 Aerosol nutrients and bioavailability	34
5 Implementation	36
5.1 Leveraging Existing Long-Term In Situ Platforms and Programs	36
5.2 Field Campaigns: Past and Future	38
5.3 Remote Sensing Technologies	39
5.4 Numerical and Data Analysis Tools	39
5.5 Model development	40
5.5.1 Modeling of marine aerosols	40
5.5.2 Nutrient cycling models	41
5.6 Data Management	41
6 Leadership, Coordination, and Communication	42
7 References	44
Appendix 1	
2019 US SOLAS Workshop Documents	57
Appendix 2	
2019 US SOLAS Workshop Documents Participant List	59

I Executive Summary

The Surface Ocean – Lower Atmosphere Study (SOLAS) (<http://www.solas-int.org/>) is an international research initiative focused on understanding the key biogeochemical-physical interactions and feedbacks between the ocean and atmosphere that are critical elements of climate and global biogeochemical cycles. Following the release of the SOLAS Decadal Science Plan (2015-2025) (Brévière et al., 2016), the Ocean-Atmosphere Interaction Committee (OAIC) was formed as a subcommittee of the Ocean Carbon and Biogeochemistry (OCB) Scientific Steering Committee to coordinate US SOLAS efforts and activities, facilitate interactions among atmospheric and ocean scientists, and strengthen US contributions to international SOLAS. In October 2019, with support from OCB, the OAIC convened an [open community workshop, Ocean-Atmosphere Interactions: Scoping directions for new research](#) with the goal of fostering new collaborations and identifying knowledge gaps and high-priority science questions to formulate a US SOLAS Science Plan. Based on presentations and discussions at the workshop, the OAIC and workshop participants have developed this US SOLAS Science Plan. The first part of the workshop and this Science Plan were purposefully designed around the five themes of the SOLAS Decadal Science Plan (2015-2025) (Brévière et al., 2016) to provide a common set of research priorities and ensure a more cohesive US contribution to international SOLAS. The following high-level priorities emerged for each of the international SOLAS Science themes (Fig. 1, section 3):

Theme 1: Greenhouse gases and the ocean

- Constrain key drivers of natural variability in air-sea fluxes (e.g., climate indices, volcanic eruptions, circulation, etc.)
- Expand capacity to observe and quantify carbon fluxes along the aquatic continuum and constrain the impact of extreme events in land-ocean and coastal carbon fluxes
- Constrain uncertainties and temporal variability of processes underlying regional air-sea fluxes, particularly in high $\Delta p\text{CO}_2$ regions (e.g., coastal upwelling regions, tropical and high latitude oceans, western boundary currents, etc.)
- Expand observational capabilities and coverage to better quantify fluxes of other potent greenhouse gases (GHGs) (e.g., methane and nitrous oxide) and improve understanding of associated processes

Theme 2: Air-Sea Interface and Fluxes of Mass and Energy

- Improve capacity to measure and quantify gas exchange in poorly measured environments with high uncertainty (high winds/waves, shallow coastal waters, regions with partial sea ice cover)
- Improve understanding of fundamental processes that determine gas transfer (waves, wave breaking, sea spray, bubbles, surfactants)
- Develop more sophisticated gas transfer parameterizations through improvement of existing techniques (e.g., eddy covariance), as well as application of remote sensing, numerical methods, and new findings from lab and field studies

Theme 3: Atmospheric Deposition and Ocean Biogeochemistry

- Expand observational capabilities (e.g., autonomous, remote sensing, ship-based, time-series, etc.) and coverage (regions such as the high latitudes, Pacific, and Indian Oceans) to better constrain atmospheric deposition fluxes on different spatial and temporal scales in a variety of oceanic environments
- Improve representation of atmospheric deposition processes in models
- Develop a mechanistic understanding of the biological and chemical factors that determine the bioavailability of deposited nutrients
- Develop reference materials, standardized sampling and laboratory protocols, and a recommended core set of parameters for field collection and pursue international intercalibration efforts to improve intercomparability of atmospheric deposition measurements

Theme 4: Interconnection Between Aerosols, Clouds, and Marine Ecosystems

- Conduct laboratory and field studies to better understand the processes that drive the production and air-sea exchange of volatile organic compounds (VOCs), primary organic aerosol, and secondary organic aerosol
- Explore the physical processes that help shape cloud condensation nuclei (CCN) properties of ocean-derived aerosols
- Examine remote sensing observables that can help link biological activity in the ocean to aerosols and clouds

Theme 5: Ocean Biogeochemical Controls on Atmospheric Chemistry

- Determine physical, photochemical, and ecological controls on VOC production and removal
- Examine the impact of climate change and episodic events (e.g., hurricanes, algal blooms) on marine VOC production and emissions
- Study the biochemical basis for VOC formation

Workshop participants also identified crosscutting topics (Fig. 2, section 4) that span multiple SOLAS themes and are ripe for new discovery. Research activities on these topics such as collecting observations, expanding observational capabilities across platforms, conducting process studies in the laboratory and field, improving modeling capabilities and representation of key processes, and developing and applying new numerical approaches have the capacity to advance the field of air-sea research:

- **Sea-surface microlayer:** Priorities include the role of bubbles in its formation and decay, particulate matter composition and cycling, thermal and photochemical reactions, and development of standardized approaches for sampling.
- **Surfactants:** Priorities include identifying major sources and sinks (e.g., dissolved organic carbon (DOC) in dissolved, colloidal, and particulate forms) of marine surfactants and understanding their physical properties and associated effects on processes such as air-sea gas flux and aerosol growth and activation.
- **Air-sea gas exchange:** Priorities include studies of turbulence, a fundamental driver of air-

sea gas exchange, as well as observations and process studies to improve parameterizations in high-wind speed, coastal, and sea ice-impacted regions.

- **Halogens, reactive nitrogen, and redox chemistry:** Priorities include more measurements of reactive bromine, chlorine, and iodine in the marine troposphere and surface ocean, shipboard investigations of alkyl nitrate formation and associated photochemical and biological processes, and ship- and laboratory-based studies aimed at identifying key processes that determine the oxidative state of the marine boundary layer and surface ocean.
- **Air-sea exchange and evolution of atmospheric aerosols:** Priorities include improved characterization of open-ocean wind, wave, and bubble plume dynamics and associated impacts on primary marine aerosol (PMA) production and air-sea exchange, improved understanding of how the ocean's physicochemical and biological state affects PMA properties and how those properties evolve during atmospheric transport, and better constraints on the sources and bioavailability of aerosol-borne nutrients deposited in the surface ocean.

Implementation of US SOLAS research priorities outlined here will require a combination of community-led efforts and sustained communication and coordination to strengthen and expand the US air-sea research community and ensure robust contributions to SOLAS. Overarching recommendations include: improved and expanded observations and platforms; applications of airborne and satellite remote sensing datasets; field and laboratory-based process studies; large community-coordinated interdisciplinary field campaigns; more advanced models, numerical and data analysis tools; establishment of community-vetted standard operating procedures and best practices; and universal adoption of FAIR (Findable, Accessible, Interoperable, Reusable, Wilkinson et al., 2016) data practices. Continued investments in leadership (e.g., OAIC), coordination of community workshops and activities, and support and capacity building of the next generation of air-sea researchers will ensure a productive and vibrant US SOLAS community in the future.

2 Introduction

2.1 Background and history

The following brief historical narrative of SOLAS and US involvement in SOLAS progress is provided as context for the new US Science Plan. SOLAS is jointly sponsored by the Scientific Committee on Oceanic Research (SCOR), the international Commission on Atmospheric Chemistry and Global Pollution (iCACGP), and the World Climate Research Programme (WCRP). SOLAS was launched as a core project of IGBP (International Geosphere-Biosphere Programme) in 2004, became part of Future Earth in 2015, and currently has 30 scientific national and regional networks worldwide.

Initial discussions with SCOR and IGBP about SOLAS began in 1997 with a task team meeting in London that produced IGBP Bulletin No. 31, 1997. The first SOLAS International Open Science/ Planning Meeting was held in Damp, Germany (February 2000) with strong representation from the US research community. An international scientific steering committee (SSC) was assembled in May 2000 to develop a Science Plan. US scientists served on the SOLAS SSC and helped shape the first international SOLAS Science plan (SOLAS, 2004). There has been continual US representation on the SOLAS SSC and a US National Representative throughout the history of SOLAS.

In 2001, the National Science Foundation (NSF)'s Chemical Oceanography Program made an award to support a US-SOLAS Workshop aimed at developing a US-SOLAS science plan with direct links to the growing international SOLAS initiative. The workshop considered several interrelated fundamental science issues in ocean-atmosphere biogeochemical coupling, including the sulfur cycle, radiation and photochemistry, CO₂ and other climate-relevant gases, atmosphere-ocean nitrogen cycling, and boundary layer physics. Additional funding from the National Oceanic and Atmospheric Administration (NOAA), the Office of Naval Research (ONR), and the National Aeronautics and Space Administration (NASA) culminated in the first US-SOLAS workshop in Potomac, MD (May 2001). About 70 US scientists contributed to discussions that led to the first US-SOLAS Science Plan completed later that same year. In 2006, with contributions from 28 SSC and Advisory members, US-SOLAS followed with an updated Science Implementation Plan (McGillis, 2006) that contained specific recommendations for future US-SOLAS research that linked to the international SOLAS project. While US atmospheric and oceanographic scientists have since continued to collaborate and make globally recognized contributions to the understanding of ocean-atmosphere interactions, the 2006 science implementation plan has not been revisited. US air-sea research has since pressed ahead largely in alignment with specific funding opportunities rather than under a common umbrella of national research priorities.

The international SOLAS project reformulated Midterm Strategies (Law et al., 2013) to focus attention on critical areas of air-sea research and its relevance to societal needs and later developed the SOLAS Decadal Science Plan (2015-2025) (Brévière et al., 2016). An increasingly active US community contributed to these plans, participated in domestic and international SOLAS research collaborations, and SOLAS workshops and Open Science Meetings, but did so without a modern US SOLAS plan.

2.2 Ocean-Atmosphere Interaction Committee

The Ocean-Atmosphere Interaction Committee (OAIC) was formed in 2018 as a subcommittee of the Ocean Carbon and Biogeochemistry (OCB) SSC to strengthen communication and collaboration between ocean and atmospheric scientists in the US. The committee provides support for scientists working at the air-sea interface to overcome the disciplinary silos that result from separate atmospheric or oceanic science community platforms. The OAIC works to reinvigorate a network of US air-sea researchers in collaboration with the international SOLAS program. Specific roles of OAIC include:

- Representing the interests of the air-sea research community to the broader scientific community, as well as educators, decision-makers, and the general public
- Organizing topical air-sea workshops or organizing sessions at large national and international conferences
- Mentoring early-career scientists who wish to conduct air-sea research
- Facilitating early career participation in meetings and training activities focused on air-sea interactions
- Communicating opportunities and scientific findings to grow and strengthen a network of air-sea researchers
- Exploring potential sources and mechanisms for funding air-sea research

2.3 Workshop rationale and summary

The interface between the ocean and the atmosphere covers over 70% of the planet's surface area, and an improved understanding of the processes operating at this interface is key to our ability to predict future climate scenarios. As Earth System Models (ESMs) evolve, new understanding of air-sea interactions should be incorporated, including novel knowledge on high and extreme wind events, gas and aerosol exchange, heat exchange, biogeochemical and ecological feedbacks, and the multi-faceted impacts of large-scale climate indices such as the El Niño Southern Oscillation (ENSO). These phenomena impact the lower atmosphere and surface ocean across regional and global scales, but we have only begun to understand their intricacies. To date, there has been limited systematic coordination within the US air-sea research community, but there is a need to network, collaborate, and coordinate air-sea research activities.

With leadership from the [OAIC](#), OCB convened a [community workshop, Ocean-Atmosphere Interactions: Scoping directions for new research](#), on October 1-3, 2019 in Sterling, VA. The goal of this workshop was to bring together members of the US air-sea research community to facilitate new collaborations, identify knowledge gaps and high-priority science questions to motivate innovative research and contribute to international SOLAS efforts, and to formulate a US SOLAS science plan. The workshop included 59 members of the air-sea research community and representatives from NSF, NASA, and the US Carbon Cycle Science Program. Based on presentations and discussions at the workshop ([workshop website](#)), the OAIC and workshop participants developed a common set of science goals and research priorities outlined in this report that will serve to strengthen the US air-sea research community and foster a more cohesive US contribution to international SOLAS.

3 US Contributions to International SOLAS

The key air-sea interaction research priorities, collaborations, and critical issues identified by the US-SOLAS community at the workshop were quite detailed, diverse, and wide-ranging. We organized this report to articulate the strengths of potential US SOLAS questions and initiatives and potential synergy with the international SOLAS program. To this end, we first framed key US-SOLAS questions and activities within the themes identified in the SOLAS Decadal Science Plan (2015-2025) (Brévière et al., 2016, Fig. 1) (Section 3), and then we identified critical cross-cutting research areas (Section 4).

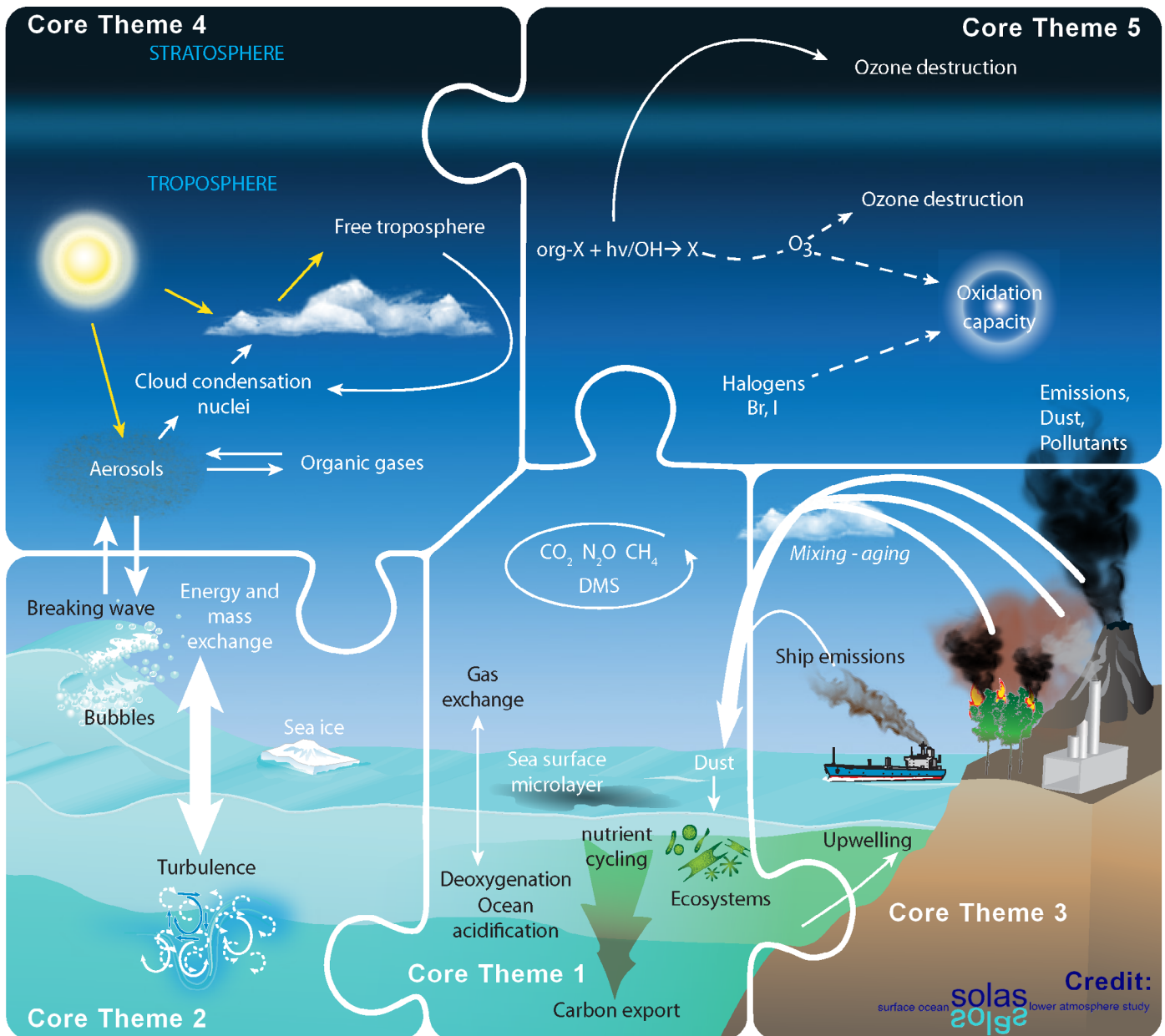


Figure 1. The international SOLAS program is organized around 5 core themes, each represented by a piece of the puzzle. In Section 3, we detail key US priorities within each of the SOLAS themes. *Figure courtesy of SOLAS International Project Office.*

3.1 Theme 1. Greenhouse gases and the oceans

Greenhouse gases (GHGs) such as carbon dioxide (CO₂), methane (CH₄), and nitrous oxide (N₂O) are key regulators of Earth's temperature and climate. Atmospheric GHG concentrations are mainly regulated by physical and biogeochemical processes in the upper ocean. Steady progress has been made to improve quantitative constraints and process-level understanding of global N₂O (Tian et al., 2020), CH₄ (Saunio et al., 2020), and carbon (Friedlingstein et al., 2019) budgets, oceanic uptake of anthropogenic carbon (Gruber et al., 2019), land-ocean carbon fluxes (Resplandy et al., 2018), and temporal variability in the ocean carbon sink (McKinley et al., 2020; Lovenduski et al., 2019; McKinley et al., 2017). Data products and databases such as the Surface Ocean CO₂ Atlas (SOCAT) and CH₄/N₂O database, MEMENTO, are valuable resources for carbon cycle studies and biogeochemical model validation. Advances in sensor development and autonomous aircraft- and satellite-based observing technology will expand coverage and yield new insights on oceanic drivers of GHG cycling and their feedbacks on climate. The high-level US priorities that emerged related to oceanic GHG cycling and associated atmosphere-ocean dynamics are:

What are the sources of natural variability in air-sea gas exchange of GHG?

Large-scale climate indices (e.g., ENSO, Pacific Decadal Oscillation (PDO), Southern Annular Mode (SAM)) and other earth system processes interact to cause natural variations in air-sea gas exchange. Key components of these interactions are poorly constrained and thus limit predictive capacity, including:

- Implications of ocean circulation shifts
- Volcanic eruptions - deposition effects (fertilization) on ocean productivity and carbon uptake
- Local to regional biophysical interactions (e.g., submesoscale to mesoscale eddies, fronts)
- Carbon-climate feedbacks associated with physical and biological responses to anthropogenic warming, ocean acidification and deoxygenation, and increased nutrient loading from atmospheric and terrestrial inputs

What are the uncertainties and temporal variability in regional air-sea fluxes?

Regional fluxes vary based on dynamics and response times, and observations to discern these differences are lacking. In particular, it is important to improve process understanding and observational coverage of air-sea fluxes in high $\Delta p\text{CO}_2$ regions (e.g., coastal upwelling regions, tropical and high latitude oceans, western boundary currents, etc.). Thus, we need to:

- Evaluate potential contributions of air-sea flux measurement uncertainties (observational gaps, seasonal biases, biases in air-sea gas exchange parameterizations, etc.) to model-data discrepancies in regional interannual and decadal variability in ocean carbon uptake and outgassing
- Explore impacts of ice (glaciers, sea ice) on high-latitude air-sea and land-ocean carbon fluxes
- Compare observation-based surface pCO₂ products and associated methods (e.g., interpolation) and identify potential sources of discrepancy (e.g., skin temperature corrections, treatment/definition of surface pCO₂) - e.g., [OCB Working Group Filling the gaps in observation-based estimates of air-sea carbon fluxes](#)

- Cross-calibrate regional measurements across platforms (e.g., ships, floats, gliders, moorings)

How can we improve estimates of riverine and coastal carbon fluxes for increased understanding of GHG exchange?

While the coastal ocean makes up only a small percentage of the global ocean area, these dynamic systems cycle a disproportionate amount of carbon. With their high spatiotemporal variability, coastal and estuarine carbon fluxes are especially uncertain in the face of climate and land use changes. Closing the ocean carbon budget requires improvements in our capacity to measure and model coastal riverine, lateral, and air-sea fluxes. Specific recommendations include:

- Expand the capacity to measure extreme events by deploying autonomous observing assets to quantify episodic land-ocean fluxes and carbon delivery to coastal waters
- Apply novel observing tools and methods (e.g., remote sensing technology, isotope and tracer methods) to quantify and scale up lateral fluxes from tidal wetlands to coastal waters
- Use [NOAA's Carbon Tracker](#) as a potential roadmap for integrating diverse measurements with models
- Deploy novel platforms (e.g., animals in the Southern Ocean, gliders on shelves, Saildrones in Arctic, etc.) equipped with sensors to measure ocean carbon system parameters

What are the sea-to-air fluxes of other greenhouse gases of interest?

N₂O and CH₄ are potent GHGs with large natural sources, sinks, and reservoirs, and are thus deemed a high priority for future observation and prediction, particularly given the dearth of oceanic CH₄ (~20,000 measurements in MEMENTO) and N₂O (~120,000 measurements in MEMENTO) measurements relative to CO₂ (>28 million pCO₂ measurements in SOCAT v2020). The [SCOR Working Group 143 "Dissolved N₂O and CH₄ measurements: Working towards a global network of ocean time series measurements of N₂O and CH₄"](#) worked to establish a common framework for measurement, standardization, and data reporting to improve quality and inter-comparability of these oceanic GHG measurements (Wilson et al., 2018). Although considerable progress has been made to standardize measurements and reporting, the natural cycles of CH₄ and N₂O and the driving physical and biogeochemical processes underlying these cycles remain poorly characterized. Oceanic emissions of N₂O and CH₄ occur naturally via a range of microbial processes, and production and consumption of these GHGs in the ocean are highly sensitive to climate and environmental changes. A recent [OCB Scoping Workshop Oceanic Methane and Nitrous Oxide: The present situation and future scenarios](#) convened researchers to plan and prioritize future CH₄ and N₂O measurements in the global ocean and assess current understanding of the production and consumption mechanisms, emissions, and spatiotemporal distributions (Wilson et al., 2020), specifically targeting the following priorities:

- Determine gas hydrate destabilization and fate of released CH₄
- Study microbial dynamics of denitrification- and nitrification-driven N₂O production and links to oxygen minimum zone evolution
- Evaluate the impacts of climate change and physical processes such as upwelling and diapycnal mixing on GHG advection to the surface ocean and flux to the atmosphere
- Determine the impacts of ocean acidification, deoxygenation, and warming on GHG production rates and associated climate and environmental feedbacks on interannual (e.g., ENSO) and multidecadal timescales
- Examine N₂O-CO₂ feedbacks associated with deposition-driven bloom initiation and

subsequent biological drawdown of CO₂ and N₂O

- Evaluate and include in models the release of methane from degradation of plastics in the marine environment. Participants of this workshop are also compiling a best practices guide for the measurement of CH₄ and N₂O in seawater (<https://web.whoi.edu/methane-workshop/sops/>)

3.2 Theme 2. Air-sea interface and fluxes of mass and energy

Fluxes across the air-sea interface are an essential connection between the ocean and atmosphere. These fluxes are difficult to measure directly, and thus are most often parameterized in terms of more readily available measurements such as wind speed. Important progress has been made in quantifying air-sea fluxes over the last decade but there is still considerable uncertainty on how to best calculate air-sea exchange in “non-standard” environments, such as coastal regimes, ice covered regions, high wind-speed environments, and estuaries. Additionally, questions remain over which fundamental processes and variables should be included in air-sea gas transfer velocity parameterizations. Furthermore, while a wide variety of methods have been successfully applied to investigate air-sea exchange, it is essential to continue to evaluate these methods as they often disagree, especially in marginal environments. Air-sea fluxes of gases, energy and momentum are discussed in this section. Air-sea fluxes of primary aerosols are discussed in Section 3.4. The following questions emerged as high US priorities to advance progress on SOLAS Theme 2.

In what environments does air-sea exchange have the greatest uncertainty?

Much progress has been made in constraining key drivers and developing robust parameterizations of air-sea gas exchange in the open ocean. However, large uncertainties remain for undersampled systems (e.g., high-wind environments, coastal regions, ice-covered regions), in part because of a lack of understanding of the key processes that drive air-sea exchange. Air-sea momentum, mass and heat exchange in extreme wind conditions are very complex and not well understood. There is increasing evidence that the air-sea interface changes fundamentally at or approaching hurricane-force winds, in which whitecaps, spray, and spume dominate the wave boundary layer, acting to limit (Curcic and Haus, 2020, Donelan et al., 2004; Potter et al., 2015; Takagaki et al., 2012) and perhaps even reduce the aerodynamic drag (Powell et al., 2003; Jarosz et al., 2007; Sanford et al., 2011). At high wind speeds (>25 m s⁻¹), bubble processes associated with breaking waves are important drivers of air-sea gas exchange, but are not well constrained or parameterized due to logistical challenges (D’Asaro and McNeil, 2007). Studies to date have yielded conflicting results on the impact of high wind speeds on the form of the wind speed-gas transfer relationship, particularly whether or not gas transfer eventually plateaus at high wind speeds.

There are also large uncertainties in air-sea exchange in partially ice-covered environments, since ice dampens air-sea gas exchange, whereas ice leads may experience increased turbulence relative to the open ocean. Traditionally, gas exchange in ice-covered environments has been treated similarly to open ocean settings and simplistically scaled by the fraction of the ice cover, which fails to capture key underlying physical, chemical, and biological processes (Crabeck et al., 2014; Else et al., 2013, Fransson et al., 2017; Gourdal et al., 2019). Coastal and estuarine systems are responsible for a large drawdown of CO₂, and yet gas transfer in these systems is still highly uncertain due to limited fetch, coastal currents, shallow waters, and increased surfactants. Research priorities include:

- Identify and characterize physical and biogeochemical drivers to better quantify and predict

air-sea exchange in ice-covered systems

- Explicitly measure gas exchange in partially ice-covered systems using a variety of methods that integrate over different spatial and temporal scales
- Improve existing estuarine-specific parameterizations and determine whether there are better parameters to use for estuarine gas exchange than wind speed, water depth and current velocity
- Conduct more detailed investigations of air-sea exchange of gases, energy, and heat at very high-wind speeds, using autonomous in situ sensors (e.g., during hurricanes), in order to accurately model air-sea exchange fluxes at high wind speeds

What are the fundamental processes and variables needed in air-sea exchange models?

Air-sea exchange fundamentally depends on turbulence, but since turbulence is typically not measured directly in field studies, air-sea exchange parameterizations are often based solely on wind speed/stress. For example, many existing gas transfer parameterizations (e.g. Wanninkhof, 2014) do not explicitly include bubbles, yet bubbles produced from breaking waves at the sea surface represent an important transfer mechanism from the atmosphere to the surface ocean for relatively insoluble gases such as oxygen. It is unclear how well the few parameterizations that include bubbles (Liang et al., 2013; Deike and Melville, 2018) work in different environments. Whitecap fractional coverage which is typically parameterized in terms of wind speed, has orders of magnitude uncertainty (Anguelova and Webster, 2006), and the parameterizations are uncertain. Furthermore, organic surfactants on the sea surface (see Sections 4.1 and 4.2) can affect gas diffusion across the air-sea interface and can strongly dampen short-wavelength (cm-scale) waves on the ocean surface. In laboratory and field experiments, surfactants have been shown to suppress air-sea gas transfer by as much as 30% (Frew et al., 1990, Salter et al., 2011). Microfibers from plastic may increase surface tension and thus could dampen air-sea exchange. The following activities are required to improve estimates of air-sea gas exchange:

- Quantify relationships between turbulence and key variables such as water temperature, air temperature, humidity, and wave statistics to inform the development of more robust air-sea exchange parameterizations for use in multiple environments
- Expand gas exchange parameterizations to explicitly include gas transfer through bubbles, sea spray and other phenomena relevant at high wind speeds (e.g., wind history, rain, etc.)
- Conduct field-based bubble studies to investigate the role of bubbles at high wind speeds and determine bubble penetration depth and size distributions in a range of oceanographic settings, especially during high-wind events such as hurricanes
- Improve understanding of whitecaps, the surface expression of wave breaking, and a myriad of boundary layer processes, by conducting holistic field-based studies in a range of environments
- Conduct field studies to quantify how the composition, concentration, and origin of surfactants determine their influence on air-sea exchange

What new methods can be used to improve our understanding?

Traditional gas exchange experiments have been conducted in the field using several techniques, including eddy covariance of CO₂ or dimethyl sulfide (DMS), tracer release experiments using ³He and SF₆, and mass balance approaches using noble gases. However, results from these techniques

do not always agree, and the origins of these discrepancies are not fully understood. Models are also useful tools for quantifying air-sea gas exchange and can be used to derive wave statistics that can be used to calculate wave property-based estimates of gas exchange. Inclusion of wave properties in gas transfer parameterizations may allow better estimation of bubble effects on gas exchange. What new approaches can be used to measure gas exchange and its key drivers?

- Expand the eddy covariance technique to other gases, and further evaluate the uncertainties and limitations of this technique
- Conduct laboratory studies to target specific mechanisms of gas exchange, particularly those relevant to under-studied environments, and conduct a comparative analysis to assess the transferability of these findings to the field
- Increase use of remote sensing methods to provide much needed global coverage and information on properties relevant to air-sea exchange such as wave age, surface roughness, and whitecap fraction (Anguelova and Bettenhausen, 2019)
- Use data assimilation of surface properties to improve air-sea exchange parameterizations. Continue to use and adapt ocean inversion methods to derive air-sea exchange

3.3 Theme 3. Atmospheric deposition and ocean biogeochemistry

Atmospheric deposition delivers nutrients (e.g., iron) to the remote ocean (Duce et al., 1991; Jickells et al., 2005) that are known to limit marine primary production and affect the cycling of other nutrients such as nitrogen (N) and phosphorus (P) (Falkowski et al., 1998; Kim et al., 2011; Moore et al., 2013). Thus, atmospheric deposition has large-scale impacts on the ecology and biogeochemical cycles in the upper ocean. Steady progress has been made to advance the process-level understanding of atmospheric nutrient deposition to the oceans and improve their representation in global biogeochemical models. However, the temporal and spatial coverage of atmospheric deposition sampling is limited, and there remains substantial uncertainty in the parameterization of deposition processes in models. To overcome these challenges and gain a better understanding of atmosphere-ocean biogeochemical interactions, the following fundamental questions emerged as high US priorities to advance progress on SOLAS Theme 3.

How can we improve the estimates of atmospheric nutrient deposition in models?

Most atmospheric models still treat deposition as a seasonal cycle; mechanistic understanding and complexity of atmospheric deposition should be better represented in models with inclusion of important factors such as speciation, solubility, residence time, and boundary conditions. Priorities needed to improve models include:

- Advocate for collaboration between modelers and observational scientists to discuss critical questions, data issues, and important parameters to measure
- Identify fundamental processes and variables needed to improve atmospheric deposition models
- Explore higher-frequency and mesoscale variability through process studies, with the goal of improving mechanistic understanding and model parameterizations on a regional scale
- Move from data to mechanistic models to parameterizations that can be used in global models.
- Merge in situ observations (e.g., ships, buoys, gliders), satellite data, and numerical models

to develop global estimates of deposition fluxes and their impacts on upper ocean biogeochemical processes to better understand climate feedbacks and to project long-term trends

In what environments does atmospheric deposition have the greatest uncertainty? What are long-term depositional fluxes in regions other than the North Atlantic?

Long-term atmospheric observational platforms are largely restricted to the North Atlantic. By contrast there is a dearth of depositional data in the Southern Ocean, a region that is under-sampled in terms of atmospheric deposition due to its remoteness and low aerosol concentrations (Winton et al., 2016; Gao et al., 2020) and the Arctic Ocean that is impacted by altered regional dust sources and atmospheric composition due to the warming (Crusius et al., 2011; Gao et al., 2019). Key research priorities to address these uncertainties in polar waters include:

- Establish new long-term station-based time series measurements
- Leverage existing monitoring networks with infrastructure to support and enlarge the spatial scales of atmospheric deposition measurements (e.g., Long-Term Ecological Research (LTER) sites)
- Coordinate ship-based sampling through international collaborations, and explore the possibility of sampling on non- scientific cruises
- Develop new instruments to deploy on autonomous platforms (e.g., Saildrones, buoys) to extend spatial and temporal resolution
- Integrate satellite observations with in situ measurements
- Determine the relative importance of chemical aging processes via acid and organic ligand mediated processes compared to different aerosol sources for the delivery of soluble nutrients to the ocean

How can estimates of atmospheric deposition fluxes be better constrained?

Constraining depositional fluxes of aerosols is one of the major uncertainties in our understanding of biogeochemical cycling of nutrients in the oceans. In particular, atmospheric wet deposition of nutrients to the ocean is poorly understood (Gao et al., 2003). Most studies have focused on concentration measurements in both aerosols and precipitation rather than fluxes, which has introduced substantial uncertainties to deposition estimates. Standardized methodologies have not been developed to quantify atmospheric deposition and to measure properties of key bioactive elements. These issues have contributed to uncertainties in reproducing observed spatial and temporal patterns of nutrient concentrations in the ocean. The following priorities will address these uncertainties:

- Constrain precipitation rates over remote ocean regions
- Standardize methodologies through dedicated intercalibration exercises and activities
- Use tracers such as beryllium-7 (Kadko et al., 2015), thorium-230/232 (Hayes et al., 2017), and lead-210 (Boyle et al., 2014) to improve wet and dry deposition flux estimates
- Identify uncertainty areas and biases associated with physical parameter measurements
- Conduct measurements to better characterize atmospheric deposition associated with episodic events such as hurricanes, volcanoes and biomass burning
- Compare atmospheric deposition in different forms (e.g., dust particles, rain, snow) and

across different depositional environments (e.g., ice, ocean surface)

How does ocean biogeochemistry influence the conversion of atmospheric bioavailable nutrients to oceanic bioavailable forms?

Atmospherically delivered nutrients cannot necessarily be characterized as bioavailable because they are in aerosols and precipitation and may not be freely available to cross an organism's cell membrane. Nutrient-laden aerosols instead should be viewed as bioavailable, which is potentially accessible from the environment (Meskhidze et al., 2019). The bioavailability of atmospherically delivered nutrients in seawater will vary among different bacterial and phytoplankton taxa and for species within taxa, due to differences in the cellular surface area and presence of multiple uptake mechanisms for the transport of chemicals across the cell membrane. To better understand bioavailability and its impact on the ecology of the upper oceans, several priorities are highlighted:

- Develop a mechanistic understanding of bioavailability of atmospherically derived nutrients in marine plankton
- Improve ocean ligand modeling and ligand-nutrient (e.g., Fe) complex formation and its associated impact on bioavailability
- Examine atmospheric and oceanic ligands and their roles in nutrient complexation in the ocean
- Study the kinetics of aerosol-derived bioavailable nutrient transformations into dissolved/colloidal/particulate phases in seawater to elucidate the role of in situ speciation on aerosol nutrient biogeochemistry
- Investigate whether global warming and other anthropogenic stressors synergistically alter the uptake of atmospheric nutrients and metals by marine biota

What is needed to establish Standard Operating Procedures (SOPs) and increase data comparability?

Currently, different procedures have been applied to atmospheric deposition measurements, and many parameters have been operationally defined for different purposes among investigators. The standardization of aerosol nutrient measurement methodologies for atmospheric and oceanic disciplines is critical for improved model representation of nutrient biogeochemistry. Critical needs include:

- Establish a formalized process for developing and using standard reference materials
- Standardize SOPs for field collection and laboratory analyses and archive them in the international Ocean Best Practices repository
- Establish a core set of parameters for field collection, including source, process, and flux tracers
- Coordinate international intercalibration studies with emphasis on using accessible consensus reference materials and standardized sampling protocols

3.4 Theme 4. Interconnections between aerosols, clouds, and marine ecosystems

Clouds in the marine boundary layer (MBL) play an important but poorly constrained role in shaping Earth's climate (Carslaw, 2013). Their formation is strongly tied to the aerosol composition in the MBL,

which is comprised of a mixture of marine-derived primary and secondary aerosols, non-marine derived secondary aerosols formed in the remote MBL, and continentally derived aerosols. Ocean-derived and continental sources contribute both cloud condensation nuclei (CCN) and ice-nucleating particles (INPs), with CCN and INP number concentration, size, composition, and morphology all influencing the formation, radiative properties, and lifetime of clouds in the MBL. Primary marine aerosols (PMA) are often enriched in marine-derived organic matter including refractory dissolved organic carbon (RDOC), and living and recently produced marine organic material (see Section 4.1). Secondary ocean-derived aerosol includes sulfates generated by the oxidation of dimethyl sulfide (DMS) and secondary organic aerosol (SOA) derived from the oxidation of volatile organic compounds (VOCs) emitted from the ocean (Ayers and Gillett, 2000; Bates et al., 1992; Claeys et al., 2010). Ocean- and continentally derived trace gases can either change the chemical composition and hygroscopic properties of existing particles or lead to new particle formation (NPF) (Charlson et al., 1987; Mayer et al., 2020; Zheng et al., 2021). The emission of RDOC and biogenic compounds (both primary and secondary) into the atmosphere depends strongly on physical conditions such as wind speed and seawater temperature (Salter et al., 2014; Zabori et al., 2012), and the biological community structure will affect the quantity and composition of primary marine organic aerosol and gaseous precursors required for secondary aerosol formation (Ault et al., 2013; Quinn et al., 2015; Wang et al., 2015). Current uncertainties in Earth system model climate change simulations are largely due to our poor understanding of processes connecting aerosols, clouds, and marine ecosystems; achieving high confidence in model simulations critically depends on implementation of more realistic ocean ecosystem-aerosol-cloud interactions. The following fundamental questions remain as high priorities on SOLAS Theme 4.

What physical processes (e.g., sea-surface microlayer, bubbles) determine the size and mixing state of ocean-derived aerosol emissions that impact clouds?

Sea salt dominates the sea salt aerosol (SSA) mass concentration over remote oceans (Seinfeld and Pandis, 2006). However, studies have shown that sub-micrometer SSA can hold a significant organic mass fraction (O'Dowd et al., 2004; Keene et al., 2007; Gantt et al., 2011; de Leeuw et al., 2011; Prather et al., 2013) that could affect its light scattering, CCN, and INP properties. Most marine aerosol parameterizations implemented in current climate models were developed based on laboratory measurements of SSA production (Mårtensson et al., 2003; Gong, 2003; Sellegri et al., 2006; Long et al., 2011; Burrows et al., 2014). These parameterizations predict wide ranges in SSA fluxes (Lewis & Schwartz, 2004; Grythe et al., 2014). Although recent parameterizations for SSA production are using shipborne measurements (Saliba et al., 2019), more studies need to be conducted using particle flux measuring instrumentation that can distinguish ocean-derived primary particles from the long-range transportation of terrestrial aerosols and secondary aerosols formed through the successive oxidation of gas-phase precursors. To expand field measurements of marine aerosols and clouds, long-term monitoring sites at fixed field stations such as the Ragged Point facility in Barbados, Tudor Hill, Bermuda, Amsterdam Island, and Cape Grim can also be leveraged to increase the spatial and temporal coverage (see Section 5.1). Long-term monitoring sites such as the Bermuda Atlantic Time-series Study (BATS) and the Hawai'i Ocean Time-series (HOT) would be particularly beneficial, as they would provide rich data resources for ocean-atmosphere process studies. The following activities are needed:

- Analyze existing field measurements with marine aerosol, meteorological, and ocean biological data (e.g., PODEX, SEACRS, SABOR, NAAMES, AWARE, SOCRATES, AToM, LASIC, ENA) to explore detailed mechanisms that control the production and chemical composition of

ocean-derived aerosols

- Conduct field campaigns in oceanic regions that are least represented in current parameterizations of ocean-derived aerosols and clouds (e.g., polar and tropical regions) to determine how processes specific to those regions are impacting aerosol characteristics
- Set up long-term measurement sites for marine aerosols and their gaseous precursors to explore how atmospheric properties (e.g., surface wind speed (U10), atmospheric stability), ocean physicochemical properties (e.g., sea surface temperature (SST), pH, salinity, whitecap fraction, DOC and particulate organic carbon (POC), surface film coverage), biological indicators (e.g., organism type and abundance, Chlorophyll a concentration), and sea ice extent modify CCN and INP numbers over the ocean

What remote sensing observables can be used to link marine biological activity to aerosols and cloud properties?

In addition to models, laboratory and in situ measurements, satellite data represent a key tool to characterize marine aerosols and aerosol-cloud-climate interactions because they provide global, long-term information on the spatiotemporal variability of many properties affecting marine aerosol production and removal. There are several past, existing, and planned remote sensing instruments supported through the U.S. and international programs that will improve characterization of clouds and marine aerosols and differentiate ocean-derived aerosols from long-range transport of continental emissions. Remotely sensed instruments combined with ground-based systems including ship-borne data acquisition initiatives are needed to establish links between aerosols, clouds, and marine ecosystems. In particular, it is important to:

- Achieve coincident (in time and space) retrievals of meteorological data, cloud physical properties, vertically-resolved aerosol physical and chemical properties, and ocean surface and sub-surface biogeochemical data
- Provide data at a signal-to-noise ratio that is high enough for retrieval of ocean ecosystem processes and aerosol speciation and loadings over the oceans
- Provide better coverage in the Arctic and Southern Ocean regions characterized by high cloudiness, low solar zenith angles, and bright surfaces (high albedo)
- Apply new and emerging observing technologies (i.e., UV-VIS-NIR-SWIR ocean color sensor, High Special Resolution Lidar, polarimeter, and “CubeSats”, a shoebox sized satellite) for quantifying key processes at the atmosphere-ocean and aerosol-cloud interfaces
- Validate aerosol models and reanalysis products, especially in remote regions and at high altitudes, where few in situ observations currently exist
- Constrain loss rates of aerosols from precipitation

3.5 Theme 5. Ocean biogeochemical controls on atmospheric chemistry

The oceans produce a plethora of volatile organic and inorganic compounds (VOCs, VICs) and organic surfactants. These compounds enter the atmosphere as gases or as part of primary marine aerosols, wherein they affect atmospheric chemistry in multiple ways, as detailed in the crosscutting section of this report (Section 4). VOCs, VICs and surfactants are produced through a myriad of biological, photochemical, and thermal processes in the sunlit oceans, but many details of the controlling processes are poorly constrained. Similar uncertainties persist regarding the impacts

of ocean-derived organic matter on gas phase and aerosol chemistry in the atmosphere. Process studies, measurements, and modeling efforts focused on present-day and future scenarios are needed to assess short- and long-term impacts of these gases and surfactants on Earth's radiative balance, climate, and ocean-atmosphere feedbacks.

What process studies and measurements will provide critical advancements to move the field forward?

Directed field campaigns and laboratory studies are needed to address important data gaps, using emerging technologies in biochemistry, analytical chemistry, ocean engineering (e.g., gliders, buoys), remote sensing and imaging science (e.g., Imaging FlowCytobot). High priorities include:

- Examine rapidly changing polar oceans and atmosphere, ice-impacted waters, and the seasonal/diurnal variability in VOC and VIC cycling in all oceans
- Assess impacts of physical (e.g., UV-induced photoinhibition, shear stress) and ecological interactions (e.g., algal and microbial viral infection) on volatile gas and surfactant production and removal
- Investigate sea-surface microlayer photochemical/thermal reactions (e.g., reaction with atmospheric-derived ozone) and their impacts on air-sea fluxes and microlayer ecology
- Examine the impacts of episodic events such as hurricanes, harmful algal blooms (e.g., *Phaeocystis antarctica* in the Ross Sea) and coastal deoxygenation on atmospheric inputs of volatile gases or organic matter associated with primary marine aerosols
- Determine the underlying physiological functions and biochemical processes associated with volatile gas and surfactant cycling in the oceans

How will climate change impact relevant biogeochemical processes in the long term?

Climate change has resulted in increased atmospheric turbulence and cloudiness, ocean acidification, changes in seasonal ice patterns and extent of springtime sea-ice melt in polar regions. Climate fluctuations also impact concentrations of ozone and other reactive oxidants (e.g., OH radical) in the atmosphere. Climate-driven priority study areas concerning volatile gas and surfactant production, removal and fluxes include:

- Determine the effects of warming on the physics, photochemistry, and ecology of the upper ocean in coastal and open-ocean settings
- Examine the impact of seasonal melt-induced "freshening" of the near-surface ocean on upper ocean chemistry and ecology
- Investigate effects of temperature changes in polar regions on the nature of the seasonal ice, ice optical properties, ice porosity, ice photochemistry and ecology
- Evaluate changes in upper ocean turbulence and degree of cloudiness and their effect on sea-surface microlayer dynamics
- Ascertain impacts of warming-induced destabilization of gas hydrates and the release of volatile gases
- Establish whether ozone and other atmospheric oxidants react with sea-surface microlayer constituents and affect microlayer ecology, PMA formation and organic matter enrichment, and the formation of VOCs and VICs

What are important ocean-atmosphere feedbacks?

Chemical processing of ocean-derived organic and inorganic gases and organic surfactants in the atmosphere and subsequent wet and dry deposition into the ocean may reinforce several feedbacks that warrant detailed investigation.

It thus is imperative to:

- Determine if marine-derived organic matter reactions in the atmosphere produce compounds (e.g., ammonia) that re-deposit to the ocean and affect the ecology and associated production of gases and surfactants
- Ascertain the impact of photochemical processing of marine organic matter in PMA on volatile inorganic and organic gas production in the troposphere

Is there interannual or decadal variability in atmospheric chemistry due to changes in ocean biogeochemistry?

This question is a key uncertainty in assessing feedbacks and ocean-atmospheric interactions and future climate assessments. To address it, it is necessary to:

- Use sustained data sets, such as those from Long-Term Ecological Research (LTER) sites, to ascertain the impact of photochemical processing of marine organic matter in PMA
- Conduct long term time series of a simpler set of relevant measurements at key sites to extrapolate from short field intensives that involve large ensembles of sophisticated measurements

Are there potential experimental and methodological issues and limitations to consider?

Any laboratory or field study to evaluate biological or chemical processes has associated uncertainties and limitations that are important to consider. Priorities include:

- Determine best methods to study microlayer reactions involving VOCs and VICs as products or reactants
- Compare VOC and VIC production in axenic algal cultures grown for many generations with “wild” populations
- Assess influence of bubbling on production rates of volatile gases or surfactants in algal cultures
- Determine if the reduced mixing dynamics of mesocosms affect biogeochemical processes and rates
- Develop data-handling platforms to process data streams from high-frequency data acquisition systems (e.g., Imaging FlowCytobot) used to study volatile gas cycling

4 Crosscutting Topics and Research Questions

High-priority topics that overlap with several of the five SOLAS themes were identified as cross cutting topics that warrant further discussion to highlight uncertainties and avenues for future research. These include the sea-surface microlayer, surfactants, aerosols, air-sea gas exchange, halogens, reactive nitrogen, and redox chemistry (Fig. 2). An overarching goal of investigating these crosscutting topics will be to determine (i) the extent to which increased understanding of these topics will improve oceanic and atmospheric chemistry, biogeochemistry, and climate models and (ii) the predicted changes in these systems in response to a changing climate.

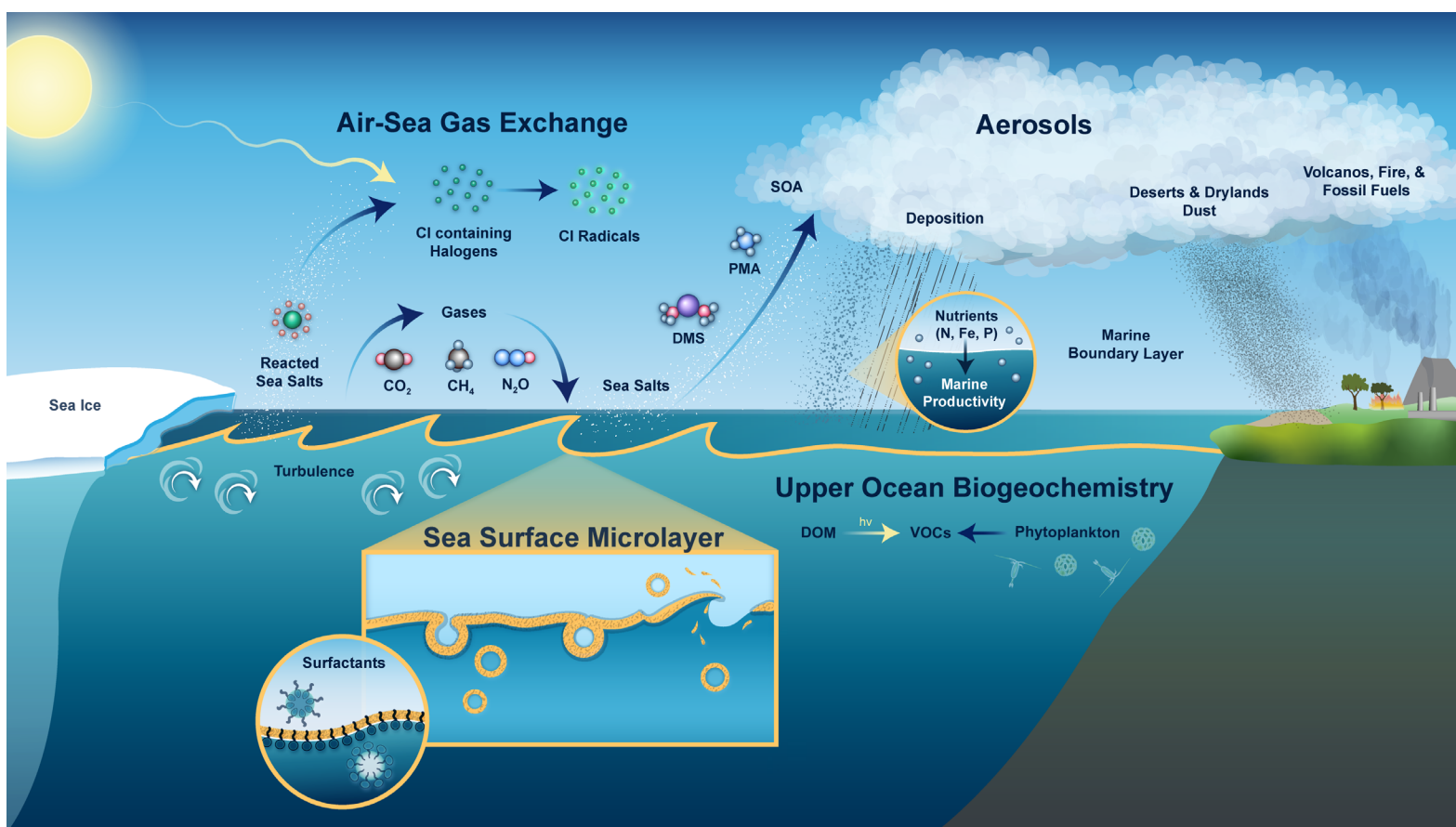


Figure 2. Cross cutting themes, identified by US researchers as high priority topics for further research, include the sea surface microlayer (section 4.1), surfactants (section 4.2), air-sea gas exchange (section 4.3), halogens, reactive nitrogen and redox chemistry (section 4.4), and air-sea exchange and evolution of aerosols (section 4.5). This schematic shows how those topics are all interrelated processes occurring at the air-sea interface, upper ocean and lower atmosphere.

4.1 Sea-surface microlayer

The sea-surface microlayer is an important interface controlling the transfer of energy, material and gases between the oceans and the atmosphere, and thus has been a primary focus of the SOLAS program since its inception. The five SOLAS themes all include processes that affect and are affected by the sea-surface microlayer, including marine ecology (Themes 4 and 5), photochemistry, and free radical/thermal chemistry (Theme 2), greenhouse gases and gas exchange (Themes 1 and 2), primary aerosol production (Themes 2, 4 and 5), and atmospheric deposition (Theme 3). Our understanding of the sea-surface microlayer has evolved, uncovering numerous physical, biological, and chemical properties that are distinctly different from the underlying “bulk” seawater and overlying atmosphere. Several reviews highlight current knowledge and research gaps (Cunliffe et al., 2013; Soloviev and Lukas, 2014; Engel et al., 2017; Wurl et al., 2017; Galgani and Loiselle, 2019).

Organic matter in the sea-surface microlayer contains old carbon referred to as refractory organic carbon, classic surfactants including fatty acids and lipids, and compound classes with surfactant properties such as carbohydrates and combined amino acids (peptides and proteins) along with a myriad of minor dissolved components and particulate matter that includes viruses and bacteria (Quinn et al., 2015; Facchini et al., 2008; O’Dowd et al., 2004; Prather et al., 2013; Russell et al., 2010; Kieber et al., 2016; Beaupre et al., 2019). The microlayer is formed and maintained by rising bubble plumes generated by breaking waves that deposit adsorbed material to the sea surface. Breaking waves also disrupt and destroy the microlayer mixing surfactants into the underlying seawater. Through dynamic interactions of breaking waves and rising bubble plumes, the sea-surface microlayer persists even under windy conditions and is therefore not just a “calm weather” phenomenon. However, the various properties and impacts of the microlayer that have been observed under calm conditions are largely unknown under windy conditions, primarily due to the lack of sampling and observations.

Although there has been significant progress in our understanding of the sea-surface microlayer, especially with respect to its composition, substantial uncertainties persist, as discussed below and in the following crosscutting sections on surfactants, air-sea gas exchange, and aerosols.

4.1.1 Role of bubbles in the formation and decay of the sea-surface microlayer

As ocean wave-generated plumes of bubbles move downward and then upward to the sea surface, they become coated with surfactants (Section 4.2). Subsequent disintegration of bubble plumes at the sea surface injects material into the atmosphere as components of PMA (Section 4.5); most of the material adsorbed onto the bursting bubbles is deposited to the sea surface, replenishing the sea-surface microlayer with living and nonliving dissolved and particulate inorganic and organic matter. As the main source of material to the microlayer, bubbles play a central role in microlayer dynamics. Despite their importance, we know very little about bubble plume dynamics or the effect of surfactants on these dynamics, which is critical to understanding air-sea exchange processes and PMA formation as discussed in Themes 1, 2, 4 and 5. Thus, it is high priority to:

- Evaluate interdependencies between wind speed and duration, sea surface roughness, bubble plume depth and scavenging properties, and sea-surface microlayer composition
- Study the physics of bursting bubbles in multilayer, interacting bubble rafts

4.1.2 Particulate matter

Examination of microlayer constituents has primarily focused on dissolved components. However, living and nonliving particulate matter (POM) are also present, including anthropogenic material (e.g., microfibers, plastics, Galgani and Loiselle, 2019) and, in some cases, concentrated in the microlayer. Additionally, POM is likely produced from DOM during the bubble bursting process (e.g., gels), but virtually nothing is known regarding the role of particulate matter cycling and impacts in the sea-surface microlayer. Thus it is imperative to:

- Conduct studies to determine the photochemical formation of VOCs from microlayer POM photolysis
- Evaluate DOM to POM production fluxes from bursting bubble rafts
- Study biological processes and impacts on the chemical and biological composition of the sea-surface microlayer to determine, for example, their role in surfactant production and VOC formation
- Determine the surface-active properties of living and nonliving particles
- Diagnose how microfibers from plastics affect air-sea exchange

4.1.3 Thermal and photochemical reactions

Dissolved and particulate organic and inorganic matter concentrated in the sea-surface microlayer may react with other constituents in the microlayer or with constituents deposited to it from the MBL, which in turn may affect gas exchange (Thompson and Zafiriou, 1983), PMA composition, and the processing of evolved marine and continentally-derived aerosols deposited to the sea surface. These reactions may be driven by sunlight (Chiu et al., 2017) or dependent on thermal reactions (e.g., reactions initiated by atmospherically derived gases including ozone or NO_x). Work has been done to understand hydrolysis reactions involving reactive gases such as sulfur dioxide, carbon dioxide, and carbonyl compounds. However, apart from the seminal work of Thompson and Zafiriou (1983) and more recently Chiu et al. (2017), there is very little known about the impacts of microlayer reactions on SOLAS-centered processes. The key research priorities are to:

- Develop methodologies to study microlayer reactions including optical and molecular techniques
- Study microlayer reactions in a variety of environments

4.1.4 Microlayer sampling

The sea-surface microlayer is conceptually defined as the interface between the oceans and atmosphere with unique physicochemical and biological properties from the underlying bulk seawater, with a thickness as small as 1 micron. However, in practice, the sea-surface microlayer is operationally defined by how the sea-surface microlayer is sampled and how samples are preserved for analysis. From this perspective, the microlayer can be as thin as 50 microns or as thick as 200 microns or greater. Therefore, the method of sampling and the microlayer thickness collected can result in very different conclusions regarding microlayer microbiomes, organic enrichments and physicochemical and photochemical processes. Hence it is necessary to:

- Standardize microlayer sampling and intercalibrate methods and procedures
- Develop optical techniques and remote sensing methods to study the sea-surface microlayer

so that sampling is truly representative of the microlayer and not the water below it

4.2 Surfactants

Surfactants are amphiphilic molecules that partition across and are enriched at air-water interfaces (e.g., the sea surface, surfaces of bubbles in the water column, aerosol surfaces), reducing the interfacial tension of those surfaces. Understanding the distribution and role of surfactants in the surface ocean and aerosols is central to all five SOLAS themes. Surfactants in the surface microlayer hinder gas exchange across the ocean-atmosphere interface of volatile compounds, including greenhouse gases (e.g., CO₂, CH₄, N₂O) and naturally produced ozone-depleting substances (e.g., halocarbons), (SOLAS theme 1). Surfactants impact the chemical and physical properties of the surface microlayer, which affect diffusive air-sea fluxes and alter the emission of primary marine aerosols (SOLAS theme 2). Surfactants influence surface-microlayer physical properties and play a critical role in how material from atmospheric deposition crosses the surface microlayer. Additionally, surfactants can alter the properties of atmospheric aerosol particles, such as particle size or aqueous solubility, and thus the likelihood they will be removed from the atmosphere through deposition (SOLAS theme 3). Surfactants affect aerosol properties by creating coatings and altering surface tension. A reduction in aerosol surface tension favors its growth into cloud droplets by reducing the required critical supersaturation. This may also alter the number and size of cloud droplets and thus the radiative properties of the clouds (SOLAS theme 4). Surfactants both at the sea surface and in particles may alter gas-particle interactions, including heterogeneous reactions, which affect chemical reactions in the atmosphere (SOLAS theme 5).

Understanding surfactants' impacts on SOLAS science is contingent upon understanding the cycling of surfactants in the oceans. Several key uncertainties and research priorities are highlighted to improve our understanding of surfactants in the oceans and atmosphere.

4.2.1 Surfactant chemistry, including sources and sinks in the surface ocean

Very little is known regarding sources and sinks of marine surfactants. In particular, it is not known if surfactants are photochemically produced, altered, or destroyed, or whether ecosystem processes affect surfactant concentrations and composition. Since phytoplankton are the primary source of dissolved organic matter (DOM) in the ocean, studies are needed to determine if there are predictable relationships between algal assemblages, their physiological status, and the composition of surfactants in the upper ocean and atmosphere. Much of the DOM in the ocean is relatively old and recalcitrant (RDOM), and therefore decoupled from short-term local biological processes. Does this RDOC have surfactant properties (Kieber et al., 2016)? Additionally, the extent to which remote sensing could be used to study the presence and concentrations of surfactants in the surface ocean should be investigated. To this end, it will be important to determine the optical properties of surfactants at the sea surface and in aerosols.

Research is needed to:

- Determine how processes on a range of spatial and temporal scales contribute to the composition of different reservoirs of organic matter in the ocean, including surfactants
- Determine the fraction of dissolved, colloidal, and particulate organic carbon that exhibits surfactant properties and whether these fractions and associated production and

destruction mechanisms vary spatially and temporally

4.2.2 Surfactant physical properties and effects on SOLAS-relevant processes

Surfactants reduce the surface tension at interfaces and affect processes such as aerosol growth and activation, air-sea gas fluxes and bubble rafting. Current models of the growth of aerosol particles and their activation into cloud droplets often ignore the effect of surfactants on the surface tension and coatings of particles. While research has shown enrichment of organic compounds in the surface microlayer and in PMA, the enrichment of surfactants, including potential composition-dependent enrichment, is still a topic of current study. At the sea surface and in marine aerosols, surfactant films may hinder the exchange of gases across the interface. Surfactants will influence bubble properties, including the lifetimes and formation of bubble rafts at the sea surface. This in turn may influence the production of PMAs and their resulting number and mass size distributions and chemical compositions. Very little is known about the influence of surfactants on these processes; critical areas of surfactant research span many fronts:

- Evaluate the role of surfactants in reducing mass transfer coefficients and air-sea gas fluxes
- Determine the influence of surfactants on the growth of aerosols in sub-saturated environments, and the surface tension of aerosols and their activation into cloud droplets
- Quantify the concentration, composition, and properties of surfactants in primary marine and atmospheric aerosols
- Directly measure surface tension depression in atmospheric aerosols and relate that surface tension to the fractions of organic mass and surfactants
- Identify the role of the structure and molecular composition of seawater surfactants on physical and environmental properties and processes, such as reduction of surface tension, mass exchange, aerosol enrichments, and bubble formation and bursting

4.3 Air-sea gas exchange

Even though air-sea gas exchange most directly relates to SOLAS theme 2, it was identified as a cross cutting theme due to its connections to multiple other SOLAS themes. For example, air-sea exchange of CO₂ and other greenhouse gases, in deep ventilation regions as well as throughout the global oceans, is an important part of the cycle of these gases and is imperative for accurately representing GHG in models (theme 1). Secondary aerosols are produced by the oxidation of DMS and other VOC (e.g., halocarbons, carbonyl compounds, alkenes, alcohols, carbonyl sulfide) produced in the ocean and then transferred, via air-sea gas exchange, into the atmosphere (theme 2). Indeed, many gases produced by biological and photochemical processes in the ocean are then transferred to the atmosphere, affecting atmospheric chemistry and the oxidizing capacity (theme 5). Understanding the transfer of gases across the air-sea interface is therefore critical in predicting and understanding the chemistry in the upper ocean and atmosphere.

Uncertainties in air-sea gas exchange limit estimates of the global ocean uptake of atmospheric CO₂ (uncertainties are presently about $\pm 0.5 \text{ Gt C y}^{-1}$). These uncertainties stem from both estimates of gas transfer velocity (k), and the air sea CO₂ gradient ($\Delta p\text{CO}_2$). The relative proportion of the total uncertainty in the global air-sea CO₂ flux from k or $p\text{CO}_2$ is not known (though there have been attempts to characterize the uncertainty from data-based approaches (Wrobel and Piskozub, 2016).

A major effort is underway to estimate pCO₂ from pH measurements on Biogeochemical-Argo (BGC-Argo) floats, but uncertainties persist due to assumptions required to calculate pCO₂ from the pH measured aboard the floats (i.e., total alkalinity inferred from salinity, as well as error in the pH measurement itself). The relationship between wind speed and CO₂ gas exchange at moderate wind speeds over the open ocean is fairly well quantified (Nightingale et al., 2000; Ho et al., 2006; Wanninkhof, 2014). However, there are very few observations of *k* and pCO₂ in high wind and wave areas, in coastal and inland seas, and in ice-covered waters, which contribute to uncertainties in the ocean carbon sink that are reducible only through focused research efforts.

Not surprisingly, gas exchange models developed to parameterize gas fluxes in open-ocean settings do not work in coastal and ice-impacted environments, and they do not account for the effect of Langmuir Circulation and other processes on gas exchange rates. Coastal and inland areas are important because they undergo rapid biogeochemical cycling and high rates of carbon sequestration. Because of their importance, coastal areas are identified as one of three key environments in all five core themes of SOLAS, but very little is known regarding gas exchange in these environments. Likewise, sea ice zones span ~10% of the world oceans and are undergoing rapid changes due to global warming, including changes in sea ice extent. Sea ice was long assumed to inhibit air-sea gas and material exchange, but are now understood to be biologically and chemically rich and complex systems that exchange gases with both the atmosphere and underlying water (BEPSII, 2019). Not enough is known about *k* or the marine carbon cycle in these environments, and the SOLAS community is uniquely positioned to improve current understanding. Finally, Langmuir Cells generate turbulence and vertical mixing, and they are a common feature in the oceans. They have been suggested to affect gas exchange through the development of downwelling and upwelling currents in the Langmuir cells (Chiba and Baschek, 2010), but very little is known about their effect on gas transfer rates on a regional or global scale.

4.3.1 Turbulence is the fundamental driver of air-sea gas exchange

In the open ocean, turbulence in the upper ocean is primarily generated by wind shear. In coastal areas, turbulence is generated by wind, local tidal flows, depth-limited wave shoaling and breaking, and attenuated by suspended sediment. Attempts have been made to parameterize *k* in shallow water regions with easily measured proxies of bottom-generated turbulence (via current velocity and water depth) and wind-generated turbulence (via wind speed) (Ho et al., 2016), but it is not clear if these parameterizations are universally applicable. Additionally, there are not enough dissolved gas measurements in these environments to account for spatial heterogeneity and temporal dynamics. Furthermore, ship scientists are often required to turn off their measurement systems in the exclusive economic zone of other countries.

Gas exchange process studies in a variety of environments (see below for particularly understudied environments) should include deployments of ³He/SF₆ dual tracers, eddy covariance (EC) methodologies, or other novel techniques, made concurrently with measurements of wind speed, waves, turbulence, bubbles, and surfactants. This suite of techniques and measurements should be used to:

- Undertake creative and comprehensive field efforts to improve measurements and parameterizations of *k* by directly including turbulence and other properties on which that gas exchange depends

- Make measurements of dissolved gases in areas where measurements are currently lacking, from research vessels, ships of opportunity, and autonomous platforms.
- Ascertain the importance of Langmuir Circulation on gas exchange

4.3.2 High wind speed regions

High wind speed regions suffer from a lack of gas exchange measurements and are also under-sampled for pCO₂ and other dissolved gases. Wrobel and Piskozub (2016) showed that the spread in k produces uncertainty in the global CO₂ fluxes of less than 10% when applying only the various quadratic parameterizations (Nightingale et al., 2000; Ho et al., 2006; Wanninkhof, 2014). However, this uncertainty rises to 65% when including non-quadratic parameterizations (McGillis et al., 2001). A similar uncertainty is expected for the gas transfer of other gases (DMS, VOC, etc.) in high wind speed regions. Whereas these non-quadratic parameterizations are not considered representative of low wind speed environments, the uncertainty represented by the spread of all parameterizations at high wind speeds may be important. Parameterizations of the gas transfer velocity become highly uncertain at wind speeds $>15 \text{ m s}^{-1}$. In addition to the common methods used to measure k , studies in high-wind speed regions should include simultaneous measurements of k and wave and bubble characteristics (e.g., wave height and steepness, frequency of wave breaking, bubble size distributions). Additionally, it is imperative to design technologies to quantify air-sea gas exchange on moorings and/or autonomous platforms that can function in high-wind environments as well as to conduct gas exchange studies using ships and platforms analogous to the Floating Instrument Platform (FLIP). For example, in high-wind speed regions, pCO₂ could be measured by Autonomous Surface Vehicles (ASVs) carrying high-precision CO₂ sensors (Sutton et al., 2014) that can effectively sample regions with high spatial and temporal variability, and provide crossover points to validate BGC-Argo estimates of pCO₂ from pH. In short, it is necessary to:

- Design new technologies particularly suited to high wind environments
- Use new and existing methods to quantify the exchange of a variety of gases in high wind conditions

4.3.3 Coastal areas

These areas include inland seas, shelf areas, shallow tidal estuaries (mean depth $< 5 \text{ m}$) with straight and meandering sections (short and long fetch), coral reef ecosystems, seagrass beds, mangrove-lined ecosystems, rocky shorelines, and steep relief coastlines (i.e. bluffs). As previously discussed, it is not advisable to use open-ocean gas exchange parameterizations in coastal areas. In addition to the common measurements used to study gas exchange in seawater, bathymetry, bottom roughness, momentum exchange, and current velocities should also be measured in coastal studies. Important priorities include:

- Conduct coastal gas exchange experiments to test existing gas exchange parameterizations and develop new parameterizations in various shallow water environments
- Use multiple techniques and measure more variables than typically measured in the open ocean in a variety of coastal environments to improve coastal air/sea gas fluxes
- Leverage remote sensing to determine the effect of sediment load (via turbidity of water),

colored dissolved organic matter (CDOM) and surfactant concentrations, and whitecap coverage (for bubbles) on gas transfer rates

4.3.4 Sea ice

Sea ice affects gas exchange by limiting direct transfer through the sea ice and perhaps by stimulating transfer within leads within the ice. To increase our understanding of gas exchange in sea ice-affected waters, we need to assess existing parameterizations of sea ice physics (e.g., permeability, porosity, mushy-ice – Loose et al., 2014; Roberts et al., 2018; Jin et al., 2018) and biology (e.g., ice algae – Jin et al., 2018) along with the development of new parameterizations for ocean-ice-snow, ice-snow-air, and ocean-ice-snow-air gas and particle fluxes. This will require creating a consistent and inclusive data set for model validation for both the Arctic and Antarctic, as well as process studies aimed at improving understanding of gas exchange in ice-covered regions

Ice characteristics such as ice extent, thickness, and concentration are accessible from remote sensing from autonomous platforms. In particular, remote sensing currently provides several products for sea ice extent and concentration, but they do not always agree at the sea-ice margin. There are new algorithms to estimate sea ice thickness and hence volume, but these are hard to test and are not applicable to every sea ice region. Ice mass balance buoys deployed in Arctic sea ice are providing invaluable data; their design has been modified so they can survive summer ice melt conditions and record multi-year data. These sensors are already designed and well tested in Arctic conditions year-round for some atmospheric chemical species (BrO and other halogenated volatiles, O₃, CO₂; e.g., O-Buoy atmospheric chemistry network) that could be part of new persistent deployments. Sea ice thickness and optical properties can control the light field that will ultimately control sea-ice photochemistry and determine the phenology of ice algae vs. phytoplankton processes and associated food webs; these processes will result in varying fluxes of DOM and gases into the sea ice and underlying/surrounding seawater that will be available for gas and particle exchange to the overlying atmosphere on a seasonal basis. Overall, to better understand air-sea gas exchange in ice-covered regions it is necessary to:

- Conduct gas exchange process studies in partially ice-covered regions as well as in simulated environments (i.e. lab settings) to improve understanding of k in ice-covered regions
- Perform experiments to determine the impact of sea ice on fluxes of gases (e.g., CO₂, O₂, DMS, BrO) and aerosols (e.g., sea salt) between the ocean and the atmosphere, and to determine the impact of sea ice on gas concentrations (e.g., CO₂, O₂, DMS) in surface seawater
- Determine the impact of sea-ice biogeochemistry on dissolved gas cycling in sea ice
- Improve sea ice remote sensing algorithms
- Develop sensors to be integrated with existing and/or new autonomous, automated ice-tethered systems (e.g., NSF Arctic Observing Network)

4.4 Halogens, reactive nitrogen, and redox chemistry

The impact of tropospheric reactive halogens on atmospheric chemistry is not well quantified, but is thought to affect the oxidation capacity of the atmosphere. Therefore, understanding the sources,

sinks, and redox reactions of halogenated compounds in marine air and the ocean are relevant to multiple SOLAS themes. Recent models suggest that the largest source of tropospheric reactive halogens derives from reactions on sea salt aerosol (Br, Cl) (Chen et al., 2018) and the ocean surface (I) (Sherwen et al., 2016), demonstrating a mechanistic link between the surface ocean and lower atmosphere (Themes 4, 5). Additionally, air-sea gas exchange can result in emission of gas-phase CH_3Br and CH_3I (Theme 2).

Dating back to the 1980s, observations of episodic ozone depletion events in the Arctic spring revealed a causal role for Br (Barrie et al., 1988), originating from chemical reactions involving bromine in the gas- and aerosol-phase (Evans et al., 2003; Pratt et al., 2013). These heterogeneous reactions have recently been included in global chemical transport models, which suggest a significant impact of reactive halogens on tropospheric oxidants such as ozone and the OH radical (Parrella et al., 2012; Schmidt et al., 2016; Sherwen et al., 2016). This, along with reported oceanic emissions of CH_3Br and CH_3I (for review see Liss et al. 2014), indicates a significant role for halogens in atmospheric chemistry and control of the oxidative capacity of the atmosphere (Themes 4 and 5). Alkyl nitrates also represent a significant contribution of reactive nitrogen to the remote marine atmosphere (Themes 2, 4, and 5).

Photochemical and biological processes create reactive oxygen species (ROS; O_2^- , $^1\text{O}_2$, HOOH, OH radical) in seawater and in ice (Powers and Miller, 2015; Diaz et al., 2013; Ossola et al., 2021; Kieber et al., 2003). Organic radicals are produced as well, and together, these radicals will alter redox reaction pathways on time scales controlled by changing solar irradiance, photon absorption, and ecological/biological function. Direct measurements of ROS in surface seawater are scarce but may alter microlayer, surfactant, and aerosol compositions and should be accurately defined. Photochemical halogenation of DOM has been reported (Diego et al., 2014; Hao et al., 2017), but the consequences of these new compounds to halogen exchange and cycling are not known.

While recent model simulations demonstrate the importance of oceanic sources of reactive halogens and nitrates to atmospheric chemistry, the variability of these sources over space and time is not known. There are too few observations of tropospheric reactive halogens for a rigorous evaluation of model performance. The mechanisms for surface ocean sources and sinks for these reactive compounds are not well-defined. Short-lived reactive oxygen and organic radical species that populate the surface ocean are kinetically controlled and may create important temporal and spatial deviations from the thermodynamic oxidation state expected in oxygenated surface seawater. These may have consequences that link to biogeochemical cycles (Theme 5), the fate of atmospheric deposition of trace elements (Theme 3), halogen chemistry, and air-sea interactions through complex biogenic and chemical redox reactions.

4.4.1 Ocean-atmosphere interactions involving halogens

The ocean is both a source and a sink for organohalogen compounds such as CH_3Br , CH_3Cl , CH_3I , CHBr_3 , etc.) that are precursors for reactive halogens in the troposphere and stratosphere. These reactive compounds have significant effects on stratospheric ozone and the oxidative capacity of the troposphere. The organohalogens have both natural and anthropogenic sources. For example, over the past 20 years the phaseout of CH_3Br under the Amendments to the Montreal Protocol has significantly reduced atmospheric levels. This has likely caused the oceans to change from a net sink of atmospheric CH_3Br to a net source. Similarly, changes in aerosol loading and the acidification of

sea salt aerosols in recent decades may have changed the abundance of reactive halogens in the MBL (Cl, Br, I radicals), with possible implications for the lifetime of GHGs such as methane. To understand these changes, it is imperative to address the following knowledge gaps:

- Assess the levels, distribution, and cycling of reactive bromine, chlorine, and iodine radicals, reservoirs, and precursors in the atmosphere
- Determine the current surface ocean saturation state of CH₃Br and other organohalogens in the surface ocean
- Quantify the impact of reactive halogens on tropospheric photochemistry and the lifetime of atmospheric methane

4.4.2 Ocean-atmosphere interactions involving reactive nitrogen

While alkyl nitrates can be a significant component of reactive nitrogen in the marine troposphere, the controls of their production and emission from the ocean, spatial distribution, and relationship with nitrite in seawater are not fully understood. There is an open question as to whether the production of alkyl nitrates in the surface ocean is entirely photochemical or has an additional biological source. The observation that production of alkyl nitrates in the Atlantic is lower than in other open ocean systems cannot currently be explained. Consequently, there is a need to:

- Conduct shipboard observations of alkyl nitrates, together with appropriate incubations, culture work, in situ, and physiological studies with related photochemical studies to establish relative significance for sources

4.4.3 Oxidation state of the marine boundary layer and surface ocean

Specific controls on ozone flux to the surface ocean are not well understood and will need to be determined before quantitative models of the variations in the MBL oxidative state can be accurately modeled. There is evidence that ozone reacts with iodide in seawater but not with iodate (Martino et al., 2012). Consequently, careful analysis of iodide/iodate ratios in surface seawater may provide critical confirmation of ozone reactions and inform changes in MBL oxidation state. Photochemistry creates a myriad of redox-active compounds and radical transients that could alter biogeochemical redox pathways on a daily cycle and would have a strong seasonality at critically important high latitudes. The presence of reactive transients could alter solubility of atmospherically deposited trace elements and nutrients, thus providing feedback for biogenic gas production and ecosystem function. Important priorities include:

- Perform shipboard and laboratory studies to validate measured ozone deposition flux/velocity at sea in the context of specific kinetics and mechanisms for ozone reactivity with the ocean surface (with a specific focus on microlayer and iodide/iodate measurements)
- Develop new in situ methodology for direct measurements of the oxygen and organic reactive transients as they relate to shifts in oxidative state on microscales relevant to dissolution and microlayer reactions
- Investigate larger-scale spatiotemporal influences on the oxidative state of the surface ocean

4.5 Air-Sea Exchange and Evolution of Atmospheric Aerosols

The deposition of aerosols to the ocean surface and ejection of PMA from breaking waves are important components of all five SOLAS themes. For example, deposition of nutrient-laden aerosols to the ocean surface can stimulate primary productivity, leading to the uptake of atmospheric CO₂ by the ocean, while the atomic Cl produced via multiphase reactions involving PMA oxidizes finite amounts of atmospheric methane (Theme 1) (Meskhidze et al., 2003; Mahowald, 2011; Lawler et al., 2009; Wang et al., 2019). Energy exchange and associated wave action at the air-sea interface modulate both the production and deposition of aerosols, as well as the exchange of gases that lead to the production of secondary organic aerosol (SOA) (Theme 2) (Meskhidze & Nenes, 2006; Claeys et al., 2010; Lewis and Schwartz, 2004). Halogen-radical chemistry involving marine aerosol accelerates the oxidation of NO_x to HNO₃ and marine VOCs, leading to the formation of marine-derived SOA (Keene et al., 2009). In addition, the pH-dependent gas-aerosol phase partitioning of HNO₃ and NH₃ modulate the size distributions and corresponding size-dependent dry-deposition rates of particulate NO₃⁻ and NH₄⁺, as well as the total (gas + aerosol) dry deposition fluxes of both HNO₃ and NH₃ to the ocean surface (Russell et al., 2003; Fischer et al., 2006; Smith et al., 2007; Baker et al., 2017). Both sets of processes modulate the atmospheric lifetimes and total deposition fields of nutrient N to the ocean, thereby influencing biogeochemistry in near-surface seawater while the wet and dry deposition of dust, biomass burning, bioaerosols, combustion, and other aerosol sources provide Fe and P to the ocean (Theme 3) (Barkley et al., 2019; Mahowald et al., 2005; Ito et al., 2019). Numerous studies have investigated the influences of aerosols, including PMA and more recently, marine SOA as functions of size and composition on marine clouds (Theme 4) (Gantt et al., 2012; Mayer et al., 2020). Finally, biogeochemical processes in the surface ocean exert significant but poorly characterized controls on the size-resolved production fluxes of marine aerosol to the atmosphere and the associated impacts on atmospheric chemistry (Theme 5) (Gantt et al., 2010; Galí et al., 2018).

Significant advances have been made in modeling, in situ and laboratory measurements, and remote sensing of aerosols. Detailed atmospheric models and reanalysis products have been developed for the production of sea spray aerosol and the delivery of nutrient-laden aerosols from different sources (e.g., mineral dust, combustion, biomass burning) to the open ocean (Hamilton et al., 2019). These models now routinely diagnose aerosol mobilization at the source region in addition to transport and transformation in the atmosphere, as well as removal by wet and dry deposition. Several past and ongoing international research efforts (e.g., GEOTRACES and the North Atlantic Aerosols and Marine Ecosystems Study (NAAMES)) and recent intensive laboratory efforts (e.g., Center for Aerosol Impacts on Chemistry of the Environment, CAICE) have provided crucial insight needed for improved characterization of aerosol effects on ocean biogeochemistry and clouds. Improved spatiotemporal observational coverage in polar regions has helped quantify transport of pollution, smoke, and glacial dust into the polar marine environment. New remote sensing instruments such as advanced optical spectrometers, polarimeters, and lidars are highly promising in that they can now provide essential retrievals of phytoplankton biomass, pigment concentrations, physiology, and taxonomic diversity; improve atmospheric corrections for ocean color retrievals; and provide detailed vertical distribution of atmospheric aerosol type and refractive properties.

Despite such progress, substantial gaps remain in our knowledge of marine aerosols. For example, although the dynamics of bubble plumes have been investigated for decades (Thorpe, 1982), air

injection rates as a function of sea state and the associated properties of detraining plumes that modulate the size-resolved production fluxes of PMA number, mass, and composition remain poorly constrained. Likewise, very little is known about the impacts of the physicochemical evolution and aging of marine aerosol on the oxidation of marine-derived-organic matter that affects SOA and PMA, the production and cycling of halogen radicals (Zhu et al., 2019), and the solubility of nutrients deposited to the surface ocean (Nenes et al., 2011; Shi et al., 2012). These significant knowledge gaps limit our current predictive capability for the multi-phase physical and chemical evolution of the marine troposphere and corresponding influences on Earth systems, including radiative transfer and climate.

Several interrelated processes that modulate marine aerosol production and evolution of marine atmospheric composition warrant investigation. Specific areas of uncertainty and key research to address these uncertainties are discussed below. Some of the research priorities discussed below are likely best answered through the establishment of additional long-term field sites to investigate the ocean's biological and biogeochemical responses to nutrient and toxic types of aerosol inputs (dust, combustion, and volcanic aerosols) (see Section 5.2). Additionally, research will be most useful if it is used to develop new or improved parameterizations of aerosol production, transport, solubility, and bioavailability that are included in models of various scales and complexities (see Section 5.5).

4.5.1 Physical drivers of open-ocean wind waves

Virtually all parameterizations of marine aerosol production are driven directly or indirectly by 10-meter wind velocity (U10) as a proxy for wave action. However, oceanic wind waves are typically not in equilibrium with local conditions, and U10-based approaches do not account for important non-linear processes (including influences of wind fetch and duration, bathymetry, and interactions between wind and wave fields) that modulate ambient sea state. Consequently, U10-based approaches do not capture the wave dynamics that control the volume and injection depth of air entrained into the surface ocean and the associated marine aerosol production via bubble bursting during plume detrainment. Studies are thus needed to:

- Assess PMA fluxes using near sea-surface wind field dynamics
- Determine PMA physicochemical characteristics in different wind regimes

4.5.2 Bubble plume dynamics and bubble rafts

Characteristics of bubble plumes (e.g., bubble size distribution, void fraction, bubble age) vary as functions of seawater type (e.g., biologically productive vs. oligotrophic). All of these factors (as well as plume depth) influence production fluxes of marine aerosol produced via bubble bursting during plume detrainment (Keene et al., 2017). Available evidence also suggests that surface bubble rafts modulate the production flux of PMA (Frossard et al., 2019a, b), but the influences of raft dynamics on PMA production are largely unconstrained. Studies should:

- Investigate the physical (e.g., sea-state, temperature, raft thickness) and chemical (e.g., surfactant concentrations and composition) factors that modulate bubble plume characteristics and dynamics to develop a mechanistic understanding of and reliable predictive capability for PMA production
- Determine how and to what extent organic surfactants (Section 4.2) affect the physical and

chemical properties of PMA produced via bubble bursting

4.5.3 Primary marine aerosol production and evolution

Dependence of size- and composition-resolved production on major drivers such as plume dynamics, surfactants, and temperature remains poorly understood. Available evidence suggests that results from studies based on artificial seawater, coastal seawater, amended seawater, and/or incubation studies may not be representative of ambient aerosol production over the open ocean, either because of methodological differences or natural variability. Furthermore, the physical and chemical processing of PMA during its atmospheric lifetime is poorly constrained (Zhou et al., 2008) and warrants further investigation. Thus it is necessary to:

- Conduct an intercomparison study to directly compare the performance of marine aerosol generators employed by different research groups
- Determine the factors that affect PMA production in open-ocean oligotrophic seawater based on the detrainment of representative bubble plumes
- Conduct studies to determine how the ocean's physicochemical and biological state affect the production flux, number size distribution, hygroscopic, and ice nucleating properties of PMA
- Perform field and laboratory studies to investigate the physicochemical evolution of organic and inorganic matter associated with PMA during multi-day exposure to atmospheric conditions and to assess the size and hygroscopicity-related changes in the context of the PMA importance to CCN and IN formation, tropospheric chemistry (e.g., halogen chemistry), and the recycling of marine-derived organic matter across the air-sea interface
- Investigate how the physicochemical characteristics of marine aerosols are transformed during atmospheric transport and interactions with clouds

4.5.4 Aerosol nutrients and bioavailability

Comprehensive characterization of the effects of atmospheric deposition of aerosols on surface ocean productivity requires knowledge of aerosol-nutrient bioavailability after deposition to the surface ocean. However, the concept of nutrient bioavailability in seawater is extremely complex and poorly defined, often with different nomenclatures across disciplines leading to variable results. Overall, very little is known about the impact of wet and dry deposition of atmospheric constituents on the biogeochemistry and ecology of the upper ocean. To propel this emerging research area forward it is imperative to:

- Standardize methodologies to study nutrient bioavailability
- Investigate the ocean's biological and biogeochemical responses to nutrient and toxicant aerosol inputs
- Design experiments to better understand how solubility affects atmospheric deposition fluxes, which in turn relates to changes in bioavailable nutrients in the ocean
- Target laboratory incubation experiments to elucidate how differences in bacterial and phytoplankton taxa or species within taxa affect bioavailability and nutrient uptake mechanisms
- Explore the potential co-influence of different nutrients (and trace metals), presence of

different organic compounds (both in the atmosphere and in the ocean), aerosol speciation and solution pH, light, and how microbial interactions affect nutrient bioavailability in aerosol pre- and post-depositional processes

- Use newly improved remote sensing tools – and continue to design new sensors – to increase understanding of aerosol-ocean biogeochemical interactions, such as the feedbacks between changes in aerosols sources, ocean physicochemical properties, and biological state

5 Implementation

5.1 Leveraging Existing Long-Term In Situ Platforms and Programs

Existing atmospheric and oceanographic platforms and programs are critical for measurements that advance SOLAS science. Atmospheric towers, buoys, satellites, oceanographic time series, repeat hydrography, and autonomous surface and underwater vehicles (AVs) are all needed for progress in air-sea research.

5.1.1 Atmospheric Towers

Atmospheric observations from land-based towers provide extensive, long-term, vertically distributed data that are difficult to replicate over the ocean. Similar data, however, when obtained close to the sea provide transformative insight and are of tremendous value, including but not limited to data collected from the following locations:

- [Tudor Hill](#), Bermuda, linked to the Biological Institute for Ocean Sciences (BIOS), used for study of aerosol deposition relative to ocean productivity
- [Ragged Point](#), Barbados, linked to the University of Miami, used to examine long-range transport of African dust to the Caribbean for over 50 years
- [Mace Head](#), Ireland, linked to the National University of Ireland, collecting gas and aerosol samples from the N. Atlantic
- [Penlee Point Atmospheric Observatory](#), United Kingdom, measuring atmospheric composition and making eddy covariance observations of coastal air/sea exchange linked to seawater composition measurements in the Western English Channel
- [Cape Verde Atmospheric Observatory](#) measuring atmospheric composition in a region dominated by outflow of Saharan air masses
- [Cape Grimm](#), Tasmania, providing high latitude observations of Southern Ocean marine aerosols
- [NOAA Observatories](#) that span the Pacific and include substantial oceanic information
- Long-term monitoring locations such as the [Advanced Global Atmospheric Gases Experiment \(AGAGE\) network](#)
- Greenhouse gas measurement stations listed at the [World Data Centre for Greenhouse Gases](#) - including the NOAA greenhouse gas network, Scripps greenhouse gas network, and the many contributions from smaller groups that run one or two stations

These and other sites provide time-series data to document critical parameters such as dust, marine organic aerosols, and the flux of mass and momentum across the air-sea interface. These measurements are essential to constrain global climate models that link seasonal variability in atmospheric material deposition to responses in marine biogeochemistry. Future studies should incorporate existing infrastructure and time-series data, as well as identify crucial locations to establish new monitoring stations that would expand opportunities to link with process-level studies addressing wet and dry deposition, upper ocean nutrient cycling, and kinetics for aerosol-derived nutrient transformations into dissolved, colloidal, and particulate forms in seawater.

5.1.2 Autonomous Vehicles

Ocean-going platforms, particularly research vessels, remain critically important for the study of many of the themes and cross-cutting questions described in Sections 3 and 4. Historically, research vessels capable of transporting innovative analytical systems to a wide range of oceanic environments have been crucial to building a global understanding of oceanographic and atmospheric processes. The advent of smaller, agile autonomous vehicles (AVs: Autonaut, Wave Glider, Saildrone, and underwater Gliders) have already proved their utility for obtaining robust, air- and water-side near-surface measurements to augment research vessel campaigns. Maturing AV technology will likely further increase their incorporation into ocean-going field studies important for SOLAS-oriented research. Bridging the substantial observational gap between traditional research vessels and AVs remains a challenge. While smaller AVs excel in agility and operational versatility, they have relatively limited payloads and endurance. Large vessels overcome these but are limited during extreme ocean-atmosphere conditions and they can strongly disrupt the air-sea interface. Novel approaches that link data between the platforms are needed.

5.1.3 Specialized Platforms

Specialized platforms, such as the Floating Instrument Platform (FLIP), provided a tower-like platform deployed in the deep ocean specifically for air-sea interaction studies. However, FLIP has been divested and there is no modern equivalent. Modern platforms similar to FLIP would be useful to address many of the research questions previously discussed in this report. Moored or drifting buoys optimized for air-sea interaction measurements, such as the Air-Sea Interaction Spar (ASIS) and Extreme Air-Sea Interaction (EASI) buoys, are especially useful for studying air-sea interactions during high-energy conditions. The surface-following capability of ASIS allows it to make directional wave and air-sea interaction flux measurements at high resolution with a minimal drag profile (Graber et al., 2000), making it especially valuable for near-surface measurements on both the atmospheric and oceanic side. EASI (Drennan et al., 2014) is a Navy Oceanographic Meteorological Automated Device (NOMAD) style heave-pitch-roll buoy specifically designed for high wind environments and long-term deployment. Both ASIS and EASI are capable of sampling highly energetic conditions where platforms or ships cannot safely operate.

5.1.4 Lab Facilities

Current difficulties in making high-wind measurements and isolating key processes in field measurements make the combination of in situ observations and laboratory measurements highly desirable. As discussed in Section 3.2, current estimates of the rates of momentum, heat or gas exchange in extreme conditions are not reliable, largely due to the inability of ships to sample in hurricane or typhoon conditions. Controlled studies of air-sea exchange in high winds are therefore critical to improve numerical models used in operational hurricane prediction. For example, the SURge-STructure-Atmosphere INteraction ([SUSTAIN](#)) laboratory at the University of Miami, one of a number of similar facilities around the world, can generate computer-controlled directional waves combined with direct wind forcing equivalent to $U_{10} > 70 \text{ m s}^{-1}$. The added ability to use fresh or filtered seawater at 5-35°C enables rigorous gas transfer studies. The Center for Aerosol Impacts on Chemistry of the Environment ([CAICE](#)) at the Scripps Institution of Oceanography consists of a large-scale wind wave tank and aerosol reactor capable of simulating air-sea interactions and atmospheric processes that has provided new insight into the role of ocean biology and chemistry in controlling sea spray aerosol composition, hygroscopicity, and ice-nucleating properties, among other areas of research. Discrete laboratory experiments are also useful for aerosol solubility studies (Section

4.5) and process studies related to multiple SOLAS themes. While much can be learned from these laboratory studies, careful consideration of how laboratory results are translated into real-world systems is critical.

5.2 Field Campaigns: Past and Future

The GasEx campaigns, the NAAMES, and EXport Processes in the Ocean from RemoTe Sensing (EXPORTS) have generated valuable field data for the US SOLAS community while also demonstrating the long-term planning, logistical challenges, and agency engagement required for success. Large field campaigns muster the SOLAS community and provide unique collaborative and training opportunities for early career scientists. Funding agency coordination is effective to leverage resources for complementary research as was done for NAAMES and EXPORTS (NASA-led with NSF support). Engaging non-US partners promotes coordination and funding partnerships. The following considerations are helpful for SOLAS multidisciplinary field campaigns:

- Engage with international SOLAS and the non-US SOLAS community in the early stages of US-led field projects to maximize the added value that comes from international collaboration
- Identify existing field assets and/or programs for coordination
- Prioritize and clearly articulate measurements and compelling science questions
- Plan for logistical challenges and potential delays, especially in remote locations
- Develop and clearly communicate administrative and data management plans

Crosscutting US SOLAS themes (Section 4) will require specific activities for successful process studies and field campaigns to advance understanding, including:

- Shipboard air-sea gas exchange experiments longer than 2-3 weeks that coordinate with stable platforms in coastal systems and remote and autonomous platforms in high-wind speed regions (e.g., Pacific sector of Southern Ocean)
- Coordinated aircraft and shipboard Lagrangian studies in high-dust regions such as the North Atlantic (African dust), North Pacific (Asian and Alaskan dust), Southern Ocean (Patagonian dust), and Arctic (proglacial dust and long-range transport from lower latitudes) to elucidate atmospheric deposition effects on ocean biogeochemistry
- Investigations of VOC, trace gases, and aerosols produced directly and indirectly by microorganisms across a range of seasons and oceanographic provinces

Remote and extreme environments are chronically under-sampled with regard to SOLAS priorities, and logistics for access and deployment of instruments are costly and challenging. Regardless, opportunities to expand data should be pursued, including remote sensing and autonomous platforms. Furthermore, recent ice-free passages have made the Arctic more accessible for observation of air-sea dynamics. New data on deposition of Alaskan glacial dust can be compared to impacts of Asian and domestic Fe deposition in high-nutrient low-chlorophyll (HNLC) regions, as well as similar Southern Ocean studies. Altered deposition and biogenic marine aerosol sources from changing productivity in newly ice-free areas can raise compelling questions that contrast the atmospheric and biological changes along the NW Passage and waters off the coast of Canada and west of Greenland (Baffin Bay and Nares Strait).

5.3 Remote Sensing Technologies

The US SOLAS community must work to integrate laboratory and field data with airborne and satellite remote sensing data to fill spatiotemporal data gaps and provide input on SOLAS-relevant science priorities for future airborne and satellite missions (e.g., National Academies of Sciences, Engineering, and Medicine, 2018). Existing assets with ongoing and archived data that can enhance US SOLAS goals include PACE, HypSIRI, OMI, CALIPSO, CloudSat, MODIS, VIIRS, MISR, IceSat-2, and MOSAiC, which provide comprehensive observation of remote marine regions over long time-scales.

The US SOLAS community should:

- Identify parameters that can be measured in situ that can be used to validate satellite observables, and establish stronger links between satellite observables and key scientific parameters that we are lacking in the in situ field data over most remote regions
- Locate field studies in coordination with relevant satellite tracks to enhance scaling of in situ observations for calibration-validation efforts for new and established applications and models that link spatial scales useful for both scientists and policymakers
- Gather datasets that can help validate marine and aerosol satellite data products in coordination with the satellite community. For example, AERONET offers shipboard radiometers to measure atmospheric aerosol optical depths for information on aerosol abundance and composition
- Engage the remote sensing community to identify critical key parameters (e.g., wave, bubble, or wind variables; greenhouse gas fluxes at the ocean surface; aerosol deposition rates) most useful for interpreting current and future satellite data
- Contribute white papers for the next Decadal Survey so that SOLAS interests and expertise are represented in the development of future research priorities and missions
- Explore novel applications of satellite remote sensing and autonomous (e.g., BGC-Argo – see section 5.1.2) data sets to address US SOLAS research priorities (e.g., SOLAS-sponsored workshops to highlight emerging observing technologies and discuss scientific applications)
- Collaborate with remote sensing scientists to develop and test hypotheses and obtain long-term spatiotemporal context for in situ observations

5.4 Numerical and Data Analysis Tools

As an integrating activity, US SOLAS will seek to address the key challenges and opportunities that lie in connecting surface ocean and atmospheric data from a myriad of diverse platforms. Engaging with data scientists at all stages of research will optimize the value of an ever-growing oceanographic observation network and train students in emerging data tools. Machine learning and artificial intelligence tools are key assets that will enable advances in the US SOLAS community. We need to embrace these rapidly-evolving data analysis tools to explore novel interpretations of existing data sets. Neural networks, the random-forest method, and other machine-learning techniques, together with more traditional statistical techniques, are increasingly used to address SOLAS- and OCB-centered activities such as air-sea gas exchange. Currently, technologies such as artificial neural networks and computer vision are being utilized in a remote sensing context, such as with satellite imagery and Earth observation data. When trained on large quantities of imagery data, these algorithms can yield insights that would not be available using conventional methodologies. In addition, machine learning also works on non-imagery data, and approaches such as regression,

classification, clustering, decision trees and ensemble models, etc. can be key assets in numerical and data analysis.

Observing System Simulation Experiments (OSSEs) provide numerical model simulations of the ocean and/or atmosphere to test system design during the planning stage of field operations. Model output is sampled by a hypothetical observing system with subsampled output then analyzed using techniques to be used on real observations. Reconstructed variables are compared to the known model “truth,” where created systematic and/or random errors evaluate the ability of a proposed observing system to quantify a variable of interest. Various designs for an observing system can thus be “examined” to maximize performance relative to cost. When underlying models are statistically similar to the real ocean (e.g., resolves the mesoscale), this is an indispensable tool for field planning. Moreover, real field data resulting from OSSE-optimized design can be assimilated into existing models or used to minimize errors in a state estimate. An iterative approach to improve models for subsequent OSSE-based field planning maximizes the value of data collection and analysis.

Targeted funding for data mining, development, and application of numerical methods to analyze existing and future data, as well as the creation of tools to plan observational programs should be a high priority, thus ensuring maximal insight from valuable cross-disciplinary data sets.

5.5 Model development

Models are an important tool for scaling limited data sets for exploration of Earth system processes and feedbacks. US SOLAS priorities for improved model performance include many of the themes and crosscutting topics covered in this report, including but not limited to GHG, VOCs, gas exchange, upper ocean biogeochemistry and marine optics. Additionally, a sustained effort to enhance existing global databases and quantify critical processes will be essential to support further model development and evaluation. For example, many models rely on observation-based climatologies to estimate emissions (DMS: Lana et al, 2011; halocarbons: Ziska et al., 2013). The databases and techniques used to generate the climatologies themselves may need to be updated in light of recent work (Bell et al., 2021), new measurements (e.g., satellite proxies for dimethyl sulfoxide), and process-based observations. As two examples of ways in which models can advance US SOLAS priorities, PMAs and nutrient cycling are discussed in more detail below.

5.5.1 Modeling of marine aerosols

Marine aerosols impact the simulation of low-level clouds and climate sensitivity. Depending on the application, models can simulate the production and removal of primary and secondary marine aerosols as well as their chemical composition, number size distribution, and contribution to the CCN budget. The US SOLAS community should help to further evaluate and refine parameterizations for improved representation of the following drivers in the aerosol models:

- Wind and wave (high-frequency) fields, especially at high wind speed
- Sea surface temperature and solar radiation
- Surfactants, seawater composition, biological activity
- Ocean-ice-snow interfaces
- Bubble plume dynamics
- Transport and deposition of cloud-active aerosols of marine origin

5.5.2 Nutrient cycling models

A growing number of models account for nutrient cycling (e.g., Fe, N, and to a lesser extent P) between the land, river, ocean, and atmosphere. Models are able to quantify natural and anthropogenic sources, size distributions and mineralogy, initial nutrient solubilities at source regions, mobilization of nutrients during atmospheric transport (via proton-promoted, organic ligand-promoted, and photochemical mechanisms), or wet and dry deposition. US SOLAS should improve parameterizations associated with nutrient cycling across air-water interfaces with the following activities:

- Improve accessibility to existing datasets (e.g., baseline monitoring data) and archival strategies for future campaigns to enhance model evaluation and development
- Better characterize the mix of nutrients associated with different sources (e.g., dust, biomass burning, volcanoes) and their physical form (e.g., dissolved, colloidal, particulate, inorganic, organic ligand-complexed), as well as nutrients in detritus and phytoplankton
- Provide increased data for model constraints of dissolved organic nitrogen and phosphorus
- Assess the impact of atmospheric-derived organics in modulating nutrient bioavailability
- Prioritize quantification of the Arctic paleorecords with respect to changes in nutrient source regions (dust, wildfires)

5.6 Data Management

Proper data management is a key tenet of modern science, as many instruments and observing systems can generate giga-scale amounts of data on very short temporal and small spatial scales. US SOLAS research is supported by multiple funding agencies, each with its own data reporting and management requirements. To maximize return on investment and ensure accessibility and advancement of knowledge, investigators must strive for timely data submission and work with data managers and repositories towards FAIR (Findable, Accessible, Interoperable, Reusable, Wilkinson et al., 2016) data practices. The collection and management of US SOLAS data should have the following minimal key features:

- Develop and document QA/QC protocols to ensure accurate results, using inter-laboratory intercalibrations and reference materials where applicable
- Work to enhance interoperability and searchability across multiple US agencies' data repositories and also interface with international repositories that host SOLAS data sets
- Streamline access and functionality for submitting and using US SOLAS data, as well as meeting requirements for funding agency reporting and data management specifications
- Publish papers and data sets in open access journals to facilitate broader data access

6 Leadership, Coordination, and Communication

In recognition of the critical importance of atmospheric processes and air-sea exchange in the global carbon cycle, OCB recently established a [subcommittee on ocean-atmosphere interactions in partnership with SOLAS](#) to foster increased US coordination and scientific momentum on air-sea exchange of greenhouse gases and feedbacks with marine ecosystems and biogeochemical cycles (Section 2.2). The committee will provide a support system for scientists working at the air-sea interface, especially to overcome the disciplinary segregation that can result from separate atmospheric or oceanic science community platforms and funding. This subcommittee provides vital leadership by organizing interdisciplinary community workshops and activities that serve as incubators for new ideas and collaborations; exploring funding mechanisms; and supporting and mentoring early-career SOLAS scientists. The committee is promoting communication to break down disciplinary barriers, building awareness among broad audiences of the importance of air-sea interactions and helping to grow the US SOLAS research area. OAIC members are drawn from an open community nomination process and serve a 3-year term, with the option to serve one additional term for a maximum of 6 years. The OAIC is 9 to 12 scientists with expertise at the boundary of atmospheric and marine science, as well as those with research more heavily weighted to either marine or atmospheric science, all of which make scientific contributions to the broader OCB and SOLAS communities in keeping with their subcommittee work. The OAIC includes at least one international member to build and strengthen ties to ongoing OAIC-relevant scientific research and activities outside the US, and one early career member to lead the subcommittee in planning activities and initiatives to support early career scientists working at this disciplinary interface. As part of, or in addition to the OAIC, topical contacts (e.g., remote sensing, large field campaign coordination, big data analysis) will be identified as a resource of knowledge, information, and community for US SOLAS. As an example, such a contact might help organize an inclusive and open meeting with the objective of aligning existing remote sensing resources with US SOLAS research questions, identifying synergies, developing hypotheses, and planning approaches for testing them.

The OCB Project Office and the SOLAS IPO provide vital coordination, communication, and outreach that benefit their scientific networks and broader audiences. The 2019 Air-Sea Interaction Workshop and community efforts going forward will provide an effective interdisciplinary model and forum for scientific inquiry and discussion. Benefits to the air-sea research community from such activities include inspiration for single-PI and larger-scale collaborative projects and proposals; field campaigns; manuscripts and special journal volumes; input to US and international science and observing initiatives and programs; training activities; and public education and outreach that make air-sea research topics more broadly accessible. The OAIC and project offices will identify and communicate potential research funding opportunities to the US SOLAS community and include federal agencies and other potential sponsors in US SOLAS planning discussions about research and observing priorities. Additionally, it will work with the SOLAS IPO to engage the international SOLAS community on large scale US-led SOLAS projects.

Training and education of the next generation of SOLAS scientists is a high priority. The OAIC includes

an early career slot (within Ph.D. + 4 yrs.) and facilitates early career travel support that serves to grow, strengthen, and provide training and professional networking opportunities (e.g., SOLAS summer school, SOLAS open science meeting, International Symposium on Gas Transfer at Water Surfaces, etc.). Training programs and workshops on novel observing platforms, ocean optics, data analysis, and remote sensing will provide scientists with access to valuable tools and data to conduct SOLAS-relevant research. The SOLAS and remote sensing communities should fund joint science projects, internships, fellowships, and postdoctoral opportunities, and use existing social media to advertise and raise interest.

Centralized communication is critical to support a growing network of US SOLAS researchers. The OCB and SOLAS IPO already serve as communication hubs for large networks and will be leveraged to engage and inform the US SOLAS community via the web, electronic newsletters, and social media about newly published research; permanent and postdoc positions; graduate student opportunities; and relevant meetings and funding opportunities. These project offices also provide access to infrastructure to support tele- and web conferences to help community coordination/engagement.

7 References

Anguelova, M. D., Webster, F. (2006). Whitecap coverage from satellite measurements: A first step toward modeling the variability of oceanic whitecaps, *J. Geophys. Res.*, 111, C03017, doi:10.1029/2005JC003158.

Anguelova, M. D., Bettenhausen, M. H. (2019). Whitecap fraction from satellite measurements: Algorithm description. *J. Geophys. Res.-Oceans*, 124, 1827– 1857. <https://doi.org/10.1029/2018JC014630>.

Ault, A. P., D. Zhao, C. J. Ebben, M. J. Tauber, F. M. Geiger, K. A. Prather, V. H. Grassian (2013). Raman microspectroscopy and vibrational sum frequency generation spectroscopy as probes of the bulk and surface compositions of size-resolved sea spray aerosol particles. *Phys. Chem. Chem. Phys.* 15, 6206-6214, <https://doi.org/10.1039/C3CP43899F>.

Ayers, G. P., Gillett, R. W. (2000). DMS and its oxidation products in the remote marine atmosphere: implications for climate and atmospheric chemistry. *J. Sea Research*, 43(3-4), 275-286.

Baker, A., M. Kanakidou, K. Altieri, N. Daskalakis, G. Okin, S. Myriokefalitakis, F. Dentener, M. Uematsu, M. M. Sarin, R. A. Duce, J. N. Galloway, W. C. Keene, A. Singh, L. Zamora, J.-F. Lamarque, S.-C. Hsu, S. S. Rohekar, and J. M. Prospero (2017). Observation- and model-based estimates of particulate dry nitrogen deposition to the oceans, *Atmos. Chem. Phys.*, 17, 8189-8210, doi:10.5194/acp-17-8189-2017.

Barrie, L., Bottenheim, J., Schnell, R. et al. (1988). Ozone destruction and photochemical reactions at polar sunrise in the lower Arctic atmosphere. *Nature* 334, 138–141, <https://doi.org/10.1038/334138a0>.

Barkley, A. E., Prospero, J. M., Mahowald, N., Hamilton, D. S., Pependorf, K. J., Oehlert, A. M., Pourmand, A., Gatineau, A., Panechou-Pulcherie, K., Blackwelder, P., Gaston, C.J. (2019). African biomass burning is a substantial source of phosphorus deposition to the Amazon, Tropical Atlantic Ocean, and Southern Ocean. *Proc. National Acad. Sci. USA*, doi:10.1073/pnas.1906091116.

Bates, T. S., B. K. Lamb, A. Guenther, J. Dignon, R. E. Stoiber (1992). Sulfur emissions to the atmosphere from natural sources. *J. Atm. Chem.* 14, 315-337.

Beaupré, S. R., D. J. Kieber, W. C. Keene, M. S. Long, A. A. Frossard, J. D. Kinsey, P. Duplessis, R. Chang, J. R. Maben, X. Lu, Y. Zhu, and J. Bisgrove (2019). Oceanic efflux of ancient marine dissolved organic carbon in primary marine aerosol, *Sci. Adv.*, 5(10), doi.org/10.1126/sciadv.aax6535.

Bell, T.G., J.G.. Porter, W-L Wang, M. J. Lawler, E. Boss, M. J. Behrenfeld, E. S. Saltzman (2021). Predictability of Seawater DMS During the North Atlantic Aerosol and Marine Ecosystem Study (NAAMES), *Front. Mar. Sci.*, 18, <https://doi.org/10.3389/fmars.2020.596763>.

BEPSII (2019). Biogeochemical Exchange Processes at Sea Ice Interfaces (BEPSII) – 5-year Science Plan. <https://drive.google.com/file/d/1TBWLFDE5FbpDa8SjjwziPNo90Gdvj0lH/view>.

Boyle, E.A., Lee, J.-M., Echevoyen, Y., Noble A., Moos, S., Carrasco, G., Zhao, N., Kayser, R., Zhang, J., Gamo, T., Obata, H. & Norisuye, K. (2014). Anthropogenic Lead Emissions in the Ocean: The Evolving Global Experiment, *Oceanography*, 27, 1, 69-75.

Brévière, E. and the SOLAS Scientific Steering Committee (eds.) (2016). SOLAS 2015- 2025: Science Plan and Organisation. SOLAS International Project Office, GEOMAR Helmholtz Centre for Ocean Research Kiel, Kiel, 76 pp. (available at <http://www.solas-int.org/about/solas.html>).

Burrows, S. M., Ogunro, O., Frossard, A. A., Russell, L. M., Rasch, P. J., & Elliott, S. M. (2014). A physically based framework for modeling the organic fractionation of sea spray aerosol from bubble film Langmuir equilibria. *Atmos. Chem. Phys.*, 14(24), 13601–13629. <https://doi.org/10.5194/acp-14-13601-2014>.

Carslaw, K., Lee, L., Reddington, C. et al. (2013). Large contribution of natural aerosols to uncertainty in indirect forcing. *Nature* 503, 67–71 <https://doi.org/10.1038/nature12674>.

Charlson, R. J., Lovelock, J. E., Andreae, M. O., & Warren, S. G. (1987). Oceanic phytoplankton, atmospheric sulphur, cloud albedo and climate. *Nature*, 326(6114), 655–661. <https://doi.org/10.1038/326655a0>.

Chen, Q., Sherwen, T., Evans, M., and Alexander, B. (2018). DMS oxidation and sulfur aerosol formation in the marine troposphere: a focus on reactive halogen and multiphase chemistry. *Atmos. Chem. Phys.*, 18, 13617–13637, <https://doi.org/10.5194/acp-18-13617-2018>.

Chiba, D. and B. Baschek (2010). Effect of Langmuir cells on bubble dissolution and air-sea gas exchange *J. Geophys. Res. C*. VOL. 115, C10046, doi:10.1029/2010JC006203.

Chiu, R., Tinel, L., Gonzalez, L., Ciuraru, R., Bernard, F., George, C., & Volkamer, R. (2017). UV photochemistry of carboxylic acids at the air-sea boundary: A relevant source of glyoxal and other oxygenated VOC in the marine atmosphere. *Geophys. Res. Lett.*, 44, 1079–1087. <https://doi.org/10.1002/2016GL071240>.

Claeys, M., Wang, W., Vermeylen, R., Kourtchev, I., Chi, X., Farhat, Y., Surratt, J.D., Gómez-González, Y., Sciare, J. and Maenhaut, W. (2010). Chemical characterisation of marine aerosol at Amsterdam Island during the austral summer of 2006–2007. *J. Aerosol Sci.*, 41(1), 13-22.

Crabeck, O., Delille, B., Rysgaard, S., Thomas, D. N., Geilfus, N. X., Else, B., & Tison, J. L. (2014). First “in situ” determination of gas transport coefficients (k_g and k_L) from bulk gas concentration measurements (O₂, N₂, Ar) in natural sea ice. *J. Geophys. Res.-Oceans*, 119, 6655–6668. <https://doi.org/10.1002/2014JC009849>.

Crusius, J., A. W. Schroth, S. Gasso, C. M. Moy, R. C. Levy, and M. Gatica (2011). Glacial flour dust storms in the Gulf of Alaska: Hydrologic and meteorological controls and their importance as a source of bioavailable iron, *Geophys. Res. Lett.*, 38(6).

Cunliffe, M., A. Engel, S. Frka, B. Gašparović, C. Guitart, J. C. Murrell, M. Salter, C. Stolle, R. Upstill-Goddard, O. Wurl (2013). Sea surface microlayers: A unified physicochemical and biological

perspective of the air–ocean interface. *Progr. Oceanogr.* 109, 104-116, <https://doi.org/10.1016/j.pocean.2012.08.004>.

Curcic, M., B. K. Haus (2020). Revised estimates of ocean surface drag in strong winds. *Geophys. Res. Lett.* 47, e2020GL087647, <https://doi.org/10.1029/2020GL087647>.

D'Asaro, E.A., C.L. McNeil (2007). Air-sea gas exchange at extreme wind speeds measured by autonomous oceanographic floats, *J. Marine Systems*, 66, 92-109.

Deike, L., Melville, W. K. (2018). Gas transfer by breaking waves, *Geophys. Res. Lett.*, 45, 10,482–10,492. <https://doi.org/10.1029/2018GL078758>.

de Leeuw, G., Andreas, E. L., Anguelova, M. D., Fairall, C. W., Lewis, E. R., O'Dowd, C., et al. (2011). Production flux of sea spray aerosol. *Reviews of Geophysics*, 49(2), RG2001. <https://doi.org/10.1029/2010RG000349>.

Diaz, J. M., C. M. Hansel, B. M. Voelker, C. M. Mendes, P. F. Andeer, T. Zhang (2013). Widespread production of extracellular superoxide by heterotrophic bacteria. *Science*, 340, 1223-1225, DOI: 10.1126/science.1237331.

Diego, José, Méndez-Díaz, Kyle K. Shimabuku, Jing Ma, Zachary O. Enumah, Joseph J. Pignatello, William A. Mitch, and Michael C. Dodd. (2014). Sunlight-Driven Photochemical Halogenation of Dissolved Organic Matter in Seawater: A Natural Abiotic Source of Organobromine and Organoiodine. *Environ. Sci. Tech.*, 48 (13), 7418-7427 doi:10.1021/es5016668

Donelan, M. A., B. K. Haus, N. Reul, W. J. Plant, M. Stiassnie, H. C. Graber, O. B. Brown, and E. S. Saltzman (2004). On the limiting aerodynamic roughness of the ocean in very strong winds, *Geophys. Res. Lett.*, 31, L18306.

Drennan, W. M., Graber, H. C., Collins III, C. O., Herrera, A., Potter, H., Ramos, R. J., & Williams, N. J. (2014). EASI: An air–sea interaction buoy for high winds. *J. Atmos. Oceanic Tech.*, 31(6), 1397-1409.

Duce, R., Liss, P., Merrill, J., Atlas, E. L., Buat-Menard, P., Hicks, B., Miller, J., Prospero, J., Arimoto, R., & Church, T. (1991). The atmospheric input of trace species to the world ocean. *Glob. Biogeochem. Cycle*, 5(3), 193-259.

Else, B. G. T., T. N. Papakyriakou, M. G. Asplin, D. G. Barber, R. J. Galley, L. A. Miller, and A. Mucci (2013), Annual cycle of air-sea CO₂ exchange in an Arctic Polynya Region, *Glob. Biogeochem. Cycle*, 27, 388–398, doi:10.1002/gbc.20016.

Engel, A., H. Wagner, F. A. C. Le Moigne, S. T. Wilson (2017). Particle export fluxes to the oxygen minimum zone of the eastern tropical North Atlantic. *Biogeosciences*, 14, 1825–1838, <https://doi.org/10.5194/bg-14-1825-2017>.

Evans, M. J., D. J. Jacob, E. Atlas, C. A. Cantrell, F. Eisele, F. Flocke, A. Fried, R. L. Mauldin, B. A. Ridley, B. Wert, R. Talbot, D. Blake, B. Heikes, J. Snow, J. Walega, A. J. Weinheimer, J. Dibb (2003). Coupled evolution of BrO_x-ClO_x-HO_x-NO_x chemistry during bromine-catalyzed ozone depletion events in the

arctic boundary layer. *J. Geophys. Res.* 108, 8368, doi:10.1029/2002JD002732, D4.

Facchini, M. C., Decesari, S., Rinaldi, M., Carbone, C., Finessi, E., Mircea, M., et al. (2008). Important Source of Marine Secondary Organic Aerosol from Biogenic Amines. *Environ. Sci. Tech.*, 42(24), 9116–9121. <https://doi.org/10.1021/es8018385>.

Falkowski, P. G., Barber, R. T. & Smetacek, V. (1998). Biogeochemical controls and feedbacks on ocean primary production. *Science*, 281, 200–206.

Fischer, E., A. Pszenny, W. Keene, J. Maben, A. Smith, A. Stohl, and R. Talbot (2006). Nitric acid phase partitioning and cycling in the New England coastal atmosphere, *J. Geophys. Res.*, 111, D23S09, doi:10.1029/2006JD007328.

Fransson, A., Chierici, M., Skjelvan, I., Olsen, A., Assmy, P., Peterson, A. K., Spreen, G., and Ward, B. (2017). Effects of sea-ice and biogeochemical processes and storms on under-ice water fCO₂ during the winter-spring transition in the high Arctic Ocean: Implications for sea-air CO₂ fluxes, *J. Geophys. Res. Oceans*, 122, 5566– 5587, doi:10.1002/2016JC012478.

Frew, N. M., J. C. Goldman, M. R. Dennett, and A. S. Johnson (1990). Impact of Phytoplankton-Generated Surfactants on Air-Sea Gas-Exchange, *J. Geophys. Res.-Oceans*, 95(C3), 3337-3352.

Friedlingstein, P., M. W. Jones, M. O’Sullivan, R. M. Andrew, J. Hauck, G. P. Peters, W. Peters, J. Pongratz, S. Sitch, C. Le Quéré, D. C. E. Bakker, J. G. Canadell, P. Ciais, R. B. Jackson, P. Anthoni, L. Barbero, A. Bastos, V. Bastrikov, M. Becker, L. Bopp, E. Buitenhuis, N. Chandra, F. Chevallier, L. P. Chini, K. I. Currie, R. A. Feely, M. Gehlen, D. Gilfillan, T. Gkritzalis, D. S. Goll, N. Gruber, S. Gutekunst, I. Harris, V. Haverd, R. A. Houghton, G. Hurtt, T. Ilyina, A. K. Jain, E. Joetzjer, J. O. Kaplan, E. Kato, K. K. Goldewijk, J. I. Korsbakken, P. Landschützer, S. K. Lauvset, N. Lefèvre, A. Lenton, S. Lienert, D. Lombardozzi, G. Marland, P. C. McGuire, J. R. Melton, N. Metzl, D. R. Munro, J. E. M. S. Nabel, S. Nakaoka, C. Neill, A. M. Omar, T. Ono, A. Peregon, D. Pierrot, B. Poulter, G. Rehder, L. Resplandy, E. Robertson, C. Rödenbeck, R. Séférian, J. Schwinger, N. Smith, P. P. Tans, H. Tian, B. Tilbrook, F. N. Tubiello, G. R. van der Werf, A. J. Wiltshire, S. Zaehle (2019). Global Carbon Budget 2019. *Earth Syst. Sci. Data* 11, 1783-1838, 2019, DOI: 10.5194/essd-11-1783-2019.

Frossard, A. A., V. Gérard, P. Duplessis, J. D. Kinsey, X. Lu, Y. Zhu, J. Bisgrove, J. R. Maben, M. S. Long, R. Chang, S. R. Beaupré, D. J. Kieber, W. C. Keene, B. Nozière, and R. C. Cohen (2019a). Properties of seawater surfactants associated with primary marine aerosol particles produced by bursting bubbles at a model air-sea interface, *Environ. Sci. Technol.*, 53(16), 9407–9417, doi.org/10.1021/acs.est.9b02637.

Frossard, A. A., M. S. Long, W. C. Keene, P. Duplessis, J. D. Kinsey, J. R. Maben, D. J. Kieber, R. Y.-W. Chang, S. R. Beaupré, R. C. Cohen, X. Lu, J. Bisgrove, and Y. Zhu (2019b). Marine aerosol production via detrainment of bubble plumes generated in natural seawater with a forced-air Venturi, *J. Geophys. Res.*, 124, 10931-10950, doi.org/10.1029/2019JD030299.

Galgani, L., S. A. Loiselle (2019). Plastic Accumulation in the Sea Surface Microlayer: An Experiment-Based Perspective for Future Studies. *Geosciences* 9, no. 2: 66. <https://doi.org/10.3390/geosciences9020066>.

- Galí, M., Levasseur, M., Devred, E., Simó, R., & Babin, M. (2018). Sea-surface dimethylsulfide (DMS) concentration from satellite data at global and regional scales. *Biogeosciences*, 15(11), 3497–3519. <https://doi.org/10.5194/bg-15-3497-2018>.
- Gantt, B., Xu, J., Meskhidze, N., Zhang, Y., Nenes, A., Ghan, S. J., et al. (2012). Global distribution and climate forcing of marine organic aerosol – Part 2: Effects on cloud properties and radiative forcing. *Atmos. Chem. Phys*, 12(14), 6555–6563. <https://doi.org/10.5194/acp-12-6555-2012>.
- Gantt, B., Meskhidze, N., Facchini, M. C., Rinaldi, M., Ceburnis, D., & O'Dowd, C. D. (2011). Wind speed dependent size-resolved parameterization for the organic mass fraction of sea spray aerosol. *Atmos. Chem. Phys* 11(16), 8777–8790. <https://doi.org/10.5194/acp-11-8777-2011>.
- Gantt, Brett, Meskhidze, N., Zhang, Y., & Xu, J. (2010). The effect of marine isoprene emissions on secondary organic aerosol and ozone formation in the coastal United States. *Atmos. Env.*, 44(1), 115–121. <https://doi.org/10.1016/j.atmosenv.2009.08.027>.
- Gao, Y., Yu, S., Sherrell, R. M., Fan, S., Bu, K., & Anderson, J. R. (2020). Particle-size distributions and solubility of aerosol iron over the Antarctic peninsula during austral summer. *J. Geophys. Res.: Atmos*, 125, doi.org/10.1029/2019JD032082.
- Gao, Y., Marsay, C.M., Yu, S., Fan, S., Mukherjee, P., Buck, C.M. & Landing, W.M. (2019). Particle-Size Variability of Aerosol Iron and Impact on Iron Solubility and Dry Deposition Fluxes to the Arctic Ocean, *Scientific Reports*, www.nature.com/articles/s41598-019-52468-z.
- Gao, Y., Fan, S-M. & Sarmiento, J.L. (2003). Aeolian iron input to the ocean through precipitation scavenging: A modeling perspective and its implication for natural iron fertilization in the ocean, *J. Geophys. Res.: Atmos.*, 108, D7, 4221, doi:10.1029/2002JD002420.
- Gong, S. L. (2003). A parameterization of sea-salt aerosol source function for sub- and super-micron particles. *Glob. Biogeochem. Cycle* 17(4), n/a-n/a. <https://doi.org/10.1029/2003GB002079>.
- Gourdal, M., Crabeck, O., Lizotte, M., Galindo, V., Gosselin, M., Babin, M., Scarratt, M. and Levasseur, M., (2019). Upward transport of bottom-ice dimethyl sulfide during advanced melting of arctic first-year sea ice. *Elem Sci Anth* 7(1), p.33. DOI: <http://doi.org/10.1525/elementa.370>.
- Graber, H. C., E. A. Terray, M. A. Donelan, W. M. Drennan, J. C. Van Leer, D. B. Peters (2000). ASIS—A New Air–Sea Interaction Spar Buoy: Design and Performance at Sea, *J. Atm. Oceanic Technol.* 17(5), 708–720.
- Gruber, N., D. Clement, B. R. Carter, R. A. Feely, S. van Heuven, M. Hoppema, M. Ishii, R. M. Key, A. Kozyr, S. K. Lauvset, C. Lo Monaco, J. T. Mathis, A. Murata, A. Olsen, F. F. Perez, C. L. Sabine, T. Tanhua, R. Wanninkhof (2019). The oceanic sink for anthropogenic CO₂ from 1994 to 2007. *Science* 363, 1193–1199, DOI: 10.1126/science.aau5153.
- Grythe, H., Ström, J., Krejci, R., Quinn, P., & Stohl, A. (2014). A review of sea-spray aerosol source functions using a large global set of sea salt aerosol concentration measurements. *Atmos. Chem. and Phys.* 14(3), 1277–1297. <https://doi.org/10.5194/acp-14-1277-2014>.

Hamilton, D.S., Scanza, R.A., Feng, Y., Guinness, J., Kok, J.F., Li, L., Liu, X., Rathod, S.D., Wan, J.S., Wu, M., Mahowald, N.M. (2019). Improved methodologies for Earth system modelling of atmospheric soluble iron and observation comparisons using the Mechanism of Intermediate complexity for Modelling Iron (MIMI v1. 0). *Geosci. Model Develop.* 12(9), 3835-3862.

Hao, Z., Y. Yin, D. Cao, J. Liu (2017). Probing and comparing the photobromination and photoiodination of dissolved organic matter by using ultra-high-resolution mass spectrometry. *Env. Sci. & Tech.* 51 (10), 5464-5472, doi: 10.1021/acs.est.6b03887.

Hayes, C.T., Rosen, J., McGee, D., & Boyle, E.A. (2017). Thorium distributions in high- and low-dust regions and the significance for iron supply. *Glob. Biogeochem. Cycle*, 31, 2, <https://doi.org/10.1002/2016GB005511>.

Ho, D. T., N. Coffineau, B. Hickman, N. Chow, T. Koffman, and P. Schlosser (2016). Influence of current velocity and wind speed on air-water gas exchange in a mangrove estuary, *Geophys. Res. Lett.*, 43, <https://doi.org/10.1002/2016GL068727>.

Ho, D. T., C. S. Law, M. J. Smith, P. Schlosser, M. Harvey, and P. Hill (2006). Measurements of air-sea gas exchange at high wind speeds in the Southern Ocean: Implications for global parameterizations, *Geophys. Res. Lett.*, 33, L16611, <https://doi.org/10.1029/2006GL026817>.

Ito, A., Myriokefalitakis, S., Kanakidou, M., Mahowald, N. M., Scanza, R. A., Hamilton, D. S., et al. (2019). Pyrogenic iron: The missing link to high iron solubility in aerosols. *Sci. Advan.*, 5(5), eaau7671. <https://doi.org/10.1126/sciadv.aau7671>.

Jarosz, E., D. A. Mitchell, D. W. Wang, and W. J. Teague (2007). Bottom-up determination of air-sea momentum exchange under a major tropical cyclone, *Science*, 315, 1707–1709.

Jickells, T., An, Z., Andersen, K. K. et al. (2005). Global iron connections between desert dust, ocean biogeochemistry, and climate. *Science*, 308(5718), 67-71.

Jin, M., C. Deal, W. Maslowski, P. Matrai, A. Roberts, R. Osinski, Y. J. Lee, M. Frants, S. Elliott, N. Jeffery, E. Hunke, S. Wang (2018). Effects of model resolution and ocean mixing on forced ice-ocean physical and biogeochemical simulations using global and regional system models, *J. Geophys. Res. Oceans*, 123, 358–377, doi.org/10.1002/2017JC013365.

Kadko, D., Landing, W.M., & Shelley, R.U. (2015). A novel tracer technique to quantify the atmospheric flux of trace elements to remote ocean regions. *J. Geophys. Res. Oceans*, 120, 2, <https://doi.org/10.1002/2014JC010314>.

Keene, W. C., M. S. Long, J. S. Reid, A. A. Frossard, D. J. Kieber, J. R. Maben, L. M. Russell, J. Kinsey, P. K. Quinn, and T. S. Bates (2017). Factors that modulate properties of primary marine aerosol generated from ambient seawater on ships at sea, *J. Geophys. Res.*, 122, doi:10.1002/2017JD026872.

Keene, W. C., M. S. Long, A. A. P. Pszenny, R. Sander, J. R. Maben, A. J. Wall, T. L. O'Halloran, A. Kerkweg, E. V. Fischer, and O. Schrems (2009). Latitudinal variation in the multiphase chemical processing of inorganic halogens and related species over the eastern North and South Atlantic Oceans, *Atmos. Chem. Phys.*, 9, 7361-7385.

- Keene, W. C., et al. (2007). Chemical and physical characteristics of nascent aerosols produced by bursting bubbles at a model air-sea interface. *J. Geophys. Res.* 112, D21202, doi:10.1029/2007JD008464.
- Kieber, D. J., W. C. Keene, A. A. Frossard, M. S. Long, L. M. Russell, J. R. Maben, J. D. Kinsey, I. M. B. Tyssebotn, P. K. Quinn, and T. S. Bates (2016). Coupled ocean-atmosphere loss of marine refractory dissolved organic carbon, *Geophys. Res. Lett.*, 43, doi:10.1002/2016GL068273.
- Kieber, D., B. Peake, N. M. Skully (2003). Reactive oxygen species in aquatic ecosystems. In: *UV Effects in Aquatic Organisms and Ecosystems* (Eds.: E. W. Helbling, H. Zagarese, The Royal Society of Chemistry), 251-288, DOI:10.1039/9781847552266-00251.
- Kim, T.-W., Lee, K., Najjar, R.G., Jeong, H.-D., Jeong, H.J. (2011). Increasing N abundance in the Northwestern Pacific Ocean due to atmospheric nitrogen deposition. *Science*, 334, 505-509.
- Lana, A., T. G. Bell, R. Simó, S. M. Vallina, J. Ballabrera-Poy, A. J. Kettle, J. Dachs, L. Bopp, E. S. Saltzman, J. Stefels, J. E. Johnson, P. S. Liss (2011). An updated climatology of surface dimethylsulfide concentrations and emission fluxes in the global ocean. *Glob. Biogeochem. Cycle*, 25, GB1004, <https://doi.org/10.1029/2010GB003850>.
- Law, C. S., Breiviere, E., de Leeuw, G., Garçon, V., Guieu, C., Kieber, D. J., Konradowitz, S., Paulmier, A., Quinn, P. K., Saltzman, E. S., Stefels, J., & von Glasow, R. (2013). Evolving research directions in Surface Ocean-Lower Atmosphere (SOLAS) science. *Env. Chem.*, 10(1), 1-16. <https://doi.org/10.1071/EN12159>.
- Lawler, M. J., B. D. Finley, W. C. Keene, A. A. P. Pszenny, K. A. Read, R. von Glasow, E. S. Saltzman (2009). Pollution-enhanced reactive chlorine chemistry in the eastern tropical Atlantic boundary layer, *Geophys. Res. Lett.*, 36, L08810, doi:10.1029/2008GL036666.
- Lewis, E. R., Schwartz, S. E. (2004). Sea salt aerosol production: Mechanisms, methods, measurements, and models - A critical review, Washington, D. C: AGU, <https://doi.org/10.1029/GM152>.
- Liang, J. H., C. Deutsch, J. C. McWilliams, B. Baschek, P. P. Sullivan, and D. Chiba (2013). Parameterizing bubble-mediated air-sea gas exchange and its effect on ocean ventilation, *Glob. Biogeochem. Cycle*, 27(3), 894-905. doi: 10.1002/gbc.20080.
- Liss, P S., C. A. Marandino, E. E. Dahl, D. Helmig, E. J. Hints, C. Hughes, M. T. Johnson, R. M. Moore, J. M.C. Plane, B. Quack, H. B. Singh, J. Stefels, R. von Glasow, and J. Williams (2014). In: P.S. Liss and M.T. Johnson (eds.), *Short-Lived Trace Gases in the Surface Ocean and the Atmosphere Chapter 1. Ocean-Atmosphere Interactions of Gases and Particles*, *Springer Earth Syst. Sci.*, doi:10.1007/978-3-642-25643-1_1.
- Long, M. S., W. C. Keene, D. J. Kieber, D. J. Erickson and H. Maring (2011). A sea-state based source function for size- and composition-resolved marine aerosol production, *Atmos. Chem. Phys.*, 11, 1203–1216.
- Loose, B., W. R. McGillis, D. Perovich, C. J. Zappa, and P. Schlosser (2014). A parameter model of gas exchange for the seasonal sea ice zone, *Ocean Sci.*, 10(1), 17-28. doi: 10.5194/os-10-17-2014

- Lovenduski, N. S., S. G. Yeager, K. Lindsay, M. C. Long (2019). Predicting near-term variability in ocean carbon uptake. *Earth System Dynam.* 10(1), 45–57. <https://doi.org/10.5194/esd-10-45-2019>.
- Mahowald, N.M. (2011) Aerosol indirect effect on biogeochemical cycles and climate, *Science* (80-.), 334, 794–796.
- Mahowald, N. M., A. R. Baker, G. Bergametti, N. Brooks, R. A. Duce, T. D. Jickells, N. Kubilay, J. M. Prospero, I. Tegen (2005). Atmospheric global dust cycle and iron inputs to the ocean, *Glob. Biogeochem. Cycles*, 19(4), GB4025, doi:10.1029/2004GB002402.
- Mårtensson, E. M., E. D. Nilsson, G. de Leeuw, L. H. Cohen, H.-C Hansson (2003). Laboratory simulations and parameterization of the primary marine aerosol production. *J. Geophys. Res: Atmospheres*, 108(D9), 4297. <https://doi.org/10.1029/2002JD002263>.
- Martino, M., Lézé, B., Baker, A. R., Liss, P. S., (2012). Chemical controls on ozone deposition to water. *Geophys. Res. Lett.* 39, L05809, doi:10.1029/2011GL050282.
- Mayer, K.J., X. Wang, M. V. Santander, B. A. Mitts, J. S. Sauer, C. M. Sultana, C. D. Cappa, K. A. Prather (2020). Secondary Marine Aerosol Plays a Dominant Role over Primary Sea Spray Aerosol in Cloud Formation. *ACS central science* 6(12), 2259-2266.
- McGillis, W. R. (2006). The US Surface Ocean-Lower Atmosphere Study Science Implementation Strategy, 123 pp. http://data.bco-dmo.org/US_SOLAS/US-SOLAS_Science_Implementation_Strategy.pdf
- McGillis, W. R., J. B. Edson, J. E. Hare, and C. W. Fairall (2001). Direct Covariance Air-Sea CO₂ Fluxes, *J. Geophys. Res.*, 106, 16729-16745, <https://doi.org/10.1029/2000JC000506>.
- McKinley, G. A., A. R. Fay, Y. A. Eddebbar, L. Gloege, N. S. Lovenduski (2020). External forcing explains recent decadal variability of the ocean carbon sink. *AGU Advances* 1, <https://doi.org/10.1029/2019AV000149>.
- McKinley, G. A., A. R. Fay, N. S. Lovenduski, D. J. Pilcher (2017). Natural variability and anthropogenic trends in the ocean carbon sink. *Ann. Rev. Marine Sci.* 9(1), 125–150, <https://doi.org/10.1146/annurev-marine-010816-060529>.
- Meskhidze, N., C. Völker, H. A. Al-Abadleh, K. Barbeau, M. Bressac, M., C. Buck, et al. (2019). Perspective on identifying and characterizing the processes controlling iron speciation and residence time at the atmosphere-ocean interface. *Mar. Chem.*, 217, 103704, <https://doi.org/10.1016/j.marchem.2019.103704>.
- Meskhidze, N., A. Nenes (2006). Phytoplankton and Cloudiness in the Southern Ocean. *Science*, 314(5804), 1419–1423. <https://doi.org/10.1126/science.1131779>.
- Meskhidze, N., W. L. Chameides, A. Nenes, G. Chen (2003). Iron mobilization in mineral dust: Can anthropogenic SO₂ emissions affect ocean productivity? *Geophys. Res. Lett.* 30(21), 2085. <https://doi.org/10.1029/2003GL018035>.

Moore, C., Mills, M., Arrigo, K. et al. (2013). Processes and patterns of oceanic nutrient limitation. *Nature Geosci* 6, 701–710, <https://doi.org/10.1038/ngeo1765>.

National Academies of Sciences, Engineering, and Medicine (2018). *Thriving on Our Changing Planet: A Decadal Strategy for Earth Observation from Space*. Washington, DC: The National Academies Press. <https://doi.org/10.17226/24938>.

Nenes, A., M. D. Krom, N. Mihalopoulos, P. Van Cappellen, Z. Shi, A. Bougiatioti, P. Zampas, and B. Herut (2011). Atmospheric acidification of mineral aerosols: a source of bioavailable phosphorus for the oceans. *Atmos. Chem. Phys* 11, 6265–6272.

Nightingale, P. D., G. Malin, C. S. Law, A. J. Watson, P. S. Liss, M. I. Liddicoat, J. Boutin, and R. C. Upstill-Goddard (2000). In situ evaluation of air-sea gas exchange parameterizations using novel conservative and volatile tracers, *Glob. Biogeochem. Cycle*, 14(1), 373–387, <https://doi.org/10.1029/1999GB900091>.

O’Dowd, C. D., M. C. Facchini, F. Cavalli, D. Ceburnis, M. Mircea, S. Decesari, et al. (2004). Biogenically driven organic contribution to marine aerosol. *Nature*, 431(7009), 676–680. <https://doi.org/10.1038/nature02959>

Ossola, R. O. M. Jönsson, K. Moor, K. McNeill (2021). Singlet oxygen quantum yields in environmental waters. *Chemical Reviews* 121 (7), 4100–4146, doi: 10.1021/acs.chemrev.0c00781.

Parrella, J. P., D. J. Jacob, Q. Liang, Y. Zhang, L. J. Mickley, B. Miller, M. J. Evans, X. Yang, J. A. Pyle, N. Theys, M. Van Roozendael (2012). Tropospheric bromine chemistry: implications for present and pre-industrial ozone and mercury, *Atmos. Chem. Phys.*, 12, 6723–6740, <https://doi.org/10.5194/acp-12-6723-2012>.

Potter, H., C. O. Collins, W. M. Drennan, H. C. Graber (2015). Observations of wind stress direction during Typhoon Chaba (2010), *Geophys. Res. Lett.*, 42, 9898– 9905, doi:10.1002/2015GL065173.

Powell, M. D., P. J. Vickery, and T. A. Reinhold (2003). Reduced drag coefficient for high wind speeds in tropical cyclones, *Nature*, 422, 279–283.

Powers, L. C., W. L. Miller (2015). Hydrogen peroxide and superoxide photoproduction in diverse marine waters: A simple proxy for estimating direct CO₂ photochemical fluxes, *Geophys. Res. Lett.*, 42, 7696– 7704, doi:10.1002/2015GL065669.

Prather, K.A., T. H. Bertram, V. H. Grassian, G. B. Deane, M. D. Stokes, P. J. DeMott, L. I. Aluwihare, B. P. Palenik, F. Azam, J. H. Seinfeld, R. C. Moffet (2013). Bringing the ocean into the laboratory to probe the chemical complexity of sea spray aerosol. *Proceedings of the National Academy of Sciences*, 110(19), 7550–7555.

Pratt, K.A., K. D. Custard, P. B. Shepson, T. A. Douglas, D. Pöhler, S. General, J. Zielcke, W. R. Simpson, U. Platt, D. J. Tanner, L. G. Huey (2013). Photochemical production of molecular bromine in Arctic surface snowpacks. *Nature Geoscience* 6(5), 351–356.

Roberts, A. F., E. C. Hunke, R. Allard, D. A. Bailey, A. P. Craig, J.-F. Lemieux, M. D. Turner (2018). Quality control for community-based sea-ice model development. *Phil. Trans. R. Soc. A* 376: 2017.0344 <http://doi.org/10.1098/rsta.2017.0344>.

Quinn, P. K., D. B. Collins, V. H. Grassian, K. A. Prather, T. S. Bates (2015). Chemistry and related properties of freshly emitted sea spray aerosol. *Chem. Rev.* 115, 4383-4399, doi: 10.1021/cr500713g.

Resplandy, L., R. F. Keeling, C. Rodenbeck, B. B. Stephens, S. Khatiwala, K. B. Rodgers, M. C. Long, L. Bopp, P. P. Tans (2018). Revision of global carbon fluxes based on a reassessment of oceanic and riverine carbon transport. *Nature Geosci.* 11, 504-509, <https://doi.org/10.1038/s41561-018-0151-3>.

Russell, P. B., R. W. Bergstrom, Y. Shinozuka, A. D. Clarke, P. F. DeCarlo, J. L. Jimenez, J. M. Livingston, J. Redemann, O. Dubovik, A. Strawa (2010). Absorption Angstrom Exponent in AERONET and related data as an indicator of aerosol composition. *Atmos. Chem. Phys.* 10, 1155–1169, <https://doi.org/10.5194/acp-10-1155-2010>.

Russell, K. M., W. C. Keene, J. R. Maben, J. N. Galloway, J. L. Moody (2003). Phase-partitioning and dry deposition of atmospheric nitrogen at the mid-Atlantic US coast, *J. Geophys. Res.*, 108(D21), 4656, doi:10.1029/2003JD003736.

Saliba, G., C.-L. Chen, S. Lewis, L. M. Russell, L.-H. Rivellini, A. K. Y. Lee, et al. (2019). Factors driving the seasonal and hourly variability of sea-spray aerosol number in the North Atlantic. *Proc. Nat. Acad. Sci.*, 116(41), 20309.

Salter, M. E., E. D. Nilsson, A. Butcher, M. Bilde (2014). On the seawater temperature dependence of the sea spray aerosol generated by a continuous plunging jet, *J. Geophys. Res. Atmos.*, 119, 9052–9072, doi:10.1002/2013JD021376.

Salter, M. E., R. C. Upstill-Goddard, P. D. Nightingale, S. D. Archer, B. Blomquist, D. T. Ho, B. Huebert, P. Schlosser, M. Yang (2011). Impact of an artificial surfactant release on air-sea gas fluxes during Deep Ocean Gas Exchange Experiment II, *J. Geophys. Res.-Oceans*, 116. doi: C11016.10.1029/2011jc007023.

Sanford, T. B., J. F. Price, J. B. Girton (2011). Upper-ocean response to Hurricane Frances (2004) observed by profiling EM-APEX floats, *J. Phys. Ocean.*, 41, 1041–1056.

Saunio, M., A. R. Stavert, B. Poulter, P. Bousquet, J. G. Canadell, R. B. Jackson, P. A. Raymond, E. J. Dlugokencky, S. Houweling, P. K. Patra, P. Ciais, V. K. Arora, D. Bastviken, P. Bergamaschi, D. R. Blake, G. Brailsford, L. Bruhwiler, K. M. Carlson, M. Carrol, S. Castaldi, N. Chandra, C. Crevoisier, P. M. Crill, K. Covey, C. L. Curry, G. Etiope, C. Frankenberg, N. Gedney, M. I. Hegglin, L. Höglund-Isaksson, G. Hugelius, M. Ishizawa, A. Ito, G. Janssens-Maenhout, K. M. Jensen, F. Joos, T. Kleinen, P. B. Krummel, R. L. Langenfelds, G. G. Laruelle, L. Liu, T. Machida, S. Maksyutov, K. C. McDonald, J. McNorton, P. A. Miller, J. R. Melton, I. Morino, J. Müller, F. Murguia-Flores, V. Naik, Y. Niwa, S. Noce, S. O'Doherty, R. J. Parker, C. Peng, S. Peng, G. P. Peters, C. Prigent, R. Prinn, M. Ramonet, P. Regnier, W. J. Riley, J. A. Rosentreter, A. Segers, I. J. Simpson, H. Shi, S. J. Smith, L. P. Steele, B. F. Thornton, H. Tian, Y. Tohjima, F. N. Tubiello, A. Tsuruta, N. Viovy, A. Voulgarakis, T. S. Weber, M. van Weele, G. R. van der Werf, R. F. Weiss, D. Worthy, D. Wunch, Y. Yin, Y. Yoshida, W. Zhang, Z. Zhang, Y. Zhao, B. Zheng, Q. Zhu, Q. Zhu, Q. Zhuang (2020). The Global Methane Budget 2000-2017. *Earth Syst. Sci. Data* 12, 1-63, DOI:10.5194/essd-12-1561-2020.

- Schmidt, J. A., D. J. Jacob, H. M. Horowitz, L. Hu, T. Sherwen, M. J. Evans, Q. Liang, R. M. Suleiman, D. E. Oram, M. L. Breton, C. J. Percival, S. Wang, B. Dix, R. Volkamer (2016). Modeling the observed tropospheric BrO background: Importance of multiphase chemistry and implications for ozone, OH, and mercury, *J. Geophys. Res.-Atmos.*, doi:10.1002/2015JD024229.
- Seinfeld, J.H., S. N. Pandis (2006). *Atmospheric Chemistry and Physics: From Air Pollution to Climate Change*. 2nd Edition, John Wiley & Sons, New York.
- Sellegri, K., C. D. O'Dowd, Y. J. Yoon, S. G. Jennings, G. de Leeuw (2006). Surfactants and submicron sea spray generation. *Journal of Geophysical Research*, 111(D22), D22215, <https://doi.org/10.1029/2005JD006658>.
- Sherwen, T., J. A. Schmidt, M. J. Evans, L. J. Carpenter, K. Großmann, S. D. Eastham, D. J. Jacob, B. Dix, T. K. Koenig, R. Sinreich, I. Ortega, R. Volkamer, A. Saiz-Lopez, C. Prados-Roman, A. S. Mahajan, C. Ordóñez (2016). Global impacts of tropospheric halogens (Cl, Br, I) on oxidants and composition in GEOS-Chem, *Atmos. Chem. Phys.*, 16, 12239–12271, <https://doi.org/10.5194/acp-16-12239-2016>.
- Shi, Z., M. D. Krom, T. D. Jickells, S. Bonneville, K. S. Carslaw, N. Mihalopoulos, A. R. Baker, L. G. Benning (2012). Impacts on iron solubility in the mineral dust by processes in the source region and the atmosphere: A review. *Aeolian Research*, 5, pp.21-42.
- Smith, A. M., W. C. Keene, J. R. Maben, A. A. P. Pszenny, E. Fischer, and A. Stohl (2007). Ammonia sources, transport, transformation, and deposition in coastal New England during summer, *J. Geophys. Res.*, 112, D10S08, doi:10.1029/2006JD007574.
- Soloviev, A., R. Lukas (2014). *The near-surface layer of the ocean: Structure, dynamics, and applications*. Springer Netherlands, 552 pp., doi:10.1007/978-94-007-7621-0
- SOLAS (2004). *Science Plan and Implementation Strategy*, IGBP Report Number 50 (SOLAS: Stockholm).
- Sutton, A. J., C. L. Sabine, S. Maenner-Jones, N. Lawrence-Slavas, C. Meinig, R. A. Feely, J. T. Mathis, S. Musielewicz, R. Bott, P. D. McLain, H. J. Fought, A. Kozyr (2014). A high-frequency atmospheric and seawater pCO₂ data set from 14 open-ocean sites using a moored autonomous system, *Earth Syst. Sci. Data*, 6(2), 353-366, <https://doi.org/10.5194/essd-6-353-2014>.
- Takagaki, N., S. Komori, N. Suzuki, K. Iwano, T. Kuramoto, S. Shimada, R. Kurose, K. Takahashi (2012). Strong correlation between the drag coefficient and the shape of the wind sea spectrum over a broad range of wind speeds, *Geophys. Res. Lett.*, 39, doi:10.1029/2012GL053988.
- Thompson, A. M., O. C. Zafiriou (1983). Air-sea fluxes of transient atmospheric species, *J. Geophys. Res.*, 88(C11), 6696– 6708, doi:10.1029/JC088iC11p06696.
- Thorpe, S. A. (1982). On the cloud of bubbles formed by a breaking wind-wave in deep water, and their role in air-sea gas transfer, *Phil. Trans. Royal Soc. London*, 304A, 155-210.

- Tian, H., R. Xu, J. G. Canadell, R. L. Thompson, W. Winiwarter, P. Suntharalingam, E. A. Davidson, P. Ciais, R. B. Jackson, G. Janssens-Maenhout, M. J. Prather, P. Regnier, N. Pan, S. Pan, G. Peters, H. Shi, F. N. Tubiello, S. Zaehle, F. Zhou, A. Arneth, G. Battaglia, S. Berthet, L. Bopp, A. F. Bouwman, E. T. Buitenhuis, J. Chang, M. P. Chipperfield, S. R. S. Dangal, E. Dlugokencky, J. Elkins, B. D. Eyre, B. Fu, B. Hall, A. Ito, F. Joos, P. B. Krummel, A. Landolfi, G. G. Laruelle, R. Lauerwald, W. Li, S. Lienert, T. Maavara, M. MacLeod, D. B. Millet, S. Olin, P. K. Patra, R. G. Prinn, P. A. Raymond, D. J. Ruiz, G. R. van der Werf, N. Vuichard, J. Wang, R. Weiss, K. C. Wells, C. Wilson, J. Yang, Y. Yao (2020). A comprehensive quantification of global nitrous oxide sources and sinks. *Nature* 586, <https://doi.org/10.1038/s41586-020-2780-0>.
- Wang, X, D. J. Jacob, S. D. Eastham, M. P. Sulprizio, L. Zhu, Q. Chen, B. Alexander, T. Sherwen, M. J. Evans, B. H. Lee, J. D. Haskins, F. D. Lopez-Hilfiker, J. A. Thornton, G. L. Huey, H. Liao (2019). The role of chlorine in global tropospheric chemistry, *Atmos. Chem. Phys.*, 19, 3981-4003.
- Wang, K., Y. Zhang, K. Yahya, S.-Y. Wu, G. Grell (2015). Implementation and initial application of new chemistry-aerosol options in WRF/Chem for simulating secondary organic aerosols and aerosol indirect effects for regional air quality. *Atmos. Environ.* 115, 716-732, <https://doi.org/10.1016/j.atmosenv.2014.12.007>.
- Wanninkhof, R. (2014). Relationship between wind speed and gas exchange over the ocean revisited, *Limnol. Oceanogr. Methods* 12, 351-362, <https://doi.org/10.4319/lom.2014.12.351>.
- Wilkinson, M., Dumontier, M., Aalbersberg, I. et al. (2016). The FAIR Guiding Principles for scientific data management and stewardship. *Sci Data* 3, 160018 <https://doi.org/10.1038/sdata.2016.18>
- Wilson, S. T., A. N. Al-Haj, A. Bourbonnais, C. Frey, R. W. Fulweiler, J. D. Kessler, H. K. Marchant, J. Milucka, N. E. Ray, P. Suntharalingham, B. F. Thornton, R. C. Upstill-Goddard, T. S. Weber, H. W. Bange, H. M. Benway, D. Bianchi, A. V. Borges, B. X. Chang, P. M. Crill, D. A. del Valle, L. Farías, A. Kock, J. Labidi, C. C. Manning, J. W. Pohlman, G. Rehder, K. J. Sparrow, P. D. Tortell, T. Treude, D. L. Valentine, B. B. Ward, S. Yang, L. N. Yurganov (2020). Ideas and perspectives: A strategic assessment of methane and nitrous oxide measurements in the marine environment. *Biogeosciences* 17, 5809–5828, <https://doi.org/10.5194/bg-17-5809-2020>.
- Wilson, S.T., H.W. Bange, J. Barnes, A. Borges, I. Brown, J. Bullister, M. Burgos, D.W. Capelle, M. Casso, M. de la Paz, L. Farías, L. Fenwick, S. Ferrón, G. Garcia, M. Glockzin, D.M. Karl, A. Kock, S. Laperriere, C.S. Law, C.C. Manning, A. Marriner, J.-P. Myllykangas, J.W. Pohlman, A.P. Rees, A. Santoro, P. Tortell, D. Wisegarver, R.C. Upstill-Goddard, G.L. Zhang, G. Rehder (2018). An intercomparison of oceanic methane and nitrous oxide measurements. *Biogeosciences* 15, 5891–5907, doi: 10.5194/bg-15-5891-2018.
- Winton, V., R. Edwards, B. Delmonte, A. Ellis, P. Andersson, A. Bowie, N. Bertler, P. Neff, A. Tuohy (2016). Multiple sources of soluble atmospheric iron to Antarctic waters, *Global Biogeochemical Cycles*, 30(3), 421-437.
- Wrobel, I., J. Piskozub (2016). Effect of gas-transfer velocity parameterization choice on air–sea CO₂ fluxes in the North Atlantic Ocean and the European Arctic, *Ocean Sci.*, 12(5), 1091-1103, <https://doi.org/10.5194/os-12-1091-2016>.

Wurl, O., W. Ekau, W. M. Landing, C. J. Zappa (2017). Sea surface microlayer in a changing ocean – A perspective. *Elementa: Science of the Anthropocene*, doi: <https://doi.org/10.1525/elementa.228>.

Zábori, J., M. Matisāns, R. Krejci, E. D. Nilsson, J. Ström (2012). Artificial primary marine aerosol production: a laboratory study with varying water temperature, salinity, and succinic acid concentration, *Atmos. Chem. Phys.*, 12, 10709–10724, <https://doi.org/10.5194/acp-12-10709-2012>.

Zheng, G., Y. Wang, R. Wood, M. P. Jensen, C. Kuang, I. L. McCoy, et al. (2021). New particle formation in the remote marine boundary layer. *Nature Communications*, 12(1), 527. <https://doi.org/10.1038/s41467-020-20773-1>

Zhou, X., A. J. Davis, D. J. Kieber, W. C. Keene, J. R. Maben, H. Maring, E. E. Dahl, M. A. Izaguirre, R. Sander, L. Smoydzyn (2008). Photochemical production of hydroxyl radical and hydroperoxides in water extracts of nascent marine aerosols produced by bursting bubbles from Sargasso seawater, *Geophys. Res. Lett.*, 35, L20803, doi:10.1029/2008GL035418.

Zhu, L., D. J. Jacob, S. D. Eastham, M. P. Sulprizio, X. Wang, T. Sherwen, M. J. Evans, Q. Chen, B. Alexander, T. K. Koenig, R. Volkamer, G. L. Huey, M. Le Breton, T. J. Bannan, and C. J. Percival (2019). Effect of sea salt aerosol on tropospheric bromine chemistry, *Atmos. Chem. Phys.*, 19, 6497–6507.

Ziska, F. et al. (2013). Global sea-to-air flux climatology for bromoform, dibromomethane and methyl iodide. *Atmos. Chem. Phys.*, 13, 8915–8934, <https://doi.org/10.5194/acp-13-8915-2013>

Appendix I

2019 US SOLAS Workshop Documents

OCB Ocean-Atmosphere Interactions: Scoping directions for U.S. research
 Workshop Agenda
 October 1-3, 2019 (Sterling, VA)

Monday, September 30, 2019

18:00	Reception/food/drink (6-9pm)
19:00	Welcome - Overview and Charge Benway Slides
20:00	Lightning Talks Slides
21:00	Adjourn

Tuesday, October 1, 2019

7:30	Hot Breakfast
8:30	Ray Najjar: Theme 3, Atmospheric deposition and ocean biogeochemistry Slides
9:30	Plenary discussion Theme 3
10:00	Coffee
10:30	Small group discussion Theme 3 Day 1 Groups
11:30	Fajita Bar Lunch
12:30	Group reports Theme 3
13:00	Amanda Frossard: Theme 4, Interconnections between aerosols, clouds, and marine ecosystems Slides
14:00	Plenary discussion Theme 4
14:30	Mid afternoon snack
15:00	Small group discussion Theme 4
16:00	Group reports Theme 4
17:00	Break
17:30	Buffet Dinner
18:30	Eric Saltzman: Theme 5, Ocean biogeochemical controls on atmospheric chemistry Slides
19:30	Plenary discussion Theme 5
20:00	Short break - with chocolates (15 min)
20:15	Small group discussion Theme 5
21:15	Adjourn CATCH Open Science Mtg International Symposium on Gas Transfer at Water Surfaces

Wednesday, October 2, 2019

7:30	Breakfast
8:30	Group reports Theme 5
9:00	Bill Asher: Theme 2, Air sea interface and fluxes of mass and energy Slides
10:00	Plenary discussion Theme 2
10:30	Coffee
11:00	Small group discussion Theme 2 Day 2 Groups
12:00	Deli Board Lunch
13:00	Group reports Theme 2
13:30	Laure Resplandy: Theme 1, Greenhouse gases in the ocean Slides
14:30	Plenary discussion Theme 1
15:00	Mid afternoon snack
15:30	Small group discussion Theme 1
16:30	Write
17:00	Group reports Theme 1
17:30	Break
18:30	Buffet Dinner
19:30	Plenary discussion putting it all together
20:00	Writing assignments/organize larger document
20:30	Write
21:00	Adjourn

Thursday, October 3, 2019

7:30	Hot Breakfast Buffet
8:30	Implementation Strategy Plenary Discussion
9:30	Small group topics
10:00	Coffee and extra time to get packed and checkout before departure
11:00	Small group topics
11:30	Write
12:00	Hot Lunch Buffet
13:00	Group reports on IS, plenary discussion of shape of science plan and implementation strategy
14:30	Write
15:30	Plenary "How'd we do? What's next?"
16:00	Adjourn Meeting

Appendix 2

2019 US SOLAS Workshop Documents

Participant List

*Ocean-Atmosphere Interactions: Scoping Directions for U.S. Research Workshop
The Woodlands at Algonkian, Sterling, Virginia
September 30 - October 3, 2019*

Becky Alexander

University of Washington
beckya@uw.edu

William Asher

University of Washington
asherwe@uw.edu

Steven Beaupré

Stony Brook University
steven.beaupre@stonybrook.edu

Thomas Bell

Plymouth Marine Laboratory
tbe@pml.ac.uk

Heather Benway

OCB/WHOI
hbenway@whoi.edu

Clifton Buck

Skidaway Institute of Oceanography
clifton.buck@skio.uga.edu

Wei-Jun Cai

University of Delaware
wcai@udel.edu

Victoria Coles

UMCES
vcoles@umces.edu

Susanne Craig

NASA Goddard Space Flight Center/USRA
susanne.e.craig@nasa.gov

John Crusius

USGS /UW Affiliate Faculty (Seattle)
john.crusius@gmail.com

Gregory Cutter

Old Dominion University
gcutter@odu.edu

Luc Deike

Princeton University
ldeike@princeton.edu

Robert Duce

Texas A&M University
robertduce@hotmail.com

Yassir Eddebbar

Scripps Institution of Oceanography
yeddebba@ucsd.edu

Steven Emerson

University of Washington
emerson@u.washington.edu

Sheri Floges

Wake Forest University
floges@wfu.edu

Amanda Frossard

University of Georgia
afrossard@uga.edu

Yuan Gao

Rutgers University
yuangaoh@newark.rutgers.edu

Santiago Gasso

NASA/University of Maryland
sgasso@umd.edu

Cassandra Gaston

University of Miami
cgaston@rsmas.miami.edu

Kimberly Halsey
Oregon State University
halseyk@science.oregonstate.edu

Brian Haus
RSMAS, Univ. of Miami
bhaus@rsmas.miami.edu

David Ho
University of Hawaii
ho@hawaii.edu

Laurie Juranek
Oregon State University
ljuranek@coas.oregonstate.edu

William Keene
University of Virginia
wck@virginia.edu

David Kieber
State University of New York, College of
Environmental Science and Forestry
djkieber@esf.edu

Grace Kim
NASA Goddard Space Flight Center
grace.e.kim@nasa.gov

Joanna Kinsey
Quinnipiac University
jdkinsey@quinnipiac.edu

William Landing
Florida State University
wlanding@fsu.edu

Nathan Laxague
Lamont-Doherty Earth Observatory
Columbia University
laxague@ldeo.columbia.edu

Jun-Hong Liang
Louisiana State University
jliang@lsu.edu

Katherine Mackey
University of California, Irvine
mackeykrm@gmail.com

Chris Marsay
Skidaway Institute of Oceanography
University of Georgia
christopher.marsay@skio.uga.edu

Patricia Matrai
Bigelow Laboratory for Ocean Sciences
pmatrai@bigelow.org

Nicholas Meskhidze
North Carolina State University
nmeskhi@ncsu.edu

William Miller
University Of Georgia
bmiller@uga.edu

Richard Moore
NASA Langley Research Center
richard.h.moore@nasa.gov

Ray Najjar
The Pennsylvania State University
rgn1@psu.edu

David Ortiz-Suslow
Naval Postgraduate School
dortizsu@nps.edu

Jaime Palter
University of Rhode Island
Graduate School of Oceanography
jpalter@uri.edu

Fabien Paulot
NOAA/OAR/GFDL
fabien.paulot@noaa.gov

Andrew Peters
Bermuda Institute of Ocean Sciences
andrew.peters@bios.edu

Henry Potter
Texas A&M University
hpotter@tamu.edu

Laure Resplandy
Princeton University
laurer@princeton.edu

Glorianne Rivera Santiago
University of Miami- RSMAS
glorianne.rivera@rsmas.miami.edu

Eric Saltzman
University of California, Irvine
esaltzma@uci.edu

Kevin Sanchez
NASA Langley
kjs356@gmail.com

Cristina Schultz
University of Virginia
cs3xm@virginia.edu

Peter Sedwick
Old Dominion University
psedwick@odu.edu

Allison Staniec
University of Connecticut
allison.staniec@uconn.edu

Rachel Stanley
Wellesley College
rachel.stanley@wellesley.edu

Daniel Thornton
Texas A&M University
dthornton@tamu.edu

Doug Vandemark
Univ. of New Hampshire
doug.vandemark@unh.edu

Fabrice Veron
University of Delaware
fveron@udel.edu

Penny Vlahos
University of Connecticut
penny.vlahos@uconn.edu

Rik Wanninkhof
Atlantic Oceanographic and Meteorological
Laboratory/NOAA
rik.wanninkhof@noaa.gov

Sam Wilson
University of Hawaii
stwilson@hawaii.edu

Jesse Wilson
Scripps Institution of Oceanography
jessewilson13@gmail.com

Andrew Wozniak
University of Delaware
awozniak@udel.edu


Patricia Yager
University of Georgia
pyager@uga.edu

Lauren Zamora
NASA/Goddard Space Flight Center
lauren.m.zamora@nasa.gov

For more information visit:
<https://web.whoi.edu/air-sea-workshop/>



Ocean Carbon & Biogeochemistry Project Office
Woods Hole Oceanographic Institution
266 Woods Hole Road MS#25
Woods Hole, MA 02543
hbenway@whoi.edu | 508.289.2838
www.us-ocb.org | Twitter @us_ocb



**OCB acknowledges support
from these US agencies:**



This report was developed with federal support of NSF (OCE-1558412) and NASA (NNX17AB17G). Any opinions, findings, conclusions or recommendations expressed in this material are those of the authors and do not necessarily reflect the views of the sponsoring agencies.