



A mechanism design-based secure architecture for mobile ad hoc networks

Abderrezak Rachedi, Otrok Hadi, Noaman Mohammed, Abderrahim Benslimane, Mourad Debbabi

► To cite this version:

Abderrezak Rachedi, Otrok Hadi, Noaman Mohammed, Abderrahim Benslimane, Mourad Debbabi. A mechanism design-based secure architecture for mobile ad hoc networks. IEEE WiMob'2008, Oct 2008, Avignon, France. pp.6, 2008, <10.1109/WiMob.2008.77>. <hal-00680879>

HAL Id: hal-00680879

<https://hal-upec-upem.archives-ouvertes.fr/hal-00680879>

Submitted on 21 Jun 2012

HAL is a multi-disciplinary open access archive for the deposit and dissemination of scientific research documents, whether they are published or not. The documents may come from teaching and research institutions in France or abroad, or from public or private research centers.

L'archive ouverte pluridisciplinaire **HAL**, est destinée au dépôt et à la diffusion de documents scientifiques de niveau recherche, publiés ou non, émanant des établissements d'enseignement et de recherche français ou étrangers, des laboratoires publics ou privés.

A Mechanism Design-Based Secure Architecture for Mobile Ad Hoc Networks

A. Rachedi and A. Benslimane
LIA/CERI, University of Avignon, Agroparc
BP 1228, 84911 Avignon, France
{abderrezak.rachedi, abderrahim.benslimane}@univ-avignon.fr

H. Otrok, N. Mohammed and M. Debbabi
CIISE, Concordia University,
Montréal, Québec, Canada, H3G 1M8
{h_otrok, no_moham, debbabi}@ciise.concordia.ca

Abstract—To avoid the single point of failure for the certificate authority (*CA*) in MANET, a decentralized solution is proposed where nodes are grouped into different clusters. Each cluster should contain at least two confident nodes. One is known as *CA* and the another as register authority *RA*. The Dynamic Demilitarized Zone (DDMZ) is proposed as a solution for protecting the *CA* node against potential attacks. It is formed from one or more *RA* node. The problems of such a model are: (1) Clusters with one confident node, *CA*, cannot be created and thus clusters' sizes are increased which negatively affect clusters' services and stability. (2) Clusters with high density of *RA* can cause channel collision at the *CA*. (3) Clusters' lifetime are reduced since *RA* monitors are always launched (i.e., resource consumption). In this paper, we propose a model based on mechanism design that will allow clusters with single trusted node (*CA*) to be created. Our mechanism will motivate nodes that do not belong to the confident community to participate by giving them incentives in the form of trust, which can be used for cluster's services. To achieve this goal, a *RA* selection algorithm is proposed that selects nodes based on a predefined selection criteria function and location (i.e., using directional antenna). Finally, empirical results are provided to support our solutions.

Index Terms—MANET security, mechanism design, certificate authority and clustering.

I. INTRODUCTION

In wired/wireless infrastructure networks, a trusted third party, known as Certification Authority (*CA*), is needed to certify users' digital certificate that contains users' public key and identity. It is needed to provide a secure communication among users and ensure some security requirements, such as; authentication, confidentiality and integrity of transited data. In classical Public Key Infrastructure (PKI) [8], a Registration Authority (*RA*) is used to collect and analyze users' requests before forwarding them to a *CA* to certify, issue and renew user's digital certificate. In Mobile Ad hoc Networks (MANETs), a decentralized certificate authority approach [5], [9], [19] is proposed, due to MANET characteristics, as a solution to avoid single point of failure, MANET attacks and consider nodes' mobility. To handle these requirements, a distributed clustering algorithm is proposed in [18] to cluster nodes based on a set of trusted nodes that belong to a confident community. A head cluster is selected among trusted nodes to play the role of *CA*. To overcome a single point of failure attack against *CA*, a set of one-hop nodes, *RA*, are selected from the set of trusted nodes to form a *Dynamic Demilitarized*

Zone (DDMZ). The role of these nodes, besides registration authority, is to protect the *CA* by filtering *CA*'s incoming requests and monitoring the behavior of nodes in the cluster. The approach is suitable once the confident community size is large enough to grant at least two trusted nodes per cluster (i.e., one *CA* and another *RA*).

The first limitation of the approach given in [18] is its inability to form clusters with single trusted node (*CA*) and to form the DDMZ from non-confident community. This will decrease the number of clusters and increase clusters' size which affect clusters' services and MANET stability. The second limitation is clusters' lifetime since all selected *RA* nodes are required to run their monitor and consume resources. Moreover, a high density DDMZ can increase the probability of channel collision at *CA*. Finally, DDMZ formation is a limitation since *RA* nodes are selected ignoring *CA* coverage area. This violates the role of DDMZ since it allows an adversary to launch attacks against *CA* from *RA*'s uncovered zones.

To overcome these limitations, a robust DDMZ must be built based on nodes from non-confident community. To build a robust model that can cover the *CA* coverage area, nodes must be cooperative and selected by the *CA* based on specific selection criteria where some of the parameters of the selection-criteria are considered as private information. The limitation of such a proposition is that nodes might behave *selfishly* in order not to be selected as *RA* and consume resources. This will be done by revealing a fake selection-criteria information. To solve such a problem, incentives must be given to nodes to motivate them to participate and serve as *RA*. The problem that arises here is: How to design the incentives to motivate nodes to participate and reveal truthful information to build a robust DDMZ?

In this paper, we design a unified model that is able to:

- Motivate nodes from non-confident community to serve as *RA* and build a robust DDMZ.
- Prevent nodes from revealing fake information by designing incentives based on Vickrey, Clarke and Groves (VCG) mechanism where truth telling is the dominant strategy among all nodes.
- Increase the *CA* protection through the design of robust DDMZ formation condition that can select *RA* nodes based on their location.

- Increase the clusters' lifetime by selecting the *RA* nodes based on a specific selection-criteria function.
- Increase the number of clusters and reduce the cluster's size. This will help to efficiently serve the nodes of the cluster and effect network stability. Moreover, it increases the probability of detecting the misbehaving nodes.

The rest of the paper is organized as follows. In Section II, we discuss the related work on certification authority in MANET and application of mechanism design to networks. In Section III, we provide the problem statement. In Section IV, MANET clustering and CA selection algorithm is given. The robust *DDMZ* model is given in Section V where the RA election model, selection criteria function, mechanism model and RA election algorithm are illustrated followed by an example. Section VI presents empirical results. Finally, Section VII concludes the paper.

II. RELATED WORK

This section reviews related work on the distribution of the certificate authority in MANET. Moreover, mechanism design and its application to networks is given.

A. Certification Authority in MANET

In [4], the authors proposed a system based on the distribution of the certification authority among specific nodes by using the threshold cryptography scheme [20] with several threshold levels to offer nodes flexibility in selecting an appropriate security level for a given application. With this approach the fault tolerant and hierarchical key management services are ensured. Unfortunately, the approaches based on threshold cryptography have some drawbacks: Firstly, the n nodes must be initialized by a trusted authority which is responsible for introducing the partial secret of *CA* role. On the other hand, an external administration is necessary to configure the system and establish the architecture. Secondly, the number k must be a trade-off between availability and robustness, it must be frequently updated. Thirdly, the system overloads the network since the node must send at least k requests instead of sending only one request to obtain a certificate or revocation (i.e., $k-1$ messages are needed).

A few works tried to introduce the fully *CA* distribution without using the threshold cryptography. We quote the Hubaux et al.'s [5] approach and Satizabal et al.'s [19] system. In these systems, each user is able to generate a certificate for other users. Certificates are stored and distributed by the users themselves. In this system, each user maintains a local certificate repository. When two users want to check the public keys of each other, they merge their local certificate repositories to find appropriate certificate chains. The drawback of this approach is the assumption that trust is transitive and the system becomes more vulnerable to malicious nodes.

Several works introduce the cluster concept for security in MANETs particularly for the CA distribution. Dong et al. [9] and Bechler et al. [3] propose the distribution of the *CA* service by using threshold cryptography and introduce the cluster structure. The cluster concept is adopted to provide

the *CA* service and proactive secret shared update protocol. In Bechler et al.'s [3] approach, the certification of any guest node must possess a certain number (W) of warranty certificates from warrantor nodes. Then, it must request at least (k) certificates from different cluster heads (CHs), whose association gives the network certificate. Unfortunately, this approach is not realistic because the warrantor nodes do not have any information about the new node to be guaranteed. To overcome this problem, the authors of [18] proposed a distributed architecture which divides the network into clusters and distributes the *CA* in each cluster to secure the network. They defined a new trust model and new concept of Dynamic Demilitarized Zone (DDMZ) to secure the *CA* node in each cluster against a single point failure and to monitor the nodes in the cluster.

B. Mechanism Design Application

Mechanism design is a sub-field of microeconomics and game theory [13]. It uses game theory tools to achieve a desired goal. The main difference between game theory and mechanism design is that the former is used to study what could happen when independent players act selfishly, whereas mechanism design allows us to define the game in such a way that the outcome of the game, known as the Social Choice Function (SCF), will be played by independent players according to the rules set by the mechanism designer. Mechanism design has been used in computer science by Nisan and Ronen [16] for solving least cost path and task scheduling problems using algorithmic mechanism design. Distributed mechanism design based on VCG is first introduced in [10] to compute the lowest cost routes for all source-destination pairs and payments for transit nodes on all the routes. It is a direct extension of Border Gateway Protocol (BGP), which causes modest increases in routing table size and convergence time.

Currently in MANET, mechanism design is mainly used for routing purposes. In [1], the authors present a truthful adhoc-VCG mechanism to find the most cost-efficient route in the presence of selfish nodes. In [7], the authors provide an incentive compatible auction scheme to enable packet forwarding service in MANET using VCG. A continuous auction process runs to determine who should obtain how much of the bandwidth and at what price. Incentives are in the form of monetary rewards. On the other hand, mechanism design is recently used for intrusion detection in MANET [17]. The authors propose a distributed election mechanism that selects the most cost efficient node to play the role of leader IDS in a cluster. To motivate nodes to behave normally during the election process, the authors design incentives, based on VCG, in the form of reputation where intrusion detection service is offered to nodes according to their reputation. To catch misbehaving leader after election, a catch and punish model is proposed. As an extension for their work, the authors proposed in [15] a distributed leader-IDS election mechanism that can elect the most cost efficient leaders without running any clustering algorithm.

III. PROBLEM STATEMENT

To protect the *CA* node, a set of trusted ($T_m = 1$) nodes (one-hop) are selected to play the role of *RA* and form the *Dynamic Demilitarized Zone (DDMZ)* [18]. This is done by filtering the traffic of *CA* searching for attacks. Moreover, the role of these nodes is to monitor the behavior of other nodes in the cluster. The problems facing this model are: First, the cluster formation requires at least two trusted nodes which prevents clusters with one trusted node to be created. This will lead nodes to join other clusters which increases the number of nodes in the cluster and negatively affect the cluster's services (i.e., routing, intrusion detection, key distribution and certification). Second, all trusted nodes are required to monitor and play the role of *RA* to ensure security robustness which causes nodes to consume a lot of resources and decrease the cluster's lifetime. Additionally, the more is the *RA*, the more is the probability of channel collision at *CA*. Third, it is not granted that the *CA* coverage area is always monitored by the *RA* nodes. This is because the *DDMZ* formation condition did not consider the *CA* coverage area which can be violated by an attacker.

Solving these problems will start by proposing a solution for cluster formation condition where clusters can be created using one trusted node which is selected as *CA*. This proposition faces the following challenges: First, nodes that will be selected to play the role of *RA*, to form *DDMZ*, are no more belonging to the confident community which can lead nodes to behave *selfishly*. We define *selfish node* as an economically rational node whose objective is to maximize its benefits (payoffs). Second, *RA* selection will be based on specific criteria such as energy level, trust level, mobility and connectivity degree. Some of these information are considered as private where nodes can reveal fake information in order not to be selected and preserve their resources. Incentives must be given in the form of trust in order to motivate nodes to reveal their private information. The question arises here is: How to design the incentive in such a way where truth telling is the dominant strategy for all nodes? Third, to increase the cluster's lifetime and to avoid channel collision, a specific number of nodes must be selected to form the *DDMZ*. Moreover, these nodes should be able to monitor the *CA* coverage area by filtering all the *CA* traffic. The question that we address is: What is the minimum number of *RA* nodes needed to achieve this goal?

Here, we propose a new *DDMZ* formation condition where *RA* nodes will be selected by the *CA* based on their selection-criteria function which is defined in terms of nodes' private information. Here, we assume that the *CA* is equipped with an antenna that can work as directional or omni-directional. *RA* election algorithm is designed where the directional antenna is used to create the *DDMZ* by selecting a set of *RA* nodes that meet the selection criteria. This will increase the robustness of *DDMZ*. On the other hand, omni-directional antenna is used to overhear the *RA* nodes and monitor their behavior. Moreover, we propose a model based on VCG mechanism [12]

to motivate nodes to reveal truthfully their private information. Payments are issued in the form of trust to motivate nodes to say the truth. These propositions will help to increase the cluster's lifetime and reduce channel collision at the *CA*.

IV. MANET CLUSTERING AND CA ELECTION ALGORITHM

In this section, we devise a clustering algorithm that clusters MANET and elects a *CA* in each cluster. To ensure the security, it is assumed that set of the nodes belong to a confident community. For clusters with more than one trusted node, the *CA* is selected among these nodes based on node's stability which increases cluster's lifetime. Furthermore, the clustering algorithm ensures the authentication and integrity of the transited data during the election process.

Each trusted node sends two successive *hello* message in order to calculate the Relative Mobility (*RM*), after that, it announces itself as *CA* with a certain cluster's size (*k*-hop). When a trusted node receives a beacon, from one of its neighbors, it executes clustering algorithm 1 to change its status from cluster-head (*CA*) to cluster-member. The decision to change the status from *CA* to cluster-member depends on two main parameters: Security and stability. A *CA* is considered as more stable than others if it has a low relative mobility. Any trusted node with relative mobility more than a specific threshold is considered as unstable and thus will not be considered during the *CA* selection. The nodes situated between two adjacent clusters can become gateway (*GW*) [18]. The following algorithm is executed by each node that belongs to confident community.

Algorithm 1: Clustering Algorithm (*SDCA_{V2}*)

```

When node j receives an election packet from node i;
begin
  Packet-Authentication-Integrity-checking();
  if (HopCount >= k) then No – Competition;
  Goto(end);
  else if (RMi < RMj) OR ((RMi == RMj) AND
(DNj < DNi)) then
  | Accept node i as CA;
  else if (RMj < RMi) OR (DNj > DNi) then
  | node j remains as CA candidate;
  else if (RMi == RMj) AND (DNj == DNi) then
  | apply Lowest-ID;
end

```

where, *Packet – Authentication – Integrity – checking()* is the function which consists to check the integrity and the authentication of the election packet. *HopCount* indicates the hop number of the election packet. *RM_i* is the relative mobility of node *i* and *DN_i* is the degree of the neighbors nodes of the node *i*.

Once the *CA* node is elected per cluster, it starts to transmit cluster's beacon in order to inform the cluster's member nodes about its availability. The cluster's nodes that are not receiving any beacon from a *CA* for a predefined period of time is considered as unavailable.

V. A ROBUST DDMZ MODEL

In this section, we present our *RA* election mechanism for truthfully electing the *RA* nodes that will serve as *DDMZ* and belong to non-confident community. In Subsection V-A, we describe the *RA* election model followed by the selection criteria function F for electing *RA* nodes is given in Subsection V-B. Subsection V-C formulates our mechanism model using with the payment function followed by an example.

A. RA Election Model

Once the *CA* node of each cluster is selected, it elects a set of *RA* nodes that belongs to non-confident community with a certain trust-level. The *RA* nodes are located at one-hop from the *CA* node. The role of *RA* nodes is to protect *CA* node against attack from unknown nodes such as Denial of Service (DoS). Any packet destined to *CA* node must be analyzed and filtered by *RA* nodes. To achieve this goal, a robust *DDMZ* should be created by selecting the best *RA* nodes based on nodes' selection criteria function and according to nodes location. This will increase the performance of *DDMZ* since the *CA* coverage area is protected by *RA* nodes. Selecting *RA* nodes according to their location requires a secure localization algorithm [6]. To avoid running such algorithm, directional antenna is used by the *CA* where the *CA*'s zone is divided into 6 sectors [11]. The sectors are numbered from 1 to 6 starting with zone 1 heading east as shown in figure 1. Dividing the *CA* zone to 6 sectors with 250 m omni transmission range leads to 450 m of directional transmission range [11]. With such type of antenna, the *CA* node can allocate the location of one-hop nodes. This proposition allows us to prolong cluster's lifetime by electing the minimum number of *RA* nodes that covers the 6 sectors. With 250 m of omni transmission range, each *RA* node can cover its own sector and the left and right sectors. This means that 3 *RA* nodes are required to form a robust *DDMZ* where *RA* nodes are selected from **disjoint sectors**. This means that *RA* nodes cannot be selected from the same sector or from two consecutive sectors. For example, if a *CA* chooses node N_3 then nodes from sectors 1, 2 or 3 cannot be selected. Thus, *DDMZ* can be formulated by selecting nodes from sectors $\{1, 3, 5\}$ or $\{2, 4, 6\}$. The selection between both combination depends on the selection criteria function $F()$ given in subsection V-B. This formation condition will increase the monitoring coverage area for the cluster and thus the *DDMZ* is efficiently able to protect the *CA* node from attacks originated from different directions. The objective of maximizing the selection-criteria function (F) of *DDMZ* can be expressed by the following Social Choice Function (SCF):

$$SCF = S(C) = \max_{i \in N} F_i \quad (1)$$

This means that the summation of F given in Subsection V-B of the selected *RA* nodes has to be maximum overall the set of possible combination. Clearly, to maximize the summation, the nodes need to reveal their truthful function F . In the next subsection, we design a mechanism design based incentive

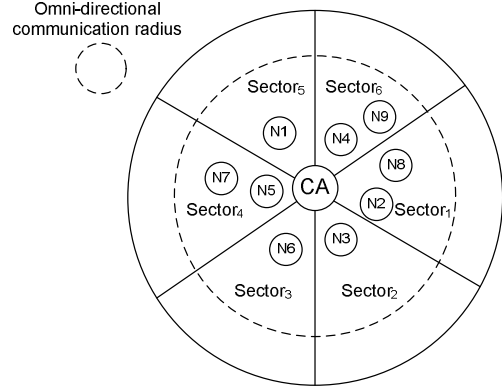


Fig. 1. Cluster of 10 nodes divided into 6 Sectors

model for encouraging each node in revealing its true function value.

B. Selection Criteria Function (F)

The selection criteria function has the following parameters:

Trust Level/Metric (Z_1): This metric determines the confident level of nodes which is evaluated by the monitoring mechanism. Each node has a reputation generated by the monitoring mechanisms according to its contribution in the network like forwarding ratio or others network' services.

Stability Metric (Z_2): *RA* node's stability is based on the relative mobility according to the *CA* node (it is the private information of a node). The mobility metric is based on the power level (received signal strength) detected at receiving node $RxPr$, it is indicative of the distance between the transmitting and receiving node pairs. The ratio of $RxPr$ between two successive packets transmissions gives a good knowledge about the relative mobility between two neighboring nodes. The relative mobility metric at node Y with respect to X is defined by $RM_y^{rel}(x)$ [2].

$$RM_Y^{rel}(X) = 10 \log_{10} \frac{RxPr_{X \rightarrow Y}^{new}}{RxPr_{X \rightarrow Y}^{old}} \quad (2)$$

Residual Energy Metric (Z_3): This metric determines the residual energy level of the nodes. This is also a private information of a node.

Connectivity Degree (Z_4): It is the number of links a node is connected with. In other word, connectivity degree is the number of one hop neighbors of a node. A node having greater connect degree means that it can cover more nodes for monitoring in the cluster.

Based on the above four parameters, our selection criteria function F is defined as follows:

$$F = \sum_{i=1}^4 W_i Z_i \quad (3)$$

where W_i is the weight of each parameter i . According to the security context, the weight of the trust metric (W_1) must be greater than others metrics. However, the stability (W_2) and the residual energy (W_3) have the same weight, because

both metrics have the same importance in the model. When the stability metric is low, the *RA* node cannot be insured for its role for long time. On the other hand, when the residual energy metric is low, the *RA* will not be able to do its task for long time. Finally, the connectivity degree metric (W_4) has the lowest weight since it does not impact the security of the cluster. If the connectivity degree is low, then more *RA* nodes are needed for covering the whole cluster. Therefore, we can establish the relation between metrics' weight as follows: $W_1 > W_2 = W_3 > W_4$ and $\sum_{i=1}^4 W_i = 1$.

The stability and residual energy are the private information, which needs to be truthful in order to have a truthful calculated function F . We give incentive in terms of reputation so that nodes are motivated to participate and reveal their truthful function $F()$. To achieve this goal, the payment should be designed in such a way truth-telling is the dominant strategy for each node.

C. Mechanism Model

We treat the *RA* election as a game where the N mobile nodes are the agents/players. Each node plays by revealing its own private information (selection criteria function (F)) which is based on the node's type θ_i . The type θ_i is drawn from each player's available type set $\Theta_i = \{Normal, Selfish\}$. Each player selects his own strategy/type according to how much the node values the outcome (i.e., The amount of reputation granted). If the player's strategy is normal then the node reveals the true selection criteria function F . We assume that each player i has a utility function [13]:

$$u_i(\theta_i) = p_i - v_i(\theta_i, \mathbf{o}(\theta_i, \theta_{-i})) \quad (4)$$

where,

- θ_{-i} is the type of all the other nodes except i .
- v_i is the valuation of player i of the output $\mathbf{o} \in O$, knowing that O is the set of possible outcomes. In our case, if the node is elected then v_i is the value of the selection criteria function F_i .
- $p_i \in \mathfrak{R}$ is the payment given by the mechanism to the elected node. Payment is given in the form of reputation. Nodes that are not elected receive no payment.

Note that, $u_i(\theta_i)$ is what the player usually seeks to maximize. It reflects the amount of benefits gained by player i if he follows a specific type/strategy θ_i . Players might deviate from revealing the truthful value of the function F if that could lead to a better payoff. Therefore, our mechanism must be strategy-proof where truth-telling is the dominant strategy. To play the game, every node declares its corresponding function F , where each node's reported function value is the input for our mechanism (i.e., input vector). For each input vector, the mechanism calculates its corresponding output $\mathbf{o} = o(\theta_1, \dots, \theta_n)$ and a payment vector $\mathbf{p} = (p_1, \dots, p_n)$. Payments are used to motivate players to behave in accordance with the mechanism goals. The goal of our mechanism is to motivate nodes to say the truth and compute the output \mathbf{o} that is equal to the SCF defined in Equation 1.

Payment Design: Based on the selection criteria function revealed by all the nodes to the mechanism, *CA* elects a set of nodes according to the requirement to play the role of *RA* that forms the *DDMZ*. Our mechanism provides payments to the elected *RAs* for running their monitor and forming a *DDMZ*. The nodes that are not elected will not receive any payment. The payment is in the form of reputations, which are then used to increase the trust level and allocate the cluster's services. Hence, any node will strive to increase its reputation in order to increase the trust level.

According to VCG [1], the following design of payment is strategy proof where truth-telling is the dominant strategy:

$$p_i = F_i + \sum_{i \in N} v_i(o^*) - \sum_{j \in N} v_j(o^*) \quad (5)$$

where o^* is the optimal selection of nodes that maximizes the sum of all the agent's declared function value. Here, $\sum_{j \in N} v_j(o^*)$ denotes the second maximum summation assuming without node i .

D. RA Election Algorithm

Once the *CA* node is determined by Algorithm 1, it elects the *RA* nodes for the cluster. Initially, the *CA* sends *Start – Election* message to each sector according to Algorithm 2 using the directional antenna. Then, the *CA* waits for the reply from the member nodes for a fixed interval of time, T_1 . On expiration of T_1 , it sends the *Start – Election* to the next sector. Thus, steps 2 and 3 are repeated for all the 6 sectors. At the end of T_6 , the *CA* accumulates all the values of function F from the member nodes. Then, it determines the *RAs* according to the equation 1 and calculates the payment according to equation 5. Finally, *CA* sends a *Payment – confirmation* message to the elected *RAs*.

Algorithm 2: Executed by *CA* node

1. **For** Sector 1 to 6:
 2. Sends *Start – Election* message to its neighbors;
 3. Wait for the reply from the member nodes;
 4. **End For**
 5. Determine the *RA* nodes for *DDMZ*;
 6. Send *Payment – confirmation* to the *RAs*;
-

On the other hand, member nodes wait for the *Start – Election* message from *CA*. Once received, it calculates the function value, F and sends it to *CA* for optimal *RA* determination. The member nodes then wait for the election results from the *CA*. Elected *RA* nodes receive a *Payment – confirmation* message from the *CA* and it launches its monitor to perform the role of *RA*.

Algorithm 3: Executed by Member nodes

1. Receive *Start – Election* message from *CA*;
 2. Calculate and Send the Function value F to *CA* node;
 3. **If** node receive *Payment – confirmation* from *CA*;
 4. Play the role of *RA*;
 5. **end If**;
-

E. Example

To illustrate the *RA* election scheme, we consider the cluster of Figure 1. Since our model is repeatable, we present the election process at the 10th round. The reputation at the 9th round is given in the first row of Table I.

TABLE I
DDMZ FORMATION EXAMPLE

Nodes	N_1	N_2	N_3	N_4	N_5	N_6	N_7	N_8	N_9
Reputation 9 th	100	80	75	60	50	65	110	120	60
Function Value	3	5	9	8	7	6	6	5	3
Reputation 10 th	100	80	84	72	58	65	110	120	60

To elect the *RA* nodes in the 10th round, the *CA* node sends *Start – Election* message to all the sectors one after another. Upon receiving the *Start – Election* message, the member nodes send their function value, F to the *CA* node according to Algorithm 2 and 3. The corresponding function values are given in the second row of Table I. Then, the *CA* node elects the *RA* nodes based on *RA* selection model (Section V-A). Here, the winners (or elected *RAs*) are nodes N_3 , N_4 and N_5 since the summation of their function value is maximum, which is 20. Moreover, the *CA* calculates the payments of the elected *RAs* according to equation 5. For example, the payment for the node N_3 is $P_3 = 5 + (20 - 16) = 9$. This is because if node N_3 did not participate then the winners would have been nodes N_1 , N_2 and N_6 and thus the maximum summation would have been 16. Similarly, the payments for the node N_4 is $P_4 = 8 + (20 - 16) = 12$ and N_5 is $P_5 = 7 + (20 - 19) = 8$. Finally, the *CA* sends a *Payment – confirmation* message to the elected *RA* nodes and increases the reputation of the nodes which is shown in the third row of Table I. On receiving the confirmation, the elected nodes launches the monitors to play to role of *RA*.

VI. SIMULATION RESULTS

In this section, we evaluate and compare the performance of the new proposed secure clustering algorithm ($SDCA_{V2}$) with the previous model $SDCA_{V1}$ [18]. We have implemented our clustering algorithm as described previously. We use the Network Simulator (NS-2) [14] with CMU wireless extensions to simulate our algorithm. Simulation scenarios were generated with parameters listed in table II.

At first, we motivate our work showing the impact of selfish nodes on the network. As mentioned before, nodes can behave selfishly before the election. A node shows selfishness before election by refusing to serve as *RA*. This selfishness has a serious impact on resource consumption of the normal nodes. Figure 2 depicts the impact of selfish nodes on the life of normal nodes. The result indicates that normal nodes will carry

TABLE II
SIMULATION PARAMETERS

Parameter	Value in our simulation
Number of nodes (N)	50
Network size (mxn)	670x670m2
Mobility	[0-20 m/sec]
Transmission Range	50 m - 250 m
Pause time	3.0 s
Simulation time	200 s

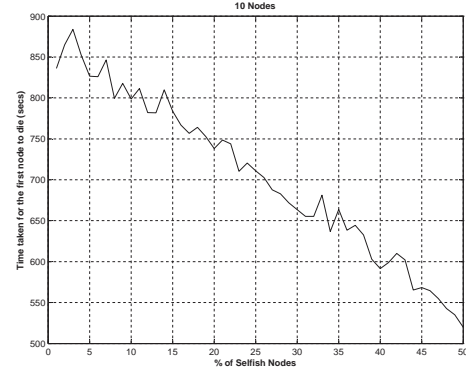


Fig. 2. Impact of selfish node on the lifetime of Network

out more the duty of *RA* and die faster whenever the number of selfish nodes increase. Thus, the presence of selfish node effect the lifetime of the entire network.

After we illustrated the impact of selfishness on the lifetime of normal nodes, we need to show the performance of our model on both: number of clusters and DDMZ formation. In Figure 3.(a), we show the average number of *CA* nodes that can create clusters. The figure shows that as the transmission range increases the number of clusters decreases for both models. Due to the new cluster formation conditions, the number of *CA* nodes of our model $SDCA_{V2}$ is greater than the previous one $SDCA_{V1}$. In $SDCA_{V1}$, clusters are formulated by at least two trusted nodes, where as in $SDCA_{V2}$, cluster formation needs one trusted node. Hence, we can conclude that the new model ($SDCA_{V2}$) is more flexible than the previous one with respect to cluster's formation. Thus, nodes' *CA* service will be enhanced and probability of detecting the misbehaving nodes can be increased since nodes will be distributed over more number of *CAs*.

Now, we need to show that the selection criteria function F and the directional antenna selection are needed to form a robust DDMZ. First, we analyze the distribution of the *RAs* in each cluster according to our proposed directional antenna selection model. Our clustering algorithm divides 50 nodes over 5 clusters when the transmission range is 250m. Figure 3.(b) illustrates the number of potential *RA* nodes in each cluster's sector. We notice that cluster 5 does not have enough *RAs* to form a robust DDMZ. Selecting the nodes based on the selection criteria can still be valid and nodes will be motivated to reveal their function F but selected *RA* nodes cannot cover the *CA* coverage area. On the other hand, the other clusters

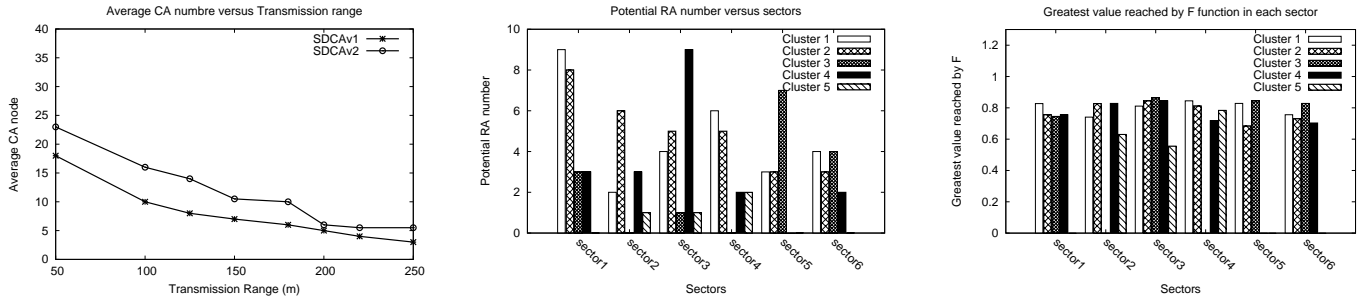


Fig. 3. (a) The average CA node versus transmission range (b) The potential RA node number/sector (transmission range=250m) (c) The maximum value reached by $F()$ /sector with transmission range=250m and $w_1 = 0.5$, $w_2 = w_3 = 0.2$ and $w_4 = 0.1$

have sufficient RAs to form a robust DDMZ. As an example, cluster 1 has RAs in all sectors. Thus, it can form a robust DDMZ by selecting RAs from sectors 1, 3, 5.

Finally, we show how the value of function $F()$ is used to select RAs . Figure 3.(c) shows the maximum value reached by the function $F()$ in each clusters' sector. This information is useful for the CA in order to select the RA nodes since the function $F()$ determines the ability of the RA nodes to form a robust DDMZ. We notice that in cluster 3, sector 3 has the maximum value of $F()$ among all the sectors. However, $F()$ value is null in sectors 2 and 4. Hence, the CA will choose RA from sector 1, 3, 5. Thus, the CA nodes select the RAs not only based on the function $F()$, but also based on the location (the sectors in which it belongs to) of the RA nodes in order to form a robust DDMZ.

VII. CONCLUSION

The Dynamic Demilitarized Zone (DDMZ) is previously proposed as a solution for protecting the CA node against potential attacks. It is formed from one or more RA nodes where the CA and RA nodes belong to the confident community. Clusters with one confident node, CA , cannot be created and thus clusters sizes are increased which negatively affect clusters services and stability. Moreover, clusters with high density of RA can cause channel collision at the CA . Additionally, clusters lifetime are reduced since RA monitors are always launched and thus more resources are consumed. Thus, we proposed a model based on mechanism design that allow clusters with single trusted node (CA) to be created. The mechanism is able to motivate nodes that does not belong to the confident community to participate by giving them incentives in the form of trust, which can be used for clusters services. Moreover, a RA selection algorithm is proposed that selects nodes based on a predefined selection criteria function (F) and nodes location. This will lead to a robust DDMZ that is able to preserve the security of CA and prolong the lifetime of clusters. Simulation results indicate that our model lead to more number of clusters and robust DDMZ can be created based on both: selection criteria function F and directional antenna selection model.

REFERENCES

- [1] L. Anderegg and S. Eidenbenz. Ad hoc-VCG: A truthful and cost-efficient routing protocol for mobile ad hoc networks with selfish agents. *Proceedings of the ACM MobiCom'03, San Diego, California, 2003*.
- [2] P. Basu, N. Khan, and T. Little. A mobility based metric for clustering in mobile ad hoc networks. In *Proceedings of Distributed Computing Systems Workshop*, pages 43–51, 2001.
- [3] M. Bechler, H.-J. Hof, D. Kraft, F. Pahlke, and L. Wolf. A cluster-based security architecture for ad hoc networks. In *Proceeding of IEEE INFOCOM'2004*, pages 2393–2403.
- [4] C. Budakoglu and T. A. Gulliver. Hierarchical key management for mobile ad-hoc networks. In *IEEE Vehicular Technology Conference (VTC'2004)*, volume 4, pages 2735–2738.
- [5] S. Capkun, L. Buttyan, and J. Hubaux. Self-organized public-key management for mobile ad hoc networks. In *ACM International Workshop on Wireless Security, WiSe*, pages 52–64.
- [6] S. Capkun and J. Hubaux. Secure positioning in wireless networks. *Proceedings of IEEE JSAC, special issue on security in ad-hoc networks, 24(2)*, pp. 221–232, 2006.
- [7] K. Chen and K. Nahrstedt. iPass: an incentive compatible auction scheme to enable packet forwarding service in MANET. *Proceedings of the IEEE ICDCS'04, 2004*.
- [8] S. Chokhani, W. Ford, R. Sabett, and C. Merill. Internet x.509 public key infrastructure certificate policy and certification practices framework. In *Internet Request for Comments (RFC3647)*, 2003.
- [9] Y. Dong, H. Go, A. Sui, V. Li, L. Hui, and S. Yiu. Providing distributed certificate authority service in mobile ad hoc networks. In *Computer Communication*, 30:2442–2452, 2007.
- [10] J. Feigenbaum, C. Papadimitriou, R. Sami, and S. Shenker. A BGP based mechanism for lowest-cost routing. *Proceedings of the ACM annual symposium on Principles of distributed computing, 2002*.
- [11] L. Hu and D. Evans. Using directional antennas to prevent wormhole attacks. In *Network and Distributed System Security Symposium, 2004*.
- [12] L. Hurwicz and S. Reiter. *Designing Economic Mechanisms*. Cambridge University Press, 1st edition, 2008.
- [13] A. Mas-Colell, M. Whinston, and J. Green. *Microeconomic Theory*. Oxford University Press, New York, 1995.
- [14] T. VINT project. The network simulator ns-2. <http://www.isi.edu/nsnam/ns>.
- [15] N. Mohammed, H. Otrok, L. Wang, M. Debbabi, and P. Bhattacharya. A mechanism design-based multi-leader election scheme for intrusion detection in manet. In *the proceedings of IEEE WCNC 2008*.
- [16] N. Nisan and A. Ronen. Algorithmic mechanism design. *Proceedings of STOC, 1999*.
- [17] H. Otrok, N. Mohammed, L. Wang, M. Debbabi, and P. Bhattacharya. A game-theoretic intrusion detection model for mobile ad-hoc networks. *Journal of Computer Communications*, 31(4):708 – 721, 2008.
- [18] A. Rachedi and A. Benslimane. A secure architecture for mobile ad hoc networks. In *proceedings of International Conference MSN'06, LNCS*, volume 4325, pages 424–435, China, 2006.
- [19] C. Satizabal, J. Hernandez-Serrano, J. Forné, and J. Pegueroles. Building a virtual hierarchy to simplify certification path discovery in mobile ad-hoc networks. *Computer Communication*, 30:1498–1512, 2007.
- [20] A. Shamir. How to share a secret. In *Communications of the ACM*, volume 22, pages 612–613, 1995.