


10  
29A

1038 . ENGINEERING STUDIES

STRUCTURAL RESEARCH SERIES NO. 38

Copy 1



# A METHOD FOR CALCULATING THE NATURAL FREQUENCIES OF CONTINUOUS BEAMS

Metz Reference Room  
Civil Engineering Department  
B106 S. E. Building  
University of Illinois  
Urbana, Illinois 61801

By

A. S. VELETSOS and N. M. NEWMARK

Technical Report  
to  
OFFICE OF NAVAL RESEARCH  
Contract N6ori-71, Task Order VI  
Project NR-064-183

UNIVERSITY OF ILLINOIS  
URBANA, ILLINOIS

A METHOD FOR CALCULATING THE NATURAL FREQUENCIES  
OF CONTINUOUS BEAMS

by

A. S. Veletsos and N. M. Newmark

A Technical Report of a Research Project

Sponsored by

THE OFFICE OF NAVAL RESEARCH  
DEPARTMENT OF THE NAVY

In Cooperation With

THE DEPARTMENT OF CIVIL ENGINEERING  
UNIVERSITY OF ILLINOIS

Contract N6ori-71, Task Order VI  
Project Designation No. NR-064-183

Urbana, Illinois  
January 1953

ABSTRACT

This report describes a method for calculating the undamped natural frequencies of flexural vibration of elastic beams which are continuous over non-deflecting supports. Numerical values of the quantities of "dynamic flexural stiffness" and of "the product of dynamic flexural stiffness and dynamic flexural carry-over factor" which are necessary in the analysis by this method are tabulated in the Appendix. The method is illustrated by a numerical example.

A METHOD FOR CALCULATING THE NATURAL FREQUENCIES  
OF CONTINUOUS BEAMS

INTRODUCTION

This report describes a method for calculating the undamped natural frequencies of flexural vibration of elastic beams which are continuous over non-deflecting supports. The method is strictly analogous to Holzer's method<sup>1</sup> of determining the natural frequencies of torsional vibration of shafts, and like Holzer's method it is reduced to a routine tabular scheme of computation which when repeated a sufficient number of times will give the natural frequencies of the system to any desired degree of accuracy. In the available methods of Myklestad<sup>2</sup>, Prohl<sup>3</sup>, Rankin<sup>4</sup>, and Bellin<sup>5</sup>, which are likewise similar to the basic Holzer method, the mass is assumed to be lumped at a number of discrete stations along the length of the beam and the portion of the beam between these stations is assumed to be massless. In the method presented herein, the mass is considered to be uniformly distributed between consecutive supports of the beam.

- 
1. "Die Berechnung der Drehschwingungen," by H. Holzer, J. Springer, Berlin, 1921.
  2. "A New Method of Calculating Natural Modes of Uncoupled Bending Vibration of Airplane Wings and Other Types of Beams," by N.O. Myklestad, Journal of the Aeronautical Sciences, Vol. 11, April, 1944, pp. 153-162.
  3. "A General Method for Calculating Critical Speeds of Flexible Rotors," by M.A. Prohl, Journal of Applied Mechanics, Trans. ASME, Vol. 67, 1945, pp. 142-148.
  4. "Calculation of the Multiple-Span Critical Speeds of Flexible Shafts by Means of Punched-Card Machines," by A.W. Rankin, Journal of Applied Mechanics, Vol. 13, 1946, pp. 117-126.
  5. "Determination of the Natural Frequencies of the Bending Vibrations of Beams," by A.I. Bellin, Journal of Applied Mechanics, Vol. 14, 1947, pp. 1-6.

## CHARACTERISTICS OF THE BEAMS CONSIDERED

The beams are assumed to be straight but may have any number of spans of arbitrary length. At their extreme ends they may be hinged, fixed, or only partially fixed by means of rotational restraints which are assumed to be proportional to the end rotations. The cross section and the mass per unit of length of the beam may vary from one span to the other, but in any one span these quantities are assumed to remain constant. It is further considered that vibration is restricted to one of the principal planes of flexure of the beam, and that the cross sectional dimensions of each span are small in comparison to its length so that the effects of shearing deformation and rotatory inertia can be disregarded.

## OUTLINE OF THE METHOD

An undamped continuous beam vibrating at a natural frequency should satisfy the following conditions: the beam should execute harmonic oscillations of constant amplitude without any exciting force or exciting couple acting anywhere along its length; the deflection configuration of the beam should be a continuous smooth curve; and the imposed conditions of restraint at the two boundaries should be satisfied identically.

As formulated above, the condition regarding the external excitation is more restrictive than is actually necessary. In reality, the beam may be acted upon by an exciting force applied at a point which does not deflect during vibration, or it may be subjected to an exciting couple applied at a section which does not rotate during vibration. Since in either case the generalized force acts through zero generalized displacement, no energy is imparted to the beam and consequently the natural frequencies of the beam and its modes of vibration remain unaffected.

For any arbitrarily chosen frequency it is, in general, possible to determine a mode of vibration which satisfies all but one of the conditions referred to previously. The assumed frequency will represent a natural frequency of the system investigated only if the remaining condition is also satisfied. As presented in this report the method consists of (a) assuming a frequency of vibration (b) determining a configuration which satisfies all of the aforementioned conditions with the possible exception of the condition of restraint at (for example) the right hand boundary of the beam, and (c) determining the magnitude of the discrepancy between the actual condition of restraint at the right end and the condition corresponding to the computed configuration. These steps are carried out for a number of assumed frequencies and the magnitude of the discrepancy is plotted against the frequency of vibration. The points at which the resulting curve crosses the line of zero discrepancy represent the natural frequencies of the system.

#### DEFINITION OF TERMS

The following terms refer to a beam which is simply supported at one end and clamped at the other and which is undergoing steady-state oscillations under the action of a harmonically varying bending moment applied at the simply supported end. The frequency of the oscillations is the same as the frequency of the exciting moment. The rotation at the end is either in phase or 180 degrees out of phase with the exciting moment.

The moment necessary to produce a steady-state forced rotation of unit amplitude at the end of the beam at which the moment is applied is defined as the "dynamic flexural stiffness".

The ratio of the periodic moment at the fixed end of the beam to

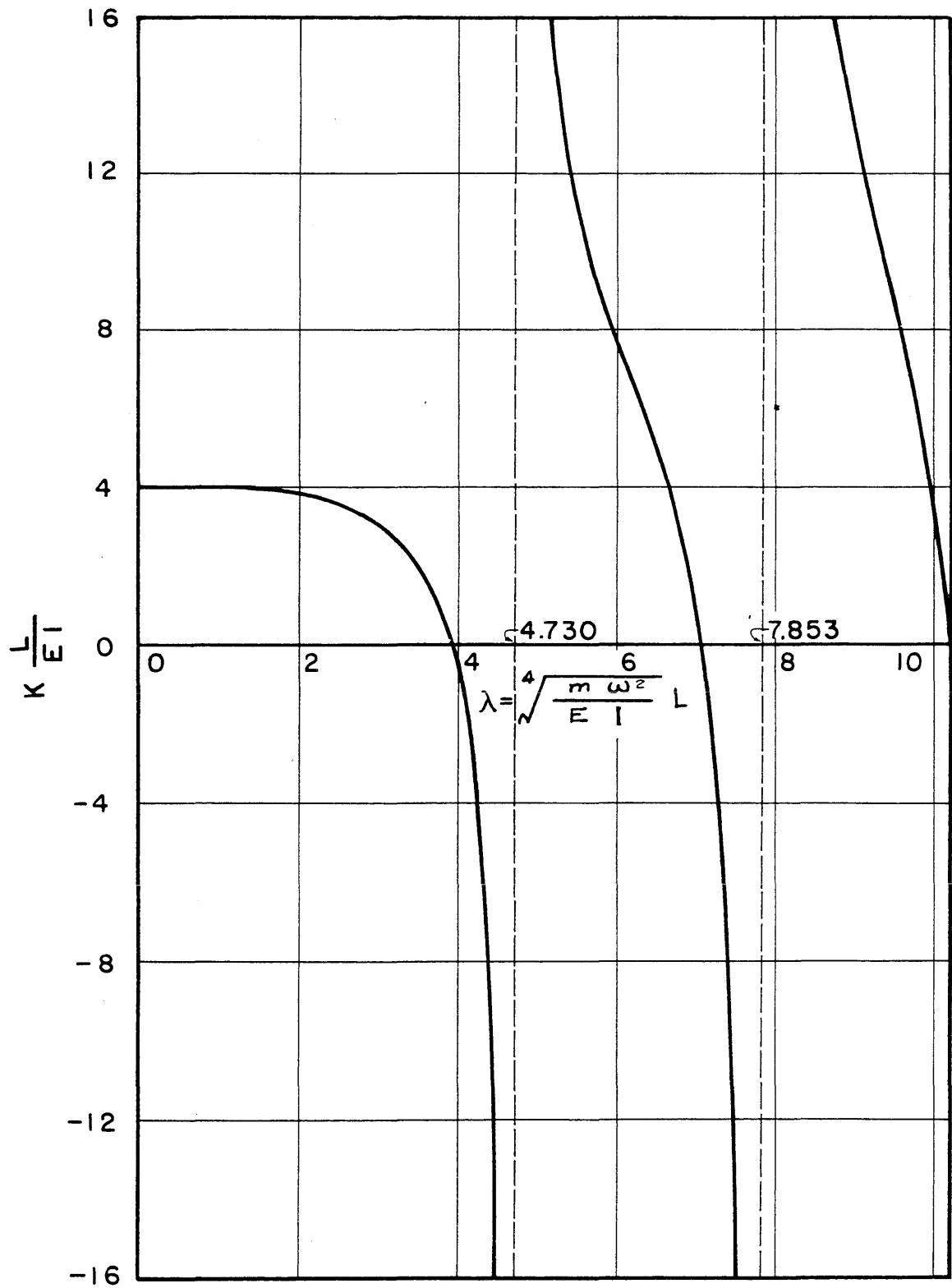


FIG. 1 COEFFICIENTS OF DYNAMIC FLEXURAL STIFFNESS FOR A BAR CLAMPED AT THE FAR END

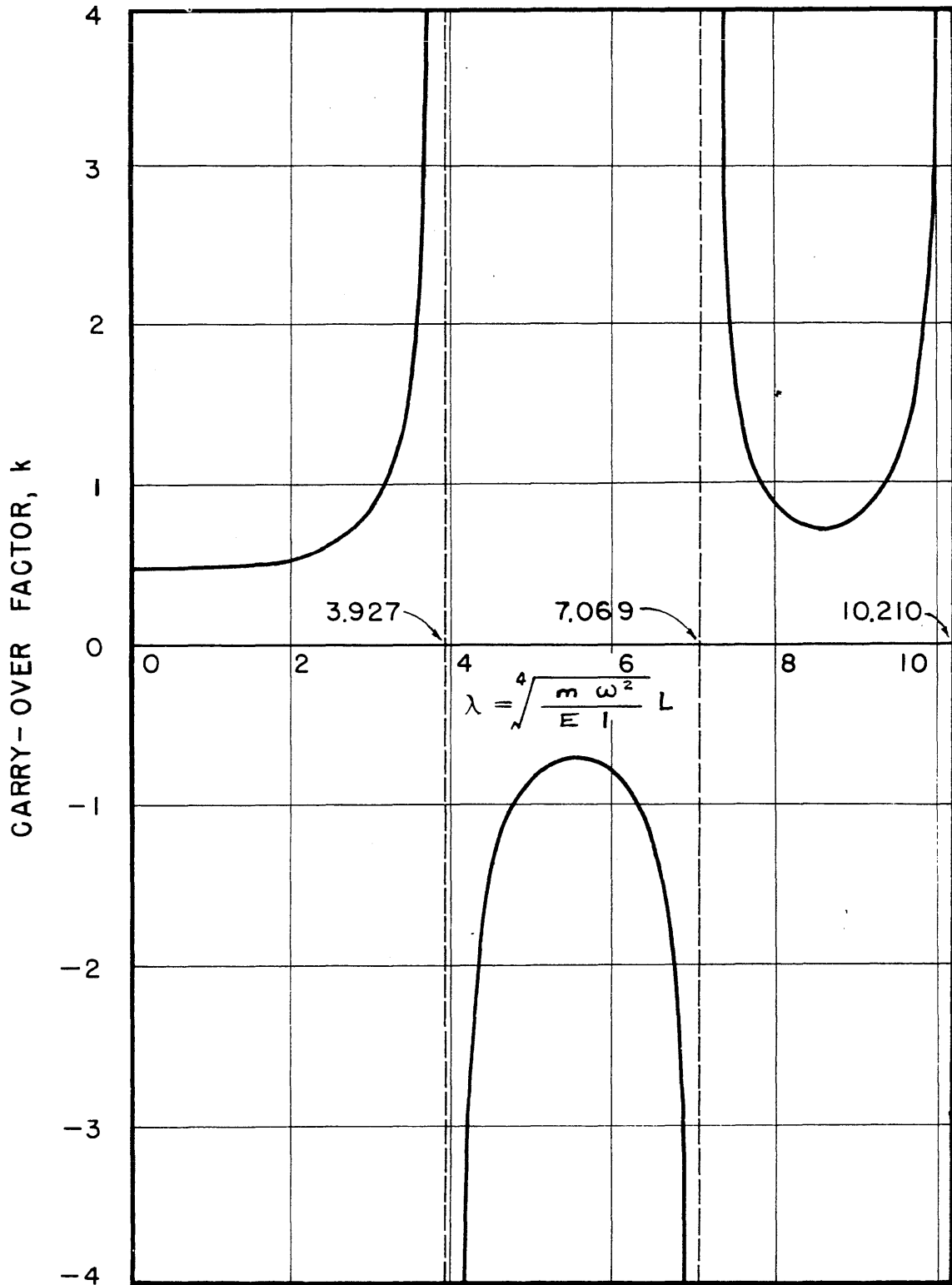


FIG. 2 DYNAMIC FLEXURAL CARRY-OVER FACTOR,  $k$ ,  
FOR A BAR CLAMPED AT THE FAR END



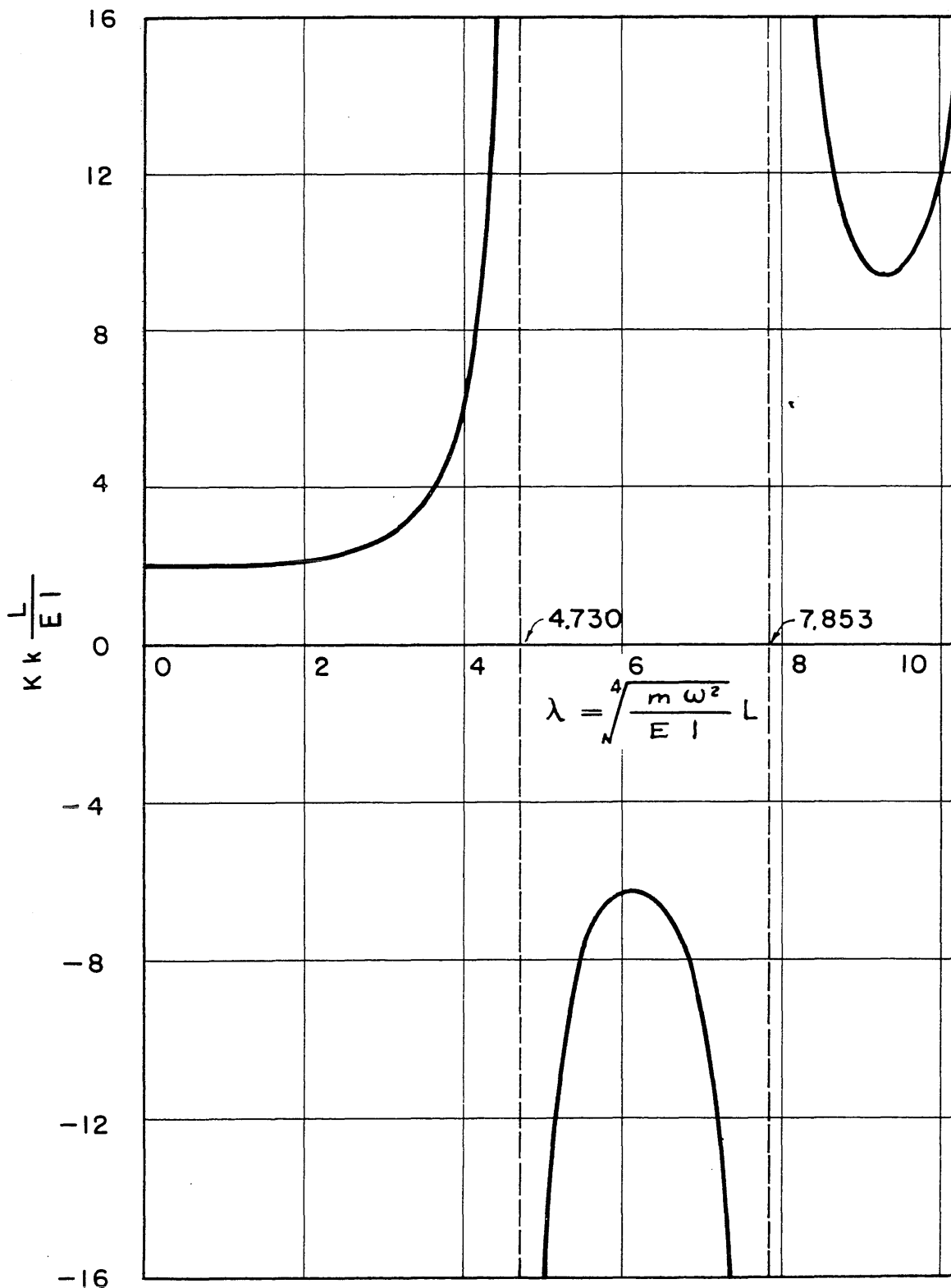


FIG. 3 COEFFICIENTS OF THE PRODUCT OF DYNAMIC FLEXURAL STIFFNESS AND DYNAMIC FLEXURAL CARRY-OVER FACTOR FOR A BAR CLAMPED AT THE FAR END

## SIGN CONVENTION AND NOTATION

A clockwise rotation is taken as positive. A moment at the end of a member is taken as positive when it tends to rotate the member (not the joint) on which it acts in a clockwise direction.

The supports of the continuous beam are numbered successively from left to right starting with 1 at the extreme left hand end and terminating with  $\underline{n}$  at the extreme right hand end.

The portion of the beam between the two consecutive supports  $j$  and  $j+1$  is referred to as the  $j$ -th span. The quantities  $L_j$ ,  $E_j$ ,  $I_j$ ,  $\lambda_j$ ,  $K_j$ , and  $k_j$  refer to the  $j$ -th span.

$\theta_j$  denotes the amplitude of rotation of the deflected beam over the  $j$ -th support and  $M_j$  denotes the amplitude of bending moment across a section at the same support. The subscripts L and R designate respectively sections just to the left and just to the right of a support.

## DEVELOPMENT OF THE BASIC EQUATIONS OF THE METHOD

Figure 4 shows spans  $j-1$  and  $j$  of a continuous beam undergoing undamped harmonic oscillations. It is assumed that there is no exciting force or exciting couple acting on the beam.

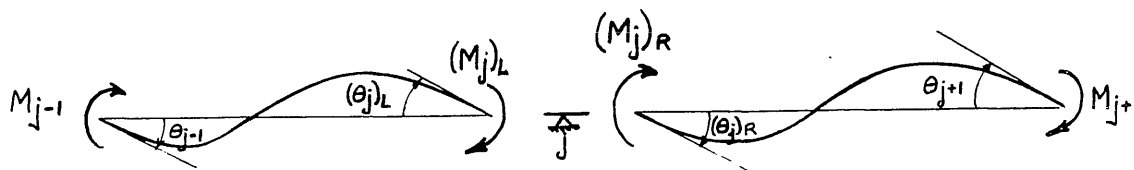


Fig. 4

In the figure, the rotations and bending moments at the ends of each span are indicated in their positive directions. The slope and the

bending moment at a time  $t$  for support  $j$  are

$$\theta_j(t) = \theta_j \cos \omega t \qquad M_j(t) = M_j \cos \omega t \qquad [2]$$

In the equations to be used the  $\cos \omega t$  appears as a common factor; for convenience this will be omitted, and in the remainder of this discussion the terms "amplitude of slope" and "slope" and the terms "amplitude of moment" and "moment" will be used interchangeably.

To insure continuity and equilibrium of the beam over the interior support  $j$  it is required that

$$(\theta_j)_L = (\theta_j)_R = \theta_j \qquad [3]$$

and 
$$(M_j)_L + (M_j)_R = 0 \qquad [4]$$

The moments  $(M_j)_L$  and  $(M_j)_R$  can now be expressed as functions of the rotations at the ends of the two spans as follows. We start by considering the  $j$ -th span. First, assume that the right end of the span is kept fixed while the left end is rotated through an angle  $\theta_j$ ; the moment at the end being rotated necessary to produce the rotation is equal to the product of the rotation  $\theta_j$  and the stiffness of the member  $K_j$ . Next, imagine that the left end of the span is kept fixed while the right end is rotated through  $\theta_{j+1}$ ; the moment induced at the fixed left end is equal to the product of the rotation  $\theta_{j+1}$  and the product of the stiffness and the carry-over factor of the member,  $K_j k_j$ . Because the principle of superposition holds true, the moment  $(M_j)_R$  corresponding to the rotations  $\theta_j$  and  $\theta_{j+1}$  is the sum of the partial moments determined above.

$$(M_j)_R = K_j \theta_j + K_j k_j \theta_{j+1} \qquad [5a]$$

Considering span  $j-1$ , we obtain in a similar manner:

$$(M_j)_L = K_{j-1} \theta_j + K_{j-1} k_{j-1} \theta_{j-1} \qquad [5b]$$

Substituting Equations [5a] and [5b] in Equation [4] and solving for  $\theta_{j+1}$  we obtain the following equation relating the slopes over three consecutive supports of a continuous beam:

$$\theta_{j+1} = - \frac{(K_{j-1} + K_j) \theta_j + K_{j-1} k_{j-1} \theta_{j-1}}{K_j k_j} \quad [6a]$$

Equation [6a] is applicable only to interior supports; for the end supports the appropriate relations are given below.

It is assumed that the extreme ends of the beam are elastically restrained against rotation. The relationships between the moments and the rotations at these ends are

$$M_1 = -K_L \theta_1 \quad [7]$$

$$M_n = -K_R \theta_n \quad [8]$$

where,  $K_L$  and  $K_R$  are the known stiffnesses of the restraints at the left and the right ends, respectively. For a hinged end  $K = 0$  and for a clamped end  $K = \text{infinity}$ . The negative signs in these expressions follow from the sign convention used and indicate that for a positive restraint, the moment exerted on the beam by the restraint acts in a direction opposite to the direction of rotation of the beam.

The moments  $M_1$  and  $M_n$  can also be expressed by the following equations obtained respectively from Equations [5a] and [5b].

$$M_1 = K_1 \theta_1 + K_1 k_1 \theta_2 \quad [5a']$$

$$M_n = K_{n-1} \theta_n + K_{n-1} k_{n-1} \theta_{n-1} \quad [5b']$$

Eliminating  $M_1$  between [5a'] and [7] and  $M_n$  between [5b'] and [8], we obtain

$$(K_L + K_1) \theta_1 + K_1 k_1 \theta_2 = 0 \quad [9a]$$

$$(K_R + K_{n-1}) \theta_n + K_{n-1} k_{n-1} \theta_{n-1} = 0 \quad [10a]$$

At a natural frequency both of these equations should be satisfied identically.

Equations [9a] and [10a] apply only to hinged and to partially fixed ends. For the special case of clamped ends, the relations to be used are

$$M_1 = K_1 k_1 \theta_2 \quad [9b]$$

$$\theta_n = 0 \quad [10b]$$

#### DETAILS OF THE PROCEDURE

The procedure for arriving at the natural frequencies of a continuous beam may be outlined now as follows.

1. A fixed value is assigned to the amplitude of slope or bending moment at the first support of the beam. Since the natural frequencies of a system depend only on the relative values of the deflection, any arbitrary amplitude consistent with the actual boundary conditions may be chosen. For a hinged or for a partially fixed end,  $\theta_1$  is taken, for convenience, equal to unity; for a clamped end,  $\theta_1$  being zero,  $M_1$  is taken equal to unity instead.
2. A trial frequency of vibration,  $\omega$ , is chosen and the values for each span are evaluated. These calculations are carried out conveniently in a tabular form as illustrated in the next section.
3. With the  $\lambda$  values available, the stiffness and the product of the stiffness and the carry-over factor for each span of the beam are found from Table 1 in the Appendix.
4. The rotation of the beam over the second support is determined from Equation [9a] or [9b].
5. By successive applications of Equation [6] the rotations  $\theta_3$  to  $\theta_n$  are evaluated. A convenient tabular

scheme for arranging the computations is described in the next section.

6. If support  $n$  is clamped, the determination of the rotation  $\theta_n$  completes one cycle of the procedure (see Equation [10b]). However, if the support is hinged or is only partially fixed, it is necessary to carry out the additional step of evaluating the left hand side of Equation [10a].
7. Steps 1 through 6 are repeated for different assumed frequencies, and the calculated values for the left hand side of Equations [10b] or [10a] are plotted as a function of the assumed frequencies, or what is usually more convenient, as a function of the corresponding  $\lambda$  value for some one span. The zero intercepts of the resulting curve, the general shape of which resembles that shown in Figure 6, correspond to the natural frequencies of the system.

Since for each trial frequency, the rotations of the deflected beam over the supports are evaluated in this procedure, the deflection configuration of the beam for any desired frequency can ordinarily be sketched. If it is desired to evaluate the modes of vibration more precisely, it will be necessary to use appropriate influence coefficients relating the deflection of each span to the rotations at the ends of the span. Such coefficients are now being evaluated and it is expected that they will be made available in the near future.

## ILLUSTRATIVE EXAMPLE

The details of the procedure and a convenient tabular scheme for arranging the computations are illustrated by considering the problem of determining the first five natural frequencies of a four-span continuous beam which is elastically restrained against rotation at one end and simply supported at the other, as shown in Figure 5. The stiffness of the end restraint and the characteristics of the various spans are shown on the figure.

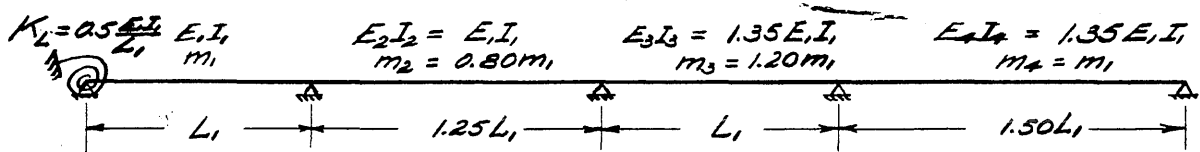


Fig. 5 Characteristics of the Beam

For convenience in carrying out the calculations the natural frequencies of the system are expressed in terms of the pertinent properties of some one span, say span  $g$ . In this particular example we take  $g = 1$ . In terms of the  $\lambda$  value of the  $g$ -th span, the  $\lambda$  value for any span  $j$  is

$$\lambda_j = \sqrt[4]{\frac{m_j}{m_g} \times \frac{E_g I_g}{E_j I_j} \times \frac{L_j}{L_g}} \times \lambda_g \quad [11]$$

In terms of the  $EI/L$  of the  $g$ -th span, the stiffness and the product of the stiffness and of the carry-over factor for any span  $j$  are equal to the values obtained from Table I multiplied by the dimensionless factor

$$c_j = \frac{E_j I_j}{E_g I_g} \times \frac{L_g}{L_j} \quad [12]$$

Equations [11] and [12] can be verified readily.

The quantities  $\lambda_j/\lambda_g$  and  $c_j$  are evaluated in Table A. It should be noted that the calculations in this table are independent of the frequency of vibration.

TABLE A

| Span | (1)               | (2)                       | (3)                         | (4)               | (5)                                    | (6)                     |
|------|-------------------|---------------------------|-----------------------------|-------------------|--|-------------------------|
|      | $\frac{m_j}{m_g}$ | $\frac{E_j I_j}{E_g I_g}$ | $\sqrt[4]{\frac{(1)}{(2)}}$ | $\frac{L_j}{L_g}$ | $\frac{\lambda_j}{\lambda_g} = (3)(4)$ | $c_j = \frac{(2)}{(4)}$ |
| 1=g  | 1.00              | 1.00                      | 1.00                        | 1.00              | 1.00                                   | 1.00                    |
| 2    | 0.80              | 1.00                      | 0.9457                      | 1.25              | 1.182                                  | 0.80                    |
| 3    | 1.20              | 1.35                      | 0.9710                      | 1.00              | 0.9710                                 | 1.35                    |
| 4    | 1.00              | 1.35                      | 0.9277                      | 1.50              | 1.392                                  | 0.90                    |

TABLE B

| Span or Support | (1)                           | (2)         | (3)   | (4)                                       | (5)  | (6)                       | (7)  | (8)   |
|-----------------|-------------------------------|-------------|-------|---|--|---------------------------|--|---|
|                 | $\frac{\lambda_j}{\lambda_g}$ | $\lambda_j$ | $c_j$ | $K_j \frac{L_j}{E_j I_j}$<br>from Table I | $(K_{j-1} + K_j) \frac{L_g}{E_g I_g}$<br>$(3)_{j-1} (4)_{j-1} + (3)_j (4)_j$ | $\theta_j$<br>$E_g n [6]$ | $K_j k_j \frac{L_g}{E_g I_g}$<br>$(3)_j (8)_j$ | $K_j k_j \frac{L_j}{E_j I_j}$<br>from Table I |
| 1=g             | 1.00                          | 2.40        | 1.00  | 3.6649                                    |  | 1.0000                    | 2.2555   | 2.2555  |
| 2               | 1.182                         | 2.84        | 0.80  | 3.3015                                    | 6.3061   | -1.8466                   | 2.0330   | 2.5412  |
| 3               | 0.9710                        | 2.33        | 1.35  | 3.7043                                    | 7.6420   | 4.6185                    | 3.0038   | 2.2250  |
| 4               | 1.392                         | 3.34        | 0.90  | 2.4810                                    | 7.2337   | -10.500                   | 2.8924   | 3.2138  |
| 5               |                               |             |       |   |  | 21.463                    |  |   |

$$\begin{aligned}
 \text{Eq'n [10a]} &= \left[ (0 + 2.4810 \times 0.90) 21.463 + 2.8924 (-10.500) \right] \frac{E_1 I_1}{L_1} \\
 &= 17.55 \frac{E_1 I_1}{L_1}
 \end{aligned}$$



The trial-and-error procedure for determining the natural frequencies of the system is carried out in Table B. As an example of the use of this table a complete cycle of calculations is carried out for a trial value of  $\lambda_g = \lambda_1 = 2.40$ . This value, shown encircled in the g-th line of Column (2), corresponds to a circular frequency of vibration  $\omega = \frac{(2.40)^2}{L_1^2} \sqrt{\frac{E_1 I_1}{m_1}}$ . The arrangement of the various quantities in this table is believed to facilitate the computational work and to reduce substantially the probability for errors. The order in which the columns in this table are filled in is indicated by the following sequence of column numbers: (1), (3), (2), (4 and 8), (5), (7), and (6). Columns (1) and (3) are reproduced respectively from Columns (5) and (6) of Table A. The  $\lambda$  values for the various spans in Column (2) are obtained by multiplying the assumed  $\lambda_g$  by the values in Column (1). Columns (4) and (8) give respectively values of the stiffness and of the product of the stiffness and the carry-over factor for each span of the beam, in terms of  $E_j I_j / L_j$ ; these quantities are obtained directly from Table 1 using the  $\lambda$  values computed in Column (2). Column (5) gives the total stiffness of the spans adjoining each support in terms of  $E_g I_g / L_g$ . The value for the j-th line in this column is determined by taking the sum of the products of the values in Columns (3) and (4) for lines j-1 and j. Column (7) gives the product of the stiffness and of the carry-over factor for each span of the beam, in terms of  $E_g I_g / L_g$ ; the entries in this column are obtained by multiplying the entries in Column (8) by those in Column (3). Column (6) gives the rotation of the beam over the supports. The first value in this column is unity. (If the left support were clamped, this value would have been zero instead). The second value in the column,  $\theta_2$ , is evaluated from Equation [9a].

$$\theta_2 = - \frac{(0.5000 + 3.6649) 1.0000}{2.2555} = -1.8466$$

This operation is not indicated in the Table. (If support 1 were clamped,

Equation [9b] would have been used instead.) The values of  $\theta_3$  to  $\theta_n$  are determined from the values in Columns (5) and (7) using Equation [6a] which in terms of column numbers takes the form:

$$\theta_{j+1} = - \frac{(5)_j (6)_j + (6)_{j-1} (7)_{j-1}}{(7)_j} \quad (\text{for } j \geq 2) \quad [6b]$$

Thus, 
$$\theta_3 = - \frac{6.3061 (-1.8466) + 1.0000 (2.2555)}{2.0330} = 4.6185$$

The left hand side of Equation [10a] is evaluated at the bottom of the table, and it is found to be equal to  $17.55 \frac{E_1 I_1}{L_1}$ .

Since for the assumed values of  $\lambda_1 = 2.40$ , Equation [10a] was not satisfied identically, this value does not correspond to a natural frequency of the system. The physical significance of the computed value of  $17.55 \frac{E_1 I_1}{L_1}$  is as follows: the negative of this value divided by the rotation  $\theta_2$

$$- \frac{17.55}{21.463} \frac{E_1 I_1}{L_1} = -0.8179 \frac{E_1 I_1}{L_1}$$

represents the stiffness of a rotational constraint which if it were imposed at the right end of the beam would have made the assumed frequency of vibration correspond to a natural frequency of the system.

By repeating similar cycles of computation for different values of  $\lambda_1$  the curve in Figure 6 was obtained. The first five critical values of  $\lambda_1$  as read off this curve are

$$(\lambda_1)_1 = 2.504$$

$$(\lambda_1)_2 = 3.07$$

$$(\lambda_1)_3 = 3.70$$

$$(\lambda_1)_4 = 4.11$$

$$(\lambda_1)_5 = 4.90$$

The corresponding natural frequencies, in radians per second, are

$$\omega_1 = \frac{6.27}{L_1^2} \sqrt{\frac{E_1 I_1}{m_1}}$$

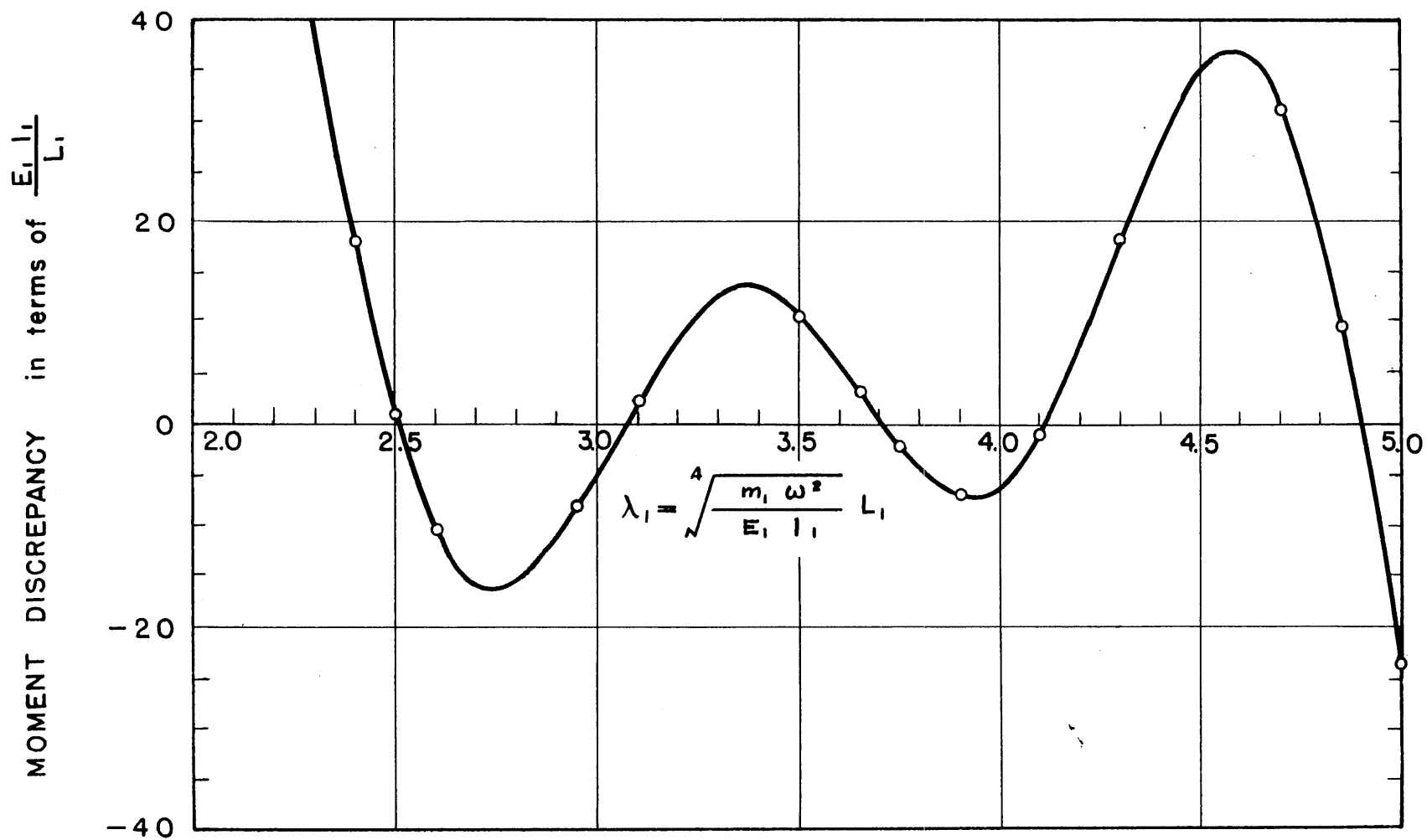


FIG. 6 DISCREPANCY BETWEEN COMPUTED AND ACTUAL BOUNDARY MOMENTS FOR THE RIGHT END OF THE BEAM AS A FUNCTION OF  $\lambda_1$

$$\omega_2 = \frac{9.42}{L_1^2} \sqrt{\frac{E_1 I_1}{m_1}}$$

$$\omega_3 = \frac{13.7}{L_1^2} \sqrt{\frac{E_1 I_1}{m_1}}$$

$$\omega_4 = \frac{16.9}{L_1^2} \sqrt{\frac{E_1 I_1}{m_1}}$$

$$\omega_5 = \frac{24.0}{L_1^2} \sqrt{\frac{E_1 I_1}{m_1}}$$

If it is desired to evaluate these quantities more precisely, the computations should be repeated for several additional values of  $\lambda_1$  in the neighborhood of the critical values and the results should be plotted on a larger scale.

The natural modes of the beam can be sketched from the rotations over the supports as determined in Column (6) of Table B for values of  $\lambda_1$  corresponding to each of the natural frequencies. It should be stated that, in general, for the fundamental or lowest natural frequency the rotations of the beam over the supports are not very sensitive to the magnitude of the frequency of vibration. For some of the higher frequencies of vibration, however, a slight variation in the value of the frequency may affect the rotations materially. Accordingly the accurate evaluation of the rotations in these latter cases may become somewhat cumbersome.

#### CONCLUDING REMARKS

When properly extended, the method presented in this report can also be used to calculate the natural frequencies of beams having variable cross section or variable mass per unit of length. The natural frequencies of beams which are acted upon by fixed axial forces can be evaluated in a similar manner. To accomplish this, it is necessary however to tabulate values of the pertinent quantities of stiffness and of the product of stiffness and carry-over factor.

As presented herein, the method employs the three-slope equation for dynamic loading (Equation [6]). Actually any of the other basic equations of indeterminate stress analysis, if extended to account for the inertia effects, could have been used instead. In particular, one could have used the dynamic three-moment equation originally developed by W. Prager<sup>8</sup>. Values of the coefficients of this equation for different frequencies of vibration are available in tabular form in references<sup>9</sup> and <sup>10</sup>. It is probably true that the choice between any one of these two alternate methods of analysis is largely a question of personal preference and of one's familiarity with the particular method. In this paper the three-slope equation was adopted principally because it is believed that, for the particular problem treated, it has the following definite advantages:

(a) As developed in this paper, the three-slope equation deals with concepts and quantities which are widely known among structural engineers.

(b) Because it involves rotations, the three-slope equation gives the clearest possible picture of the distortions which the structure undergoes during vibration. This feature is particularly important because in practice it is frequently desirable to have a rapid means of sketching the configuration of vibration corresponding to a given frequency.

(c) Probably the greatest advantage of the three-slope equation lies in the fact that, when properly extended, it is remarkably better suited than the three-moment equation for the analysis of continuous frames. The

---

8. "Die Beanspruchung von Tragwerken durch schwingende Lasten", by W. Prager, Ingenieur-Archiv, Vol. I, 1930, pp. 527-532.

9. "Beanspruchung und Formänderung von Stabwerken bei erzwungenen Schwingungen", by S. Gradstein and W. Prager, Ingenieur-Archiv, 1932, Vol. II, pp. 622-650.

10. "Dynamic der Stabwerke", by K. Hohenemser and W. Prager, Julius Springer, Berlin, 1933.

application of the present method to the determination of the natural frequencies of continuous frames which are free from sidesway will be described in a forthcoming paper.

In general, for the determination of the lower natural frequencies of continuous beams slide-rule accuracy will prove satisfactory. However, for the higher natural frequencies the computations may involve small differences between large quantities and it may become necessary to retain a larger number of significant figures.

#### ACKNOWLEDGMENTS

The method described herein was developed as part of a dissertation by A. S. Veletsos submitted to the Graduate College of the University of Illinois in partial fulfillment of the requirements for the degree of Doctor of Philosophy in Engineering. The dissertation was prepared under the direction of Professor N. M. Newmark in the Department of Civil Engineering. The details of this investigation were carried out as part of a research program on "Numerical and Approximate Methods of Stress Analysis" sponsored by the Office of Naval Research (Mechanics Branch) in the Structural Research Laboratory, Department of Civil Engineering, of the University of Illinois. The numerical values of the elastic constants reported in Table I of the Appendix were calculated using the Electronic Digital Computer of the University of Illinois. The governing expressions for these constants were coded for machine solution by Mr. A. J. Carlson, Research Associate in Civil Engineering, whose valuable contribution to the completion of this work the writers acknowledge gratefully.

APPENDIX

TABLE 1

DIMENSIONLESS COEFFICIENTS OF "DYNAMIC FLEXURAL STIFFNESS" AND OF  
"THE PRODUCT OF DYNAMIC FLEXURAL STIFFNESS AND DYNAMIC FLEXURAL  
CARRY-OVER FACTOR" FOR A BAR FIXED AT THE FAR END

The coefficients are given as a function of the dimensionless parameter

$$\lambda = \sqrt[4]{\frac{m\omega^2}{EI}} \times L$$

in which  $m$  is the mass per unit of length of the bar;  $\omega$  is the circular frequency of vibration;  $E$  is the modulus of elasticity of the material in the bar;  $I$  is the moment of inertia of the cross section of the bar about its centroidal axis; and  $L$  is the span length of the bar. The  $m$  and  $EI$  are assumed to be constant along the length of the member.

| $\lambda$ | $K \frac{L}{EI}$ | $Kk \frac{L}{EI}$ | $\lambda$ | $K \frac{L}{EI}$ | $Kk \frac{L}{EI}$ |
|-----------|------------------|-------------------|-----------|------------------|-------------------|
| 0         | 4.000000         | 2.000000          | 0.95      | 3.992232         | 2.005828          |
| 0.10      | 3.999999         | 2.000001          | 0.96      | 3.991899         | 2.006078          |
| 0.20      | 3.999985         | 2.000011          | 0.97      | 3.991556         | 2.006336          |
| 0.30      | 3.999923         | 2.000058          | 0.98      | 3.991202         | 2.006602          |
| 0.40      | 3.999756         | 2.000183          | 0.99      | 3.990836         | 2.006876          |
| 0.50      | 3.999405         | 2.000447          | 1.00      | 3.990460         | 2.007159          |
| 0.55      | 3.999128         | 2.000654          | 1.01      | 3.990072         | 2.007450          |
| 0.60      | 3.998766         | 2.000926          | 1.02      | 3.989672         | 2.007750          |
| 0.65      | 3.998299         | 2.001276          | 1.03      | 3.989260         | 2.008059          |
| 0.70      | 3.997712         | 2.001716          | 1.04      | 3.988836         | 2.008378          |
| 0.75      | 3.996985         | 2.002262          | 1.05      | 3.988400         | 2.008705          |
| 0.76      | 3.996821         | 2.002385          | 1.06      | 3.987950         | 2.009043          |
| 0.77      | 3.996650         | 2.002513          | 1.07      | 3.987488         | 2.009390          |
| 0.78      | 3.996473         | 2.002646          | 1.08      | 3.987013         | 2.009747          |
| 0.79      | 3.996288         | 2.002785          | 1.09      | 3.986524         | 2.010114          |
| 0.80      | 3.996096         | 2.002928          | 1.10      | 3.986021         | 2.010492          |
| 0.81      | 3.995897         | 2.003078          | 1.11      | 3.985505         | 2.010880          |
| 0.82      | 3.995691         | 2.003233          | 1.12      | 3.984974         | 2.011278          |
| 0.83      | 3.995476         | 2.003393          | 1.13      | 3.984428         | 2.011688          |
| 0.84      | 3.995254         | 2.003560          | 1.14      | 3.983868         | 2.012109          |
| 0.85      | 3.995024         | 2.003733          | 1.15      | 3.983293         | 2.012541          |
| 0.86      | 3.994785         | 2.003912          | 1.16      | 3.982702         | 2.012985          |
| 0.87      | 3.994538         | 2.004097          | 1.17      | 3.982096         | 2.013440          |
| 0.88      | 3.994283         | 2.004289          | 1.18      | 3.981474         | 2.013908          |
| 0.89      | 3.994018         | 2.004488          | 1.19      | 3.980836         | 2.014387          |
| 0.90      | 3.993744         | 2.004693          | 1.20      | 3.980181         | 2.014879          |
| 0.91      | 3.993461         | 2.004906          | 1.21      | 3.979510         | 2.015384          |
| 0.92      | 3.993169         | 2.005125          | 1.22      | 3.978821         | 2.015901          |
| 0.93      | 3.992867         | 2.005352          | 1.23      | 3.978116         | 2.016432          |
| 0.94      | 3.992554         | 2.005586          | 1.24      | 3.977392         | 2.016975          |



TABLE 1 (cont'd)

| $\lambda$ | $K \frac{L}{EI}$ | $Kk \frac{L}{EI}$ |
|-----------|------------------|-------------------|
| 1.25      | 3.976651         | 2.017533          |
| 1.26      | 3.975892         | 2.018104          |
| 1.27      | 3.975114         | 2.018689          |
| 1.28      | 3.974317         | 2.019288          |
| 1.29      | 3.973501         | 2.019901          |
| 1.30      | 3.972666         | 2.020530          |
| 1.31      | 3.971811         | 2.021173          |
| 1.32      | 3.970935         | 2.021831          |
| 1.33      | 3.970040         | 2.022505          |
| 1.34      | 3.969123         | 2.023194          |
| 1.35      | 3.968186         | 2.023899          |
| 1.36      | 3.967227         | 2.024621          |
| 1.37      | 3.966247         | 2.025359          |
| 1.38      | 3.965244         | 2.026113          |
| 1.39      | 3.964219         | 2.026885          |
| 1.40      | 3.963172         | 2.027674          |
| 1.41      | 3.962101         | 2.028480          |
| 1.42      | 3.961006         | 2.029304          |
| 1.43      | 3.959888         | 2.030146          |
| 1.44      | 3.958746         | 2.031006          |
| 1.45      | 3.957579         | 2.031885          |
| 1.46      | 3.956388         | 2.032782          |
| 1.47      | 3.955171         | 2.033699          |
| 1.48      | 3.953928         | 2.034635          |
| 1.49      | 3.952660         | 2.035591          |
| 1.50      | 3.951365         | 2.036567          |
| 1.51      | 3.950043         | 2.037564          |
| 1.52      | 3.948694         | 2.038581          |
| 1.53      | 3.947318         | 2.039618          |
| 1.54      | 3.945913         | 2.040677          |
| 1.55      | 3.944480         | 2.041758          |
| 1.56      | 3.943019         | 2.042860          |
| 1.57      | 3.941528         | 2.043985          |
| 1.58      | 3.940008         | 2.045132          |
| 1.59      | 3.938458         | 2.046302          |
| 1.60      | 3.936877         | 2.047495          |
| 1.61      | 3.935266         | 2.048711          |
| 1.62      | 3.933623         | 2.049952          |
| 1.63      | 3.931949         | 2.051216          |
| 1.64      | 3.930242         | 2.052505          |

| $\lambda$ | $K \frac{L}{EI}$ | $Kk \frac{L}{EI}$ |
|-----------|------------------|-------------------|
| 1.65      | 3.928503         | 2.053819          |
| 1.66      | 3.926731         | 2.055158          |
| 1.67      | 3.924925         | 2.056522          |
| 1.68      | 3.923086         | 2.057912          |
| 1.69      | 3.921212         | 2.059329          |
| 1.70      | 3.919303         | 2.060772          |
| 1.71      | 3.917359         | 2.062242          |
| 1.72      | 3.915379         | 2.063740          |
| 1.73      | 3.913363         | 2.065265          |
| 1.74      | 3.911310         | 2.066818          |
| 1.75      | 3.909220         | 2.068400          |
| 1.76      | 3.907092         | 2.070011          |
| 1.77      | 3.904926         | 2.071651          |
| 1.78      | 3.902721         | 2.073321          |
| 1.79      | 3.900477         | 2.075021          |
| 1.80      | 3.898193         | 2.076751          |
| 1.81      | 3.895869         | 2.078512          |
| 1.82      | 3.893504         | 2.080305          |
| 1.83      | 3.891098         | 2.082129          |
| 1.84      | 3.888649         | 2.083986          |
| 1.85      | 3.886159         | 2.085875          |
| 1.86      | 3.883625         | 2.087797          |
| 1.87      | 3.881048         | 2.089753          |
| 1.88      | 3.878427         | 2.091743          |
| 1.89      | 3.875761         | 2.093767          |
| 1.90      | 3.873050         | 2.095826          |
| 1.91      | 3.870293         | 2.097920          |
| 1.92      | 3.867490         | 2.100050          |
| 1.93      | 3.864640         | 2.102217          |
| 1.94      | 3.861742         | 2.104420          |
| 1.95      | 3.858796         | 2.106661          |
| 1.96      | 3.855801         | 2.108939          |
| 1.97      | 3.852757         | 2.111256          |
| 1.98      | 3.849662         | 2.113611          |
| 1.99      | 3.846517         | 2.116006          |
| 2.00      | 3.843321         | 2.118441          |
| 2.01      | 3.840072         | 2.120916          |
| 2.02      | 3.836771         | 2.123431          |
| 2.03      | 3.833417         | 2.125989          |
| 2.04      | 3.830008         | 2.128588          |

TABLE 1 (cont'd)

| $\lambda$ | $K \frac{L}{EI}$ | $Kk \frac{L}{EI}$ | $\lambda$ | $K \frac{L}{EI}$ | $Kk \frac{L}{EI}$ |
|-----------|------------------|-------------------|-----------|------------------|-------------------|
| 2.05      | 3.826545         | 2.131230          | 2.45      | 3.634135         | 2.279348          |
| 2.06      | 3.823026         | 2.133915          | 2.46      | 3.627716         | 2.284333          |
| 2.07      | 3.819452         | 2.136644          | 2.47      | 3.621204         | 2.289394          |
| 2.08      | 3.815820         | 2.139417          | 2.48      | 3.614597         | 2.294531          |
| 2.09      | 3.812132         | 2.142235          | 2.49      | 3.607895         | 2.299745          |
| 2.10      | 3.808384         | 2.145098          | 2.50      | 3.601095         | 2.305038          |
| 2.11      | 3.804578         | 2.148008          | 2.51      | 3.594198         | 2.310411          |
| 2.12      | 3.800713         | 2.150964          | 2.52      | 3.587200         | 2.315864          |
| 2.13      | 3.796786         | 2.153968          | 2.53      | 3.580102         | 2.321400          |
| 2.14      | 3.792799         | 2.157019          | 2.54      | 3.572901         | 2.327018          |
| 2.15      | 3.788749         | 2.160119          | 2.55      | 3.565596         | 2.332722          |
| 2.16      | 3.784637         | 2.163269          | 2.56      | 3.558187         | 2.338510          |
| 2.17      | 3.780461         | 2.166468          | 2.57      | 3.550671         | 2.344386          |
| 2.18      | 3.776221         | 2.169718          | 2.58      | 3.543046         | 2.350350          |
| 2.19      | 3.771915         | 2.173019          | 2.59      | 3.535313         | 2.356404          |
| 2.20      | 3.767544         | 2.176373          | 2.60      | 3.527468         | 2.362548          |
| 2.21      | 3.763106         | 2.179779          | 2.61      | 3.519511         | 2.368785          |
| 2.22      | 3.758599         | 2.183238          | 2.62      | 3.511440         | 2.375115          |
| 2.23      | 3.754025         | 2.186751          | 2.63      | 3.503253         | 2.381540          |
| 2.24      | 3.749381         | 2.190320          | 2.64      | 3.494949         | 2.388061          |
| 2.25      | 3.744666         | 2.193943          | 2.65      | 3.486526         | 2.394681          |
| 2.26      | 3.739881         | 2.197624          | 2.66      | 3.477983         | 2.401399          |
| 2.27      | 3.735023         | 2.201361          | 2.67      | 3.469317         | 2.408219          |
| 2.28      | 3.730092         | 2.205156          | 2.68      | 3.460527         | 2.415141          |
| 2.29      | 3.725087         | 2.209010          | 2.69      | 3.451612         | 2.422167          |
| 2.30      | 3.720008         | 2.212923          | 2.70      | 3.442569         | 2.429298          |
| 2.31      | 3.714852         | 2.216897          | 2.71      | 3.433397         | 2.436537          |
| 2.32      | 3.709620         | 2.220932          | 2.72      | 3.424094         | 2.443885          |
| 2.33      | 3.704309         | 2.225028          | 2.73      | 3.414658         | 2.451343          |
| 2.34      | 3.698920         | 2.229188          | 2.74      | 3.405087         | 2.458913          |
| 2.35      | 3.693451         | 2.233411          | 2.75      | 3.395378         | 2.466598          |
| 2.36      | 3.687901         | 2.237699          | 2.76      | 3.385532         | 2.474398          |
| 2.37      | 3.682270         | 2.242052          | 2.77      | 3.375544         | 2.482316          |
| 2.38      | 3.676555         | 2.246472          | 2.78      | 3.365413         | 2.490354          |
| 2.39      | 3.670756         | 2.250959          | 2.79      | 3.355137         | 2.498513          |
| 2.40      | 3.664872         | 2.255514          | 2.80      | 3.344714         | 2.506796          |
| 2.41      | 3.658902         | 2.260138          | 2.81      | 3.334141         | 2.515204          |
| 2.42      | 3.652844         | 2.264833          | 2.82      | 3.323417         | 2.523740          |
| 2.43      | 3.646698         | 2.269599          | 2.83      | 3.312538         | 2.532405          |
| 2.44      | 3.640462         | 2.274437          | 2.84      | 3.301504         | 2.541202          |

TABLE 1 (cont'd)

| $\lambda$ | $K \frac{L}{EI}$ | $Kk \frac{L}{EI}$ | $\lambda$ | $K \frac{L}{EI}$ | $Kk \frac{L}{EI}$ |
|-----------|------------------|-------------------|-----------|------------------|-------------------|
| 2.85      | 3.290311         | 2.550133          | 3.25      | 2.677948         | 3.049260          |
| 2.86      | 3.278957         | 2.559200          | 3.26      | 2.657419         | 3.066324          |
| 2.87      | 3.267439         | 2.568405          | 3.27      | 2.636566         | 3.083677          |
| 2.88      | 3.255755         | 2.577751          | 3.28      | 2.615383         | 3.101326          |
| 2.89      | 3.243903         | 2.587240          | 3.29      | 2.593864         | 3.119276          |
| 2.90      | 3.231880         | 2.596875          | 3.30      | 2.572001         | 3.137534          |
| 2.91      | 3.219682         | 2.606657          | 3.31      | 2.549788         | 3.156107          |
| 2.92      | 3.207309         | 2.616590          | 3.32      | 2.527218         | 3.175002          |
| 2.93      | 3.194755         | 2.626675          | 3.33      | 2.504283         | 3.194225          |
| 2.94      | 3.182020         | 2.636917          | 3.34      | 2.480976         | 3.213784          |
| 2.95      | 3.169099         | 2.647316          | 3.35      | 2.457290         | 3.233686          |
| 2.96      | 3.155990         | 2.657877          | 3.36      | 2.433216         | 3.253938          |
| 2.97      | 3.142690         | 2.668602          | 3.37      | 2.408746         | 3.274550          |
| 2.98      | 3.129196         | 2.679493          | 3.38      | 2.383872         | 3.295528          |
| 2.99      | 3.115505         | 2.690554          | 3.39      | 2.358586         | 3.316881          |
| 3.00      | 3.101613         | 2.701788          | 3.40      | 2.332878         | 3.338617          |
| 3.01      | 3.087517         | 2.713198          | 3.41      | 2.306739         | 3.360746          |
| 3.02      | 3.073214         | 2.724786          | 3.42      | 2.280160         | 3.383277          |
| 3.03      | 3.058700         | 2.736557          | 3.43      | 2.253131         | 3.406218          |
| 3.04      | 3.043971         | 2.748513          | 3.44      | 2.225642         | 3.429581          |
| 3.05      | 3.029025         | 2.760658          | 3.45      | 2.197683         | 3.453374          |
| 3.06      | 3.013857         | 2.772996          | 3.46      | 2.169243         | 3.477607          |
| 3.07      | 2.998464         | 2.785529          | 3.47      | 2.140312         | 3.502293          |
| 3.08      | 2.982841         | 2.798262          | 3.48      | 2.110878         | 3.527441          |
| 3.09      | 2.966986         | 2.811199          | 3.49      | 2.080929         | 3.553063          |
| 3.10      | 2.950893         | 2.824342          | 3.50      | 2.050454         | 3.579170          |
| 3.11      | 2.934558         | 2.837697          | 3.51      | 2.019439         | 3.605776          |
| 3.12      | 2.917978         | 2.851266          | 3.52      | 1.987873         | 3.632891          |
| 3.13      | 2.901148         | 2.865055          | 3.53      | 1.955741         | 3.660530          |
| 3.14      | 2.884064         | 2.879067          | 3.54      | 1.923031         | 3.688705          |
| 3.15      | 2.866720         | 2.893306          | 3.55      | 1.889728         | 3.717430          |
| 3.16      | 2.849113         | 2.907778          | 3.56      | 1.855817         | 3.746720          |
| 3.17      | 2.831237         | 2.922486          | 3.57      | 1.821284         | 3.776590          |
| 3.18      | 2.813088         | 2.937436          | 3.58      | 1.786113         | 3.807054          |
| 3.19      | 2.794660         | 2.952632          | 3.59      | 1.750287         | 3.838128          |
| 3.20      | 2.775949         | 2.968079          | 3.60      | 1.713790         | 3.869830          |
| 3.21      | 2.756949         | 2.983782          | 3.61      | 1.676604         | 3.902175          |
| 3.22      | 2.737655         | 2.999746          | 3.62      | 1.638712         | 3.935182          |
| 3.23      | 2.718060         | 3.015977          | 3.63      | 1.600096         | 3.968868          |
| 3.24      | 2.698160         | 3.032479          | 3.64      | 1.560734         | 4.003253          |

TABLE 1 (cont'd)

| $\lambda$ | $K \frac{L}{EI}$ | $Kk \frac{L}{EI}$ |
|-----------|------------------|-------------------|
| 3.65      | 1.520609         | 4.038357          |
| 3.66      | 1.479699         | 4.074199          |
| 3.67      | 1.437982         | 4.110800          |
| 3.68      | 1.395437         | 4.148183          |
| 3.69      | 1.352040         | 4.186371          |
| 3.70      | 1.307767         | 4.225387          |
| 3.71      | 1.262593         | 4.265255          |
| 3.72      | 1.216492         | 4.306002          |
| 3.73      | 1.169437         | 4.347654          |
| 3.74      | 1.121401         | 4.390238          |
| 3.75      | 1.072354         | 4.433783          |
| 3.76      | 1.022265         | 4.478320          |
| 3.77      | 0.9711032        | 4.523880          |
| 3.78      | 0.9188353        | 4.570494          |
| 3.79      | 0.8654270        | 4.618198          |
| 3.80      | 0.8108425        | 4.667027          |
| 3.81      | 0.7550443        | 4.717017          |
| 3.82      | 0.6979935        | 4.768208          |
| 3.83      | 0.6396492        | 4.820639          |
| 3.84      | 0.5799690        | 4.874353          |
| 3.85      | 0.5189083        | 4.929393          |
| 3.86      | 0.4564206        | 4.985807          |
| 3.87      | 0.3924572        | 5.043642          |
| 3.88      | 0.3269673        | 5.102948          |
| 3.89      | 0.2598972        | 5.163779          |
| 3.90      | 0.1911912        | 5.226191          |
| 3.91      | 0.1207906        | 5.290240          |
| 3.92      | 0.04863390       | 5.355990          |
| 3.93      | -0.02534362      | 5.423503          |
| 3.94      | -0.1012098       | 5.492847          |
| 3.95      | -0.1790359       | 5.564093          |
| 3.96      | -0.2588970       | 5.637315          |
| 3.97      | -0.3408721       | 5.712593          |
| 3.98      | -0.4250443       | 5.790008          |
| 3.99      | -0.5115012       | 5.869648          |
| 4.00      | -0.6003354       | 5.951605          |
| 4.01      | -0.6916444       | 6.035976          |
| 4.02      | -0.7855311       | 6.122864          |
| 4.03      | -0.8821045       | 6.212376          |
| 4.04      | -0.9814799       | 6.304628          |

| $\lambda$ | $K \frac{L}{EI}$ | $Kk \frac{L}{EI}$ |
|-----------|------------------|-------------------|
| 4.05      | -1.083779        | 6.399742          |
| 4.06      | -1.189131        | 6.497845          |
| 4.07      | -1.297674        | 6.599074          |
| 4.08      | -1.409552        | 6.703575          |
| 4.09      | -1.524921        | 6.811501          |
| 4.10      | -1.643944        | 6.923017          |
| 4.11      | -1.766796        | 7.038296          |
| 4.12      | -1.893664        | 7.157524          |
| 4.13      | -2.024747        | 7.280900          |
| 4.14      | -2.160257        | 7.408636          |
| 4.15      | -2.300420        | 7.540957          |
| 4.16      | -2.445480        | 7.678106          |
| 4.17      | -2.595696        | 7.820343          |
| 4.18      | -2.751348        | 7.967945          |
| 4.19      | -2.912735        | 8.121212          |
| 4.20      | -3.080179        | 8.280466          |
| 4.21      | -3.254028        | 8.446053          |
| 4.22      | -3.434655        | 8.618346          |
| 4.23      | -3.622464        | 8.797749          |
| 4.24      | -3.817893        | 8.984698          |
| 4.25      | -4.021415        | 9.179666          |
| 4.26      | -4.233543        | 9.383166          |
| 4.27      | -4.454836        | 9.595756          |
| 4.28      | -4.685901        | 9.818043          |
| 4.29      | -4.927402        | 10.05069          |
| 4.30      | -5.180064        | 10.29442          |
| 4.31      | -5.444680        | 10.55003          |
| 4.32      | -5.722121        | 10.81838          |
| 4.33      | -6.013346        | 11.10044          |
| 4.34      | -6.319410        | 11.39726          |
| 4.35      | -6.641483        | 11.71000          |
| 4.36      | -6.980856        | 12.03997          |
| 4.37      | -7.338968        | 12.38859          |
| 4.38      | -7.717421        | 12.75748          |
| 4.39      | -8.118004        | 13.14841          |
| 4.40      | -8.542724        | 13.56339          |
| 4.41      | -8.993839        | 14.00468          |
| 4.42      | -9.473899        | 14.47484          |
| 4.43      | -9.985791        | 14.97674          |
| 4.44      | -10.53280        | 15.51367          |

TABLE 1 (cont'd)

| $\lambda$ | $K \frac{L}{EI}$ | $Kk \frac{L}{EI}$ | $\lambda$ | $K \frac{L}{EI}$ | $Kk \frac{L}{EI}$ |
|-----------|------------------|-------------------|-----------|------------------|-------------------|
| 4.45      | -11.11869        | 16.08939          | 4.85      | 45.00756         | -40.52473         |
| 4.46      | -11.74777        | 16.60822          | 4.86      | 41.96715         | -37.49882         |
| 4.47      | -12.42501        | 17.37512          | 4.87      | 39.36023         | -34.90653         |
| 4.48      | -13.15619        | 18.09587          | 4.88      | 37.10005         | -32.66111         |
| 4.49      | -13.94805        | 18.87720          | 4.89      | 35.12157         | -30.69752         |
| 4.50      | -14.80848        | 19.72701          | 4.90      | 33.37505         | -28.96602         |
| 4.51      | -15.74682        | 20.65466          | 4.91      | 31.82181         | -27.42792         |
| 4.52      | -16.77421        | 21.67124          | 4.92      | 30.43130         | -26.05271         |
| 4.53      | -17.90398        | 22.79012          | 4.93      | 29.17910         | -24.81593         |
| 4.54      | -19.15229        | 24.02745          | 4.94      | 28.04544         | -23.69783         |
| 4.55      | -20.53888        | 25.40295          | 4.95      | 27.01414         | -22.68222         |
| 4.56      | -22.08813        | 26.94103          | 4.96      | 26.07182         | -21.75574         |
| 4.57      | -23.83053        | 28.67215          | 4.97      | 25.20736         | -20.90726         |
| 4.58      | -25.80468        | 30.63493          | 4.98      | 24.41139         | -20.12741         |
| 4.59      | -28.06021        | 32.87899          | 4.99      | 23.67601         | -19.40829         |
| 4.60      | -30.66203        | 35.46924          | 5.00      | 22.99447         | -18.74315         |
| 4.61      | -33.69666        | 38.49220          | 5.01      | 22.36098         | -18.12622         |
| 4.62      | -37.28208        | 42.06585          | 5.02      | 21.77057         | -17.55252         |
| 4.63      | -41.58344        | 46.35533          | 5.03      | 21.21892         | -17.01772         |
| 4.64      | -46.83925        | 51.59916          | 5.04      | 20.70227         | -16.51807         |
| 4.65      | -53.40723        | 58.15507          | 5.05      | 20.21732         | -16.05028         |
| 4.66      | -61.84939        | 66.58504          | 5.06      | 19.76119         | -15.61146         |
| 4.67      | -73.10214        | 77.82550          | 5.07      | 19.33132         | -15.19905         |
| 4.68      | -88.85041        | 93.56137          | 5.08      | 18.92545         | -14.81081         |
| 4.69      | -112.4624        | 117.1608          | 5.09      | 18.54158         | -14.44472         |
| 4.70      | -151.7910        | 156.4769          | 5.10      | 18.17790         | -14.09898         |
| 4.71      | -230.3633        | 235.0364          | 5.11      | 17.83282         | -13.77201         |
| 4.72      | -465.4320        | 470.0923          | 5.12      | 17.50490         | -13.46236         |
| 4.73      | -116083.6        | 116088.3          | 5.13      | 17.19284         | -13.16873         |
| 4.74      | 480.5811         | -475.9468         | 5.14      | 16.89548         | -12.88997         |
| 4.75      | +242.6212        | -238.0001         | 5.15      | 16.61174         | -12.62501         |
| 4.76      | +163.5132        | -158.9054         | 5.16      | 16.34069         | -12.37290         |
| 4.77      | +123.9967        | -119.4023         | 5.17      | 16.08144         | -12.13276         |
| 4.78      | +100.2974        | -95.71650         | 5.18      | 15.83319         | -11.90381         |
| 4.79      | 84.50119         | -79.93396         | 5.19      | 15.59523         | -11.68532         |
| 4.80      | 73.21909         | -68.66562         | 5.20      | 15.36689         | -11.47662         |
| 4.81      | 64.75741         | -60.21782         | 5.21      | 15.14755         | -11.27711         |
| 4.82      | 58.17555         | -53.64996         | 5.22      | 14.93667         | -11.08624         |
| 4.83      | 52.90931         | -48.39785         | 5.23      | 14.73372         | -10.90348         |
| 4.84      | 48.59974         | -44.10253         | 5.24      | 14.53823         | -10.72837         |

TABLE 1 (cont'd)

| $\lambda$ | $K \frac{L}{EI}$ | $Kk \frac{L}{EI}$ | $\lambda$ | $K \frac{L}{EI}$ | $Kk \frac{L}{EI}$ |
|-----------|------------------|-------------------|-----------|------------------|-------------------|
| 5.25      | 14.34976         | -10.56047         | 5.65      | 9.883234         | -7.099606         |
| 5.26      | 14.16791         | -10.39939         | 5.66      | 9.812028         | -7.058952         |
| 5.27      | 13.99230         | -10.24473         | 5.67      | 9.741819         | -7.019609         |
| 5.28      | 13.82259         | -10.09617         | 5.68      | 9.672568         | -6.981541         |
| 5.29      | 13.65845         | -9.953372         | 5.69      | 9.604238         | -6.944714         |
| 5.30      | 13.49958         | -9.816046         | 5.70      | 9.536793         | -6.909098         |
| 5.31      | 13.34570         | -9.683912         | 5.71      | 9.470196         | -6.874660         |
| 5.32      | 13.19655         | -9.556712         | 5.72      | 9.404415         | -6.841373         |
| 5.33      | 13.05188         | -9.434204         | 5.73      | 9.339416         | -6.809207         |
| 5.34      | 12.91148         | -9.316162         | 5.74      | 9.275169         | -6.778136         |
| 5.35      | 12.77511         | -9.202375         | 5.75      | 9.211643         | -6.748135         |
| 5.36      | 12.64259         | -9.092647         | 5.76      | 9.148809         | -6.719179         |
| 5.37      | 12.51373         | -8.986792         | 5.77      | 9.086639         | -6.691245         |
| 5.38      | 12.38835         | -8.884636         | 5.78      | 9.025105         | -6.664310         |
| 5.39      | 12.26629         | -8.786017         | 5.79      | 8.964181         | -6.638353         |
| 5.40      | 12.14738         | -8.690782         | 5.80      | 8.903841         | -6.613354         |
| 5.41      | 12.03149         | -8.598786         | 5.81      | 8.844060         | -6.589294         |
| 5.42      | 11.91847         | -8.509894         | 5.82      | 8.784815         | -6.566153         |
| 5.43      | 11.80820         | -8.423979         | 5.83      | 8.726082         | -6.543913         |
| 5.44      | 11.70055         | -8.340919         | 5.84      | 8.667838         | -6.522558         |
| 5.45      | 11.59541         | -8.260601         | 5.85      | 8.610061         | -6.502072         |
| 5.46      | 11.49265         | -8.182919         | 5.86      | 8.552730         | -6.482439         |
| 5.47      | 11.39219         | -8.107770         | 5.87      | 8.495825         | -6.463643         |
| 5.48      | 11.29392         | -8.035059         | 5.88      | 8.439324         | -6.445672         |
| 5.49      | 11.19775         | -7.964694         | 5.89      | 8.383208         | -6.428511         |
| 5.50      | 11.10359         | -7.896590         | 5.90      | 8.327458         | -6.412147         |
| 5.51      | 11.01135         | -7.830666         | 5.91      | 8.272055         | -6.396569         |
| 5.52      | 10.92096         | -7.766844         | 5.92      | 8.216982         | -6.381764         |
| 5.53      | 10.83233         | -7.705051         | 5.93      | 8.162219         | -6.367722         |
| 5.54      | 10.74540         | -7.645218         | 5.94      | 8.107749         | -6.354431         |
| 5.55      | 10.66009         | -7.587278         | 5.95      | 8.053556         | -6.341882         |
| 5.56      | 10.57635         | -7.531168         | 5.96      | 7.999623         | -6.330065         |
| 5.57      | 10.49409         | -7.476829         | 5.97      | 7.945933         | -6.318972         |
| 5.58      | 10.41328         | -7.424205         | 5.98      | 7.892471         | -6.308593         |
| 5.59      | 10.33384         | -7.373241         | 5.99      | 7.839219         | -6.298920         |
| 5.60      | 10.25573         | -7.323886         | 6.00      | 7.786164         | -6.289946         |
| 5.61      | 10.17888         | -7.276090         | 6.01      | 7.733290         | -6.281664         |
| 5.62      | 10.10326         | -7.229808         | 6.02      | 7.680582         | -6.274067         |
| 5.63      | 10.02881         | -7.184994         | 6.03      | 7.628025         | -6.267148         |
| 5.64      | 9.955479         | -7.141607         | 6.04      | 7.575605         | -6.260902         |

TABLE 1 (cont'd)

| $\lambda$ | $K \frac{L}{EI}$ | $Kk \frac{L}{EI}$ |
|-----------|------------------|-------------------|
| 6.05      | 7.523307         | -6.255322         |
| 6.06      | 7.471119         | -6.250404         |
| 6.07      | 7.419024         | -6.246144         |
| 6.08      | 7.367011         | -6.242535         |
| 6.09      | 7.315065         | -6.239576         |
| 6.10      | 7.263173         | -6.237261         |
| 6.11      | 7.211322         | -6.235587         |
| 6.12      | 7.159499         | -6.234552         |
| 6.13      | 7.107690         | -6.234153         |
| 6.14      | 7.055883         | -6.234388         |
| 6.15      | 7.004064         | -6.235254         |
| 6.16      | 6.952222         | -6.236750         |
| 6.17      | 6.900343         | -6.238875         |
| 6.18      | 6.848415         | -6.241627         |
| 6.19      | 6.796425         | -6.245006         |
| 6.20      | 6.744360         | -6.249012         |
| 6.21      | 6.692208         | -6.253645         |
| 6.22      | 6.639957         | -6.258904         |
| 6.23      | 6.587593         | -6.264791         |
| 6.24      | 6.535105         | -6.271306         |
| 6.25      | 6.482480         | -6.278451         |
| 6.26      | 6.429704         | -6.286228         |
| 6.27      | 6.376766         | -6.294637         |
| 6.28      | 6.323653         | -6.303681         |
| 6.29      | 6.270352         | -6.313364         |
| 6.30      | 6.216850         | -6.323687         |
| 6.31      | 6.163135         | -6.334654         |
| 6.32      | 6.109192         | -6.346268         |
| 6.33      | 6.055010         | -6.358533         |
| 6.34      | 6.000575         | -6.371453         |
| 6.35      | 5.945874         | -6.385033         |
| 6.36      | 5.890893         | -6.399277         |
| 6.37      | 5.835618         | -6.414192         |
| 6.38      | 5.780036         | -6.429781         |
| 6.39      | 5.724134         | -6.446051         |
| 6.40      | 5.667896         | -6.463009         |
| 6.41      | 5.611308         | -6.480661         |
| 6.42      | 5.554357         | -6.499013         |
| 6.43      | 5.497027         | -6.518074         |
| 6.44      | 5.439303         | -6.537851         |

| $\lambda$ | $K \frac{L}{EI}$ | $Kk \frac{L}{EI}$ |
|-----------|------------------|-------------------|
| 6.45      | 5.381170         | -6.558352         |
| 6.46      | 5.322613         | -6.579586         |
| 6.47      | 5.263616         | -6.601562         |
| 6.48      | 5.204162         | -6.624289         |
| 6.49      | 5.144237         | -6.647777         |
| 6.50      | 5.083822         | -6.672036         |
| 6.51      | 5.022901         | -6.697078         |
| 6.52      | 4.961457         | -6.722913         |
| 6.53      | 4.899471         | -6.749554         |
| 6.54      | 4.836927         | -6.777011         |
| 6.55      | 4.773805         | -6.805300         |
| 6.56      | 4.710086         | -6.834431         |
| 6.57      | 4.645751         | -6.864421         |
| 6.58      | 4.580781         | -6.895282         |
| 6.59      | 4.515154         | -6.927031         |
| 6.60      | 4.448851         | -6.959692         |
| 6.61      | 4.381849         | -6.993252         |
| 6.62      | 4.314127         | -7.027759         |
| 6.63      | 4.245662         | -7.063219         |
| 6.64      | 4.176432         | -7.099651         |
| 6.65      | 4.106412         | -7.137074         |
| 6.66      | 4.035577         | -7.175508         |
| 6.67      | 3.963904         | -7.214974         |
| 6.68      | 3.891365         | -7.255493         |
| 6.69      | 3.817934         | -7.297087         |
| 6.70      | 3.743584         | -7.339780         |
| 6.71      | 3.668286         | -7.383596         |
| 6.72      | 3.592012         | -7.428559         |
| 6.73      | 3.514730         | -7.474697         |
| 6.74      | 3.436410         | -7.522035         |
| 6.75      | 3.357020         | -7.570603         |
| 6.76      | 3.276526         | -7.620429         |
| 6.77      | 3.194895         | -7.671544         |
| 6.78      | 3.112090         | -7.723981         |
| 6.79      | 3.028075         | -7.777771         |
| 6.80      | 2.942811         | -7.832950         |
| 6.81      | 2.856260         | -7.889553         |
| 6.82      | 2.768381         | -7.947617         |
| 6.83      | 2.679131         | -8.007183         |
| 6.84      | 2.588466         | -8.068289         |

TABLE 1 (cont'd)

| $\lambda$ | $K \frac{L}{EI}$ | $Kk \frac{L}{EI}$ | $\lambda$ | $K \frac{L}{EI}$ | $Kk \frac{L}{EI}$ |
|-----------|------------------|-------------------|-----------|------------------|-------------------|
| 6.85      | 2.496341         | -8.130978         | 7.25      | -3.265451        | -12.78282         |
| 6.86      | 2.402709         | -8.195295         | 7.26      | -3.498976        | -12.98955         |
| 6.87      | 2.307519         | -8.261284         | 7.27      | -3.740034        | -13.20383         |
| 6.88      | 2.210722         | -8.328995         | 7.28      | -3.989019        | -13.42605         |
| 6.89      | 2.112265         | -8.398476         | 7.29      | -4.246354        | -13.65662         |
| 6.90      | 2.012091         | -8.469781         | 7.30      | -4.512494        | -13.89601         |
| 6.91      | 1.910143         | -8.542963         | 7.31      | -4.787924        | -14.14470         |
| 6.92      | 1.806362         | -8.618079         | 7.32      | -5.073169        | -14.40321         |
| 6.93      | 1.700686         | -8.695189         | 7.33      | -5.368790        | -14.67209         |
| 6.94      | 1.593049         | -8.774354         | 7.34      | -5.675395        | -14.95196         |
| 6.95      | 1.483383         | -8.855641         | 7.35      | -5.993640        | -15.24347         |
| 6.96      | 1.371617         | -8.939115         | 7.36      | -6.324231        | -15.54732         |
| 6.97      | 1.257679         | -9.024850         | 7.37      | -6.667936        | -15.86427         |
| 6.98      | 1.141490         | -9.112918         | 7.38      | -7.025586        | -16.19517         |
| 6.99      | 1.022970         | -9.203398         | 7.39      | -7.398085        | -16.54090         |
| 7.00      | 0.9020346        | -9.296371         | 7.40      | -7.786414        | -16.90246         |
| 7.01      | 0.7785956        | -9.391924         | 7.41      | -8.191645        | -17.28090         |
| 7.02      | 0.6525604        | -9.490145         | 7.42      | -8.614949        | -17.67740         |
| 7.03      | 0.5238323        | -9.591130         | 7.43      | -9.057605        | -18.09323         |
| 7.04      | 0.3923097        | -9.694976         | 7.44      | -9.521018        | -18.52981         |
| 7.05      | 0.2578861        | -9.801789         | 7.45      | -10.00673        | -18.98866         |
| 7.06      | 0.1204498        | -9.911677         | 7.46      | -10.51645        | -19.47149         |
| 7.07      | -0.02011682      | -10.02475         | 7.47      | -11.05204        | -19.98017         |
| 7.08      | -0.1639370       | -10.14114         | 7.48      | -11.61560        | -20.51679         |
| 7.09      | -0.3111406       | -10.26097         | 7.49      | -12.20942        | -21.08364         |
| 7.10      | -0.4618643       | -10.38437         | 7.50      | -12.83607        | -21.68330         |
| 7.11      | -0.6162518       | -10.51148         | 7.51      | -13.49843        | -22.31864         |
| 7.12      | -0.7744550       | -10.64246         | 7.52      | -14.19971        | -22.99285         |
| 7.13      | -0.9366336       | -10.77746         | 7.53      | -14.94351        | -23.70956         |
| 7.14      | -1.102957        | -10.91664         | 7.54      | -15.73391        | -24.47282         |
| 7.15      | -1.273603        | -11.06019         | 7.55      | -16.57552        | -25.28726         |
| 7.16      | -1.448760        | -11.20829         | 7.56      | -17.47358        | -26.15809         |
| 7.17      | -1.628628        | -11.36114         | 7.57      | -18.43405        | -27.09131         |
| 7.18      | -1.813418        | -11.51894         | 7.58      | -19.46380        | -28.09375         |
| 7.19      | -2.003355        | -11.68192         | 7.59      | -20.57071        | -29.17330         |
| 7.20      | -2.198675        | -11.85031         | 7.60      | -21.76392        | -30.33911         |
| 7.21      | -2.399632        | -12.02437         | 7.61      | -23.05408        | -31.60181         |
| 7.22      | -2.606493        | -12.20436         | 7.62      | -24.45364        | -32.97387         |
| 7.23      | -2.819544        | -12.39056         | 7.63      | -25.97732        | -34.46999         |
| 7.24      | -3.039089        | -12.58327         | 7.64      | -27.64257        | -36.10762         |



TABLE 1 (cont'd)

| $\lambda$ | $K \frac{L}{EI}$ | $Kk \frac{L}{EI}$ | $\lambda$ | $K \frac{L}{EI}$ | $Kk \frac{L}{EI}$ |
|-----------|------------------|-------------------|-----------|------------------|-------------------|
| 7.65      | -29.47029        | -37.90766         | 8.05      | 48.43154         | 41.17097          |
| 7.66      | -31.48569        | -39.89533         | 8.06      | 46.48407         | 39.25523          |
| 7.67      | -33.71951        | -42.10135         | 8.07      | 44.71453         | 37.51756          |
| 7.68      | -36.20957        | -44.56354         | 8.08      | 43.09937         | 35.93442          |
| 7.69      | -39.00296        | -47.32900         | 8.09      | 41.61902         | 34.48624          |
| 7.70      | -42.15907        | -50.45712         | 8.10      | 40.25708         | 33.15662          |
| 7.71      | -45.75387        | -54.02386         | 8.11      | 38.99970         | 31.93171          |
| 7.72      | -49.88617        | -58.12802         | 8.12      | 37.83512         | 30.79976          |
| 7.73      | -54.68682        | -62.90046         | 8.13      | 36.75327         | 29.75069          |
| 7.74      | -60.33294        | -68.51828         | 8.14      | 35.74548         | 28.77584          |
| 7.75      | -67.07026        | -75.22725         | 8.15      | 34.80426         | 27.86771          |
| 7.76      | -75.25001        | -83.37856         | 8.16      | 33.92307         | 27.01980          |
| 7.77      | -85.39224        | -93.49226         | 8.17      | 33.09624         | 26.22639          |
| 7.78      | -98.30117        | -106.3726         | 8.18      | 32.31875         | 25.48251          |
| 7.79      | -115.2900        | -123.3327         | 8.19      | 31.58621         | 24.78373          |
| 7.80      | -138.6592        | -146.6731         | 8.20      | 30.89470         | 24.12617          |
| 7.81      | -172.8389        | -180.8240         | 8.21      | 30.24078         | 23.50637          |
| 7.82      | -227.5966        | -235.5527         | 8.22      | 29.62136         | 22.92125          |
| 7.83      | -329.5360        | -337.4631         | 8.23      | 29.03368         | 22.36805          |
| 7.84      | -585.8507        | -593.7487         | 8.24      | 28.47527         | 21.84431          |
| 7.85      | -2441.721        | -2449.590         | 8.25      | 27.94390         | 21.34779          |
| 7.86      | 1164.517         | 1156.678          | 8.26      | 27.43758         | 20.87651          |
| 7.87      | 476.4133         | 468.6034          | 8.27      | 26.95449         | 20.42865          |
| 7.88      | 301.8962         | 294.1158          | 8.28      | 26.49298         | 20.00258          |
| 7.89      | 222.2283         | 214.4776          | 8.29      | 26.05158         | 19.59680          |
| 7.90      | 176.6028         | 168.8818          | 8.30      | 25.62890         | 19.20995          |
| 7.91      | 147.0380         | 139.3469          | 8.31      | 25.22373         | 18.84081          |
| 7.92      | 126.3206         | 118.6594          | 8.32      | 24.83491         | 18.48824          |
| 7.93      | 110.9942         | 103.3631          | 8.33      | 24.46142         | 18.15119          |
| 7.94      | 99.19553         | 91.59465          | 8.34      | 24.10231         | 17.82874          |
| 7.95      | 89.83116         | 82.26059          | 8.35      | 23.75668         | 17.51999          |
| 7.96      | 82.21726         | 74.67712          | 8.36      | 23.42374         | 17.22414          |
| 7.97      | 75.90419         | 68.39459          | 8.37      | 23.10274         | 16.94046          |
| 7.98      | 70.58414         | 63.10522          | 8.38      | 22.79299         | 16.66825          |
| 7.99      | 66.03932         | 58.59120          | 8.39      | 22.49385         | 16.40688          |
| 8.00      | 62.11128         | 54.69409          | 8.40      | 22.20474         | 16.15576          |
| 8.01      | 58.68201         | 51.29587          | 8.41      | 21.92510         | 15.91436          |
| 8.02      | 55.66176         | 48.30681          | 8.42      | 21.65442         | 15.68215          |
| 8.03      | 52.98113         | 45.65750          | 8.43      | 21.39222         | 15.45867          |
| 8.04      | 50.58554         | 43.29337          | 8.44      | 21.13807         | 15.24347          |

TABLE 1 (cont'd)

| $\lambda$ | $K \frac{L}{EI}$ | $Kk \frac{L}{EI}$ | $\lambda$ | $K \frac{L}{EI}$ | $Kk \frac{L}{EI}$ |
|-----------|------------------|-------------------|-----------|------------------|-------------------|
| 8.45      | 20.89156         | 15.03616          | 8.85      | 14.57743         | 10.53909          |
| 8.46      | 20.65228         | 14.83634          | 8.86      | 14.46906         | 10.48372          |
| 8.47      | 20.41989         | 14.64366          | 8.87      | 14.36198         | 10.43009          |
| 8.48      | 20.19405         | 14.45778          | 8.88      | 14.25614         | 10.37815          |
| 8.49      | 19.97443         | 14.27839          | 8.89      | 14.15149         | 10.32786          |
| 8.50      | 19.76074         | 14.10520          | 8.90      | 14.04799         | 10.27920          |
| 8.51      | 19.55270         | 13.93792          | 8.91      | 13.94560         | 10.23211          |
| 8.52      | 19.35005         | 13.77631          | 8.92      | 13.84427         | 10.18657          |
| 8.53      | 19.15253         | 13.62011          | 8.93      | 13.74397         | 10.14255          |
| 8.54      | 18.95993         | 13.46909          | 8.94      | 13.64465         | 10.10000          |
| 8.55      | 18.77200         | 13.32305          | 8.95      | 13.54627         | 10.05890          |
| 8.56      | 18.58856         | 13.18177          | 8.96      | 13.44880         | 10.01922          |
| 8.57      | 18.40939         | 13.04506          | 8.97      | 13.35221         | 9.980935          |
| 8.58      | 18.23432         | 12.91275          | 8.98      | 13.25645         | 9.944014          |
| 8.59      | 18.06317         | 12.78465          | 8.99      | 13.16149         | 9.908430          |
| 8.60      | 17.89577         | 12.66061          | 9.00      | 13.06730         | 9.874161          |
| 8.61      | 17.73196         | 12.54048          | 9.01      | 12.97385         | 9.841183          |
| 8.62      | 17.57161         | 12.42410          | 9.02      | 12.88111         | 9.809472          |
| 8.63      | 17.41455         | 12.31135          | 9.03      | 12.78904         | 9.779007          |
| 8.64      | 17.26066         | 12.20208          | 9.04      | 12.69762         | 9.749769          |
| 8.65      | 17.10981         | 12.09618          | 9.05      | 12.60682         | 9.721736          |
| 8.66      | 16.96187         | 11.99352          | 9.06      | 12.51661         | 9.694890          |
| 8.67      | 16.81674         | 11.89401          | 9.07      | 12.42696         | 9.669213          |
| 8.68      | 16.67429         | 11.79752          | 9.08      | 12.33784         | 9.644688          |
| 8.69      | 16.53443         | 11.70396          | 9.09      | 12.24923         | 9.621299          |
| 8.70      | 16.39705         | 11.61323          | 9.10      | 12.16111         | 9.599029          |
| 8.71      | 16.26205         | 11.52525          | 9.11      | 12.07344         | 9.577865          |
| 8.72      | 16.12935         | 11.43992          | 9.12      | 11.98621         | 9.557793          |
| 8.73      | 15.99885         | 11.35716          | 9.13      | 11.89939         | 9.538798          |
| 8.74      | 15.87048         | 11.27689          | 9.14      | 11.81295         | 9.520868          |
| 8.75      | 15.74414         | 11.19903          | 9.15      | 11.72688         | 9.503991          |
| 8.76      | 15.61977         | 11.12353          | 9.16      | 11.64114         | 9.488156          |
| 8.77      | 15.49728         | 11.05029          | 9.17      | 11.55573         | 9.473353          |
| 8.78      | 15.37662         | 10.97927          | 9.18      | 11.47060         | 9.459570          |
| 8.79      | 15.25770         | 10.91040          | 9.19      | 11.38576         | 9.446799          |
| 8.80      | 15.14046         | 10.84361          | 9.20      | 11.30116         | 9.435030          |
| 8.81      | 15.02485         | 10.77886          | 9.21      | 11.21680         | 9.424256          |
| 8.82      | 14.91080         | 10.71608          | 9.22      | 11.13264         | 9.414468          |
| 8.83      | 14.79825         | 10.65523          | 9.23      | 11.04868         | 9.405660          |
| 8.84      | 14.68714         | 10.59625          | 9.24      | 10.96488         | 9.397824          |

TABLE 1 (cont'd)

| $\lambda$ | $K \frac{L}{EI}$ | $Kk \frac{L}{EI}$ | $\lambda$ | $K \frac{L}{EI}$ | $Kk \frac{L}{EI}$ |
|-----------|------------------|-------------------|-----------|------------------|-------------------|
| 9.25      | 10.88124         | 9.390955          | 9.65      | 7.438114         | 9.899006          |
| 9.26      | 10.79772         | 9.385047          | 9.66      | 7.343936         | 9.932536          |
| 9.27      | 10.71432         | 9.380095          | 9.67      | 7.249055         | 9.967223          |
| 9.28      | 10.63100         | 9.376094          | 9.68      | 7.153448         | 10.00308          |
| 9.29      | 10.54776         | 9.373041          | 9.69      | 7.057087         | 10.04013          |
| 9.30      | 10.46457         | 9.370931          | 9.70      | 6.959947         | 10.07839          |
| 9.31      | 10.38141         | 9.369761          | 9.71      | 6.861998         | 10.11787          |
| 9.32      | 10.29826         | 9.369530          | 9.72      | 6.763213         | 10.15861          |
| 9.33      | 10.21511         | 9.370235          | 9.73      | 6.663564         | 10.20060          |
| 9.34      | 10.13194         | 9.371874          | 9.74      | 6.563021         | 10.24389          |
| 9.35      | 10.04873         | 9.374445          | 9.75      | 6.461553         | 10.28849          |
| 9.36      | 9.965451         | 9.377950          | 9.76      | 6.359131         | 10.33442          |
| 9.37      | 9.882096         | 9.382386          | 9.77      | 6.255721         | 10.38171          |
| 9.38      | 9.798643         | 9.387754          | 9.78      | 6.151291         | 10.43038          |
| 9.39      | 9.715072         | 9.394056          | 9.79      | 6.045809         | 10.48046          |
| 9.40      | 9.631366         | 9.401292          | 9.80      | 5.939238         | 10.53198          |
| 9.41      | 9.547507         | 9.409463          | 9.81      | 5.831545         | 10.58496          |
| 9.42      | 9.463474         | 9.418573          | 9.82      | 5.722692         | 10.63944          |
| 9.43      | 9.379250         | 9.428623          | 9.83      | 5.612642         | 10.69544          |
| 9.44      | 9.294815         | 9.439616          | 9.84      | 5.501357         | 10.75299          |
| 9.45      | 9.210151         | 9.451556          | 9.85      | 5.388796         | 10.81214          |
| 9.46      | 9.125239         | 9.464447          | 9.86      | 5.274920         | 10.87291          |
| 9.47      | 9.040059         | 9.478294          | 9.87      | 5.159684         | 10.93534          |
| 9.48      | 8.954592         | 9.493101          | 9.88      | 5.043047         | 10.99947          |
| 9.49      | 8.868820         | 9.508873          | 9.89      | 4.924962         | 11.06533          |
| 9.50      | 8.782721         | 9.525618          | 9.90      | 4.805384         | 11.13297          |
| 9.51      | 8.696277         | 9.543340          | 9.91      | 4.684264         | 11.20243          |
| 9.52      | 8.609467         | 9.562048          | 9.92      | 4.561552         | 11.27375          |
| 9.53      | 8.522272         | 9.581747          | 9.93      | 4.437198         | 11.34697          |
| 9.54      | 8.434670         | 9.602448          | 9.94      | 4.311149         | 11.42216          |
| 9.55      | 8.346641         | 9.624157          | 9.95      | 4.183348         | 11.49935          |
| 9.56      | 8.258165         | 9.646884          | 9.96      | 4.053739         | 11.57859          |
| 9.57      | 8.169220         | 9.670638          | 9.97      | 3.922263         | 11.65994          |
| 9.58      | 8.079784         | 9.695431          | 9.98      | 3.788860         | 11.74346          |
| 9.59      | 7.989835         | 9.721271          | 9.99      | 3.653464         | 11.82921          |
| 9.60      | 7.899352         | 9.748172          | 10.00     | 3.516011         | 11.91723          |
| 9.61      | 7.808312         | 9.776143          | 10.01     | 3.376432         | 12.00761          |
| 9.62      | 7.716692         | 9.805199          | 10.02     | 3.234656         | 12.10040          |
| 9.63      | 7.624468         | 9.835352          | 10.03     | 3.090608         | 12.19568          |
| 9.64      | 7.531617         | 9.866616          | 10.04     | 2.944213         | 12.29350          |

TABLE 1 (cont'd)

| $\lambda$ | $K \frac{L}{EI}$ | $Kk \frac{L}{EI}$ |
|-----------|------------------|-------------------|
| 10.05     | 2.795390         | 12.39396          |
| 10.06     | 2.644055         | 12.49713          |
| 10.07     | 2.490123         | 12.60309          |
| 10.08     | 2.333502         | 12.71193          |
| 10.09     | 2.174099         | 12.82373          |
| 10.10     | 2.011816         | 12.93860          |
| 10.11     | 1.846549         | 13.05662          |
| 10.12     | 1.678192         | 13.17790          |
| 10.13     | 1.506632         | 13.30255          |
| 10.14     | 1.331752         | 13.43069          |

| $\lambda$ | $K \frac{L}{EI}$ | $Kk \frac{L}{EI}$ |
|-----------|------------------|-------------------|
| 10.15     | 1.153431         | 13.56242          |
| 10.16     | 0.9715397        | 13.69788          |
| 10.17     | 0.7859436        | 13.83719          |
| 10.18     | 0.5965024        | 13.98050          |
| 10.19     | 0.4030684        | 14.12793          |
| 10.20     | 0.2054871        | 14.27966          |
| 10.21     | 0.003595060      | 14.43583          |
| 10.22     | -0.2027782       | 14.59661          |

DISTRIBUTION LIST - PROJECT NR 064-183Administrative, Reference and Liaison Activities

|   |                   |  |         |
|---|-------------------|--|---------|
| Chief of Naval Research<br>Department of the Navy<br>Washington 25, D. C.<br>ATTN: Code 438<br>: Code 432                               | (2)<br>(1)        | Commanding Officer<br>Office of Naval Research<br>Branch Office<br>801 Donahue Street<br>San Francisco 24, California                      | (1)     |
| Director, Naval Research Laboratory<br>Washington 25, D. C.<br>ATTN: Tech. Info. Officer<br>: Technical Library<br>: Mechanics Division | (9)<br>(1)<br>(2) | Commanding Officer<br>Office of Naval Research<br>Branch Office<br>1030 Green Street<br>Pasadena, California                               | (1) (1) |
| Commanding Officer<br>Office of Naval Research<br>Branch Office<br>495 Summer Street<br>Boston 10, Massachusetts                        | (1)               | Contract Administrator, SE Area<br>Office of Naval Research<br>Department of the Navy<br>Washington 25, D. C.<br>ATTN: R. F. Lynch         | (1)     |
| Commanding Officer<br>Office of Naval Research<br>Branch Office<br>346 Broadway<br>New York City 13, New York                           | (1)               | Officer in Charge<br>Office of Naval Research<br>Branch Office, London<br>Navy No. 100<br>FPO, New York City, New York                     | (5)     |
| Office of Naval Research<br>The John Crerar Library Bldg.<br>Tenth Floor, 86 East Randolph St.<br>Chicago 1, Illinois                   | (2)               | Library of Congress<br>Washington 25, D. C.<br>ATTN: Navy Research Section   | (2)     |
| Commander<br>U.S. Naval Ordnance Test Station<br>Inyokern, China Lake, California<br>ATTN: Code 501                                     | (1)               | Commander<br>U. S. Naval Ordnance Test Station<br>Pasadena Annex<br>3202 East Foothill Blvd.<br>Pasadena 8, California<br>ATTN: Code P8087 | (1)     |
| Commander<br>U. S. Naval Proving Grounds<br>Dahlgren, Virginia  | (1)               |  |         |

Department of Defense  
Other Interested Government Activities  
GENERAL

|  |   |
|--|---|
| Research and Development Board<br>Department of Defense<br>Pentagon Building<br>Washington 25, D. C.<br>ATTN: Library (Code 3D-1075) (1) | Engineering Research and<br>Development Laboratory<br>Fort Belvoir, Virginia<br>ATTN: Structures Branch (1)                       |
| Armed Forces Special Weapons Project<br>P.O. Box 2610<br>Washington, D. C.<br>ATTN: Lt. Col. G. F. Blunda (1)                            | The Commanding General<br>Sandia Base, P.O. Box 5100<br>Albuquerque, New Mexico<br>ATTN: Col. Canterbury (1)                      |
| Joint Task Force 3<br>12 St. and Const. Ave., N.W. (Temp.U)<br>Washington 25, D. C.<br>ATTN: Major B. D. Jones (1)                       | Operation Research Officer<br>Department of the Army<br>Ft. Lesley J. McNair<br>Washington 25, D. C.<br>ATTN: Howard Brackney (1) |

ARMY

|  |  |
|--|--|
| Chief of Staff<br>Department of the Army<br>Research and Development Division<br>Washington 25, D. C.<br>ATTN: Chief of Res. and Dev. (1)  | Office of Chief of Ordnance<br>Research and Development Service<br>Department of the Army<br>The Pentagon<br>Washington 25, D. C.<br>ATTN: ORDTB (2) |
| Office of the Chief of Engineers<br>Assistant Chief for Public Works<br>Department of the Army<br>Bldg. T-7, Gravelly Point<br>Washington 25, D. C.<br>ATTN: Structural Branch<br>(R. L. Bloor) (1)  | Ballistic Research Laboratory<br>Aberdeen Proving Ground<br>Aberdeen, Maryland<br>ATTN: Dr. C. W. Lampson (1)  |
| Office of the Chief of Engineers<br>Asst. Chief for Military Const.<br>Department of the Army<br>Bldg. T-7, Gravelly Point<br>Washington 25, D. C.<br>ATTN: Structures Branch (1)<br>(H. F. Carey)<br>: Protective Construction<br>Branch (I. O. Thokley)) (1) | Commanding Officer<br>Watertown Arsenal<br>Watertown, Massachusetts<br>ATTN: Laboratory Division (1)   |
| Office of the Chief of Engineers<br>Asst. Chief for Military Operations<br>Department of the Army<br>Bldg. T-7, Gravelly Point<br>Washington 25, D. C.<br>ATTN: Structures Dev. Brch (W.F. Woollard) (1)   | Commanding Officer<br>Squier Signal Laboratory<br>Fort Monmouth, New Jersey<br>ATTN: Components and Materials<br>Branch (1)                          |

Other Interested Government ActivitiesNAVY

|   |   |
|---|---|
| Chief of Bureau of Ships<br>Navy Department<br>Washington 25, D. C.<br>ATTN: Director of Research (2)<br>: Code 449 (1)<br>: Code 430 (1)<br>: Code 421 (1) | Chief of Bureau of Aeronautics<br>Navy Department<br>Washington 25, D. C.<br>ATTN: TD-41, Technical Library (1)<br>: DE-22, C. W. Hurley (1)<br>: DE-23, E. M. Ryan (1) |
| Director<br>David Taylor Model Basin<br>Washington 7, D. C.<br>ATTN: Structural Mechanics<br>Division (2)   | Naval Air Experimental Station<br>Naval Air Material Center<br>Naval Base<br>Philadelphia 12, Pa.<br>ATTN: Head, Aeronautical Materials<br>Laboratory (1)               |
| Director<br>Naval Engr. Experiment Station<br>Annapolis, Maryland (1)   | Chief of Bureau of Yards and Docks<br>Navy Department<br>Washington 25, D. C.<br>ATTN: Code P-314 (1)<br>: Code C-313 (1)   |
| Director<br>Materials Laboratory<br>New York Naval Shipyard<br>Brooklyn 1, New York (1)   | Officer in Charge<br>Naval Civil Engr. Research and<br>Eval. Lab, Naval Station<br>Port Hueneme, California (1)   |
| Chief of Bureau of Ordnance<br>Navy Department<br>Washington 25, D. C.<br>ATTN: Ad-3, Technical Library (1)<br>: Rec., P. N. Girauard (1)                   | Superintendent<br>Post Graduate School<br>U. S. Naval Academy<br>Monterey, California (1)   |
| Superintendent<br>Naval Gun Factory<br>Washington 25, D. C. (1)   | <u>AIR FORCES</u><br>Commanding General<br>U. S. Air Forces<br>The Pentagon<br>Washington 25, D. C.<br>ATTN: Research and Development<br>Division (1)                   |
| Naval Ordnance Laboratory<br>White Oak, Maryland<br>RFD 1, Silver Spring, Maryland<br>ATTN: Mechanics Division (2)  | Commanding General<br>Air Material Command<br>Wright-Patterson Air Force Base<br>Dayton, Ohio<br>ATTN: MCREK-B (E. H. Schwartz) (2)                                     |
| Naval Ordnance Test Station<br>Inyokern, California<br>ATTN: Scientific Officer (1)   | Office of Air Research<br>Wright-Patterson Air Force Base<br>Dayton, Ohio<br>ATTN: Chief, Applied Mechanics<br>Group (1)  |
| Naval Ordnance Test Station<br>Underwater Ordnance Division<br>Pasadena, California<br>ATTN: Structures Division (1)<br>: Physics Division (1)              |   |

OTHER GOVERNMENT AGENCIES

|   |     |  |     |
|---|-----|--|-----|
| U. S. Atomic Energy Commission<br>Division of Research<br>Washington, D. C.                                       | (1) | National Advisory Committee for<br>Aeronautics<br>1724 F Street, N.W.<br>Washington, D. C.                                   | (1) |
| Argonne National Laboratory<br>P. O. Box 5207<br>Chicago 80, Illinois   | (1) | National Advisory Committee for<br>Aeronautics<br>Langley Field, Virginia<br>ATTN: Mr. E. Lundquist                          | (1) |
| Director,<br>National Bureau of Standards<br>Washington, D. C.<br>ATTN: Dr. W. H. Ramberg                         | (2) | National Advisory Committee for<br>Aeronautics<br>Cleveland Municipal Airport<br>Cleveland, Ohio<br>ATTN: J. H. Collins, Jr. | (1) |
| U. S. Coast Guard<br>1300 E Street, N.W.<br>Washington, D. C.<br>ATTN: Chief, Testing and<br>Development Division | (1) | U. S. Maritime Commission<br>Technical Bureau<br>Washington, D. C.<br>ATTN: Mr. V. Russo                                     | (1) |
| Forest Products Laboratory<br>Madison, Wisconsin<br>ATTN: L. J. Markwardt   | (1) |  |     |

CONTRACTORS AND OTHER INVESTIGATORS ACTIVELY ENGAGED IN RELATED RESEARCH

|  |     |   |     |
|--|-----|---|-----|
| Professor Jesse Ormendroyd<br>University of Michigan<br>Ann Arbor, Michigan  | (1) | Professor M. A. Sadowsky<br>Illinois Institute of Technology<br>Technology Center<br>Chicago 16, Illinois         | (1) |
| Dr. N. J. Hoff, Head<br>Department of Aeronautical<br>Engineering and Applied Mechanics<br>Polytechnic Institute of Brooklyn<br>99 Livingston Street<br>Brooklyn 2, New York | (1) | Dr. W. Osgood<br>Armour Research Institute<br>Technology Center<br>Chicago, Illinois                              | (1) |
| Dr. J. N. Goodier<br>School of Engineering<br>Stanford University<br>Stanford, California  | (1) | Professor R. L. Bisplinghoff<br>Massachusetts Inst. of Tech.<br>Cambridge 39, Massachusetts                       | (1) |
| Professor F. K. Teichmann<br>Department of Aeronautical Engr.<br>New York University<br>University Heights, Bronx<br>New York City, New York                                 | (1) | Professor B. Fried<br>Washington State College<br>Pullman, Washington   | (1) |
| Professor C. T. Wang<br>Department of Aeronautical Engr.<br>New York University<br>University Heights, Bronx<br>New York City, New York                                      | (1) | Professor E. Reissner<br>Department of Mathematics<br>Massachusetts Inst. of Tech.<br>Cambridge 39, Massachusetts | (1) |
|  |     | Dr. A. Phillips<br>School of Engineering<br>Stanford University<br>Stanford, California                           | (1) |



CONTRACTORS AND OTHER INVESTIGATORS ACTIVELY ENGAGED IN RELATED RESEARCH

|  |     |   |     |
|--|-----|---|-----|
| Professor E. Sternberg<br>Illinois Institute of Technology<br>Technology Center<br>Chicago 16, Illinois                                      | (1) | Professor L. S. Jacobsen<br>Stanford University<br>Stanford, California   | (1) |
| Dr. W. Prager<br>Grad. Div. Applied Mathematics<br>Brown University<br>Providence, Rhode Island  | (1) | Professor A. C. Eringen<br>Illinois Institute of Technology<br>Technology Center<br>Chicago 16, Illinois  | (1) |
| Dr. W. H. Hoppmann<br>Department of Applied Mechanics<br>Johns Hopkins University<br>Baltimore, Maryland                                     | (1) | Professor B. J. Lazan<br>Engineering Experiment Station<br>University of Minnesota<br>Minneapolis 14, Minnesota   | (1) |
| Professor W. K. Krefeld<br>College of Engineering<br>Columbia University<br>New York City, New York  | (1) | Professor Paul Lieber<br>Dept. of Aeronautical Engineering<br>and Applied Mechanics<br>Polytechnic Inst. of Brooklyn<br>85 Livingston Street<br>Brooklyn 2, New York  | (1) |
| Professor R. M. Hermes<br>University of Santa Clara<br>Santa Clara, California   | (1) | Professor Vito Salerno<br>Dept. of Aeronautical Engineering<br>and Applied Mechanics<br>Polytechnic Inst. of Brooklyn<br>85 Livingston Street<br>Brooklyn 2, New York | (1) |
| Dr. R. P. Petersen<br>Director, Applied Physics Div.<br>Sandia Laboratory<br>Albuquerque, New Mexico   | (1) | Professor George Lee<br>U.S. Naval Post Graduate School<br>Annapolis, Maryland  | (1) |
| Dr. R. J. Hansen<br>Massachusetts Inst. of Technology<br>Cambridge 39, Massachusetts   | (1) | Professor Lloyd Donnell<br>Department of Mechanics<br>Illinois Institute of Technology<br>Technology Center<br>Chicago 16, Illinois                                   | (1) |
| Dr. Francis H. Clauser<br>Chairman, Dept. of Aeronautics<br>The Johns Hopkins University<br>School of Engineering<br>Baltimore, 18, Maryland | (1) | Professor Lynn Beedle<br>Fritz Engineering Laboratory<br>Lehigh University<br>Bethlehem, Pennsylvania   | (1) |
| Dr. G. E. Uhlenbeck<br>Engineering Research Institute<br>University of Michigan<br>Ann Arbor, Michigan                                       | (1) | Dr. Bruce Johnston<br>301 West Engineering Bldg.<br>University of Michigan<br>Ann Arbor, Michigan   | (1) |
| Dr. Walter Bleakney<br>Department of Physics<br>Princeton University<br>Princeton, New Jersey  | (1) |   |     |

Library, Engineering Foundation  
29 West 39th Street  
New York City, New York

(1)

Dr. C. B. Smith  
Department of Mathematics  
Walker Hall, University of Florida  
Gainesville, Florida

(1)

Professor N. M. Newmark  
Department of Civil Engineering  
University of Illinois  
Urbana, Illinois

(2)

Dean R. E. Johnson  
Graduate College  
University of Illinois  
Urbana, Illinois

(1)

Dean W. L. Everitt  
College of Engineering  
University of Illinois  
Urbana, Illinois

(1)

Professor W. C. Huntington, Head  
Department of Civil Engineering  
University of Illinois  
Urbana, Illinois

(1)

Professor T. J. Dolan  
Dept. of Theoretical and Applied  
Mechanics  
University of Illinois  
Urbana, Illinois

(2)

Professor A. E. Green  
Kings College  
Newcastle on Tyne, 1  
England

(1)

TASK VI PROJECT - C. E. RESEARCH STAFF

W. H. Munse

Dr. L. Fox  
Mathematics Division  
National Physical Laboratory  
Teddington, Middlesex  
England

(1)

G. K. Sinnamon

Professor W. J. Duncan, Head  
Dept. of Aerodynamics  
College of Aeronautics  
Cranfield, Bletchley  
Bucks, England

(1)

R. J. Mosborg

H. C. Roberts

W. J. Austin

Professor R. V. Southwell  
Imperial College of Science  
and Technology  
Prince Consort Road  
South Kensington  
London S.W. 7, England

(1)

L. E. Goodman

C. P. Siess

Research Assistants

(10)

Files

(5)

Reserve

(20)