



Combining spectral and POD modes to improve error estimation of numerical model reduction for porous media

Downloaded from: <https://research.chalmers.se>, 2021-12-11 21:26 UTC

Citation for the original published paper (version of record):

Ekre, F., Larsson, F., Runesson, K. et al (2021)

Combining spectral and POD modes to improve error estimation of numerical model reduction for porous media

Computational Mechanics, In Press

<http://dx.doi.org/10.1007/s00466-021-02113-2>

N.B. When citing this work, cite the original published paper.



Combining spectral and POD modes to improve error estimation of numerical model reduction for porous media

Fredrik Ekre¹ · Fredrik Larsson¹ · Kenneth Runesson¹ · Ralf Jänicke¹

Received: 14 January 2021 / Accepted: 20 October 2021
© The Author(s) 2021

Abstract

Numerical model reduction (NMR) is used to solve the microscale problem that arises from computational homogenization of a model problem of porous media with displacement and pressure as unknown fields. The reduction technique and an associated error estimator for the NMR error have been presented in prior work, where both spectral decomposition (SD) and proper orthogonal decomposition (POD) were used to construct the reduced basis. It was shown that the POD basis performs better w.r.t. minimizing the residual, but the SD basis has some advantageous properties for the estimator. Since it is the estimated error that will govern the error control, the most efficient procedure is the one that results in the lowest error bound. The main contribution of this paper is further development of the previous work with a proposed *combined basis* constructed using both SD and POD modes together with an adaptive mode selection strategy. The performance of the combined basis is compared to (i) the pure SD basis and (ii) the pure POD basis via numerical examples. The examples show that it is possible to find a combination of SD/POD modes which is improved, i.e. it yields a smaller estimate, compared to the cases of pure SD or pure POD.

Keywords Computational homogenization · Error control · Model reduction

1 Introduction

Multiscale modeling with computational homogenization is a well-known approach for material modeling. The main advantage over direct numerical simulation (DNS) is reduced computational cost. One standard method for multiscale modeling is the finite element squared (FE²) procedure, where subscale computations are carried out on representative volume elements (RVE) in each point of the macroscale domain¹ in a nested iteration scheme. Even though there are benefits with FE² over DNS, the FE² scheme is still very computationally demanding for practical problems, especially for fine macroscale meshes in three dimensions, where the number of RVE problems rapidly increases with mesh density. It is therefore of interest to reduce the computational cost of solving the individual RVE problems.

¹ In practice one RVE solution per macroscale quadrature point in a finite element setting.

✉ Fredrik Ekre
fredrik.ekre@chalmers.se

¹ Department of Industrial and Materials Science, Chalmers University of Technology, 41296 Gothenburg, Sweden

A number of numerical model reduction² (NMR) methods have been proposed for reducing the solution space of a discrete RVE problem. We highlight, in particular, methods based on superposition of “modes” that are characteristic to the solution field. Waseem et al. [1] and Aggestam et al. [2] presented reduced models for computational homogenization of linear transient heat flow based on spectral decomposition (SD). In the context of small strain (visco)plasticity various attempts have been made to approximate the inelastic strains with “inelastic modes”. One example is the “eigendeformation-based-reduced-order homogenization” technique introduced by Fish and coworkers [3,4], which relies on transformation field analysis (TFA), originally proposed by Dvorak and Benveniste [5]. Michel and Suquet [6,7] proposed a similar approach coined nonuniform transformation field analysis (NTFA). Fritzen et al. [8–11] exploited NTFA combined with proper orthogonal decomposition (POD) for visco-elasticity and a class of stan-

² The terms reduced order modeling (ROM) and model order reduction (MOR) are also used frequently in literature. We have chosen to use the term numerical model reduction (NMR) to emphasize that we are using numerical methods to reduce the numerical problem, rather than tampering with the underlying model.

dard dissipative materials. Jänicke et al. [12,13] applied this approach to poroelasticity, where the pore pressure plays a role similar to inelastic strains in the NTFA framework. As a consequence of the reduced model, the macroscale problem reduces to a single-phase continuum, and the “mode coefficients” can be interpreted as internal variables.

Naturally the use of a reduced basis results in an additional source of error which is of interest to control and quantify. Several different error estimators have been developed, for different model reduction techniques, in the context of multi-scale modeling. Methods for estimating the error from POD type reduction techniques have been presented by Abdulle et al. [14,15] for heterogeneous multiscale methods and by Boyaval [16] for numerical homogenization. Ohlberger and Schindler developed a method for estimating the error for localized reduced basis multiscale methods. Error estimation based on the constitutive relation error have been proposed by Kerfriden et al. [17] and Chamoin and Legoll [18]. Aggestam et al. [2] presented an estimator, with guaranteed bounds for the NMR error, for the SD-reduced RVE problem pertaining to transient linear heat flow. The estimator is based on an auxiliary symmetric form of the original problem, cf. Pares et al. [19–21] who presented this strategy for estimation of discretization errors, and fully computable bounds on the NMR error were derived based on the discrete residual, cf. e.g. Jakobsson et al. [22]. The estimator was derived for (i) an energy norm and (ii) for arbitrary user-defined quantities of interest in a procedure inspired by Oden and Prudhomme [23]. The estimator presented in [2] was generalized for a POD basis in the context of poroelasticity by Ekre et al. [24] where it was shown that the POD basis outperforms the SD basis when it comes to minimizing the residual (and hence the residual-based estimator), but the SD basis behaves better in that it does not overestimate the error as much.

For the NMR estimator in Aggestam et al. [2] and Ekre et al. [24] the fully resolved finite element solution is considered exact, i.e., the estimator only quantifies the error stemming from the use of a reduced base and “ignores” discretization errors. Naturally an estimator which quantifies these errors as well would be desirable, however, there are cases where the point of departure is already a fine mesh; it might for example be obtained from detailed voxel data or be required to capture complex microstructural features. In addition, many of the necessary quantities can be precomputed in an “offline” stage where one can afford a fine mesh without having to tackle the increased cost of integration, as one would have to do for e.g. a non-linear problem.

This paper is a continuation of the work presented in [12,24]. In particular, we consider NMR for a continuum mechanics model of porous media, cf. Jänicke et al. [12], and an associated error estimator, cf. Ekre et al. [24]. The main contribution is a proposed *combined basis* with the inten-

tion of combining the “residual minimizing” property of the POD basis with the “estimator improving” property of the SD basis, and in particular investigate whether it is possible to find an improved composition. In terms of error control, the solution will be accepted as sufficiently accurate when the *estimated* error is below the prescribed tolerance. Hence, at least when considering guaranteed bounds of the error, the most efficient sequence of approximations is the one that has the best convergence in terms of the estimated bound on the error. In other words, the procedure that generates the lowest (exact) error is not necessarily the most practical one if the estimated error (that has to be used for the pertinent error control) is large.

Throughout this paper, regular font is used to denote scalars (e.g. α), bold italic font is used to denote first and second order tensors (e.g. \mathbf{u} , $\boldsymbol{\varepsilon}$), and bold font to denote fourth order tensors (e.g. \mathbf{E}). The scalar product (single contraction) is denoted with ‘ \cdot ’, double contraction is denoted with ‘ $:$ ’ and the outer product is denoted with ‘ \otimes ’. For first order tensors \mathbf{a} , \mathbf{b} , second order tensor \mathbf{A} and fourth order tensor \mathbf{B} , we thus have

$$\mathbf{a} \cdot \mathbf{b} = a_i b_i, \quad (1a)$$

$$(\mathbf{A} \cdot \mathbf{b})_i = A_{ij} b_j, \quad (1b)$$

$$(\mathbf{B} : \mathbf{A})_{ij} = B_{ijkl} A_{kl}, \quad (1c)$$

$$(\mathbf{a} \otimes \mathbf{b})_{ij} = a_i b_j, \quad (1d)$$

for Cartesian components, where repeated indices are summed over (Einstein summation convention). A superposed dot is used for time derivatives (e.g. $\dot{u} = \frac{du}{dt}$). Volume averaging of a field \bullet is denoted as

$$\langle \bullet \rangle_{\square} := \frac{1}{|\Omega_{\square}|} \int_{\Omega_{\square}} \bullet \, d\Omega, \quad (2)$$

where Ω_{\square} is the domain occupied by an RVE, and $|\Omega_{\square}|$ the corresponding volume.

The remainder of this paper is outlined as follows: Sect. 2 introduces computational homogenization for the model problem of porous media. Section 3 introduces numerical model reduction (NMR) and describes how it is applied to the microscale (RVE) problem(s). Section 4 discusses how the error in the reduced solution can be estimated in terms of (i) an energy norm and (ii) user-defined quantities of interest. Section 5 presents numerical results for two example problems, which verify the error estimates, and Sect. 6 summarizes and concludes the paper.

2 Two-scale analysis based on computational homogenization

2.1 The model problem: strong format of linear-elastic porous media

As a model problem we consider a continuum mechanics description of a linear poroelastic medium, where the pores are filled with a viscous fluid. We base our model on Jänicke et al. [12] which adapts Biot–Willis equations for linear consolidation [25,26], with displacement $\mathbf{u} = \mathbf{u}(\mathbf{x}, t)$ and pressure $p = p(\mathbf{x}, t)$ as the primary fields satisfying

$$-\boldsymbol{\sigma}(\mathbf{u}, p) \cdot \nabla = \mathbf{0} \quad \forall \mathbf{x} \in \Omega \times (0, T], \tag{3a}$$

$$\dot{\Phi}(\mathbf{u}, p) + \nabla \cdot \mathbf{w}(p) = 0 \quad \forall \mathbf{x} \in \Omega \times (0, T], \tag{3b}$$

where $\boldsymbol{\sigma}$ is the Cauchy stress tensor, Φ the fluid storage function and \mathbf{w} the seepage velocity. The two fields are subjected to standard boundary conditions on the Dirichlet ($\Gamma_D^{(u/p)}$) and Neumann ($\Gamma_N^{(u/p)}$) parts of the boundary, respectively

$$\mathbf{u} = \mathbf{u}^{\text{pres}} \quad \text{on } \Gamma_D^{(u)} \times (0, T], \tag{4a}$$

$$\mathbf{t} := \boldsymbol{\sigma} \cdot \mathbf{n} = \mathbf{t}^{\text{pres}} \quad \text{on } \Gamma_N^{(u)} \times (0, T], \tag{4b}$$

$$p = p^{\text{pres}} \quad \text{on } \Gamma_D^{(p)} \times (0, T], \tag{4c}$$

$$h := \mathbf{w} \cdot \mathbf{n} = h^{\text{pres}} \quad \text{on } \Gamma_N^{(p)} \times (0, T]. \tag{4d}$$

For simplicity we will consider linear constitutive relations for the stress, fluid storage and fluid flux. The stress is given by

$$\boldsymbol{\sigma} = \mathbf{E} : \boldsymbol{\varepsilon}[\mathbf{u}] - \alpha p \mathbf{I}, \tag{5}$$

where \mathbf{E} is the constant elastic stiffness tensor, $\boldsymbol{\varepsilon}[\mathbf{u}] = [\mathbf{u} \otimes \nabla]^s$ is the linear kinematics symmetric strain tensor and α is the so-called Biot’s coefficient. The storage function and seepage velocity for the liquid phase are given by

$$\Phi = \phi + \alpha \nabla \cdot \mathbf{u} + \beta p, \tag{6a}$$

$$\mathbf{w} = -\mathbf{K} \cdot \nabla p, \tag{6b}$$

where ϕ is the (initial) porosity, $\mathbf{K} = k \mathbf{I}$ is the permeability tensor with isotropic permeability k , and β is the effective compressibility parameter of the fluid-filled pore space. α and β are defined in terms of the bulk moduli of the fluid, K^f , and the solid, K^s , phase as follows:

$$\alpha = 1 - \frac{K}{K^s}, \tag{7a}$$

$$\beta = \frac{\phi}{K^f} + \frac{\alpha - \phi}{K^s}. \tag{7b}$$

Finally we need an initial condition for Φ , viz.

$$\Phi|_{t=0} = \Phi_0 = \phi + \alpha \nabla \cdot \mathbf{u}_0 + \beta p_0. \tag{8}$$

2.2 First order selective homogenization in the spatial domain

In order to derive the pertinent two-scale formulation we follow the standard procedure of computational homogenization, see e.g. Larsson et al. [27]. For brevity we summarize the steps here and refer to Ekre et al. [24] for details. To obtain the macro/microscale equations from the strong form we:

- define the weak space–time format of Eq. (3);
- homogenize the spatial integrals by introducing running averages over RVEs, located at macroscale points $\bar{\mathbf{x}}$;
- introduce scale separation and first order selective homogenization³, e.g.,

$$\mathbf{u}(\bar{\mathbf{x}}; \mathbf{x}, t) = \underbrace{\bar{\mathbf{u}}(\bar{\mathbf{x}}, t) + \bar{\boldsymbol{\varepsilon}}(\bar{\mathbf{x}}, t) \cdot [\mathbf{x} - \bar{\mathbf{x}}]}_{=: \mathbf{u}^M(\bar{\mathbf{x}}; \mathbf{x}, t)} + \mathbf{u}^\mu(\bar{\mathbf{x}}; \mathbf{x}, t), \tag{9a}$$

$$p(\bar{\mathbf{x}}; \mathbf{x}, t) = p^\mu(\bar{\mathbf{x}}; \mathbf{x}, t); \tag{9b}$$

where $\bar{\mathbf{u}}$ is the macroscopic displacement field, and where \mathbf{u}^μ and p^μ are the microscopic (fluctuation) displacement and pressure fields, respectively;

- derive the macroscale problem by adopting the pertinent macroscale testfunction v^M ($v^M = 0$);
- derive the microscale problem by adopting the pertinent microscale testfunction v^μ ($v^\mu = 0$), one for each RVE.

2.2.1 The macroscale (homogenized) problem

The resulting macroscale problem reads; Find $\bar{\mathbf{u}} \in \bar{\mathcal{U}}$ such that

$$\int_I \int_\Omega \boldsymbol{\varepsilon}[\bar{\mathbf{v}}] : \bar{\boldsymbol{\sigma}}(\bar{\mathbf{u}}, \mathbf{u}^\mu) \, d\Omega \, dt = \int_I \int_{\Gamma_N} \bar{\mathbf{v}} \cdot \mathbf{t}^{\text{pres}} \, d\Gamma \, dt \quad \forall \bar{\mathbf{v}} \in \bar{\mathcal{V}}, \tag{10}$$

where $\bar{\mathcal{U}}$ and $\bar{\mathcal{V}}$ are the ansatz and test spaces for the macroscale problem. We omit the exact definitions of these spaces, since we henceforth in this paper focus solely on the local microscale RVE-problem. The homogenized stress $\bar{\boldsymbol{\sigma}}$ is defined as

$$\bar{\boldsymbol{\sigma}}\{\boldsymbol{\varepsilon}[\bar{\mathbf{u}}]\} := \langle \boldsymbol{\sigma} \rangle_\square, \tag{11}$$

³ The selective homogenization applied here, where the pressure is represented only as a fluctuation field, results in an undrained RVE and mass conservation.

where $\bar{\sigma}\{\bar{\epsilon}\}$ is implicit due to the history dependence.

2.2.2 The microscale (RVE) problem

In this paper we are concerned only with the solution to the RVE-problem, and thus consider the situation where \mathbf{u}^M from (9a) is known, i.e. $\bar{\mathbf{u}}(t)$ and $\bar{\boldsymbol{\epsilon}}(t)$ are known functions in time (for the given RVE in question). The resulting microscale problem then reads; Find $(\mathbf{u}^\mu, p) \in \mathcal{U}_\square^\mu \times \mathcal{P}_\square$ that solve

$$A_\square^{(u)}(\mathbf{u}^\mu, p; \mathbf{v}^\mu) = L_\square^{(u)}(\mathbf{v}^\mu) \quad \forall \mathbf{v}^\mu \in \mathcal{V}_\square^\mu, \quad (12a)$$

$$A_\square^{(p)}(\mathbf{u}^\mu, p; q) = L_\square^{(p)}(q) \quad \forall q \in \mathcal{Q}_\square, \quad (12b)$$

where we introduced the RVE space–time variational forms

$$A_\square^{(u)}(\mathbf{v}, q; \mathbf{w}) := \int_I [\mathbf{a}_\square^{(u)}(\mathbf{v}, \mathbf{w}) - \mathbf{b}_\square(q, \mathbf{w})] dt, \quad (13a)$$

$$L_\square^{(u)}(\mathbf{w}) := \int_I \mathbf{a}_\square^{(u)}(-\mathbf{u}^M, \mathbf{w}) dt, \quad (13b)$$

$$A_\square^{(p)}(\mathbf{v}, q; r) := \int_I [\mathbf{m}_\square(\dot{q}, r) + \mathbf{a}_\square^{(p)}(q, r) + \mathbf{b}_\square(r, \dot{\mathbf{v}})] dt + [\mathbf{m}_\square(q, r) + \mathbf{b}_\square(r, \mathbf{v})] \Big|_{t=0}, \quad (13c)$$

$$L_\square^{(p)}(r) := \int_I \mathbf{b}_\square(r, -\dot{\mathbf{u}}^M) dt + [\mathbf{m}_\square(p_0, r) + \mathbf{b}_\square(r, \mathbf{u}_0 - \mathbf{u}^M)] \Big|_{t=0}, \quad (13d)$$

and the space variational forms representing the running averages over each RVE

$$\mathbf{a}_\square^{(u)}(\mathbf{v}, \mathbf{w}) := \langle \boldsymbol{\epsilon}[\mathbf{w}] : \mathbf{E} : \boldsymbol{\epsilon}[\mathbf{v}] \rangle_\square, \quad (14a)$$

$$\mathbf{b}_\square(q, \mathbf{v}) := \langle \nabla \cdot \mathbf{v} \alpha q \rangle_\square, \quad (14b)$$

$$\mathbf{m}_\square(q, r) := \langle r \beta q \rangle_\square, \quad (14c)$$

$$\mathbf{a}_\square^{(p)}(q, r) := \langle \nabla r \cdot \mathbf{K} \cdot \nabla q \rangle_\square. \quad (14d)$$

Remark For later use we also introduce two norms based on \mathbf{m}_\square and $\mathbf{a}_\square^{(p)}$, respectively:

$$\|q\|_m := \sqrt{\mathbf{m}_\square(q, q)}, \quad \|q\|_a := \sqrt{\mathbf{a}_\square^{(p)}(q, q)}. \quad (15)$$

□

We adopt Dirichlet boundary conditions, for both \mathbf{u}^μ and p , and the spaces of spatial functions for the RVE problem are consequently defined as

$$\mathbb{U}_\square^0 := \{\mathbf{v} \in \mathbb{U}_{\square, h} : \mathbf{v} = \mathbf{0} \text{ on } \Gamma_\square\}, \quad (16a)$$

$$\mathbb{P}_\square := \{q \in \mathbb{P}_{\square, h} : q = 0 \text{ on } \Gamma_\square\}, \quad (16b)$$

where $\mathbb{U}_{\square, h}$ and $\mathbb{P}_{\square, h}$ are the (spatially) FE-discretized function spaces. We thus consider the fluctuation of \mathbf{u} and the pore pressure itself to vanish on the boundary. The Bochner trial and test spaces⁴ in (12) can be expressed as

$$\mathcal{U}_\square^\mu := H^1(I; \mathbb{U}_\square^0), \quad (17a)$$

$$\mathcal{V}_\square^\mu := L_2(I; \mathbb{U}_\square^0), \quad (17b)$$

$$\mathcal{P}_\square := H^1(I; \mathbb{P}_\square), \quad (17c)$$

$$\mathcal{Q}_\square := \{q(x, t) : q|_{t=0} \in \mathbb{P}_\square, q|_I \in L_2(I; \mathbb{P}_\square)\}. \quad (17d)$$

3 Numerical model reduction

3.1 Preliminaries

As a preliminary step we follow [24] and utilize the time-invariance of Eq. (12a) to introduce an implicit reduction of the displacement fluctuation \mathbf{u}^μ . For any $t \in I$ we define

$$\mathbf{u}^\mu(t) = \mathbf{u}_{\bar{\boldsymbol{\epsilon}}}^\mu(t) + \mathbf{u}_p^\mu\{p(t)\}, \quad (18)$$

where $\mathbf{u}_{\bar{\boldsymbol{\epsilon}}}^\mu(t) \in \mathbb{U}_\square^0$, and the implicit function \mathbf{u}_p^μ , are defined such that they fulfill (12a). With the decomposition in (18) we thus consider the following decomposition of \mathbf{u} within each RVE:

$$\mathbf{u} = \mathbf{u}^M + \mathbf{u}^\mu = \underbrace{\mathbf{u}^M + \mathbf{u}_{\bar{\boldsymbol{\epsilon}}}^\mu}_{=: \mathbf{u}_{\bar{\boldsymbol{\epsilon}}}} + \mathbf{u}_p^\mu = \mathbf{u}_{\bar{\boldsymbol{\epsilon}}} + \mathbf{u}_p^\mu. \quad (19)$$

Finally we formulate a condensed version of the original problem in (12); Find $p \in \mathcal{P}_\square$ such that

$$A_\square(p, q) = L_\square(q) \quad \forall q \in \mathcal{Q}_\square, \quad (20)$$

where we defined

$$A_\square(q, r) := \int_I [\mathbf{m}_\square(\dot{q}, r) + \mathbf{a}_\square^{(p)}(q, r) + \mathbf{b}_\square(r, \mathbf{u}_p^\mu\{\dot{q}\})] dt + [\mathbf{m}_\square(q, r) + \mathbf{b}_\square(r, \mathbf{u}_p^\mu\{q\})] \Big|_{t=0}, \quad (21a)$$

$$L_\square(q) := \int_I \mathbf{b}_\square(q, -\dot{\mathbf{u}}_{\bar{\boldsymbol{\epsilon}}}) dt + [\mathbf{m}_\square(p_0, q) + \mathbf{b}_\square(q, \mathbf{u}_0 - \mathbf{u}_{\bar{\boldsymbol{\epsilon}}})] \Big|_{t=0}. \quad (21b)$$

Equation (20) is the starting point for the numerical model reduction and the error estimation.

⁴ We refer to Ekre et al. [24] for the detailed definitions of these spaces.

3.2 NMR-ansatz

We now introduce numerical model reduction (NMR) with the goal of reducing the computational effort of solving each RVE problem (20). To this end we construct a reduced spatial basis for the pressure, and define $p_R(\mathbf{x}, t)$ as the approximation of $p(\mathbf{x}, t)$. For the approximation we use N_R modes as follows

$$p(\mathbf{x}, t) \approx p_R(\mathbf{x}, t) = \sum_{a=1}^{N_R} p_a(\mathbf{x})\xi_a(t) \in \mathcal{P}_{\square, R} := H^1(I; \mathbb{P}_{\square, R}), \quad (22)$$

where $\{p_a\}_{a=1}^{N_R}$ is a set of linearly independent basis functions that span the reduced RVE space

$$\mathbb{P}_{\square, R} := \text{span}\{p_a\}_{a=1}^{N_R} \subset \mathbb{P}_{\square}, \quad (23)$$

and where ξ_a are mode ‘‘activity coefficients’’. In previous work by the authors [24] the spatial modes have been identified using (i) spectral decomposition (SD) and (ii) proper orthogonal decomposition (POD). In this paper we propose to combine SD modes and POD modes in an attempt to minimize the error bound. We therefore define N_R^{SD} and N_R^{POD} as the number of SD modes and POD modes, respectively, and expand the approximation (22) in terms of these different modes

$$p_R(\mathbf{x}, t) = \sum_{a=1}^{N_R^{\text{SD}}} p_a^{\text{SD}}(\mathbf{x})\xi_a^{\text{SD}}(t) + \sum_{a=1}^{N_R^{\text{POD}}} p_a^{\text{POD}}(\mathbf{x})\xi_a^{\text{POD}}(t) \in \mathcal{P}_{\square, R}, \quad (24)$$

where $\{p_a^{\text{SD}}\}_{a=1}^{N_R^{\text{SD}}}$ is the set of SD modes, where $\{p_a^{\text{POD}}\}_{a=1}^{N_R^{\text{POD}}}$ is the set of POD modes, and where ξ_a^{SD} and ξ_a^{POD} are the corresponding mode activity coefficients. We adopt the following enumeration of the modes

$$\{p_1, p_2, \dots, p_{N_R}\} = \left\{ p_1^{\text{SD}}, p_2^{\text{SD}}, \dots, p_{N_R^{\text{SD}}}^{\text{SD}}, p_1^{\text{POD}}, p_2^{\text{POD}}, \dots, p_{N_R^{\text{POD}}}^{\text{POD}} \right\}, \quad (25)$$

and similarly for the mode activity coefficients

$$\{\xi_1, \xi_2, \dots, \xi_{N_R}\} = \left\{ \xi_1^{\text{SD}}, \xi_2^{\text{SD}}, \dots, \xi_{N_R^{\text{SD}}}^{\text{SD}}, \xi_1^{\text{POD}}, \xi_2^{\text{POD}}, \dots, \xi_{N_R^{\text{POD}}}^{\text{POD}} \right\}, \quad (26)$$

and henceforth use the compact notation from Eq. (22) when differentiation between SD modes and POD modes is not

necessary. SD modes are obtained from Eq. 12b (by ignoring the coupling). POD modes are obtained by performing representative, fully resolved, training simulations to collect pressure snapshots which then are used as the basis for the POD procedure. For the details of the mode identification we refer to Ekre et al. [24].

Remark We note that all p_a^{SD} are linearly independent, and that all p_a^{POD} are linearly independent, by construction. However, this does not guarantee that a combination of basis is linearly independent and, thus, it is important to ensure this property in the combining procedure. Alternatively it would be possible make orthogonalization part of the basis construction procedure using, e.g., Gram–Schmidt orthogonalization. \square

We utilize linearity of the sensitivity $\mathbf{u}_p^\mu\{\bullet\}$ introduced in (18) and express

$$\mathbf{u}_{p, R}^\mu(\mathbf{x}, t) = \sum_{a=1}^{N_R} \mathbf{u}_a^\mu \xi_a(t) = \sum_{a=1}^{N_R^{\text{SD}}} \mathbf{u}_a^{\mu, \text{SD}} \xi_a^{\text{SD}}(t) + \sum_{a=1}^{N_R^{\text{POD}}} \mathbf{u}_a^{\mu, \text{POD}} \xi_a^{\text{POD}}(t), \quad (27)$$

where each displacement mode is solved from each corresponding pressure mode under the constraints of (12a): Find $\mathbf{u}_a^\mu \in \mathbb{U}_{\square}$ such that

$$\mathbf{a}_{\square}^{(u)}(\mathbf{u}_a^\mu, \delta \mathbf{u}^\mu) = \mathbf{b}_{\square}(p_a, \delta \mathbf{u}^\mu) \quad \forall \delta \mathbf{u}^\mu \in \mathbb{U}_{\square}^0 \\ a = 1, 2, \dots, N_R, \quad (28)$$

i.e., one stationary, linear, problem to solve for each mode p_a .

3.3 Explicit form of the reduced subscale problem

With the approximations from the previous section we can, following the procedure in Jänicke et al. [12], define the reduced equivalent of (12): Find $p_R \in \mathcal{P}_{\square, R}$ such that

$$A_{\square}(p_R, q_R) = L_{\square}(q_R) \quad \forall q_R \in \mathcal{Q}_{\square, R}, \quad (29)$$

where $\mathcal{Q}_{\square, R}$ follows from (17d), with \mathbb{P}_{\square} replaced by $\mathbb{P}_{\square, R}$. Hence, we can expand the test function q using the spatial pressure modes, i.e. $q_R = \sum_{a=1}^{N_R} p_a \eta_a$, and express (29) explicitly as the problem of finding the mode coefficients $\xi_a(t) \in H^1(I)$, $a = 1, 2, \dots, N_R$. The RVE problem is now reduced to a semi-discrete system of size N_R

$$\underline{M} \dot{\underline{\xi}} + \underline{K} \underline{\xi} = \underline{f}, \quad (30a)$$

$$\underline{M} \underline{\xi}^0 = \underline{f}^0, \quad (30b)$$

where

$$(\underline{M})_{ab} = \mathfrak{m}_{\square}(p_b, p_a) + \mathfrak{b}_{\square}(p_a, \mathbf{u}_b^{\mu}), \quad (31a)$$

$$(\underline{K})_{ab} = \mathfrak{a}_{\square}^{(p)}(p_b, p_a), \quad (31b)$$

$$\begin{aligned} (\underline{f})_a &= \mathfrak{b}_{\square}(p_a, -\dot{\mathbf{u}}_{\bar{\mathbf{e}}}) \\ &= \left[\sum_{ij}^{n_{\text{dim}}} \mathfrak{b}_{\square}(p_a, -\mathbf{e}_i \otimes \mathbf{e}_j \cdot [\mathbf{x} - \bar{\mathbf{x}}] - \hat{\mathbf{u}}_{\bar{\mathbf{e}}}^{(i,j)} \mathbf{e}_i \otimes \mathbf{e}_j) : \dot{\bar{\mathbf{e}}} \right] \end{aligned} \quad (31c)$$

$$(\underline{f}^0)_a = \left[\mathfrak{m}_{\square}(p_0, p_a) + \mathfrak{b}_{\square}(p_a, \mathbf{u}_0 - \mathbf{u}_{\bar{\mathbf{e}}}) \right] \Big|_{t=0}. \quad (31d)$$

4 Goal oriented error estimation for the NMR error

4.1 Preliminaries

Using a reduced basis for the solution obviously results in an approximate result, since $p_R \neq p$. In this section, we will present a method for assessing the accuracy of the reduced solution and approximate the error. We note that the error has other sources besides the NMR. In particular the error is also a result of the time- and space-discretization used for the solution. In this paper we focus entirely on the NMR error and assume that the discretization errors are negligible compared to the NMR error. Effectively this means that we consider the fully resolved finite element solution to be exact, i.e. that a sufficiently fine discretization is used. We thus consider $p = p_h \approx p_R$, where p_h is the discrete solution and define the error as

$$g(\mathbf{x}, t) := p(\mathbf{x}, t) - p_R(\mathbf{x}, t) \in \mathcal{P}_{\square}. \quad (32)$$

The following ‘‘building blocks’’ will be used in order to derive fully explicit and computable error estimates for the reduced basis:

- definition of the error equation and the corresponding residual (Sect. 4.2);
- definition of linear output functional with associated dual problem, error equation and residual (Sect. 4.3);
- definition of an auxiliary bilinear form in space–time with associated norm, cf. the work by Parés et al. [21], and auxiliary error equations (Sect. 4.4);
- formulation of explicit and computable error estimates based on the primal and dual error equations (Sect. 4.5).

4.2 The error equation and corresponding residual

From linearity of $A_{\square}(\bullet, \bullet)$ we may establish the error equation: Find $g \in \mathcal{P}_{\square}$ such that

$$A_{\square}(g, q) = L_{\square}(q) - A_{\square}(p_R, q) =: R_{\square}(q) \quad \forall q \in \mathcal{Q}_{\square}, \quad (33)$$

where $g(\mathbf{x}, t) := p(\mathbf{x}, t) - p_R(\mathbf{x}, t)$ is the exact error and where the residual is defined by

$$\begin{aligned} R_{\square}(q) &:= \int_I \mathfrak{m}_{\square}(M_t, q) dt + \left[\mathfrak{m}_{\square}(M_0, q) \right] \Big|_{t=0} = \\ R_{\square}(\Pi_C q) &= \int_I \mathfrak{m}_{\square}(\Pi_C M_t, q) dt + \left[\mathfrak{m}_{\square}(\Pi_C M_0, q) \right] \Big|_{t=0}, \end{aligned} \quad (34)$$

where the Galerkin orthogonality-type identity $R_{\square}(q) = R_{\square}(\Pi_C q)$ follows from (i) ignoring space–time errors,⁵ and (ii) the definition of the projection operator $\Pi_C = I - \Pi_R$. Here the projection into the reduced set of spatial functions is defined as follows: $\Pi_R v \in \mathbb{P}_{\square, R}$ s.t.

$$\mathfrak{m}_{\square}(\Pi_R v, w) = \mathfrak{m}_{\square}(v, w) \quad \forall w \in \mathbb{P}_{\square, R}. \quad (35)$$

M_t and M_0 are defined by collecting all the right hand side terms in $\mathfrak{m}_{\square}(\bullet, \bullet)$ using the following identities

$$\begin{aligned} M_t \in \mathbb{P}_{\square} : \quad \mathfrak{m}_{\square}(M_t, \delta p) &= \mathfrak{b}_{\square}(\delta p, -\dot{\mathbf{u}}_{\bar{\mathbf{e}}} - \mathbf{u}_p^{\mu} \{ \dot{p}_R \}) \\ &\quad - \mathfrak{m}_{\square}(\dot{p}_R, \delta p) - \mathfrak{a}_{\square}^{(p)}(p_R, \delta p) \quad \forall \delta p \in \mathbb{P}_{\square}, \end{aligned} \quad (36a)$$

$$\begin{aligned} M_0 \in \mathbb{P}_{\square} : \quad \mathfrak{m}_{\square}(M_0, \delta p) &= \mathfrak{m}_{\square}(p_0 - p_R, \delta p) \\ &\quad + \mathfrak{b}_{\square}(\delta p, \mathbf{u}_0 - \mathbf{u}_{\bar{\mathbf{e}}} - \mathbf{u}_p^{\mu} \{ p_R \}) \quad \forall \delta p \in \mathbb{P}_{\square}. \end{aligned} \quad (36b)$$

Remark It is important to note that it is not necessary to solve M_t explicitly in each time step, since it is enough to compute the sensitivities w.r.t the time dependent functions.

4.3 Linear output functional, dual problem and dual error equation

In order to measure the error in arbitrary, user-defined, quantities of interest (QoI) we introduce linear goal functionals $Q_{\square}^{(u)}$, $Q_{\square}^{(p)}$, corresponding to the original (uncondensed) RVE problem in (12)

$$Q_{\square}^{(u)}(\mathbf{u}) := \int_I \mathfrak{q}_{\square, t}^{(u)}(t; \mathbf{u}) dt + \mathfrak{q}_{\square, T}^{(u)}(\mathbf{u}(T)), \quad (37a)$$

⁵ The solution to Eq. (29) is considered to be exact, such that $R_{\square}(q_R) = 0 \forall q_R \in \mathcal{Q}_{\square, R}$.

$$Q_{\square}^{(p)}(p) := \int_I q_{\square,t}^{(p)}(t; p) dt + q_{\square,T}^{(p)}(p(T)). \tag{37b}$$

For the condensed problem (20), we can clearly re-formulate the QoI as

$$Q_{\square}(p) := Q_{\square}^{(u)}(\mathbf{u}_{\bar{\epsilon}} + \mathbf{u}_p\{p\}) + Q_{\square}^{(p)}(p). \tag{38}$$

However, for the subsequent error analysis, we wish to establish $\mathbf{u}_p\{\bullet\}$ for the entire \mathbb{P}_{\square} , and not just for $\mathbb{P}_{\square,R}$ as was done in Sect. 3.2. To this end we establish the following problems to solve for auxiliary “influence functions” $\mathbf{u}_t^*(t) \in \mathbb{U}_{\square}^0$ and $\mathbf{u}_T^* \in \mathbb{U}_{\square}^0$:

$$a_{\square}^{(u)}(\delta \mathbf{u}, \mathbf{u}_t^*(t)) = q_{\square,t}^{(u)}(t; \delta \mathbf{u}) \quad \forall \delta \mathbf{u} \in \mathbb{U}_{\square}^0, \quad \forall t \in I, \tag{39a}$$

$$a_{\square}^{(u)}(\delta \mathbf{u}, \mathbf{u}_T^*) = q_{\square,T}^{(u)}(\delta \mathbf{u}) \quad \forall \delta \mathbf{u} \in \mathbb{U}_{\square}^0. \tag{39b}$$

We may now rewrite (38) as an explicit expression in p , by using the auxiliary dual problems in (39), and the definition of the implicit function \mathbf{u}_p (see Sect. 3.1)

$$Q_{\square}(p) = \int_I [q_{\square,t}^{(u)}(t; \mathbf{u}_{\bar{\epsilon}}) + b_{\square}(p, \mathbf{u}_t^*) + q_{\square,t}^{(p)}(t; p)] dt + q_{\square,T}^{(u)}(\mathbf{u}_0(T)) + b_{\square}(p(T), \mathbf{u}_T^*) + q_{\square,T}^{(p)}(p(T)) \tag{40}$$

Equation (40) now represents the output and is fully explicit in p . Finally, noting that $Q_{\square}(p)$ is affine, we may express the linear functional

$$\bar{Q}_{\square}(q) = \int_I [b_{\square}(q, \mathbf{u}_t^*) + q_{\square,t}^{(p)}(t; q)] dt + b_{\square}(q(T), \mathbf{u}_T^*) + q_{\square,T}^{(p)}(q(T)), \tag{41}$$

such that $Q_{\square}(p) - Q_{\square}(p_R) = \bar{Q}_{\square}(q)$. $\bar{Q}_{\square}(\bullet)$ is an explicit functional on the space

$$Q_{\square}^* = \{q(\mathbf{x}, t) : q|_I \in L_2(I; \mathbb{P}_{\square}), q|_{t=T} \in \mathbb{P}_{\square}\}. \tag{42}$$

Example 1 Time averaged homogenized stress Consider the ij -component of the homogenized stress, $\bar{\sigma}_{ij}$, as the quantities of interest. The output functional can thus be defined by

$$q_{\square,t}^{(u)}(t; \mathbf{u}) = \frac{1}{|I||\Omega_{\square}|} \int_{\Omega_{\square}} [\mathbf{e}_i \otimes \mathbf{e}_j : \mathbf{E} : \boldsymbol{\varepsilon}[\mathbf{u}]] d\Omega, \tag{43a}$$

$$q_{\square,T}^{(u)}(\mathbf{u}) = 0, \tag{43b}$$

$$q_{\square,t}^{(p)}(t; p) = \frac{1}{|I||\Omega_{\square}|} \int_{\Omega_{\square}} [-\alpha p \delta_{ij}] d\Omega, \tag{43c}$$

$$q_{\square,T}^{(p)}(p) = 0. \tag{43d}$$

Example 2 Homogenized stress at $t = T$ Similarly to the example above, the homogenized stress at $t = T$ as a quantities of interest can be obtained using the following definitions

$$q_{\square,t}^{(u)}(t; \mathbf{u}) = 0, \tag{44a}$$

$$q_{\square,T}^{(u)}(\mathbf{u}) = \frac{1}{|\Omega_{\square}|} \int_{\Omega_{\square}} [\mathbf{e}_i \otimes \mathbf{e}_j : \mathbf{E} : \boldsymbol{\varepsilon}[\mathbf{u}]] d\Omega, \tag{44b}$$

$$q_{\square,t}^{(p)}(t; p) = 0, \tag{44c}$$

$$q_{\square,T}^{(p)}(p) = \frac{1}{|\Omega_{\square}|} \int_{\Omega_{\square}} [-\alpha p \delta_{ij}] d\Omega. \tag{44d}$$

We note, in particular, that these example functionals does not depend on time, and therefore it is enough to solve the auxiliary problems (39a) *once*, instead of *once per time step*, which is needed in the general case.

We now define the dual problem and the corresponding reduced dual problem as that of finding $p^* \in \mathcal{P}_{\square}$ such that

$$p^* \in \mathcal{P}_{\square} : A_{\square}^*(p^*, q) = \bar{Q}_{\square}(q) \quad \forall q \in Q_{\square}^*, \tag{45a}$$

$$p_R^* \in \mathcal{P}_{\square,R} : A_{\square}^*(p_R^*, q) = \bar{Q}_{\square}(q) \quad \forall q \in Q_{\square,R}^*, \tag{45b}$$

where we recall the test space Q_{\square}^* from (42), from which we also obtain $Q_{\square,R}^*$ by replacing \mathbb{P}_{\square} with $\mathbb{P}_{\square,R}$. The dual form A_{\square}^* is defined as

$$A_{\square}^*(q, r) := \int_I [-m_{\square}(\dot{q}, r) - b_{\square}(r, \mathbf{u}_p\{\dot{q}\}) + a_{\square}^{(p)}(q, r)] dt + m_{\square}(q(T), r(T)) + b_{\square}(r(T), \mathbf{u}_p\{q(T)\}). \tag{46}$$

We can now define the dual error equation: Find $g^* \in \mathcal{P}_{\square}$ such that

$$A_{\square}^*(g^*, q) = \bar{Q}_{\square}(q) - A_{\square}^*(p_R^*, q) =: R_{\square}^*(q) \quad \forall q \in Q_{\square}^* \tag{47}$$

where $g^* := p^* - p_R^*$ is the error in the dual solution and where the dual residual is given by

$$R_{\square}^*(q) := \int_I m_{\square}(M_t^*, q) dt + m_{\square}(M_T^*, q(T)) = R_{\square}^*(\Pi_C q) = \int_I m_{\square}(\Pi_C M_t^*, q) dt + m_{\square}(\Pi_C M_T^*, q(T)). \tag{48}$$

where the identity $R_{\square}^*(q) = R_{\square}^*(\Pi_C q)$ follows from the same argumentation as in Sect. 4.2 i.e. the solution to Eq. (45b) is considered to be exact. M_t^* and M_T^* are defined by collecting all terms in $m_{\square}(\bullet, \bullet)$, i.e.

$$M_t^* \in \mathbb{P}_{\square} : m_{\square}(M_t^*, \delta p) = b_{\square}(\delta p, \mathbf{u}_t^* + \mathbf{u}_p\{\dot{p}_R^*\}) + q_{\square,t}^{(p)}(t; \delta p)$$

$$+ m_{\square}(\rho_R^*, \delta p) - a_{\square}^{(p)}(\rho_R^*, \delta p) \quad \forall \delta p \in \mathbb{P}_{\square}, \quad (49a)$$

$$M_T^* \in \mathbb{P}_{\square} : \quad m_{\square}(M_T^*, \delta p) = b_{\square}(\delta p, \mathbf{u}_T^* - \mathbf{u}_p\{\rho_R^*(T)\}) \\ + a_{\square, T}^{(p)}(\delta p) - m_{\square}(\rho_R^*(T), \delta p) \quad \forall \delta p \in \mathbb{P}_{\square}. \quad (49b)$$

Remark We once again note that it is not necessary to solve for M_t^* explicitly in each time step, it is enough to solve for the sensitivities w.r.t. the time dependent functions.

4.4 Auxiliary bilinear form, error equations, and associated norm

Following the strategy in Ekre et al. [24] we introduce an auxiliary bilinear form

$$\hat{A}_{\square}(q, r) := \int_I a_{\square}^{(p)}(q, r) dt \\ + \frac{1}{2} m_{\square}(q, r)|_{t=0} + \frac{1}{2} m_{\square}(q, r)|_{t=T}, \quad (50)$$

cf. the work by Parés et al. [21]. Since $\hat{A}_{\square}(\bullet, \bullet)$ defines a scalar product on the space

$$\hat{\mathcal{P}}_{\square} := \{q(\mathbf{x}, t) : q|_{t=0} \in \mathbb{P}_{\square}, q|_I \in L_2(I; \mathbb{P}_{\square}), \\ q|_{t=T} \in \mathbb{P}_{\square}\}, \quad (51)$$

it induces a norm that will be used to estimate the error

$$\|q\| := \sqrt{\hat{A}_{\square}(q, q)} \leq \sqrt{A_{\square}(q, q)}, \quad (52)$$

where we also note the bound w.r.t. the symmetric part of the original bilinear form.

With the definition of the auxiliary form we also define the following two error equations for auxiliary error representations \hat{g} and \hat{g}^*

$$\hat{g} \in \hat{\mathcal{P}}_{\square} : \quad \hat{A}_{\square}(\hat{g}, q) = R_{\square}(q) \quad \forall q \in \hat{\mathcal{P}}_{\square}, \quad (53a)$$

$$\hat{g}^* \in \hat{\mathcal{P}}_{\square} : \quad \hat{A}_{\square}(\hat{g}^*, q) = R_{\square}^*(q) \quad \forall q \in \hat{\mathcal{P}}_{\square}. \quad (53b)$$

Following from the primary and dual error equations, in (33) and (47), the corresponding auxiliary error equations in (53), the relation between A_{\square} and \hat{A}_{\square} in (52), and the Cauchy-Schwartz inequality, we find that the norm of the true errors g and g^* are upper bounded by the norm of the corresponding auxiliary error representations \hat{g} and \hat{g}^* , viz.

$$\|g\| \leq \|\hat{g}\|, \quad \text{and} \quad \|g^*\| \leq \|\hat{g}^*\|. \quad (54)$$

4.5 Explicit and fully computable error estimates

4.5.1 Preliminaries

In order to obtain explicit and fully computable estimates in terms of (i) the energy norm and (ii) arbitrary quantities of

interest expressed in the linear goal functional we will first consider the following generic error equation; Find $\chi \in \hat{\mathcal{P}}_{\square}$ s.t.

$$\hat{A}_{\square}(\chi, q) = \tilde{R}_{\square}(q) \quad \forall q \in \hat{\mathcal{P}}_{\square}, \quad (55)$$

where the residual is defined as

$$\tilde{R}_{\square}(q) := \int_I m_{\square}(\tilde{M}_t, q) dt + [m_{\square}(\tilde{M}_0, q)]|_{t=0} \\ + [m_{\square}(\tilde{M}_T, q)]|_{t=T}, \quad (56)$$

for generic functions $\tilde{M}_t(\mathbf{x}, t) \in \mathcal{P}_{\square}$ and $\tilde{M}_0(\mathbf{x}), \tilde{M}_T(\mathbf{x}) \in \mathbb{P}_{\square}$. Given this configuration we derive an explicit and fully computable upper estimate of $\|\chi\|$, see ‘‘Appendix A’’, given by

$$\|\chi\| \leq \sqrt{\int_I \frac{\|\Pi_C \tilde{M}_t\|_m^2}{\lambda_{N_R^{SD}}} dt + 2\|\Pi_C \tilde{M}_0\|_m^2 + 2\|\Pi_C \tilde{M}_T\|_m^2}, \quad (57)$$

where $\lambda_{N_R^{SD}}$ is the largest spectral eigenvalue used for the reduced basis.

4.5.2 NMR error in energy norm

In order to obtain an estimate for the NMR error in terms of an energy norm we apply the generic error estimate from (57), and choose $\chi = \hat{g}$, resulting in

$$\tilde{M}_0 = M_0, \quad \tilde{M}_t = M_t, \quad \tilde{M}_T = 0, \quad (58)$$

in the residual. The estimate for the energy norm of the error thus becomes

$$\|g\| \leq \|\hat{g}\| \leq \sqrt{\int_I \frac{\|\Pi_C M_t\|_m^2}{\lambda_{N_R^{SD}}} dt + 2\|\Pi_C M_0\|_m^2} =: E_{est}. \quad (59)$$

4.5.3 NMR error in quantity of interest

In order to find explicit NMR-error estimates for the quantity of interest we first define the ‘‘composite errors’’, g^{\pm} and \hat{g}^{\pm} , as linear combinations of the corresponding primal and dual parts, viz.

$$g^{\pm} := \kappa g \pm \kappa^{-1} g^* \in \mathcal{P}_{\square}, \quad \hat{g}^{\pm} := \kappa \hat{g} \pm \kappa^{-1} \hat{g}^* \in \hat{\mathcal{P}}_{\square}, \quad (60)$$

for any $\kappa \neq 0$. From linearity, it follows that⁶

$$\begin{aligned} A_{\square}(g^{\pm}, \delta g) &= R_{\square}^{\pm}(\delta g) \quad \forall \delta g \in \mathcal{P}_{\square}, \text{ and} \\ \hat{A}_{\square}(\hat{g}^{\pm}, \delta g) &= R_{\square}^{\pm}(\delta g) \quad \forall \delta g \in \mathcal{P}_{\square}, \end{aligned} \tag{61}$$

where $R_{\square}^{\pm}(\bullet) = \kappa R_{\square}(\bullet) \pm \kappa^{-1} R_{\square}^*(\bullet)$.

Consider now the following equalities, which follow from the error equations and the Galerkin orthogonality, cf. [24],

$$\hat{A}_{\square}(\hat{g}^{\pm}, g^{\pm}) = \pm 2\bar{Q}_{\square}(g) + \kappa^2 \hat{A}_{\square}(\hat{g}, g) + \kappa^{-2} \hat{A}_{\square}(\hat{g}^*, g^*). \tag{62}$$

Similarly to the procedure in Oden and Prudhomme[23] we subtract the “-”-equation from the “+”-equation and obtain

$$\bar{Q}_{\square}(g) = \frac{1}{4} [\hat{A}_{\square}(\hat{g}^+, g^+) - \hat{A}_{\square}(\hat{g}^-, g^-)]. \tag{63}$$

To obtain upper and lower estimates we note that the terms on the right hand side can be bounded from below, using Eqs. (33), (47), (52), and (61),

$$\hat{A}_{\square}(\hat{g}^{\pm}, g^{\pm}) = R_{\square}^{\pm}(g^{\pm}) = A_{\square}(g^{\pm}, g^{\pm}) \geq \|g^{\pm}\|^2, \tag{64}$$

and from above using the Cauchy–Schwartz inequality,

$$\hat{A}_{\square}(\hat{g}^{\pm}, g^{\pm}) \leq \|\hat{g}^{\pm}\| \|g^{\pm}\|. \tag{65}$$

By combining Eq. (63) with Eqs. (64), (65), the trivial bound $\|g^{\pm}\| \geq 0$, and the relation between $\|\bullet\|$ and $\|\hat{\bullet}\|$ from Eq. (54), we obtain the following upper and lower bound on the quantity of interest:

$$-\frac{1}{4} \|\hat{g}^-\|^2 \leq \bar{Q}_{\square}(g) \leq \frac{1}{4} \|\hat{g}^+\|^2. \tag{66}$$

The last step is to apply the generic estimate from Eq. (57) to obtain estimates for $\|\hat{g}^-\|^2$ and $\|\hat{g}^+\|^2$, respectively. We note that the auxiliary composite error can be solved from the generic error equation in (55), with $\chi = \hat{g}^{\pm}$, and with

$$\tilde{M}_0 = \kappa M_0, \quad \tilde{M}_t = \kappa M_t \pm \kappa^{-1} M_t^*, \quad \tilde{M}_T = \pm \kappa^{-1} M_T^*. \tag{67}$$

The final upper and lower bounds on the error in quantity of interest become

$$\begin{aligned} \bar{Q}_{\square}(g) \leq E_{Q,\text{est}}^+ := & \frac{1}{4} \min_{\kappa} \left[\int_I \frac{\|\Pi_C[\kappa M_t + \kappa^{-1} M_t^*]\|_{\text{m}}^2}{\lambda_{N_R}} dt \right. \\ & \left. + 2\|\Pi_C[\kappa M_0]\|_{\text{m}}^2 + 2\|\Pi_C[\kappa^{-1} M_T^*]\|_{\text{m}}^2 \right], \end{aligned} \tag{68a}$$

⁶ Note that we here use the subscript \pm as an alternative to presenting two equations; one “+” and one “-”.

$$\begin{aligned} \bar{Q}_{\square}(g) \geq E_{Q,\text{est}}^- := & -\frac{1}{4} \min_{\kappa} \left[\int_I \frac{\|\Pi_C[\kappa M_t - \kappa^{-1} M_t^*]\|_{\text{m}}^2}{\lambda_{N_R}} dt \right. \\ & \left. + 2\|\Pi_C[\kappa M_0]\|_{\text{m}}^2 + 2\|\Pi_C[-\kappa^{-1} M_T^*]\|_{\text{m}}^2 \right]. \end{aligned} \tag{68b}$$

4.6 Adaptive mode selection strategy

For the purpose of obtaining the lowest estimate it is of interest to find a strategy for adaptive mode selection, i.e. a strategy for determining if the next mode should come from the pool of SD modes or the pool of POD modes. The modes in each pool are ordered based on relevant eigenvalues. Hence, we only have to determine which out of the two candidates to include in the approximation space. For a basis with N_R modes with estimate $E_{\text{est}}^{N_R}$ we want to predict $E_{\text{est}}^{N_R+1}$ for the two alternatives. We note that, ignoring the boundary term, the estimate in (59) can be written as

$$E_{\text{est}}^{N_R} = \frac{E_{\text{est},0}^{N_R}}{\sqrt{\lambda_{N_R+1}}}. \tag{69}$$

The results from Ekre et al. [24] suggest that the strength of the SD modes is mainly that a higher eigenvalue can be used in the estimate. In order the estimate $E_{\text{est}}^{N_R+1}$, for the case of one extra spectral mode, we assume that its contribution is only the increased eigenvalue, and ignore any effect this mode have on the residual, and obtain

$$E_{\text{est}}^{N_R+1} \approx \frac{E_{\text{est},0}^{N_R}}{\sqrt{\lambda_{N_R+2}}} = \sqrt{\frac{\lambda_{N_R+1}}{\lambda_{N_R+2}}} E_{\text{est}}^{N_R} =: \phi_{\text{SD}} E_{\text{est}}^{N_R}, \tag{70}$$

i.e. with one extra SD mode the estimate is approximated to reduce with the factor ϕ_{SD} .

To estimate $E_{\text{est}}^{N_R+1}$, for the case of one extra POD mode, we assume that the estimate is reduced with the same factor as the previous POD mode addition, i.e.

$$\begin{aligned} E_{\text{est}}^{N_R+1} &= \frac{E_{\text{est},0}^{N_R+1}}{\sqrt{\lambda_{N_R+1}}} = \frac{E_{\text{est},0}^{N_R+1}}{E_{\text{est},0}^{N_R}} E_{\text{est}}^{N_R} \approx \frac{E_{\text{est},0}^{N_R}}{E_{\text{est},0}^{N_R-1}} E_{\text{est}}^{N_R} \\ &= \phi_{\text{POD}} E_{\text{est}}^k, \end{aligned} \tag{71}$$

i.e. with one extra POD mode the estimate is approximated to reduce with the factor ϕ_{POD} .

We can now compare ϕ_{SD} and ϕ_{POD} and choose the next mode based on the estimated error estimate reduction. Finally, in order to not get stuck on local “plateaus” (e.g. consecutive eigenvalues that are close in the spectrum, or “bad” POD modes), if both ϕ_{SD} and ϕ_{POD} are large, e.g. $\phi_{\text{SD}} > \rho$ and $\phi_{\text{POD}} > \rho$ for some value ρ , we instead alternate between SD and POD modes.

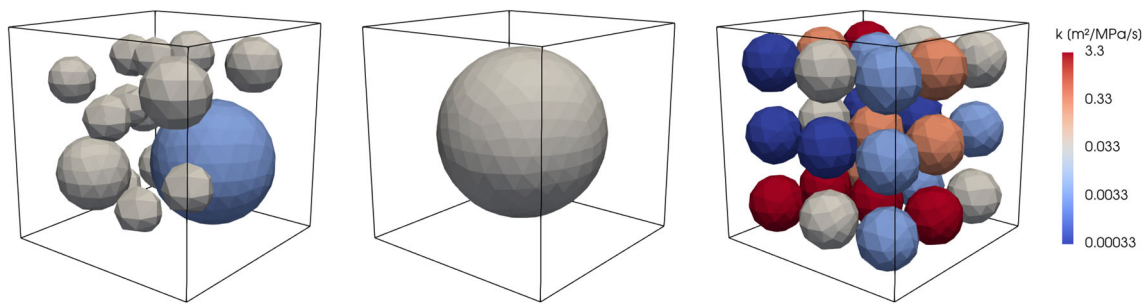


Fig. 1 RVEs used for the numerical examples; RVE-1 (left): multiple spherical inclusions (Phase 2) with two different permeability k , RVE-2 (middle): a single spherical inclusion (Phase 2), and RVE-3 (right):

array of spherical inclusions (Phase 2) with varying permeability. The matrix material (transparent) for all three RVEs is of Phase 1

Remark Clearly, at the extreme case of using all available POD modes, enrichment with SD modes remains as the only option. \square

5 Numerical examples

In this Section we present numerical results that showcase the estimator. As a performance measure of the estimator, as compared to the exact error, we define the effectivity indices η and η_Q for the estimator of the energy norm and quantity of interest, respectively

$$\eta := \frac{E_{\text{est}}}{E}, \quad (72a)$$

$$\eta_Q := \frac{E_{Q,\text{est}}}{|E_Q|}, \quad E_{Q,\text{est}} := \max(|E_{Q,\text{est}}^+|, |E_{Q,\text{est}}^-|), \quad (72b)$$

where E_{est} and E are the estimate and exact error in energy norm, and where $E_{Q,\text{est}}$ and E_Q are the (“worst case”) estimate and exact error in the quantity of interest. The exact errors E and E_Q are obtained by computing reference finite element solutions using the original discretization that was used for obtaining the reduced basis.

5.1 RVE configurations and eigenvalue spectra

We consider three different RVE configurations in three spatial dimensions, see Fig. 1. The RVEs consist of gas saturated matrix material (phase 1) with spherical, water saturated, inclusions with various permeability (phases 2 and 3, respectively). The material parameters are presented in Table 1. The experimental setup is the same as in Ekre et al. [24] and training computations for the POD modes are performed in the same manner, e.g. by simulating stress relaxation after a rapid increase of strain in the 11, 22, and 33 directions, respectively, cf. Sections 6.1.1 and 6.2.1 in [24].

We note from the previous Section that, in order for the estimator to be improved by spectral modes, the eigenvalue

Table 1 Material parameters for the three material phases in the RVEs used for the numerical examples

		Phase 1 (matrix)	Phase 2 (inclusions)
G	[GPa]	8.8	15.8
K	[GPa]	9.6	16.2
ϕ	[-]	0.2	0.1
K^s	[GPa]	36	36
K^f	[GPa]	0.022	2.3
k	[m ² MPa ⁻¹ s ⁻¹]	2	Figure 1

sequence is important, and in particular for the first eigenvalues since the region of interest is where $N_R \ll N$. The first 25 eigenvalues for the three RVEs are plotted in Fig. 2. We note that the eigenvalues for RVE-1 and RVE-3 increase much faster than for RVE-2; for RVE-1 a factor of 10, compared to the first eigenvalue, is reached already at the second eigenvalue, whereas for RVE-2 a factor 10 is reached only after 20+ modes. Based on this we can predict that the addition of spectral modes to the POD basis will be more beneficial for RVE-1 than for RVE-2. The spectrum for RVE-3 is similar to that of RVE-1 and both of them reach a factor 100 around 25 modes, however, RVE-3 has multiple consecutive identical values meaning that several spectral modes need to be added before the estimator benefits from an increased eigenvalue.

5.2 Example 1: Heterogeneous RVE with multiple inclusions

For the first example we consider an RVE of size 1m \times 1m \times 1m, with multiple, non-overlapping, spherical inclusions with radii between 0.1m and 0.4m, see RVE-1 in Fig. 1. The RVE is prescribed with macroscale strain history in 11, 22, and 33 directions according to Fig. 3, which results in macroscale stresses presented in Fig. 4.

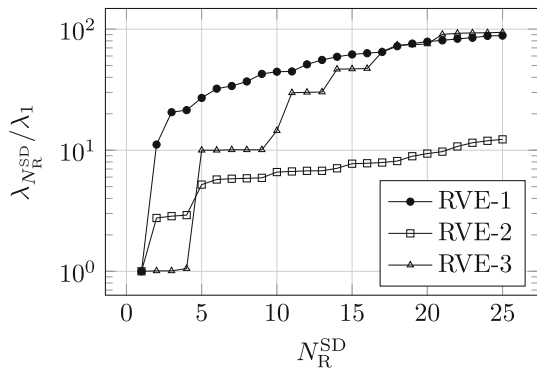


Fig. 2 First 25 eigenvalues for RVE-1, RVE-2, and RVE-3 (see Fig. 1) scaled with their respective first eigenvalue

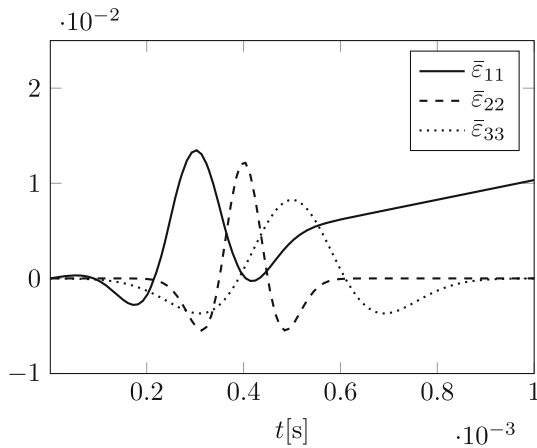


Fig. 3 Example-1: Prescribed macroscale strains, as functions of time, defining the load case used for prediction

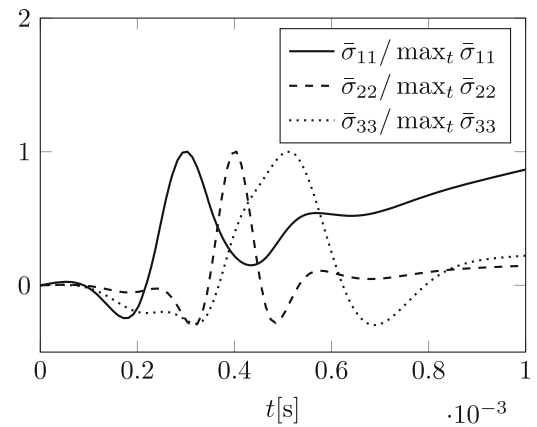


Fig. 4 Example-1: Homogenized stress, normalized with their peak values, from the fully resolved solution for the load case used for prediction

5.2.1 Energy norm of the error

The estimated error in energy norm, E_{est} (Eq. (59)), and the corresponding exact error, $E = \|g\|$, are plotted in Fig. 5 for multiple solutions with varying number of spectral modes

included in the reduced basis. The corresponding effectivity index, η , is plotted in Fig. 6. We note that, as the combined basis includes more spectral modes, the estimate performs better⁷. In Ekre et al. [24] it was shown that POD modes are superior, compared to SD modes, in terms of minimizing the residual, and, thus, the improvement for the combined basis is attributed (almost entirely) to the larger eigenvalue used in the estimate. At a certain threshold, however, it will be more beneficial to enhance the basis with only POD modes since the eigenvalue spectrum typically flattens out as seen in Sect. 5.1.

In order to understand the advantage of the combined estimator it is helpful to study the behavior for a fixed total number of modes, with varying composition of SD and POD modes. In Figs. 7 and 8 the estimate, exact error, and corresponding effectivity index is plotted for $N_R = N_R^{SD} + N_R^{SD} = 5$ and $N_R = N_R^{SD} + N_R^{SD} = 10$, respectively. From the figures it is clear that, for a given number of total modes, there is an optimal number of spectral modes. Note also that, although the effectivity index decreases monotonically with number of spectral modes, the raw value of the estimate starts to increase after a certain threshold number of spectral modes.

In Fig. 9 the result of the adaptive procedure (cf. Sect. 4.6 with $\rho = 0.9$) is shown. For this example the adaptive procedure results in a basis that give a smaller estimated error compared to the pure SD or pure POD basis.

5.2.2 Error in time-averaged homogenized stress

In Sect. 4 we discussed how to estimate the error in a user-defined quantity of interest, and in particular the homogenized stress. For this example we consider time-averaged homogenized stress, $\bar{\sigma}_{11}$, as the quantity of interest and compute the resulting combined estimate, $E_{Q,est}$ from Eq. (72b). The result is plotted in Fig. 10 together with the corresponding exact error, E_Q . The behavior of the estimates, and the corresponding effectivity indices in Fig. 11, are similar to the estimate of the energy norm presented in the previous section—including spectral modes is advantageous, up to a certain threshold, for the estimator, and result in a better effectivity index.

In Figs. 12 and 13 the estimated and exact error is plotted for a fixed total number of modes; $N_R = N_R^{SD} + N_R^{SD} = 5$ and $N_R = N_R^{SD} + N_R^{SD} = 10$, respectively. Similar to the energy norm estimate we note that for a given total number of modes there is an optimal composition of SD and POD modes that minimizes the estimate.

⁷ Note that for $N_R^{SD} = 0$, i.e. a pure POD basis, we still need to compute the first eigenvalue for the estimator. Thus, $N_R^{SD} = 0$ and $N_R^{SD} = 1$ use the same eigenvalue for the estimate.

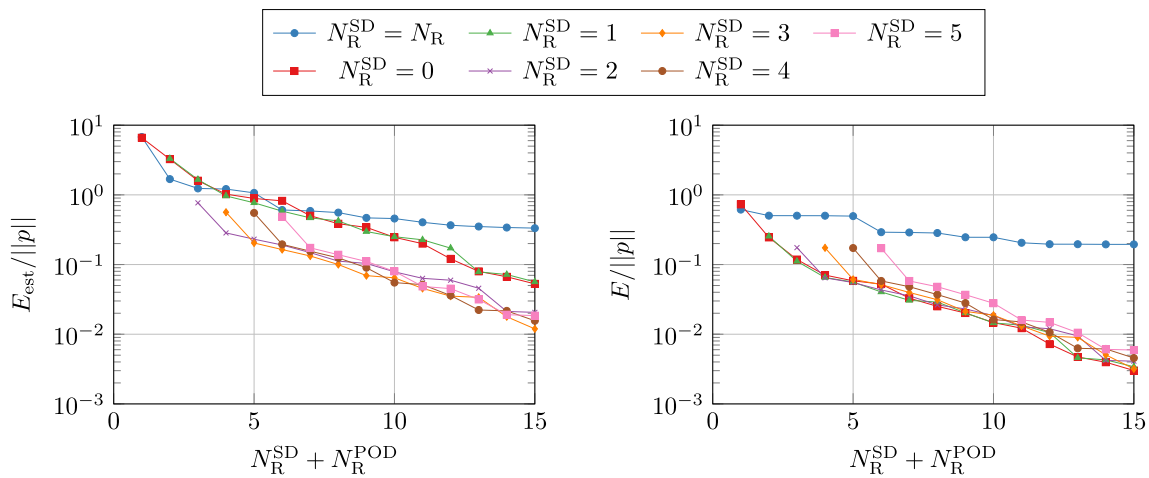


Fig. 5 Example-1: Estimated error (left) and exact error (right) in energy norm for a pure SD base, a pure POD base and for POD basis combined with the first five SD modes

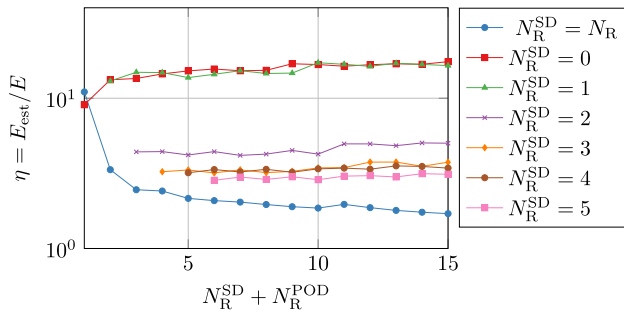


Fig. 6 Example-1: Effectivity index for the estimate in energy norm for a pure SD base, a pure POD base and for POD basis combined with the first five SD modes

5.3 Example 2: RVE with a single centered inclusion

As a second example we consider an RVE of size $1\text{m} \times 1\text{m} \times 1\text{m}$, with a single centered inclusion with radius 0.4m , see Fig. 1. From Fig. 2 it is evident that the eigenvalue spectrum for this RVE is much less advantageous for the estimator since the initial eigenvalues are very close. In addition, for this example we use the same load case as in the training computations, cf. Ekre et al. [24], and simulate stress relaxation after a rapid increase of normal strain.

5.3.1 Error in time-averaged homogenized stress

Once again we consider time-averaged homogenized stress, $\bar{\sigma}_{11}$, as the quantity of interest and compute estimate, $E_{Q,\text{est}}$ (Eq. (72b)), and exact error E_Q . The results are plotted in Fig. 15. For this example, the advantage with the higher eigenvalue in the combined basis is almost entirely diminished and using additional SD modes is comparable to using a pure POD basis. Note, however, that the effectivity index, plotted in Fig. 16 is still noticeably improved.

Figure 14 shows the result of the adaptive procedure. Similar to the energy norm estimate from the previous section, the combined basis give a smaller estimated error compared to the two cases of pure SD or pure POD basis.

Once again we plot the estimate and the exact error for a fixed total number of modes, in Fig. 17 for $N_R = N_R^{\text{SD}} + N_R^{\text{POD}} = 5$ and in Fig. 18 for $N_R = N_R^{\text{SD}} + N_R^{\text{POD}} = 10$. Compared to the previous example, where there were a distinct minimum for the estimator for $N_R^{\text{SD}} > 1$, the benefit of enhancing the basis with SD modes, rather than POD modes, is almost entirely diminished since the POD modes decrease the residual with a higher rate than the eigenvalues increase.

Figure 19 shows the result of the adaptive procedure. For this example the first SD mode is not added until mode number eight when the effectiveness of additional POD modes decrease.

5.4 Example 3: RVE with an array of spherical inclusions

In the third example we consider an RVE with multiple spherical inclusions, with varying permeability k , arranged in a $3 \times 3 \times 3$ grid, see Fig. 1. The eigenvalue spectrum for this configuration is plotted in Fig. 2. It is in particular of interest to note that the first four eigenvalues are very close to each other, and it is thus necessary to add five spectral modes to the basis before the estimator benefits from an increased eigenvalue. The training and loading is the same as for Example 1.

5.4.1 Error in homogenized stress at time $t = T$

We now consider homogenized stress at time $t = T$, $\bar{\sigma}_{11}(T)$, as the quantity of interest. The estimated error in this quantity, $E_{Q,\text{est}}$, and the exact error E_Q are plotted for combinations

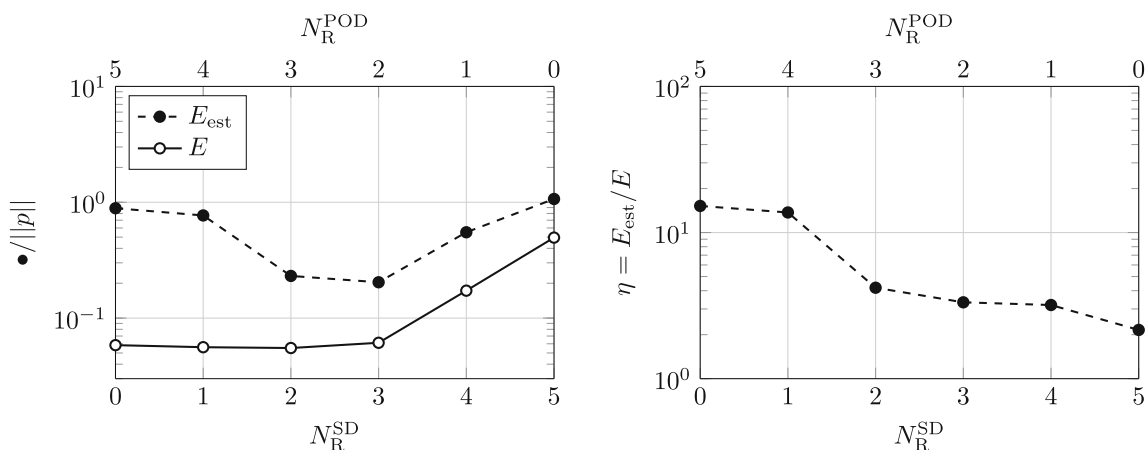


Fig. 7 Example-1: Exact and estimated error in energy norm (left) and the corresponding effectivity index (right) for $N_R = N_R^{SD} + N_R^{POD} = 5$

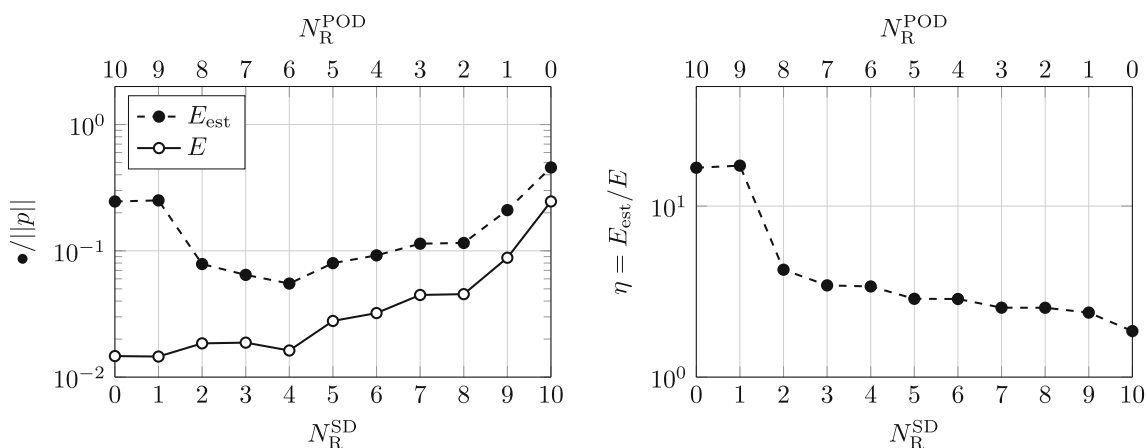


Fig. 8 Example-1: Exact and estimated error in energy norm (left) and the corresponding effectivity index (right) for $N_R = N_R^{SD} + N_R^{POD} = 10$

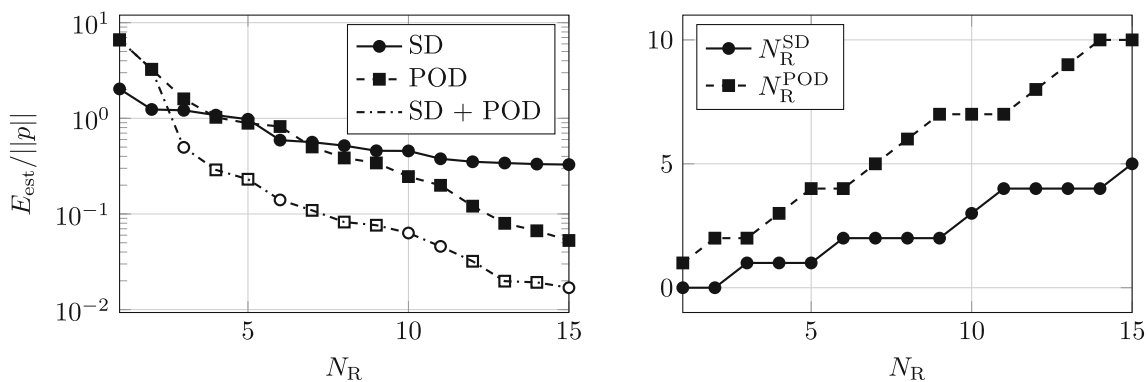


Fig. 9 Example-1: Estimated error in energy norm using (i) pure SD basis, (ii) pure POD basis, and (iii) the combined basis resulting from the proposed adaptive mode selection strategy

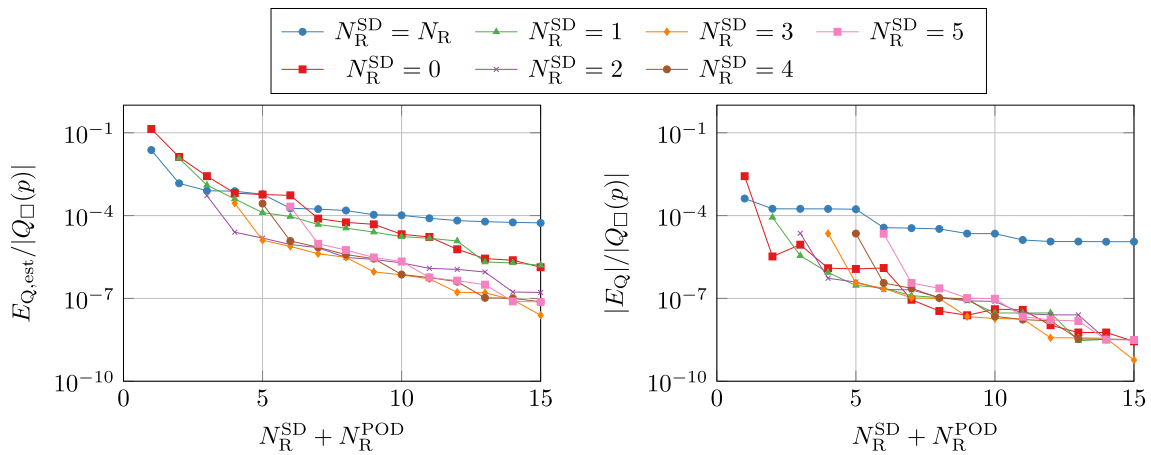


Fig. 10 Example-1: Estimated error (left) and exact error (right) in time-averaged homogenized stress for a pure SD base, a pure POD base and for POD basis combined with the first five SD modes. Figures 12 and 13 presents the same data for $N_R = 5$ and $N_R = 10$, respectively

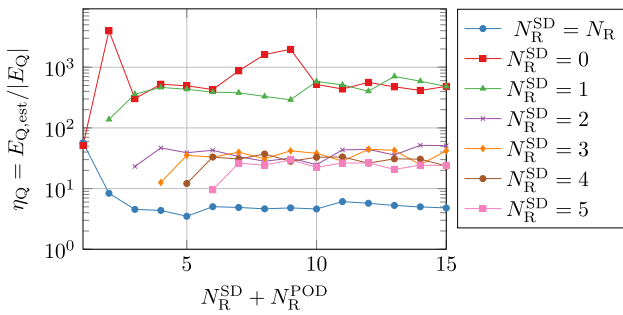


Fig. 11 Example-1: Effectivity index for the estimate of time-averaged homogenized stress for a pure SD base, a pure POD base and for POD basis combined with the first five SD modes. Figures 12 and 13 presents the same data for $N_R = 5$ and $N_R = 10$, respectively

of SD/POD modes in Figs. 20 ($N_R = 5$) and 21 ($N_R = 10$), respectively. As expected it is not until the basis include five SD modes that the benefit from the higher eigenvalue gives an impact on the estimate.

The result from the adaptive procedure is plotted in Fig. 22. As the figure shows, this example is challenging for the adaptive strategy, which, in fact, performs worse than the pure POD basis. This can be explained by the eigenvalue spectrum (Fig. 2) which has multiple eigenvalues with the same magnitude. Even though some SD modes are added at steps 7, 10, 14, and 15, when effectiveness of the POD basis decreases, they do not decrease the estimate much since the eigenvalue stays the same.

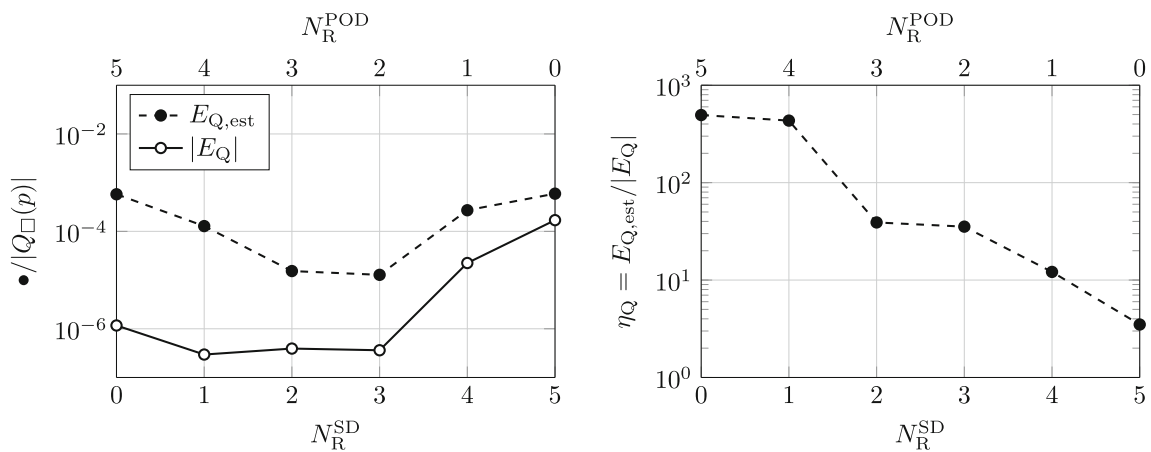


Fig. 12 Example-1: Exact and estimated error in time-averaged homogenized stress (left) and the corresponding effectivity index (right) for $N_R = N_R^{SD} + N_R^{POD} = 5$

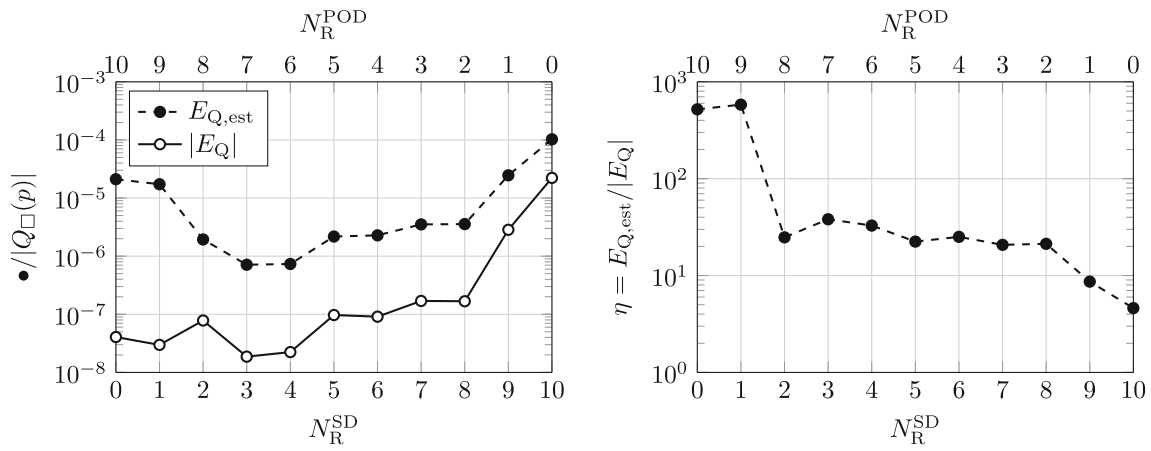


Fig. 13 Example-1: Exact and estimated error in time-averaged homogenized stress (left) and the corresponding effectivity index (right) for $N_R = N_R^{SD} + N_R^{POD} = 10$

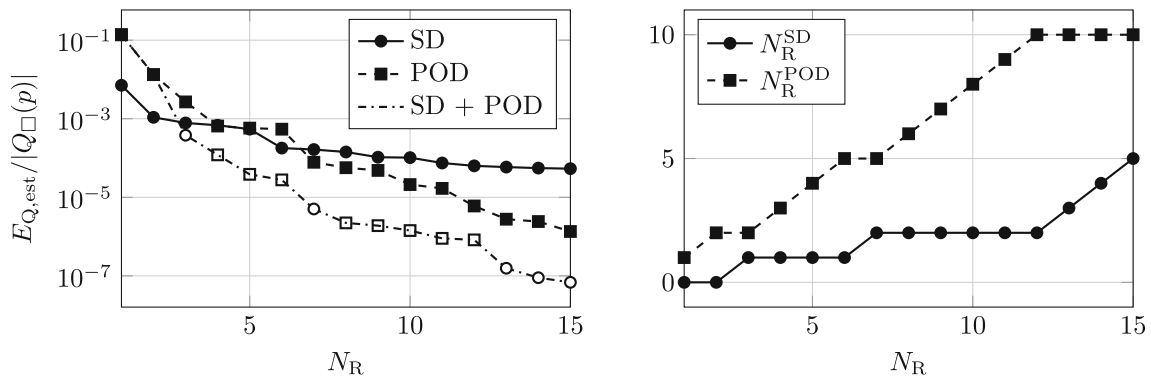


Fig. 14 Example-1: Estimated error in time averaged homogenized stress using (i) pure SD basis, (ii) pure POD basis, and (iii) the combined basis resulting from the proposed adaptive mode selection strategy

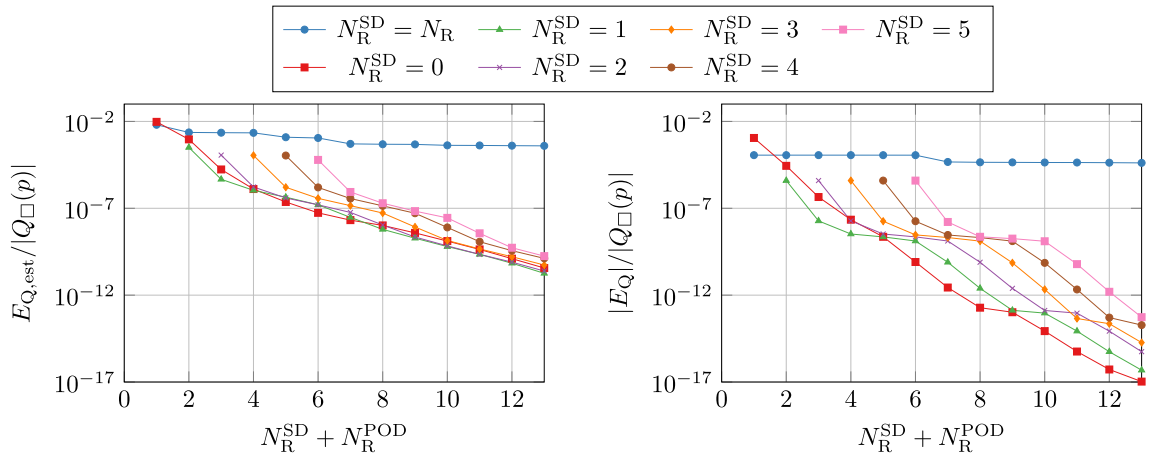


Fig. 15 Example-2: Estimated error (left) and exact error (right) in time-averaged homogenized stress for a pure SD base, a pure POD base and for POD basis combined with the first five SD modes. Figures 17 and 18 presents the same data for $N_R = 5$ and $N_R = 10$, respectively

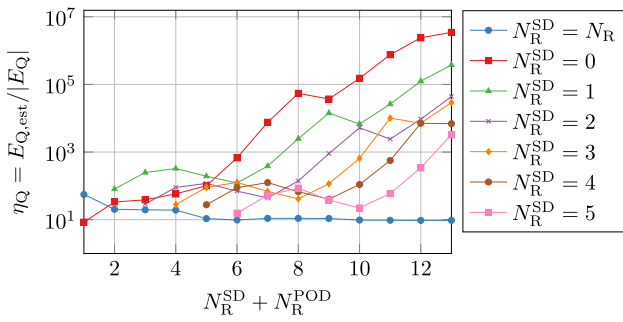


Fig. 16 Example-2: Effectivity index for the estimate of time-averaged homogenized stress for a pure SD base, a pure POD base and for POD basis combined with the first five SD modes. Figures 17 and 18 presents the same data for $N_R = 5$ and $N_R = 10$, respectively

6 Conclusions and outlook

In this paper we have presented an a posteriori error estimate for the error introduced by NMR in the context of homog-

enization of porous media. In particular, we proposed and investigated a combined basis, consisting of SD modes and POD modes, as an extension to the reduced model presented in Jänicke et al. [12]. The explicit error estimator proposed in Ekre et al. [24] is presented for the combined basis for estimation of the NMR error. The combined basis utilizes both the “residual minimizing” property of the POD modes and the “estimator improving” property of the SD modes. It is the estimated error that will be considered in the pertinent error control, i.e., it is the estimated error that will be compared to the pre-set tolerance. Therefore, the best procedure is the one that shows the most efficient convergence in the (guaranteed) error estimator. A procedure for adaptively choosing the “correct” next mode is presented. This procedure indicates whether the next mode should come from the pool of SD modes or POD modes.

The performance of the estimator, with both (i) energy norm and (ii) user-defined quantities of interest as the target, was demonstrated by examples. We show that it is possi-

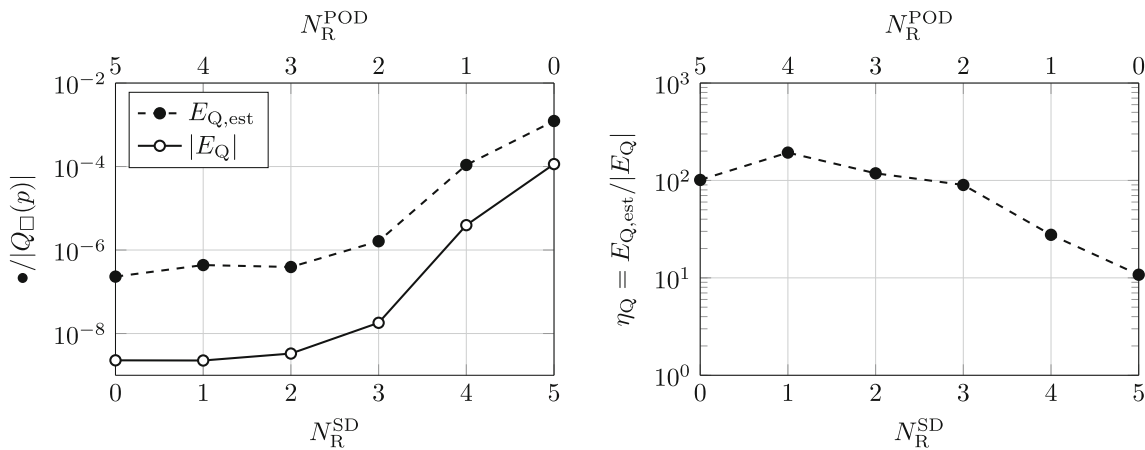


Fig. 17 Example-2: Exact and estimated error in time-averaged homogenized stress (left) and the corresponding effectivity index (right) for $N_R = N_R^{SD} + N_R^{POD} = 5$

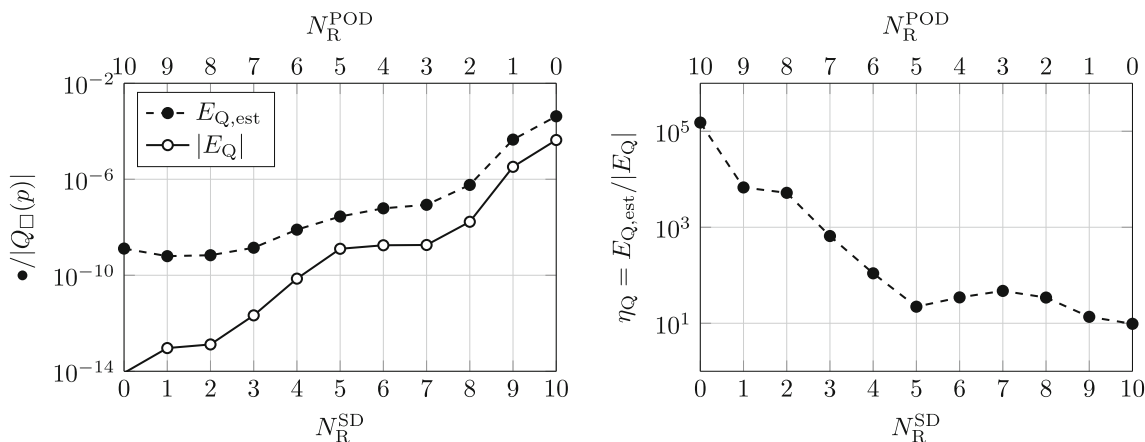


Fig. 18 Example-2: Exact and estimated error in time-averaged homogenized stress (left) and the corresponding effectivity index (right) for $N_R = N_R^{SD} + N_R^{POD} = 10$

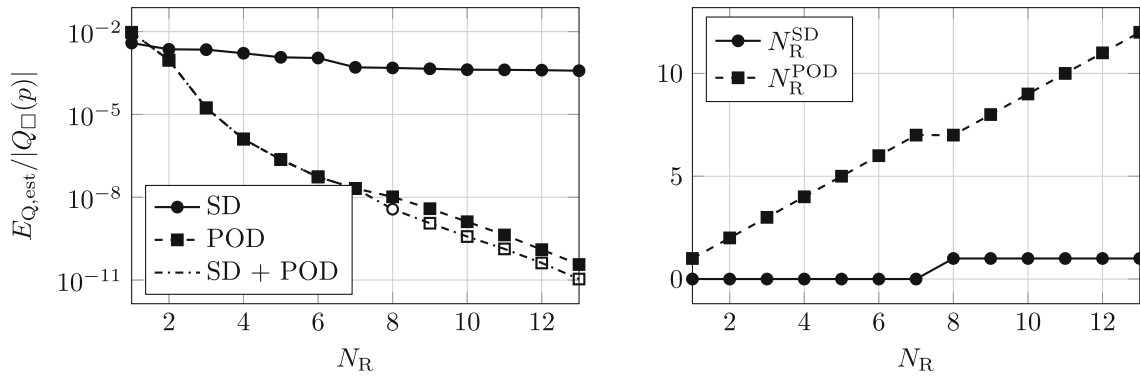


Fig. 19 Example-2: Estimated error in time averaged homogenized stress using (i) pure SD basis, (ii) pure POD basis, and (iii) the combined basis resulting from the proposed adaptive mode selection strategy

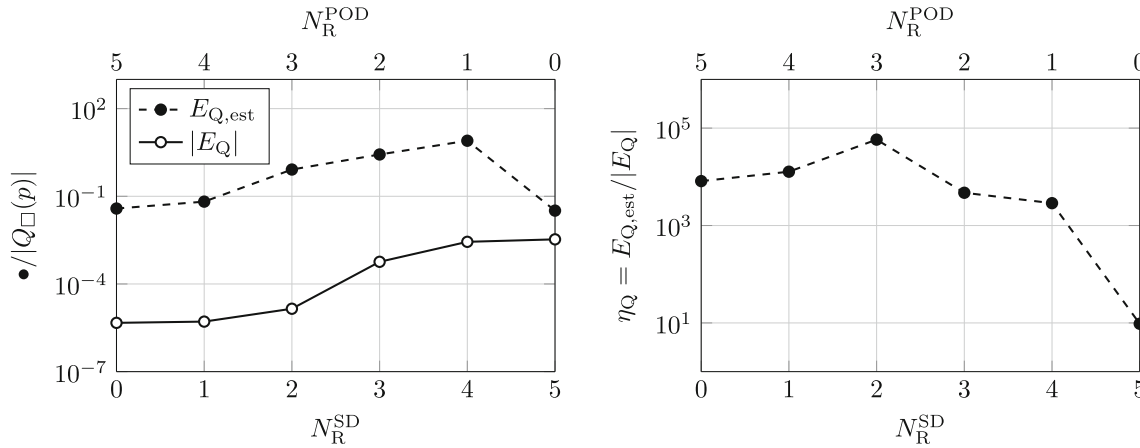


Fig. 20 Example-3: Exact and estimated error in homogenized stress at time $t = T$ (left) and the corresponding effectivity index (right) for $N_R = N_R^{SD} + N_R^{POD} = 5$

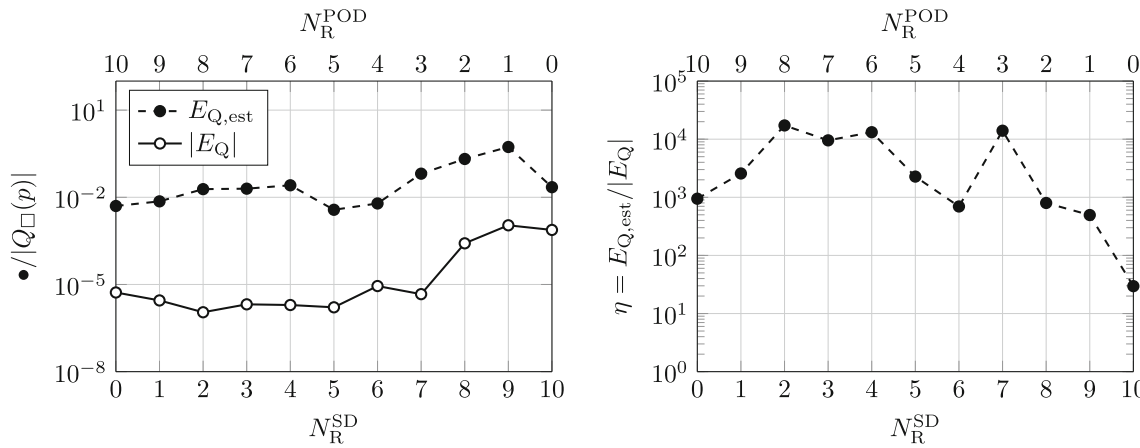


Fig. 21 Example-3: Exact and estimated error in homogenized stress at time $t = T$ (left) and the corresponding effectivity index (right) for $N_R = N_R^{SD} + N_R^{POD} = 10$

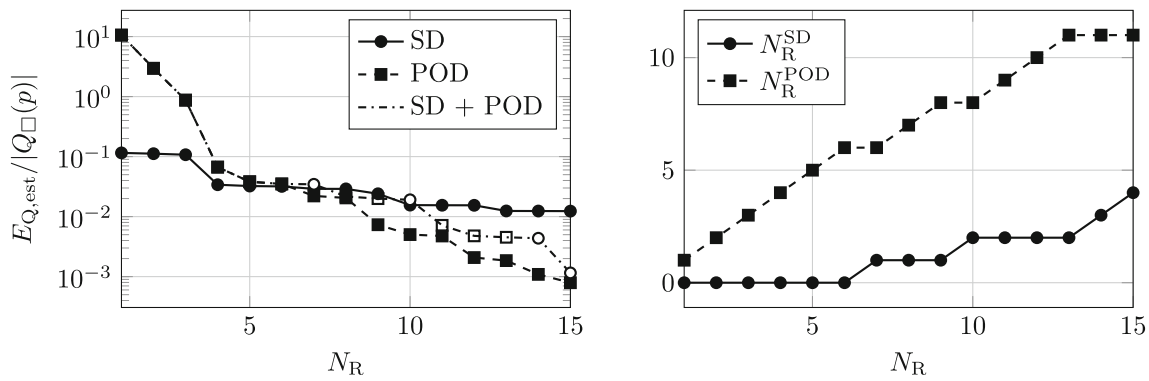


Fig. 22 Example-3: Estimated error in time averaged homogenized stress using (i) pure SD basis, (ii) pure POD basis, and (iii) the combined basis resulting from the proposed adaptive mode selection strategy

ble to find an improved composition of modes in order to minimize the estimated error. The results also show that the proposed adaptive mode selection strategy works well, but has problems when there are multiple eigenvalues close in the spectrum.

For future work it would be of interest to utilize the error estimate, and the adaptive scheme, for the full two-scale FE² problem.

Acknowledgements This research was supported by the Swedish Research Council (VR) under Grants 2015-05422 and 2019-05080. For the numerical implementation we want to acknowledge the open source community. The implementation was written in the Julia programming language [28], in particular using the finite element toolbox Ferrite.jl [29] and the tensor library Tensors.jl [30]. Meshing was performed in Gmsh [31].

Funding Open access funding provided by Chalmers University of Technology.

Open Access This article is licensed under a Creative Commons Attribution 4.0 International License, which permits use, sharing, adaptation, distribution and reproduction in any medium or format, as long as you give appropriate credit to the original author(s) and the source, provide a link to the Creative Commons licence, and indicate if changes were made. The images or other third party material in this article are included in the article's Creative Commons licence, unless indicated otherwise in a credit line to the material. If material is not included in the article's Creative Commons licence and your intended use is not permitted by statutory regulation or exceeds the permitted use, you will need to obtain permission directly from the copyright holder. To view a copy of this licence, visit <http://creativecommons.org/licenses/by/4.0/>.

A NMR error estimate for generic error equation

Consider the following generic error equation; Find $\chi \in \hat{\mathcal{P}}_{\square}$ s.t.

$$\hat{A}_{\square}(\chi, q) = \tilde{R}_{\square}(q) \quad \forall q \in \hat{\mathcal{P}}_{\square}, \quad (73)$$

where the generic residual is defined as

$$\begin{aligned} \tilde{R}_{\square}(q) &:= \int_I m_{\square}(\tilde{M}_t, q) dt \\ &\quad + [m_{\square}(\tilde{M}_0, q)]|_{t=0} + [m_{\square}(\tilde{M}_T, q)]|_{t=T} = \\ \tilde{R}_{\square}(\Pi_C q) &= \int_I m_{\square}(\Pi_C \tilde{M}_t, q) dt + [m_{\square}(\Pi_C \tilde{M}_0, q)]|_{t=0} \\ &\quad + [m_{\square}(\Pi_C \tilde{M}_T, q)]|_{t=T}, \end{aligned} \quad (74)$$

for generic functions $\tilde{M}_t(x, t) \in \mathcal{P}_{\square}$ and $\tilde{M}_0(x), \tilde{M}_T(x) \in \mathbb{P}_{\square}$. The identity $\tilde{R}_{\square}(q) = \tilde{R}_{\square}(\Pi_C q)$ follows from (i) the assumption⁸ that $\tilde{R}_{\square}(q_R) = 0 \quad \forall q_R \in \mathcal{P}_{\square, R}$, and (ii) the definition of the projection operator.

In order to estimate $\|\chi\|$ we need to estimate $\|\chi\|_a$, $\|\chi(\bullet, 0)\|_m$, and $\|\chi(\bullet, T)\|_m$ in terms of the data in the right hand side, i.e. in terms of \tilde{M}_t, \tilde{M}_0 , and \tilde{M}_T . We note that since $\hat{A}(\bullet, \bullet)$ localizes in time we can express the generic error equation explicitly for $t = 0$, $t \in I$ and $t = T$ and obtain explicit computable bounds for the error.

A.1 Generic error equation at $t = 0$ and $t = T$

At the endpoints of the time interval the generic error equation reduced to the following two equations, with $\tau = 0$ and $\tau = T$. Find $\chi(\tau) =: \chi_{\tau} \in \mathbb{P}_{\square}$ s.t.

$$\frac{1}{2} m_{\square}(\chi_{\tau}, q) = m_{\square}(\Pi_C \tilde{M}_{\tau}, q) \quad \forall q \in \mathbb{P}_{\square}. \quad (75)$$

⁸ We note, in particular, that this assumption is valid for both residuals, Eqs. (34) and (48), given that we consider the solution to the corresponding reduced problems to be exact.

From Eq. (75) we obtain the following upper bounds by utilizing Cauchy–Schwarz inequality

$$\begin{aligned} \|\chi_\tau\|_m^2 &= m_\square(\chi_\tau, \chi_\tau) \stackrel{(75)}{=} 2m_\square(\Pi_C \tilde{M}_\tau, \chi_\tau) \\ &\stackrel{C-S}{\leq} 2\|\Pi_C \tilde{M}_\tau\|_m \|\chi_\tau\|_m, \end{aligned} \tag{76}$$

from which we obtain an upper estimate for the contributions to $\|\chi\|$, viz.

$$\|\chi_\tau\|_m \leq 2\|\Pi_C \tilde{M}_\tau\|_m. \tag{77}$$

A.2 Generic error equation at $t \in I$

Inside the time interval the generic error equation reduced to the following. Find $\chi(t) =: \chi_t \in \mathbb{P}_\square$ s.t.

$$a_\square^{(p)}(\chi_t, q) = m_\square(\Pi_C \tilde{M}_t, q) \quad \forall q \in \mathbb{P}_\square, \tag{78}$$

from which we obtain the following upper bound using Cauchy–Schwarz inequality

$$\begin{aligned} \|\chi_t\|_a^2 &= a_\square^{(p)}(\chi_t, \chi_t) \\ &\stackrel{(78)}{=} m_\square(\Pi_C \tilde{M}_t, \chi_t) \stackrel{C-S}{\leq} \|\Pi_C \tilde{M}_t\|_m \|\chi_t\|_m. \end{aligned} \tag{79}$$

In order to relate $\|\bullet\|_a$ to $\|\bullet\|_m$ we utilize the properties of the spectral basis, and write $\chi_t = \sum_{a=1}^N \xi_a \varphi_a$ where $\xi_a = \xi_a(t)$ are coefficients, and where $\varphi_a = \varphi_a(\mathbf{x})$ are the eigenmodes from the solution to the following eigenvalue problem

$$a_\square^{(p)}(\varphi_a, \delta p) = \lambda_a m_\square(\varphi_a, \delta p) \quad \forall \delta p \in \mathbb{P}_\square \quad a = 1, 2, \dots, N, \tag{80a}$$

$$m_\square(\varphi_a, \varphi_b) = \delta_{ab} \quad a, b = 1, 2, \dots, N, \tag{80b}$$

where λ_a are the eigenvalues in increasing order ($\lambda_1 \leq \lambda_2 \dots$) and φ_a the corresponding eigenmodes. From the generic error Eq. (78) and the Galerkin-like property of the residual (cf. Sects. 4.2 and 4.3), we note that $\xi_a \equiv 0$, $a = 1, 2, \dots, N_R^{SD}$, and consequently we note that

$$\chi_t = \sum_{a=1}^N \xi_a \varphi_a = \sum_{a=N_R^{SD}+1}^N \xi_a \varphi_a = \Pi_C \chi_t. \tag{81}$$

From the relationship between $a_\square(\bullet, \bullet)$ and $m_\square(\bullet, \bullet)$ given by the eigenvalue problem in (80) and the properties of the projection we obtain the following upper estimate:

$$\begin{aligned} \|\chi_t\|_m^2 &= \|\Pi_C \chi_t\|_m^2 = \sum_{a=N_R^{SD}+1}^N \xi_a^2 = \frac{1}{\lambda_{N_R^{SD}}} \sum_{a=N_R^{SD}+1}^N \lambda_{N_R^{SD}} \xi_a^2 \\ &= \frac{1}{\lambda_{N_R^{SD}}} \sum_{a=N_R^{SD}+1}^N \lambda_a \xi_a^2 = \frac{1}{\lambda_{N_R^{SD}}} \|\Pi_C \chi_t\|_a^2 = \frac{1}{\lambda_{N_R^{SD}}} \|\chi_t\|_a^2. \end{aligned} \tag{82}$$

Remark We note that the estimate in (82) can be improved by replacing $\lambda_{N_R^{SD}}$ with $\lambda_{N_R^{SD}+1}$, i.e. with a larger eigenvalue. However, in practice we will only consider the N_R^{SD} eigenvalues that are already computed as part of constructing the reduced basis. \square

Equations (79) and (82) now results in the following estimate of $\|\chi_t\|_a$

$$\|\chi_t\|_a \leq \frac{\|\Pi_C \tilde{M}_t\|_m}{\sqrt{\lambda_{N_R^{SD}}}}. \tag{83}$$

A.3 Final NMR error estimate of the generic error

We maybe now combine the definition of the norm in Eq. (52) with the partial estimates from Eqs. (77) and (83) to obtain a full upper estimate of the generic error

$$\|\chi\| \leq \sqrt{\int_I \frac{\|\Pi_C \tilde{M}_t\|_m^2}{\lambda_{N_R^{SD}}} dt + 2\|\Pi_C \tilde{M}_0\|_m^2 + 2\|\Pi_C \tilde{M}_T\|_m^2}. \tag{84}$$

References

1. Waseem A, Heuzé T, Stainier L, Geers MGD, Kouznetsova VG (2020) Model reduction in computational homogenization for transient heat conduction. *Comput Mech* 65(1):249–266. <https://doi.org/10.1007/s00466-019-01767-3>. ISSN: 0178-7675, 1432-0924
2. Aggestam E, Larsson F, Runesson K, Ekre F (2017) Numerical model reduction with error control in computational homogenization of transient heat flow. *Comput Methods Appl Mech Eng* 326:193–222. <https://doi.org/10.1016/j.cma.2017.08.006>. ISSN: 0045-7825
3. Fish J, Yuan Z (2007) Multiscale enrichment based on partition of unity for nonperiodic fields and nonlinear problems. *Comput Mech* 40(2):249–259. <https://doi.org/10.1007/s00466-006-0095-0>. ISSN: 1432-0924
4. Oskay C, Fish J (2008) On calibration and validation of eigendeformation-based multiscale models for failure analysis of heterogeneous systems. *Comput Mech* 42(2):181–195. <https://doi.org/10.1007/s00466-007-0197-3>. ISSN: 1432-0924
5. Dvorak George J, Benveniste Y (1992) On transformation strains and uniform fields in multiphase elastic media. *Proc R Soc Lond Ser A Math Phys Sci* 437(1900):291–310. <https://doi.org/10.1098/rspa.1992.0062>
6. Michel JC, Suquet P (2003) Nonuniform transformation field analysis. *Int J Solids Struct* 40(25):6937–6955. [https://doi.org/10.1016/S0020-7683\(03\)00346-9](https://doi.org/10.1016/S0020-7683(03)00346-9). ISSN: 0020-7683
7. Michel JC, Suquet P (2004) Computational analysis of nonlinear composite structures using the nonuniform transformation field analysis. *Comput Methods Appl Mech Eng* 193(48):5477–5502. <https://doi.org/10.1016/j.cma.2003.12.071>. ISSN: 0045-7825
8. Fritzen F, Böhlke T (2013) Reduced basis homogenization of viscoelastic composites. *Compos Sci Technol* 76:84–91. <https://doi.org/10.1016/j.compscitech.2012.12.012>. ISSN: 0266-3538
9. Fritzen F, Leuschner M (2013) Reduced Basis hybrid computational homogenization based on a mixed incremental formulation.

- Comput Methods Appl Mech Eng 260:143–154. <https://doi.org/10.1016/j.cma.2013.03.007>. ISSN: 0045-7825
10. Fritzen F, Hodapp M, Leuschner M (2014) GPU accelerated computational homogenization based on a variational approach in a reduced basis framework. *Comput Methods Appl Mech Eng* 278:186–217. <https://doi.org/10.1016/j.cma.2014.05.006>. ISSN: 0045-7825
 11. Fritzen F, Leuschner M (2015) Nonlinear reduced order homogenization of materials including cohesive interfaces. *Comput Mech* 56(1):131–151. <https://doi.org/10.1007/s00466-015-1163-0>. ISSN: 1432-0924
 12. Jänicke R, Larsson F, Runesson K, Steeb H (2016) Numerical identification of a viscoelastic substitute model for heterogeneous poroelastic media by a reduced order homogenization approach. *Comput Methods Appl Mech Eng* 298:108–120. <https://doi.org/10.1016/j.cma.2015.09.024>. ISSN: 0045-7825
 13. Jänicke R, Larsson F, Runesson K (2020) A poro-viscoelastic substitute model of fine-scale poroelasticity obtained from homogenization and numerical model reduction. *Comput Mech* 65(4):1063–1083. <https://doi.org/10.1007/s00466-019-01808-x>. ISSN: 0178-7675, 1432-0924
 14. Abdulle A, Bai Y, Vilmart G (2014) Reduced basis finite element heterogeneous multiscale method for quasilinear elliptic homogenization problems. *Discrete Contin Dyn Syst S*. <https://doi.org/10.3934/dcdss.2015.8.91>
 15. Abdulle A, Bai Y (2013) Adaptive reduced basis finite element heterogeneous multiscale method. *Comput Methods Appl Mech Eng* 257:203–220. <https://doi.org/10.1016/j.cma.2013.01.002>. ISSN: 0045-7825
 16. Boyaval S (2008) Reduced-basis approach for homogenization beyond the periodic setting. *Multiscale Model Simul* 7(1):466–494. <https://doi.org/10.1137/070688791>. ISSN: 1540-3459
 17. Kerfriden P, Ródenas JJ, Bordas SP-A (2014) Certification of projection-based reduced order modelling in computational homogenisation by the constitutive relation error. *Int J Numer Methods Eng* 97(6):395–422. <https://doi.org/10.1002/nme.4588>. ISSN: 1097-0207
 18. Chamoin L, Legoll F (2018) A posteriori error estimation and adaptive strategy for the control of MsFEM computations. *Comput Methods Appl Mech Eng* 336:1–38. <https://doi.org/10.1016/j.cma.2018.02.016>. ISSN: 0045-7825
 19. Parés N, Díez P, Huerta A (2008) Bounds of functional outputs for parabolic problems. Part I: exact bounds of the discontinuous Galerkin time discretization. *Comput Methods Appl Mech Eng* 197(19):1641–1660. <https://doi.org/10.1016/j.cma.2007.08.025>. ISSN: 0045-7825
 20. Parés N, Díez P, Huerta A (2008) Bounds of functional outputs for parabolic problems. Part II: bounds of the exact solution. *Comput Methods Appl Mech Eng* 197(19):1661–1679. <https://doi.org/10.1016/j.cma.2007.08.024>. ISSN: 0045-7825
 21. Parés N, Díez N, Huerta A (2009) Exact bounds for linear outputs of the advection–diffusion–reaction equation using flux-free error estimates. *SIAM J Sci Comput* 31(4):3064–3089. <https://doi.org/10.1137/080724356>. ISSN: 1064-8275
 22. Jakobsson H, Bengzon F, Larson MG (2011) Adaptive component mode synthesis in linear elasticity. *Int J Numer Methods Eng* 86(7):829–844. <https://doi.org/10.1002/nme.3078>. ISSN: 1097-0207
 23. Oden JT, Prudhomme S (2001) Goal-oriented error estimation and adaptivity for the finite element method. *Comput Math Appl* 41(5):735–756. [https://doi.org/10.1016/S0898-1221\(00\)00317-5](https://doi.org/10.1016/S0898-1221(00)00317-5). ISSN: 0898-1221
 24. Ekre F, Larsson F, Runesson K, Jänicke R (2020) A posteriori error estimation for numerical model reduction in computational homogenization of porous media. *Int J Numer Methods Eng* 121(23):5350–5380. <https://doi.org/10.1002/nme.6504>. ISSN: 0029-5981, 1097-0207
 25. Biot MA (1941) General theory of three-dimensional consolidation. *J Appl Phys* 12(2):155–164. <https://doi.org/10.1063/1.1712886>. ISSN: 0021-8979
 26. Rice JR, Cleary MP (1976) Some basic stress diffusion solutions for fluid-saturated elastic porous media with compressible constituents. *Rev Geophys* 14(2):227. <https://doi.org/10.1029/RG014i002p00227>. ISSN: 8755-1209
 27. Larsson F, Runesson K, Su F (2010) Variationally consistent computational homogenization of transient heat flow. *Int J Numer Methods Eng* 81(13):1659–1686. <https://doi.org/10.1002/nme.2747>. ISSN: 1097-0207
 28. Bezanson J, Edelman A, Karpinski S, Shah V (2017) Julia: a fresh approach to numerical computing. *SIAM Rev* 59(1):65–98. <https://doi.org/10.1137/141000671>. ISSN: 0036-1445
 29. Carlsson K, Ekre F, contributors. Ferrite.jl
 30. Carlsson K, Ekre F (2019) Tensors.jl—tensor computations in Julia. *J Open Res Softw*. <https://doi.org/10.5334/jors.182>
 31. Geuzaine C, Remacle J-F (2009) Gmsh: A 3-D finite element mesh generator with built-in pre- and post-processing facilities. *Int J Numer Methods Eng* 79(11):1309–1331. <https://doi.org/10.1002/nme.2579>. ISSN: 1097-0207

Publisher's Note Springer Nature remains neutral with regard to jurisdictional claims in published maps and institutional affiliations.