



**CHALMERS**  
UNIVERSITY OF TECHNOLOGY

## **Liquid-Based Multijunction Molecular Solar Thermal Energy Collection Device**

Downloaded from: <https://research.chalmers.se>, 2021-12-11 21:15 UTC

Citation for the original published paper (version of record):

Wang, Z., Moïse, H., Cacciarini, M. et al (2021)

Liquid-Based Multijunction Molecular Solar Thermal Energy Collection Device

Advanced Science, In Press

<http://dx.doi.org/10.1002/advs.202103060>

N.B. When citing this work, cite the original published paper.

# Liquid-Based Multijunction Molecular Solar Thermal Energy Collection Device

Zhihang Wang, Henry Moïse, Martina Cacciarini, Mogens Brøndsted Nielsen, Masa-aki Morikawa, Nobuo Kimizuka, and Kasper Moth-Poulsen\*

Photoswitchable molecules-based solar thermal energy storage system (MOST) can potentially be a route to store solar energy for future use. Herein, the use of a multijunction MOST device that combines various photoswitches with different onsets of absorption to push the efficiency limit on solar energy collection and storage is explored. With a parametric model calculation, it is shown that the efficiency limit of MOST concept can be improved from 13.0% to 18.2% with a double-junction system and to 20.5% with a triple-junction system containing ideal, red-shifted MOST candidates. As a proof-of-concept, the use of a three-layered MOST device is experimentally demonstrated. The device uses different photoswitches including a norbornadiene derivative, a dihydroazulene derivative, and an azobenzene derivative in liquid state with different MOST properties, to increase the energy capture and storage behavior. This conceptual device introduces a new way of thinking and designing optimal molecular candidates for MOST, as much improvement can be made by tailoring molecules to efficiently store solar energy at specific wavelengths.

both time-variant and geographical conditions.<sup>[2]</sup> Molecular solar thermal energy storage (MOST) is one promising technology that can potentially be used for solar capture and storage purposes.<sup>[3]</sup> The system is made by organic photoswitchable molecules that can capture, store and release solar energy on-demand.<sup>[4]</sup> The uncharged low energy parent molecule can absorb and store sunlight in the form of chemical energy, thus photoisomerizing to a higher energy, metastable photoisomer. The converted molecule can then be stored ideally over an appropriate period of time. Later, when energy is needed, the charged molecule can be back-converted by heat or by an efficient catalyst on demand and release the stored chemical energy as heat. (see Figure 1)

From previous research, various key parameters for an optimal MOST system have been assessed.<sup>[5]</sup> The whole process can be

illustrated by an energy diagram, as shown in Figure 2a. The parent molecule can initially be photoexcited by incoming solar energy ( $E_{nm}$ ) to an excited state (parent\*), then the molecule will be photoisomerized to the corresponding metastable higher energy photoisomer. In an ideal case here, the photoisomerization quantum yield is assumed as unity to simplify the further calculation. Normally, the photochemical process could generate some relaxation energy loss, noted as  $E_l$ , and the energy difference between

## 1. Introduction

During a year, the sun delivers about 23000 TWy of energy, meaning that it can provide the annual human power need in only seven hours.<sup>[1]</sup> With an increasing population and energy consumption, harvesting a small portion of solar light can potentially relieve the pressure of the worldwide growing energy demand. However, the utilization of solar energy is strongly dependent on

Z. Wang, K. Moth-Poulsen  
Department of Chemistry and Chemical Engineering  
Chalmers University of Technology  
Kemigården 10, Gothenburg 41296, Sweden  
E-mail: kasper.moth-poulsen@chalmers.se


H. Moïse  
Department Chemical Engineering  
University of California  
Santa Barbara USA

M. Cacciarini  
Department of Chemistry "U. Schiff,"  
University of Florence  
via della Lastruccia 3–13, Sesto Fiorentino (FI) 50019, Italy

M. B. Nielsen  
Department of Chemistry  
University of Copenhagen  
Universitetsparken 5, Copenhagen Ø 2100, Denmark

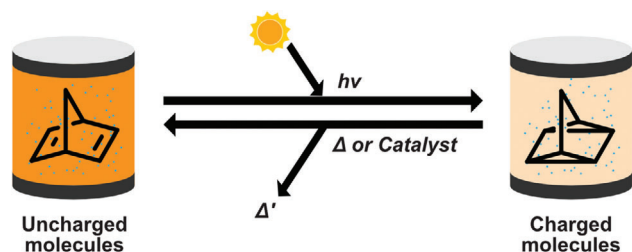
M.-aki Morikawa, N. Kimizuka  
Department of Chemistry and Biochemistry  
Graduate School of Engineering  
Kyushu University  
744 Moto-oka, Nishi-ku, Fukuoka 819-0395, Japan

M.-aki Morikawa, N. Kimizuka  
Center for Molecular Systems (CMS)  
Kyushu University  
744 Moto-oka, Nishi-ku, Fukuoka 819-0395, Japan

 The ORCID identification number(s) for the author(s) of this article can be found under <https://doi.org/10.1002/advs.202103060>

© 2021 The Authors. Advanced Science published by Wiley-VCH GmbH. This is an open access article under the terms of the Creative Commons Attribution License, which permits use, distribution and reproduction in any medium, provided the original work is properly cited.

DOI: 10.1002/advs.202103060



**Figure 1.** A scheme of MOST concept. The photoswitchable molecules (for instance norbornadiene couple) can be switched back and forth through light source and heat/catalyst.

the photoisomer and its initial parent state is the stored energy in the system ( $\Delta H_{\text{storage}}$ ). In order to release the stored energy, the metastable high-energy photoisomer needs to overcome an energy barrier ( $E_a$ ) to initiate the back-conversion reaction. This energy barrier is thermodynamically related with the energy storage half-life.

To estimate the efficiency limit of a MOST system, with above mentioned parameters, Equation (1) can be formulated<sup>[5a]</sup>

$$\eta_{\text{MOST\_limit}} = \frac{\dot{N}(E_{\text{nm}}) \cdot (E_{\text{nm}} - E_a - E_1)}{\dot{E}_{\text{sun}}} = \frac{\dot{N}(E_{\text{nm}}) \cdot \Delta H_{\text{storage}}}{\dot{E}_{\text{sun}}} \quad (1)$$

where  $\dot{N}$  represent the number of absorbed photons at an excitation energy  $E_{\text{nm}}$  per unit time, and per irradiated area.  $\dot{E}_{\text{sun}}$  corresponds to the total incoming solar power with air mass 1.5. In this model, the molecular absorption profile is modeled as a step function as shown in Figure 2b. It is assumed that all incoming photons from the solar spectrum above the threshold energy are completely absorbed by the photoswitchable molecules.

For an ideal MOST system, it was previously estimated that the maximum solar energy storage efficiency can reach up to 12.4% at an  $S_0$ - $S_1$  gap of 1.81 eV and a storage time of 24 d.<sup>[5a]</sup> To further enhance this efficiency limit, a multijunction device design, inspired by multijunction solar cells, is an interesting concept to introduce. For single-junction polymer solar cells, the maximum efficiency was estimated to be around 10–13% with a bandgap of 1.5 eV.<sup>[6]</sup> However, this efficiency can be further increased by changing the single-junction to multijunction. Based on the quadruple-junction design, the efficiency has been predicted to reach up to 41.7%.<sup>[7]</sup> Inspired by these device design strategies, similar ideas have been realized by multijunctional MOST in solid form with azobenzene molecules.<sup>[8]</sup> For instance, the overall efficiency was measured as 0.4% for a multilayer azobenzene derivative multijunctional film, higher than any azobenzene film-based MOST device to date.

Compared to a solid-state system, liquid-based MOST systems have the advantage of easy transportation and functioning, e.g., the liquid solution can be pumped in a closed system for automated operating cycles.<sup>[5a,9]</sup> Thus, it is stimulating to consider to estimate the efficiency limit change and design of a multilayered flow device. Intuitively, each layer could be flowed with different molecular solutions, which cover different parts of the solar irradiation spectrum (see Figure 2c). Hence, we first start with a parametric study of the limit efficiency difference on liquid-based

multijunction MOST setup, then experimentally demonstrate the concept with three different molecular candidates (a norbornadiene derivative NBD, a dihydroazulene derivative DHA, and an azobenzene derivative AZO in liquid state) in a triple-junction microfluidic device.

## 2. Estimating the Solar Energy Storage Efficiency Limit on Liquid-Based Multijunction MOST Device

To simplify the calculation, it is assumed that, with solar irradiation started from 300 nm as a cutoff wavelength, the energy loss during photoisomerization reaction  $E_1$  is equal to zero. We also note that this height of  $E_a$  has a large impact on the theoretical limit of the MOST system, and is one of the main reasons that the values of  $\eta_{\text{MOST\_limit}}$  in different works are not the same.<sup>[5a,c]</sup> In our study, we consider only an  $E_a$  of 110 kJ mol<sup>-1</sup> (24 d half-life at room temperature) to keep the uniformity and simplicity of the calculation.

In order to estimate the effect of using a double-layer device, we first note the calculated efficiency at each onset wavelength of the first layer as  $\eta_{\text{MOST1}}(E_{\text{nm}})$ , then we introduce to the model a second layer with MOST molecule. In this case, all photons that have wavelengths shorter than the onset wavelength of the first layer molecules are completely absorbed by the molecules in the first layer. So the incoming photon's wavelength to the second layer will start from the onset to the end of the solar irradiation spectrum (see Figure 2c). Under such circumstances, we calculate the efficiency limit of the second layer with  $n$  nm redshifted to the first layer ( $n = 1, 2, 3, \dots$  until the onset of the second layer corresponds to the end of the solar spectrum), and calculate with each red-shifted wavelength, its corresponding efficiency limit (note  $\eta_{\text{MOST2}}$ ). The maximum efficiency limit of the red-shifted second layer is then noted as  $\eta_{\text{MOST2\_max}}(E_{\text{nm}})$ . Hence, the new overall efficiency limit for this double-layer system can then be expressed as Equation (2)

$$\eta_{\text{MOST\_double-junction}}(E_{\text{nm}}) = \eta_{\text{MOST1}}(E_{\text{nm}}) + \eta_{\text{MOST2\_max}}(E_{\text{nm}}) \quad (2)$$

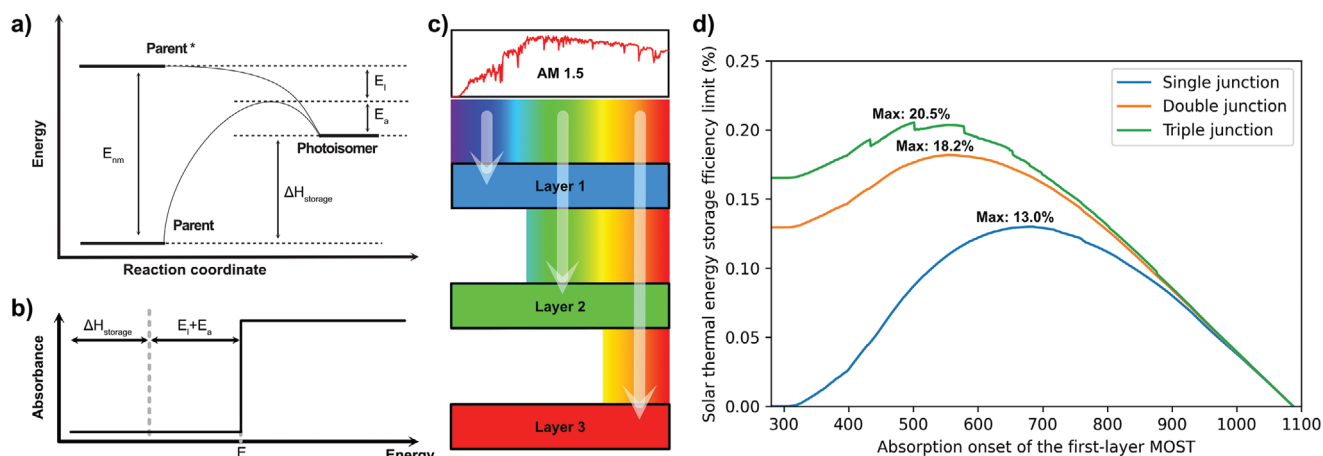
With Equation (2), the efficiency limit of a double-layer system can be estimated and plotted as shown in Figure 2d. Clearly, this limit can then be further pushed from 13.0% to 18.2%, with an optimal onset of absorption of 556 nm for the first layer and 760 nm for the second layer.

Similar calculations can be performed for a triple-junction device estimation. Compared to the double-layer concept, an additional third layer has been introduced to the model. In such a case, the total efficiency limit can be calculated with Equation (3)

$$\eta_{\text{MOST\_triple-junction}}(E_{\text{nm}}) = \eta_{\text{MOST1}}(E_{\text{nm}}) + \eta_{\text{MOST2\_max}}(E_{\text{nm}}) + \eta_{\text{MOST3\_max}}(E_{\text{nm}}) \quad (3)$$

A maximum efficiency limit of 20.5% can be hence obtained; the optimal onset of absorption for the first layer is located at 501 nm, 718 nm for the second layer, and 883 nm for the third layer.

To be mentioned, it is also possible to add an infinite number of layers for the calculation. However, the efficiency limit does not significantly change using quadruple or quintuple-junction



**Figure 2.** a) Energy diagram of the photoisomerization reaction.  $E_{nm}$  represents the  $S_0$ – $S_1$  gap of the photoswitch.  $E_i$  is the thermal relaxation loss after photoisomerization reaction.  $E_a$  is the thermal back-conversion barrier and  $\Delta H_{storage}$  is the energy storage enthalpy of the molecule. b) Absorption profile of a MOST candidate is assumed as a step function. All the incoming photons above the threshold energy (onset of absorption) are fully absorbed. c) Scheme of a triple-junction MOST collection. d) Estimation of the energy storage efficiency limit of  $E_i + E_a = 110 \text{ kJ mol}^{-1}$  compounds ( $\tau_{1/2} = 24 \text{ d}$  at  $25 \text{ }^\circ\text{C}$ ), in single-junction system (efficiency limit: 13.0%), in double-junction system (efficiency limit: 18.2%), and in triple-junction system (efficiency limit: 20.5%).

**Table 1.** Photophysical data of used photoswitchable candidates in this study.

	$\lambda_{onset}$ [nm]	$\lambda_{max}$ [nm]	$\epsilon_{max}$ [ $\text{M}^{-1} \text{cm}^{-1}$ ]	$\Phi_{iso}$ [%]	$t_{1/2}$ [h]	$\Delta H_{storage}$ [kJ mol $^{-1}$ ]	$\eta_{max}$ [%]
NBD	383	338	$1.2 \times 10^4$	82	47	95	0.79
DHA	454	360	$1.6 \times 10^4$	60	25	35	0.81
AZO	514/400 <sup>a)</sup>	350	$2.5 \times 10^4$	21	36	52	0.88/0.12 <sup>a)</sup>

<sup>a)</sup> Onset of absorption is defined as the wavelength where the absorptivity of the molecule is close to  $100 \text{ M}^{-1} \text{cm}^{-1}$ . For AZO-E, the onset of absorption is located at 514 nm by definition; however, AZO-Z can also be back-converted to E form at such wavelength to finally reach a photostationary state. Its actual  $\pi$ – $\pi^*$  conversion onset wavelength can also be defined around 400 nm. In such case,  $\eta_{max}$  will be drastically decreased by calculation which equals 0.12%.

design, which converges around 21.2%, indicating that a multi-junction MOST system can only store a maximum of 21% of the solar power as chemical energy (see S1, Supporting Information for python coding script).

### 3. Proof-of-Concept Demonstration of the Liquid-Based Triple-Junction MOST Device

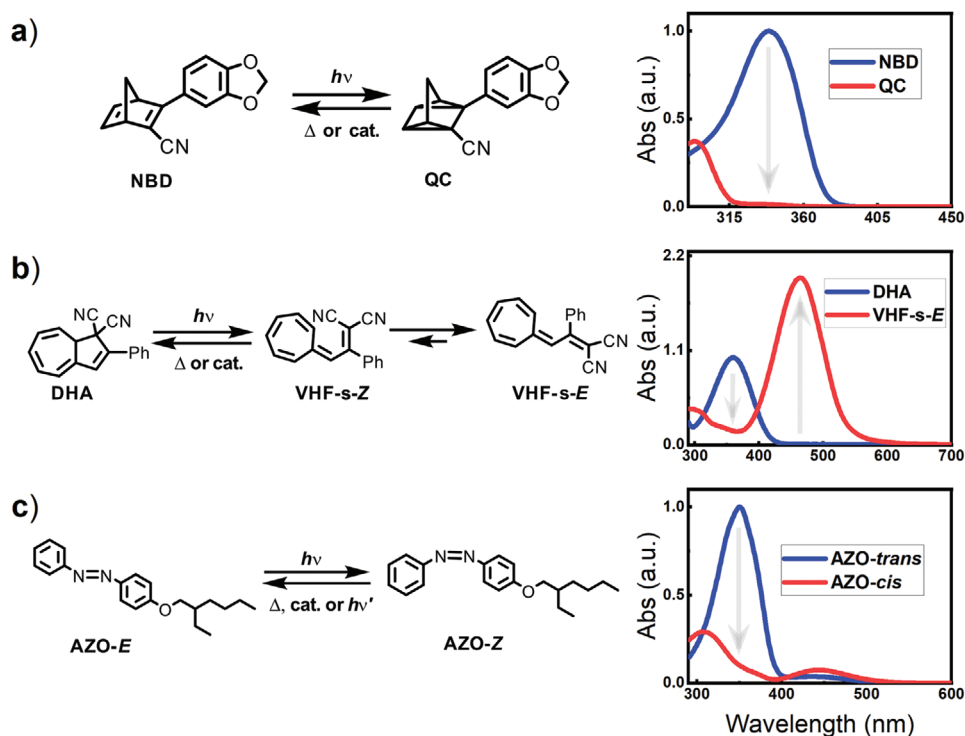
To experimentally illustrate the concept, a liquid-based triple-junction MOST device has been demonstrated in this work. As the most well-studied molecular systems, norbornadiene derivatives,<sup>[10]</sup> dihydroazulene derivatives,<sup>[11]</sup> and azobenzene derivatives<sup>[12]</sup> have gathered increasing attention for MOST purposes in recent years. As an experimental proof-of-concept, three compounds have been selected for demonstration in this work. The corresponding molecular structures in this work are shown in Figure 3. Once exposed under a light source, NBD can photoisomerize to its corresponding photoisomer quadricyclane (QC) via a [2+2] cycloaddition reaction. The high-energy, metastable state vinylheptafulvene (VHF) is formed via a light-induced ring-opening of its parent state DHA. VHF exists in an equilibrium between s-Z and s-E conformers, the latter being the most stable. AZO can be photoconverted from the initial E-state to its high-energy Z form. With different switching mechanisms, these three candidates feature different photochemical properties in

toluene (summarized in Table 1). It can be seen that the onset of NBD absorption is located at 383 nm. With a photoisomerization quantum yield of 82%, its photoisomer QC has almost zero absorption overlap with the parent state after conversion. Compared to NBD, the advantage of DHA and AZO consists of further redshifted absorption spectra with onset at 452 and 514 nm, respectively.

Theoretically, to estimate the maximum solar energy conversion efficiency of a specific molecule, the following Equation (4) can be used<sup>[9,12b]</sup>

$$\eta_{MOST} = \frac{\int_0^{\lambda_{onset}} \frac{E_{AM\ 1.5}(\lambda) \cdot (1-T) \cdot \phi_{iso} \cdot \Delta H_{storage}}{h\nu \cdot N_A} \times d\lambda}{\int E_{AM\ 1.5}(\lambda) d\lambda} \times 100\% \quad (4)$$

where  $E_{AM\ 1.5}(\lambda)$  represents the solar spectral irradiance in  $\text{J s}^{-1} \text{m}^{-2} \text{nm}^{-1}$ ,  $T$  corresponds to the transmittance of the used molecule in a specified device,  $\phi_{iso}$  is the photoisomerization quantum yield,  $\Delta H_{storage}$  represents the energy storage enthalpy in  $\text{kJ mol}^{-1}$ ,  $h$  is the Planck constant in  $\text{J s}$ ,  $\nu$  denotes the frequency of incoming light in  $\text{s}^{-1}$ , and  $N_A$  is Avogadro's constant. Hence, it can be calculated that, for each candidate with its corresponding onset of absorption conversion photoisomerization quantum yield and  $\Delta H_{storage}$  shown in Table 1, the maximum energy storage efficiency is 0.79% for NBD, 0.81% for DHA, and 0.88% for AZO.



**Figure 3.** Molecular structure and absorption spectrum of a) NBD/QC in toluene; b) DHA/VHF in toluene, and c) AZO-E/Z in toluene.

Experimentally, the optimum energy storage efficiency is defined as, the efficiency under a particular residence time of the fluid in a device, where a maximum conversion percentage is reached.<sup>[5d]</sup> To experimentally determine this value, three  $1 \times 10^{-3}$  M solutions of NBD, DHA, and AZO were prepared in toluene. Each solution was passed through a single-layer microfluidic chip with different flow speeds.

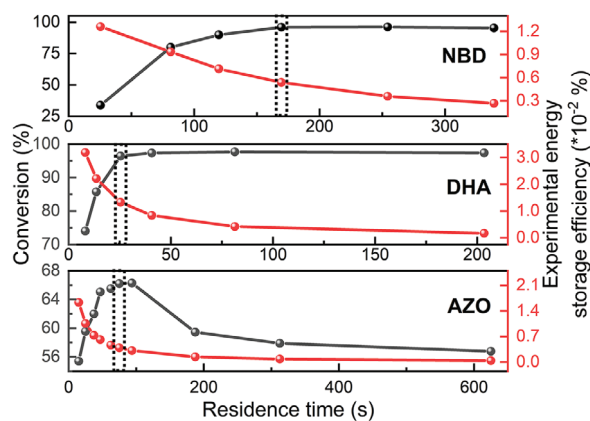
Because of the spectrum overlap between VHF-s-E and DHA, AZO-Z and E states, the parent molecular concentration under different residence times in the chip cannot be directly calculated via Lambert's law. Hence, the following Equation (5) needs to be used<sup>[12b]</sup>

$$C_{\text{parent}} = \frac{\frac{A_{\lambda}}{l} - \frac{\epsilon_{\text{photoisomer}}(\lambda) \cdot A_{\text{isobestic}}}{\epsilon_{\text{isobestic}} \cdot l}}{\epsilon_{\text{parent}}(\lambda) - \epsilon_{\text{photoisomer}}(\lambda)} \quad (5)$$

where  $A_{\lambda}$  represents the unitless experimental absorbance during conversion experiment;  $l$  is the optical pathlength of the chip in cm;  $\epsilon_{\text{parent}}(\lambda)$  and  $\epsilon_{\text{photoisomer}}(\lambda)$  correspond to the absorptivity of the parent molecule and the photoisomer at wavelength  $\lambda$  in  $\text{M}^{-1} \text{cm}^{-1}$ , respectively;  $A_{\text{isobestic}}$  is the unitless experimental absorbance of molecular isobestic point;  $\epsilon_{\text{isobestic}}$  represents the absorptivity of the isobestic point in  $\text{M}^{-1} \text{cm}^{-1}$ .

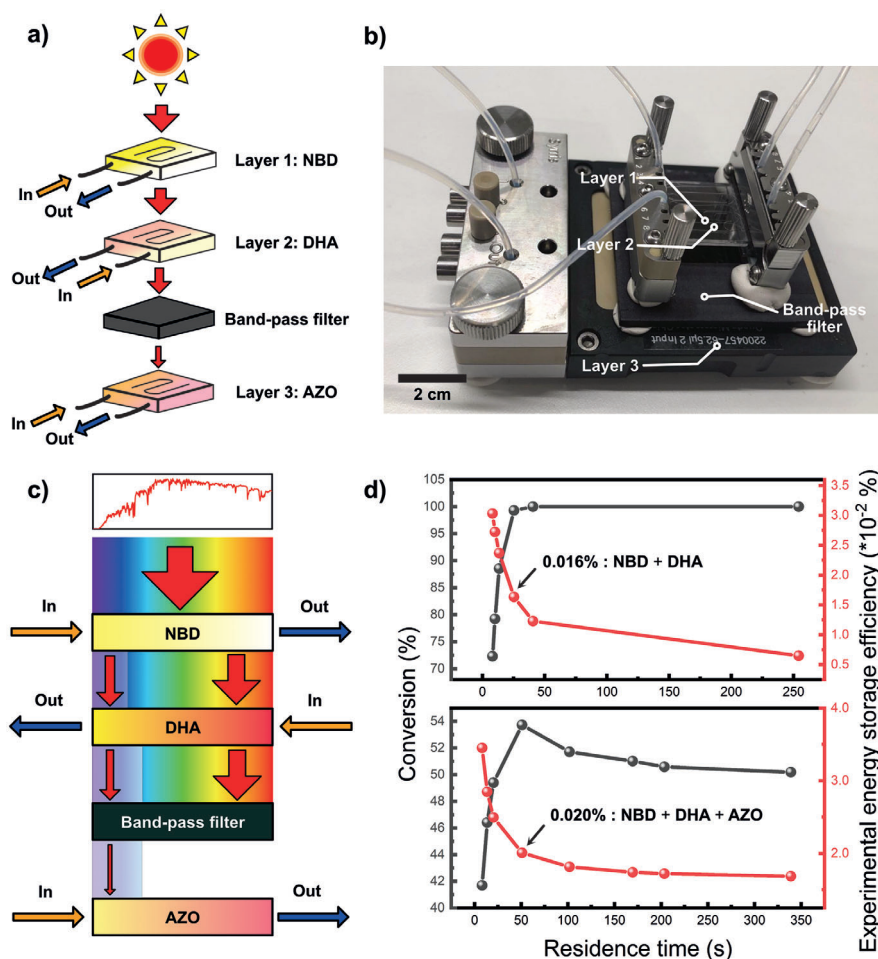
To calculate the experimental energy storage efficiency with different solution residence time in chip, Equation (6) can be used<sup>[11a]</sup>

$$\eta_{\text{MOST}} = \frac{\dot{n}_{\text{parent}} \cdot \alpha_{\text{photoisomer}} \cdot \Delta H_{\text{storage}}}{A \cdot E_{\text{AM } 1.5}} \quad (6)$$



**Figure 4.** Experimental conversion percentage and energy storage efficiency of NBD versus residence time in chip (top figure); DHA versus residence time in chip (middle figure); AZO versus residence time in chip without bandpass filter (bottom figure). Dashed areas represent the selected optimum energy storage efficiency at maximum conversion percentage, 0.005% with 96% conversion for NBD, 0.013% for 96% conversion for DHA, and finally 0.004% for 66% conversion of AZO. Each data point was recorded three times with multiacquisition counts per second (see S4, Supporting Information for detailed data acquisition and analysis)

where  $\dot{n}_{\text{parent}}$  is the flow speed of parent molecular solution in  $\text{mol s}^{-1}$ ,  $\alpha_{\text{photoisomer}}$  corresponds to the conversion percentage, and  $A$  is the effective irradiated surface in  $\text{m}^2$ . Based on this equation, it can be shown that, with different residence times in a single layer device (see S2, Supporting Information for details of microfluidic chips), which also correspond to the fluid exposure time under



**Figure 5.** a) The triple-junction MOST device with three different photoswitchable candidates; **NBD** was set to flow in layer 1, **DHA** was set to flow in layer 2 with the counter flow direction of chip; The band-pass filter will filter the residual light to convert **AZO** in layer 3. The flow direction in layer 3 is the same as in layer 1. b) Actual photo of the triple-layer device. c) Scheme of the solar intensity (red arrows) after each layer of the device. d) Experimental conversion percentage and energy storage efficiency of the **NBD** and **DHA** layers (top Figure) and the whole device (bottom Figure). With a maximum conversion percentage, a total energy storage efficiency of 0.020% can be obtained for the hybrid device. Each data point was recorded three times with multiacquisition counts per second (see S4, Supporting Information for detailed data acquisition and analysis).

solar irradiation, the optimum efficiency at near 100% conversion can reach 0.005% with 96% conversion for **NBD**, 0.013% for 96% conversion for **DHA**, and finally 0.009% for 66% conversion of **AZO**. To be mentioned, the measured energy storage efficiency of **AZO** first increased then further decreased with the sample residence time in the device. This is likely due to the imperfect filtration capacity of the used bandpass filter, i.e., when the exposure time increases, more visible photons can penetrate the bandpass filter, thus back-converting **AZO-Z** molecules (see Figure 4, S3, Supporting Information).

Unfortunately, the optimum solar energy storage efficiency of a single chip device can only reach around 0.01%. This large difference with the theoretical estimated limit is because of long residence time in device, low concentrated solutions ( $1 \times 10^{-3}$ ), and internal photon loss due to the spectral overlap of parent and photoisomer molecules during the conversion process as well as the molecules not capturing all photon energy due to quantum yields that a less than 100% and storage energies lower than the photon energy.<sup>[11a]</sup> In order to capture more residual solar en-

ergy, thus increase the solar thermal energy storage efficiency to demonstrate the multijunction concept, we have set up a triple-junction solar thermal energy storage device with all those three photoswitches. According to the absorption profile of the three couples, it is desirable to set the **NBD** solution as the first layer of the fluidic solution. The second fluidic layer was set up with **DHA** solution. To be able to capture more residual light after the first two layers, **AZO**-based solution was put on the bottom of the device. It should be noticed from the single-chip experiments that **NBD** and **DHA** can easily reach near 100% conversion; however, the maximum conversion percentage of **AZO** can only attain 66%. This is mainly due to the photoinduced back-conversion of **AZO** under visible light. Therefore, to reduce this challenge, a bandpass filter has been inserted between layer two and layer three. (see Figure 5a–c, Figure S3, Supporting Information)

Experimentally, the first layer of **NBD** solution was flowing with a speed of  $12 \mu\text{L min}^{-1}$  to maintain the near-complete conversion to **QC** and optimum solar storage efficiency of 0.005%. The second layer was then tested with a different flow speed of

DHA to obtain the optimum flow speed. At this stage, in order to maximize the utilization of incoming photons, the flow direction was set as opposed to the first layer. Hence, an optimum total of two layers solar energy storage efficiency of 0.016% was measured. By keeping this flow speed in layer 2, layer 3 was also tested with various fluidic residence times, keeping the same flow direction as in layer 1. As a result, an overall energy storage efficiency of 0.020% can finally be determined. Such efficiency is higher than the efficiency of any of the single-layer devices in this work, and successfully demonstrated the concept of using a multijunction device to increase the overall solar thermal energy storage efficiency (see Figure 5d).

## 4. Conclusion

In summary, we have evaluated the possibility of using a multijunction **MOST** to enhance the solar thermal energy storage efficiency. Theoretically, we estimated the efficiency limit of a double- and triple-junction **MOST** system with two and three ideal **MOST** candidates (assuming a back-conversion barrier  $E_a = 110 \text{ kJ mol}^{-1}$ , half-life of 24 d), showing that for double-junction device, the efficiency limit can reach up to 18.2% with ideal onset of absorption at 556 nm from the first layer and 760 nm from the second layer. For triple-junction device, this efficiency limit can attain up to 20.5% with an ideal onset at 501 nm from the first layer, 718 nm from the second layer, and 883 nm from the third layer. Additional layers will not add much to the efficiency, since the minimal photon energy that the molecules can absorb is defined in our model by the sum of the  $E_a$  and  $E_i$ . This puts an upper limit to the wavelengths that can be utilised. Experimentally, we demonstrated, for the first time, a liquid-based **MOST** triple-junction solar collector device. By using  $1 \times 10^{-3} \text{ M}$  solution in toluene of three different photoswitchable molecules, an overall optimum solar energy storage efficiency of up to 0.020% has been measured, higher than any of the single-junction device studied in this work. Thus, the result shows that, besides seeking an ideal **MOST** molecule which could fulfill all **MOST** criteria, it is also possible to enhance the solar energy storage efficiency by combining **MOST** systems optimized for operation at different wavelengths. We note that photoswitches operating in the NIR traditionally have been difficult to achieve but that very recent demonstrations using **AZO**-based photoswitches shows that this is possible.<sup>[13]</sup>

## Supporting Information

Supporting Information is available from the Wiley Online Library or from the author.

## Acknowledgements

The authors would like to thank the financial support from K. & A. Wallenberg foundation, the Swedish Foundation for Strategic Research, the Swedish research foundation FORMAS the Swedish Energy Agency, and the European Union's Horizon 2020 research and innovation programme under grant agreement No. 951801.

## Conflict of Interest

The authors declare no conflict of interest.

## Data Availability Statement

Relevant data are supplied in the article and in the Supporting Information.

## Keywords

molecular solar thermal energy storage efficiency, multijunction solar collector, organic photoswitches, solar energy storage

Received: July 16, 2021

Revised: August 27, 2021

Published online:

- [1] a) The British Petroleum Company plc, *Statistical Review of World Energy*. **2019**; b) International Energy Agency, *World Energy Outlook*, **2019**.
- [2] B. Parida, S. Niyan, R. Goic, *Renewable Sustainable Energy Rev.* **2011**, *15*, 1625.
- [3] a) Z.-i. Yoshida, *J. Photochem.* **1985**, *29*, 27; b) K. Moth-Poulsen, D. Čoso, K. Börjesson, N. Vinokurov, S. K. Meier, A. Majumdar, K. P. C. Vollhardt, R. A. Segalman, *Energy Environ. Sci.* **2012**, *5*, 8534.
- [4] a) Q. Qiu, Y. Shi, G. G. D. Han, *J. Mater. Chem. C* **2021**, *9*, 11444. b) M. A. Gerkman, G. G. D. Han, *Joule* **2020**, *4*, 1621; c) J. Orrego-Hernández, A. Dreos, K. Moth-Poulsen, *Acc. Chem. Res.* **2020**, *53*, 1478; d) L. Dong, Y. Feng, L. Wang, W. Feng, *Chem. Soc. Rev.* **2018**, *47*, 7339.
- [5] a) K. Börjesson, A. Lennartson, K. Moth-Poulsen, *ACS Sustainable Chem. Eng.* **2013**, *1*, 585; b) M. Kuisma, A. Lundin, K. Moth-Poulsen, P. Hyldgaard, P. Erhart, *ChemSusChem* **2016**, *9*, 1786; c) D. A. Strubbe, J. C. Grossman, *J. Phys.: Condens. Matter* **2018**, *31*, 034002; d) M. H. Hansen, S. T. Olsen, K. O. Sylvester-Hvid, K. V. Mikkelsen, *Chem. Phys.* **2019**, *519*, 92.
- [6] a) J.-D. Chen, C. Cui, Y.-Q. Li, L. Zhou, Q.-D. Ou, C. Li, Y. Li, J.-X. Tang, *Adv. Mater.* **2015**, *27*, 1035; b) Z. He, B. Xiao, F. Liu, H. Wu, Y. Yang, S. Xiao, C. Wang, T. P. Russell, Y. Cao, *Nat. Photonics* **2015**, *9*, 174.
- [7] J. F. Geisz, R. M. France, K. L. Schulte, M. A. Steiner, A. G. Norman, H. L. Guthrey, M. R. Young, T. Song, T. Moriarty, *Nat. Energy* **2020**, *5*, 326.
- [8] A. K. Saydjari, P. Weis, S. Wu, *Adv. Energy Mater.* **2017**, *7*, 1601622.
- [9] Z. Wang, A. Roffey, R. Losantos, A. Lennartson, M. Jevric, A. U. Petersen, M. Quant, A. Dreos, X. Wen, D. Sampedro, K. Börjesson, K. Moth-Poulsen, *Energy Environ. Sci.* **2019**, *12*, 187.
- [10] M. Jevric, A. U. Petersen, M. Mansø, S. Kumar Singh, Z. Wang, A. Dreos, C. Sumbly, M. B. Nielsen, K. Börjesson, P. Erhart, K. Moth-Poulsen, *Chem. - Eur. J.* **2018**, *24*, 12767.
- [11] a) Z. Wang, J. Udmark, K. Börjesson, R. Rodrigues, A. Roffey, M. Abrahamsson, M. B. Nielsen, K. Moth-Poulsen, *ChemSusChem* **2017**, *10*, 3049; b) S. Broman, S. Brand, C. Parker, M. Petersen, C. Tortzen, A. Kadziola, K. Kilså, M. B. Nielsen, *Arkivoc* **2011**, *ix*, 51.
- [12] a) K. Masutani, M.-a. Morikawa, N. Kimizuka, *Chem. Commun.* **2014**, *50*, 15803; b) Z. Wang, R. Losantos, D. Sampedro, M.-a. Morikawa, K. Börjesson, N. Kimizuka, K. Moth-Poulsen, *J. Mater. Chem. A* **2019**, *7*, 15042.
- [13] a) K. Kim, V. Jani, T. Evgenii, A. Zafar, K. Elina, S. Peter, P. Arri, *Research Square* **2021**; <https://doi.org/10.21203/rs.3.rs-608595/v1>. b) Z.-Y. Zhang, Y. He, Z. Wang, J. Xu, M. Xie, P. Tao, D. Ji, K. Moth-Poulsen, T. Li, *J. Am. Chem. Soc.* **2020**, *142*, 12256; c) Y. He, Z. Shang-guan, Z.-Y. Zhang, M. Xie, C. Yu, T. Li, *Angew. Chem., Int. Ed.* **2021**, *60*, 16539; d) M. Dong, A. Babalhavaeji, C. V. Collins, K. Jarrah, O. Sadovski, Q. Dai, G. A. Woolley, *J. Am. Chem. Soc.* **2017**, *139*, 13483.