

SF₆, the most commonly used arc extinguishing and insulating gas in gas-insulated switchgears, is a greenhouse gas with high global warming potential, requiring careful handling throughout its life cycle



ABSTRACT

SF₆, the most commonly used arc extinguishing and insulating gas in gas-insulated switchgears (GIS), is a greenhouse gas with high global warming potential, requiring careful handling throughout its life cycle.

In order to reduce the GIS-related global warming impact, innovative solutions using alternative gases have been developed by different manufacturers, especially the blue GIS from Siemens – available for 145 kV / 40 kA / 3150 A – with clean air insulation and vacuum switching

technology shows many technical advantages.

KEYWORDS

High voltage gas-insulated switchgear, GIS, vacuum interrupter, clean air, SF₆ alternatives

Technically advanced and SF₆-free 145 kV blue GIS

Clean air- and vacuum-based interrupter technology

1. Introduction

Today, SF₆ is by far the most globally used medium for arc extinguishing and insulating gas in high-voltage switchgears. Its excellent technical properties have been proven in high voltage applications for more than 50 years.

SF₆ requires careful handling throughout its life cycle to prevent gas leakage into the atmosphere, as it is a high global warming potential (GWP) greenhouse gas with a very long lifetime.

In order to improve the sustainability of the energy supply and to reduce the GIS-related global warming impact, research on SF₆ alternative solutions have been worked on internationally for years [1-12].

The alternative solutions offered today are clean air, CO₂ and fluoroketones or fluoronitriles, with mixtures of N₂, O₂ or CO₂, which are used as arc extinguishing and insulating media. On this basis, different products were developed, and first grid applications were started. Consequentially, the first modified draft of the IEC 62271-4 (Edition 2 / CD from 04/2019, [20]) including SF₆ alternatives gases has been worked out and is currently in distribution.

In this article, the status of the alternative solutions is summarized from the high-voltage switchgear point of view. On the other hand, the SF₆-free 145 kV blue GIS 8VN1 based on clean air and vacuum switching technology is also represented.

2. Status and evaluation of the SF₆ alternative gases

The alternative gases available today and their main properties, as well as pros and cons, are discussed in different papers, e.g. [1 - 12]. The decision to use clean air as insulating gas is grounded upon the following core clean air facts:

Clean air in high voltage application consists of 80 % N₂ and 20 % O₂, is cleaned from CO₂ and almost free of moisture (synthetic air). Clean air has neither global warming potential ((GWP) = 0) nor ozone depletion potential ((ODP) = 0).

Clean air is extremely stable, whereas SF₆ alternative fluorinated insulating gases have a lower long-term stability and a higher tendency of irreversible decomposition under the influence of electric arcs [2, 3]. Under the influence of electric arcs, e.g. when switching bus transfer current (BTC), or switching busbar commutation currents with circuit breakers, partially fluorine-containing gaseous decomposition products such as hydrogen fluoride, cyanogen and carbon monoxide could be detected. If solid decomposition products with a high proportion of carbon are deposited on insulating parts, the voltage stresses can lead

to arcing of the insulating surface and finally to a reduction of the dielectric surface strength. In addition, the fluoronitrile content is reduced from e.g., 4.7 % to 3.6 % [13]. Although design measures can be taken to minimise spark formation and soot formation, the proof of long-term stability must be provided in the pilot applications.

The decomposition products must also be taken into account, with regards to environmental protection and health and safety at work. Only with clean air are there no toxicological aspects to consider when operating switchgear. For the fluorinated alternative gases, cost-relevant additional measures regarding environmental, health, and occupational safety reasons must be taken into account [13, 19].

Not only do the SF₆ emissions play a role regards to the global warming impact, but to a lesser extent, the dimensions and/or the material input and the GIS design (e.g. gas tightness) is important as well. Over the last few decades, improvements have primarily been achieved through reduced gas quantities, less material, no welding and design related lower leak rates of CO₂-eq. Consequently, the greenhouse impact caused

In order to reduce the GIS-related global warming impact, innovative solutions using alternative gases have been developed by different manufacturers

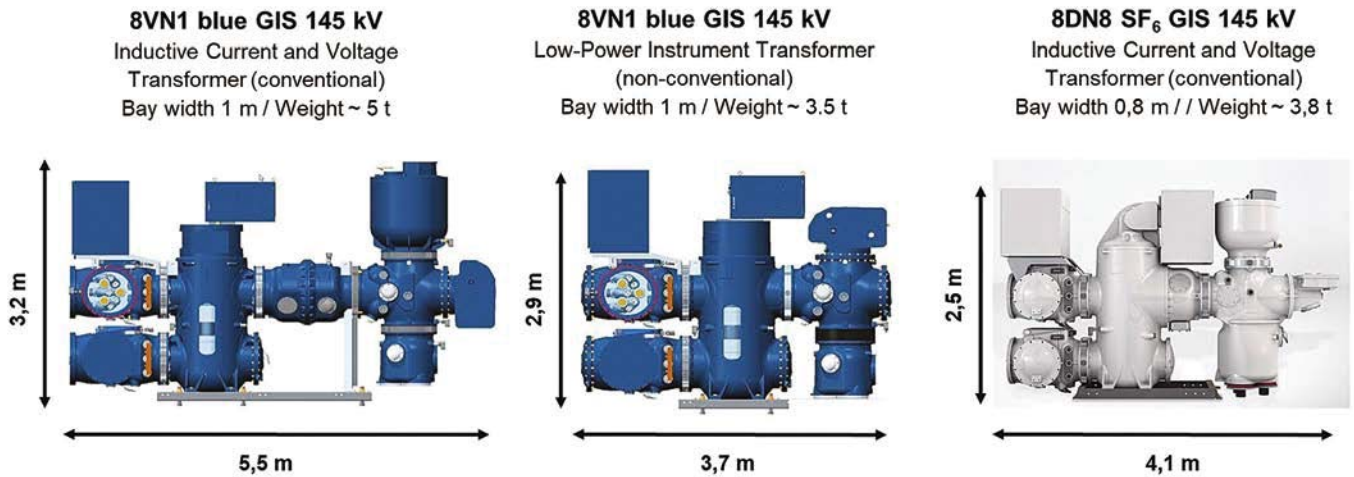


Figure 1: Impact of clean air and LPIT to size and weight of a typical 145 kV GIS bay

Siemens' blue GIS, available for 145 kV / 40 kA / 3150 A, with clean air insulation and vacuum switching technology shows many technical advantages

by GIS could already be significantly reduced today by replacing the old inventory with modern SF₆ GIS facilities. Further reductions can be achieved by using non-conventional measurement methods (LPIT: low-power instrument transformer) for current and voltage measurements. The LPIT has been extensively tested and all relative type tests have been carried out without any objections. The functionality of this technical solution was successfully confirmed in various pilot applications [14]. Against the background of digitalisation, there has been a noticeable increase in interest

in both the LPIT and Sensgear® [15, 18] solutions, which is expected to continue. The LPIT application is a successful countermeasure to reduce the slightly larger GIS dimensions because of the weaker dielectric strength capabilities [e.g. 1 - 4] of clean air compared with SF₆, Figure 1.

The basis for clean air as an insulating gas is through the use of vacuum switching technology for short circuit interruption. Vacuum switching has been used successfully for more than 40 years [13]. It is characterized above all by its

constant properties over the entire life cycle. The vacuum interrupter tube is hermetically sealed and excludes any external influence. On the other hand, environmentally damaging decomposition products do not occur in the vacuum. Further advantages result from the lower burning voltage and energy conversion in the switching path as visible in Figure 2. The shorter arcing time (around 5 ms faster than in SF₆) results in less wear of the contacts, resulting in less material erosion and more nominal and more short-circuit current switching capabilities (up to 30, with SF₆ usually up to 8).

The high performance and proven vacuum switching paired with the clean air insulation allows the ecological footprint to be reduced to the highest safety level, without having to sacrifice performance and economy. For a customer in Norway, the overall CO₂ reduction was calculated resulting in an overall saving

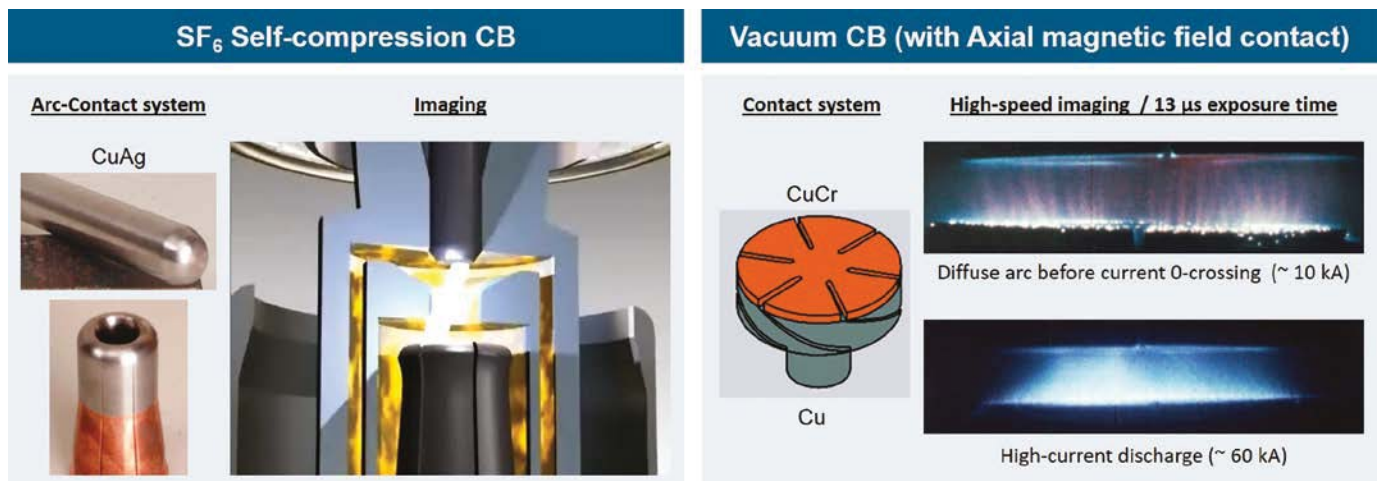


Figure 2: Comparison of arc behaviour in high voltage gas and in vacuum interrupter circuit breaker (CB)

of around 86 % CO₂-equivalent in comparison to nowadays used SF₆ GIS [17]. A lower CO₂-eq. impact can be also recognized in comparison to a comparable SF₆ GIS using Fluoronitrile instead of SF₆ as insulating gas, Figure 3. As an outcome for an average 145 kV substation with 7 bays, a total reduction of around 14 000 kg CO₂-eq. environmental impact can be achieved per year. In fact, this approximately corresponds to the CO₂ compensation of about 1200 adult beech trees.

Figure 4 summarises an overall assessment of the currently discussed SF₆ alternative solutions. It becomes obvious that clean air combined with vacuum interruption in total is an excellent alternative to SF₆. Beside the environmental advantage, it also has a technical performance improvement.

3. Concept / Qualification of 145 kV 8VN1 blue Blue

The basis of 8VN1 is the modification of an existing SF₆ product for 170 kV / 63 kA (8DN8). The product has a modular design and enables all customer-specific circuit requirements to be met, e.g. Figure 5 shows an exemplary, so-called, H configuration.

With extensive simulations based on finite element methods (FEM) being carried out, significant modifications have been made to the circuit-breaker by integrating the vac-

uum interrupter into the design. The vacuum tube was developed in such a way that it meets the requirements of outdoor circuit breakers and GIS for a short-circuit breaking current of 40 kA and a rated voltage of 145 kV

even up to -50°C w/o liquation and specific additional measures (e.g. heating mats). All development, as well as all type tests according to IEC and IEEE including seismic IEEE tests, were passed w/o any objections [13].

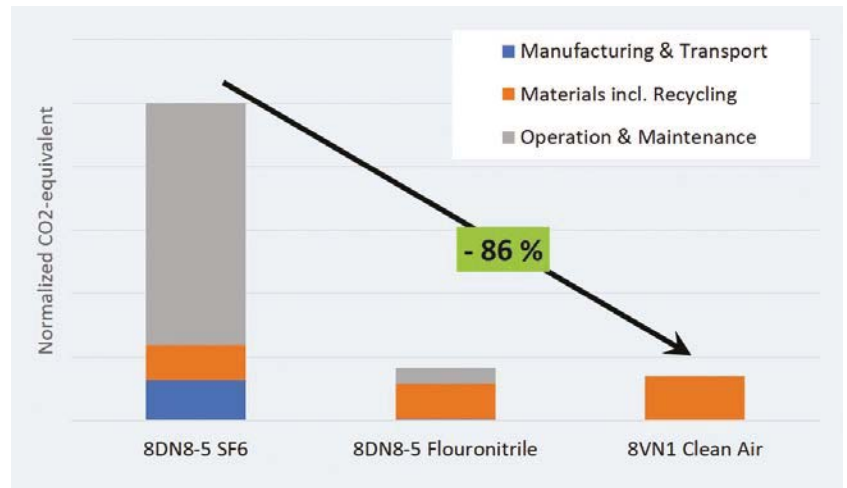


Figure 3: Carbon footprint for the entire life cycle based on LCA according to ISO 14040/44

Main boundary conditions: lifetime 50 years, 1 maintenance after 25 years, manufacturing/development gas losses 0.71 %, operational gas losses 0.1 % per year, maintenance gas losses 0.01 %, Norwegian energy mix (99 % renewables) -> almost no direct CO₂ impact from ohmic losses during operation, Clean Air = 80 % N₂ + 20 % O₂, Nitrile Gas Mixture = 4.6 % Novec4710 + 95.4 % CO₂

Despite the slightly larger dimensions compared to SF₆ due to the weaker dielectric performance of clean air, the advantages far outweigh the disadvantages

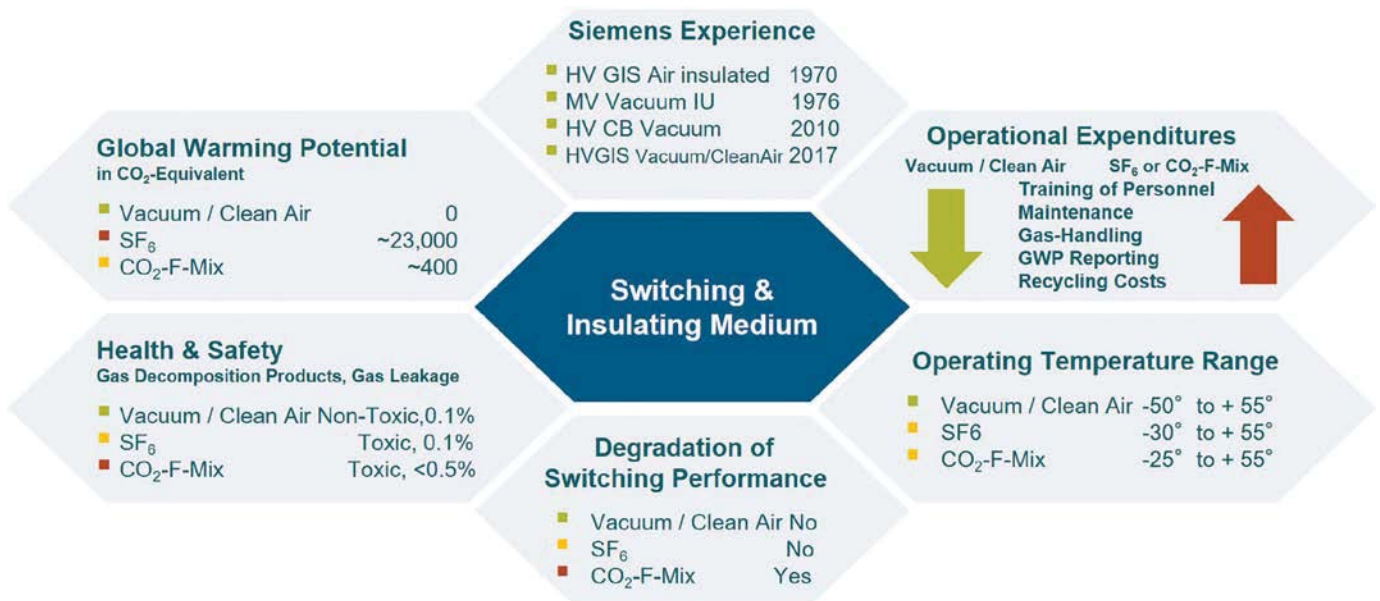


Figure 4: Summary of the advantages and disadvantages of currently discussed SF₆ alternative solutions

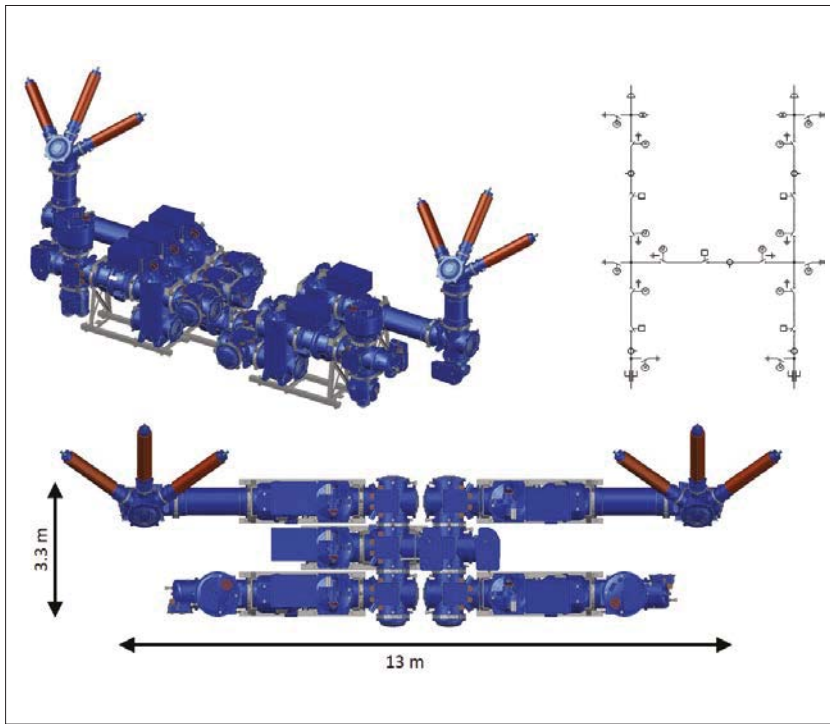


Figure 5: Modular design of 8VN1 using the example of an H-circuit configuration with conventional instrument transformers

Blue GIS is reliable, maintenance-free and long-term stable, hermetically sealed without any external influence, suitable for frequent switching, with excellent switching characteristics over the entire service life

Of special interests are the high-power tests. All switching conditions were safely mastered [16, 17]. This also applies to the inductive loads (e.g. choke). In particular, the following behaviour has been determined:

- The breakaway current of the vacuum switch is constantly independent of the arc time, with SF₆ it increases with increasing arc time.
- The maximum overvoltage due to current break for SF₆ and vacuum switch is in the same order of magnitude as for SF₆ and vacuum switch.
- Both switching media have a re-ignition-free window, which can be used e.g. with PSD (Point-on-Wave) switching.

8VN1 is the next clean air and vacuum interrupter-based product for high voltage applications. All operational experience with clean air and vacuum interrupter technology, in detail 72.5 kV GIS

& Live Tank (LT) as well as 145 kV LT, facilitate quick easy on-site handling and high reliability as well as positive customer feedback. Meanwhile more than 900 bays of orders from different parts of the world have been placed, demonstrating a high confidence regarding the SF₆ alternative solution and leading to a reduction of around 2000 tons of CO₂-eq. impact per year.

The development of the technology continues. At last year's Paris Cigré exhibition, a vacuum interrupter for 245 kV / 63 kA respectively 170 kV / 50 kA was presented and first results were published [16].

Conclusion

Despite the slightly larger dimensions compared to SF₆ due to the weaker dielectric performance of clean air, the advantages far outweigh the disadvantages.

All in all, the 145 kV GIS 8VN1 fulfils the strict criteria to be marked as “blue” and offers many technical advantages:

- Sustainable, highly reliable with excellent long-term stability
- No fluorinated gases, use up to low temperature (-50 °C) without additional measures
- No greenhouse gas emissions during operation and all other handling processes such as maintenance or recycling
- Use of environmentally friendly materials
- Lowest operating, maintenance, and recycling costs (clean air can be released into the environment while F-gases are time-consuming to evacuate)
- No toxicological aspects during operation to consider
- No emission compensation costs over the lifetime of the device

Further advantages result from the use of vacuum switching technology:

- Reliable, maintenance-free and long-term stable, hermetically sealed without any external influence
- Suitable for frequent switching: high number of short-circuit interruptions with excellent switching characteristics over the entire service life
- Perfect for low temperatures, no liquefaction of the switching medium, no additional heating required
- No CO₂-equivalent emissions, switching medium (vacuum) with zero global warming potential

Bibliography

[1] N. Presser, C. Orth, B. Lutz, M. Kuschel, J. Teichmann, *Advanced insulation and switching concepts for next generation high voltage substations*, Cigré Session 2016, Paris

[2] B. Lutz, K. Juhre, M. Kuschel, P. Glaubitz, *Behaviour of gaseous dielectrics with low global warming potential considering partial discharges and electric arcing*, Cigré Canada 2017 D1 Colloquium

[3] B. Lutz, M. Kuschel, P. Glaubitz, *Future Challenges for the Grid - Integration of environment friendly gas-insulated substations*, Cigré Recife Brazil 2017 B3 Colloquium

[4] B. Lutz, C. Orth, K. Juhre, N. Presser,

M. Kuschel, *Diel. Performance of Insulator Surfaces in Clean Air for HV Gas Insulated Switchgear Application*, 20th Intl. Symp. on High Voltage Engineering, Argentina, August 2017

[5] S. Kosse, P. Nikolic, G. Kachelriess, *Holistic evaluation of the performance of today's SF₆ alternatives proposals*, paper 0819, CIRED Int. Conf., Glasgow, June 2017

[6] M. Engel, C. Wolf, J. Teichmann, U. Prucker, D. Helbig, *145 kV Vacuum CB and Clean-Air Instrument Transformers – Product performance and first installations in AIS substations*, Cigré Session, Paris, 2018

[7] M. Kuschel, C. Bradler, C. Bütüner, L. Hansen, A. S. Bonde Mortensen, J. Gaard, *On-site experiences of 72.5 kV Clean-air GIS for Wind-turbine On- and Offshore application*, Cigré Session, Paris 2018

[8] 3M, “3M™ Novec™ 4710 / 5110 Dielectric Fluid”, Technical Data, October 2015

[9] D. Gautschi, A. Ficheux, M. Walter, J. Vuachet, *Application of a fluoronitrile gas in GIS and GIL as an environmental friendly alternative to SF₆*, paper B3-106, Cigré Session, Paris, 2016

[10] J. Mantilla, M. Claessens, M. Kriegel, *Environmentally Friendly Perfluoroketones-based Mixture as Switching Medium in High Voltage Circuit Breakers*, paper A3-113, Cigré Session, Paris, 2016

[11] C. Prevé, R. Maladen, D. Piccoz, J. M. Biase, *Validation method and comparison of SF₆ alternative gases*, paper D1-205, Cigré Session, Paris, August 2016

[12] Y. Kieffel, F. Biquez, D. Vigouroux, Ph. Ponchon, A. Schlernitzauer, R. Magous, G. Cros, J.G. Owens, *Characteristics of g3 - An Alternative to SF₆*, CIRED, Intl. Conf. Elec. Distri., Glasgow, 2017

[13] M. Kuschel, F. Ehrlich, T. Rank, K. Pohlink, *First 145 kV Gas-insulated Switchgear with climate-neutral insulating gas and vacuum interrupter as an alternative to SF₆*, VDE-Hochspan-

nungstechnik, Berlin, November 2018

[14] W. Olszewski, M. Kuschel, *New smart approach for a U/I-measuring system integrated in a GIS cast resin partition – design, manufacturing, qualification and operational experience*, ETG Congress, Bonn, November 2017

[15] <https://new.siemens.com/global/en/products/energy/high-voltage/transmission-products/sensgear.html>

[16] S. Giere, D. Helbig, M. Koletzko, S. Kosse, T. Rettenmaier, Ch. Stiehler, N. Wenzel, *Vacuum interrupter unit for CO₂-neutral 170 kV/50 kA switchgear*, VDE-Hochspannungstechnik, Berlin, November 2018

[17] M. Kuschel, L. Dejun, S. Kosse, U. Prucker, T. Rank, Ch. Stiehler, S. Wethekam, *Latest development status and operational experience on*

SF₆ free high-voltage products based on Clean Air insulation and Vacuum Interrupter technology, paper 26, Cigre Symposium, Chengdu, 2019

[18] M. Kuschel, D. Helbig, T. Hammer, M. Heinecke, P. H. Singh, *Sensformer[®] and Sensgear[®] - Intelligent IoT-connected*, paper 81, Int. Conf. on Cond. Mon., Diagnosis & Maintenance - CMDM, Romania, September 2019

[19] B. Lutz, M. Kuschel, K. Pohlink, R. Kurte, *Gas handling and assessment of gas quality in gas-insulated switchgear containing clean air*, paper 57, Int. Conf. on Cond. Mon., Diagnosis & Maintenance - CMDM, Romania, September 2019

[20] 17/1051/CD:2019-04 - IEC 62271-4 Ed.2.0 - High-voltage switchgear and controlgear - Part 4: Handling procedures for gases and gas mixtures for interruption and insulation

Authors



Mark Kuschel received his diploma degree in electrical engineering and his PhD degree in 1999 from the Technical University of Berlin, Germany. Afterwards, he started as a development engineer at Pirelli Cable Division Berlin. Since mid-2001, he has been employed by Siemens and held various global functions in the high-voltage products and gas-insulated switchgear division. Since October 2018, he has been Chief Technology Officer High Voltage Gas-insulated Switchgear.



Kerstin Kunde received her diploma degree in electrical engineering and her PhD degree in 1991 from the Technical University of Leipzig, Germany. Since 1991, she has been employed by Ritz, Trench and Siemens and held various global functions in the medium and high-voltage area in Germany and abroad. Since December 2016 she has been Global Head of Product Life Cycle Management for the High Voltage Gas-insulated Switchgear.



Ulf Katschinski received his diploma degree in electrical engineering and his PhD degree in 1995 from the Technical University of Braunschweig, Germany. Since 1995, he has been employed by Siemens and held various global functions in the medium and high-voltage area in Germany and abroad. Since August 2015 he has been Vice President of the High Voltage Products Gas Insulated Switchgear Segment and from December last year he is responsible for the Switching Product business segment.