

Biological activities of isatin and its derivatives

SURENDRA NATH PANDEYA^{1*}
SIVAKUMAR SMITHA²
MAYANK JYOTI²
SESHAIAH KRISHNAN SRIDHAR³

¹ Department of Pharmaceutics, Institute of Technology, Banaras Hindu University Varanasi–221 005, India

² Department of Pharmaceutical Sciences Faculty of Health and Medical Sciences Allahabad Agricultural Institute–DU Allahabad–211 007, India

³ C. L. Baid Mehta College of Pharmacy Jothi Nagar, Thorapakkam, Chennai–600 096, India

Received July 2, 2003

Accepted January 25, 2005

Isatin is an endogenous compound identified in humans that possesses a wide range of biological activities. Isatin has anxiogenic, sedative, anticonvulsant activities and acts as a potent antagonist on atrial natriuretic peptide receptors *in vitro*. A series of *p*-substituted isatin semicarbazones have shown anticonvulsant activity in MES, scPTZ and scSTY tests. Various isatin-*N*-Mannich bases of isatin-3-thiosemicarbazones have shown antiviral and tuberculostatic activity. Methisazone is an effective compound against variola and vaccinia viruses. The *N*-dimethyl and morpholino derivative of 5-methyl isatin and trimethoprim exhibited an EC_{50} of more than 4.3 and 17.7 $\mu\text{g mL}^{-1}$, respectively. Isatin (3-*o*-nitrophenyl) hydrazone has shown activity against Walker carcinoma-256. Various substituted indolinones showed antitubercular activity against *M. tuberculosis* H₃₇Rv with MIC ranging from 10–20 $\mu\text{g mL}^{-1}$. Isatin derivatives of Mannich bases had fibrinolytic, muscle relaxant, antiallergic, immunosuppressant, and antithrombotic activity. Isatin showed cardioinhibitory effect on frog heart, and hypotensive, respiratory depression and antidiuretic effects.

Keywords: isatin, Mannich bases, semicarbazones, anticonvulsant, antimicrobial, antitubercular effects

Isatin (2,3-dioxindole) is an endogenous compound identified in humans, and its effect has been studied in a variety of systems. Biological properties of isatin include a range of actions in the brain and offer protection against certain types of infections.

CNS ACTIVITIES

CNS depressant activities. – Isatin has a range of actions such as CNS-MAO inhibition, anticonvulsant and anxiogenic activities. Its effect as a mono amino-oxidase (MAO) inhibitor is the most potent *in vitro* action recorded to date. It is a selective MAO B inhi-

* Correspondence, e-mail: snpandeya@rediffmail.com

bitor with an inhibitory concentration (IC_{50}) of about $3 \mu\text{g mL}^{-1}$ (1). At higher concentrations it inhibits a variety of other enzymes, such as alkaline phosphatases. In rodents, it has been reported to act as an antiseizure agent and to potentiate the antiseizure action of propranolol. Isatin has also been found to increase vigilance (2). At a low dose (15 mg kg^{-1}), it is anxiogenic and prolongs pentylenetetrazole (PTZ) induced seizures while at higher dosage (80 mg kg^{-1}) it becomes sedative and anticonvulsant and the brain 5-HT levels are found to be significantly raised (3).

Anticonvulsant activity. – Bhattacharya and Chakraborti (4) reported isatin to be an endogenous compound with anxiogenic properties, which occur within a narrow intraperitoneal (*i.p.*) dose range ($15\text{--}20 \text{ mg kg}^{-1}$). Higher doses exhibited a significant anticonvulsant effect against both PTZ and 3 MPA (mercapto propionic acid) induced clonic convulsions. Bhattacharya *et al.* (5) have found isatin to function as a potent antagonist on anti-natriuretic peptide (ANP) receptors *in vitro*, and to inhibit anxiolytic, memory facilitating and diuretic actions of intracerebroventricularly administered ANP.

Li *et al.* (6) studied the inhibitory effect of isatin on amygdaloid kindling in rats, seizure and anticonvulsant effect in convulsion models. Isatin ($50\text{--}200 \text{ mg kg}^{-1}$) given *i.p.* significantly raised the focal after-discharge threshold (ADT), reduced the seizure severity and percentage of generalized seizure ($p < 0.01$) in kindled rats.

Pajouhesh *et al.* (7) synthesized a series of cyclohexane and other cyclic ketone derivatives of isatin and screened them for anticonvulsant activity (Fig. 1). A considerable number of analogues were active in pentylenetetrazole seizure threshold tests. However, no consistent structure to activity pattern was recorded.

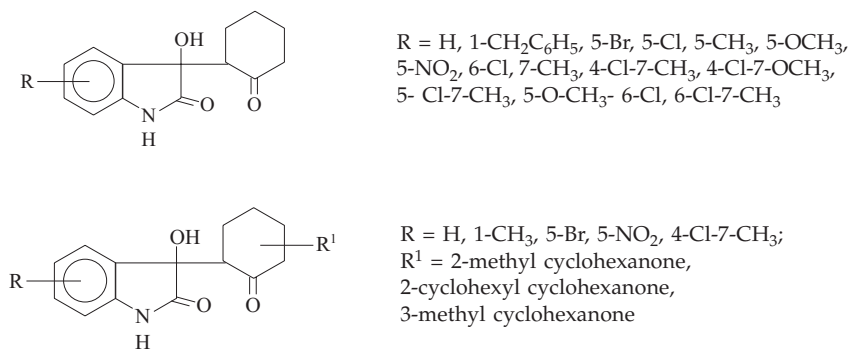


Fig. 1. Cyclic ketone derivatives of isatin.

Jain and Bansal (8) synthesized a series of condensed compounds by reacting a heterocyclic system like isatin/5-fluoroisatin with ethyl cyano acetate and substituted ketones. The structure represented in Fig. 2 showed anticonvulsant activity in rats.

Blackburn *et al.* (9) reported that indoles, such as 1-[5-(2-thienyl methoxy-1*H*-indol-3-yl)] propan-2-amine, were used in the treatment and prevention of epilepsy and migraine.

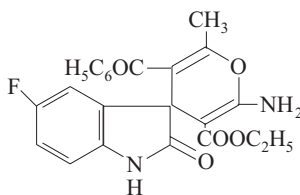
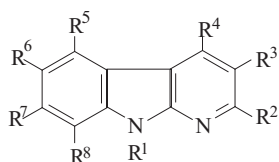


Fig. 2. Heterocyclic derivatives of isatin.

Difabio *et al.* (10) synthesized substituted indole-2-carboxylates as *in vivo* potent antagonists acting at the strychnine insensitive glycine binding site and evaluated their *in vitro* potency to inhibit convulsions induced by *N*-methyl-D-aspartate (NMDA) in mice.

Olesen and Kanstrup (11) prepared pyrido[2,3-*b*]indoles to treat a disease in the CNS *via* the metabotropic glutamate receptor system. The title compounds are useful for treating diseases in the CNS such as epilepsy, senile dementia and Parkinsonism (Fig. 3).

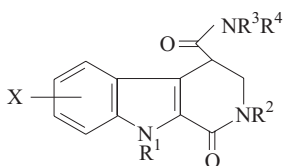


R¹ = H, C₁₋₆ alkyl (CH₃, C₂H₅, C₃H₇–C₆H₁₃);
 C₂₋₆ alkenyl (C₂H₄, C₃H₆ – C₆H₁₂), R² = piperidino,
 morpholino, *etc.*; R³ = H, COOH, CN, *etc.*;
 R⁴ = H, C₁₋₆ alkyl (CH₃, C₂H₅, C₃H₇, *etc.*);
 R⁵ = R⁸ = H, NO₂, NH₂

Fig. 3. Pyrido[2,3-*b*]indoles.

Sharaf (12) investigated pyrroloindoles and indolethiazepines for their anticonvulsant, analgesic, anti-inflammatory and ulcerogenic activities. All the compounds showed potent anticonvulsant and analgesic activities.

Evanno *et al.* (13) synthesized 1*H*-pyrido[3,4-*b*]indole-4-carboxamide derivatives of the structure presented in Fig. 4.



X = H, halo, alkyl, alkoxy, CF₃, OCH₃; R¹ = H, alkyl, cyclopropyl, CH₃; R² = alkyl, phenyl alkyl, cyclohexylmethyl, thienylmethyl; R³ = R⁴ = H, alkyl, 2-methoxy ethyl, OC₂H₅, carboxy alkyl, alkoxy carbonylalkyl, phenyl alkyl, pyrrolidinyl, piperidinyl, morpholinyl, 4-methyl piperazinyl, azetidiny, thiazolidinyl

Fig. 4. 1*H*-pyrido[3,4-*b*]indole-4-carboxamide derivatives.

The different substituted compounds (Fig. 4) were tested for their anxiolytic, hypnotic and anticonvulsant activities.

Jakobsen *et al.* (14) prepared thieno[2,3-*b*]indoles and pyrido[2, 3-*b*]indoles as antagonists on the metabotropic glutamate receptor and therefore useful in treating CNS diseases such as epilepsy, Parkinsonism and senile dementia (Fig. 5).

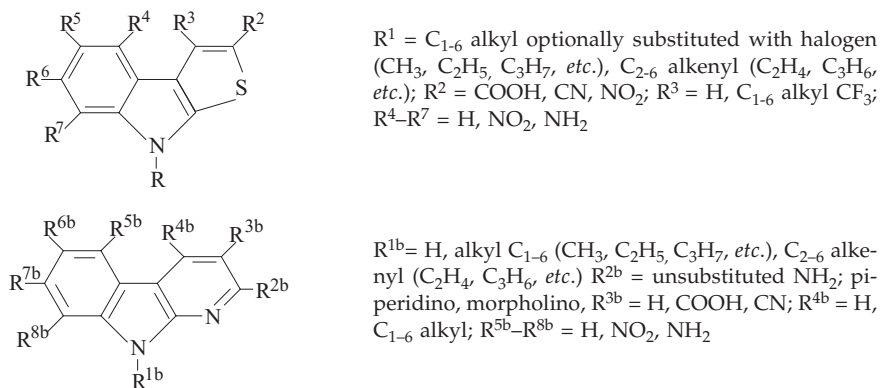


Fig. 5. Thieno[2,3-b]indoles and pyrido[2,3-b]indoles.

Evanno *et al.* (15) synthesized 4-oxo-3,5-dihydro-4-*H*-pyridazano-4,5-b-indole-1-acetamide derivatives that can be used for treating diseases related to GABA aminergic (GABA – gamma amino butyric acid) transmission disorders. The compounds also showed hypnotic and anticonvulsant activities in rats and mice. The structures of the compounds are given in Fig. 6.

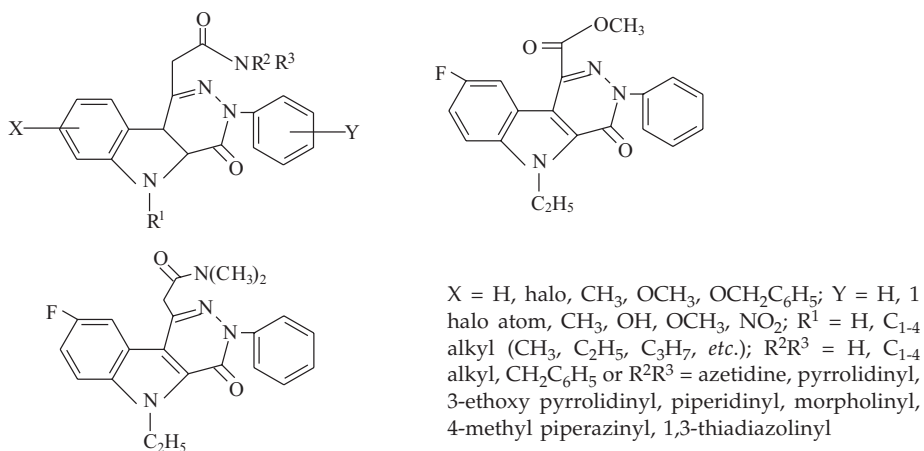


Fig. 6. 4-Oxo-3,5-dihydro-4-*H*-pyridazano-4,5-b-indole-1-acetamide derivatives.

Karali *et al.* (16, 17) synthesized a series of 3-thiosemicarbazono-2-indolinones (Fig. 7).

Hydrazides ($R = Br$, Cl ; $R^1 = OC_2H_5$, N_2H_3) were prepared from the appropriate furfuryl dihydro triazolethiones. Subsequent treatment of 2-furoic hydrazide-2,3-indolinone or 3-bromo-2,3-indolinone furnished the corresponding 3-hydrazone-2(*1H*)-indolinones. Two of the new compounds showed anticonvulsant activity in preliminary tests.

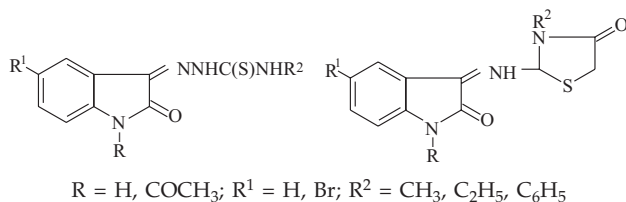


Fig. 7. 3-Thiosemicarbazono-2-indolinones.

Reddy *et al.* (18) prepared indolinyl and tetrahydro quinolyl carboxamidines. *N*-(1-naphthyl)-1-indolinyl carboxamidine at 2 mg kg⁻¹ *i.p.* caused 82% inhibition of seizures in mice.

Gursoy and Karali (19) synthesized a new series of 3-aryloxy, arylthioxy acetyl hydrazono-2-indolinones (Fig. 8) and 1-morpholino methyl-3-aryloxy-aryl thioxy acetyl hydrazono-2-indolinones.

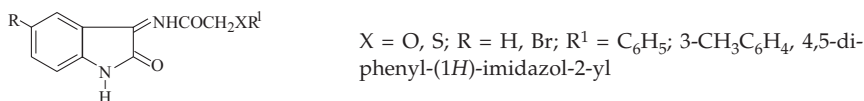


Fig. 8. 3-Aryloxy, arylthioxy acetyl hydrazono-2-indolinones.

Anticonvulsant evaluation of these compounds revealed varying degrees of activity against pentylenetetrazole induced seizures.

Popp and Donigan (20) synthesized three series of compounds, namely, 3-hydroxy-3-phenacyloxindoles (Fig. 9).

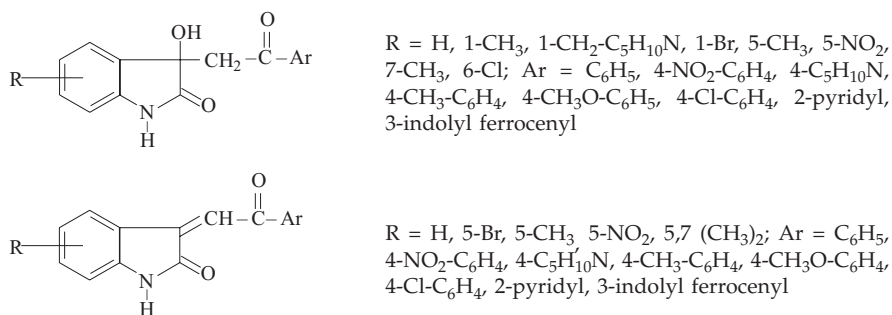


Fig. 9. 3-Phenacylidine-2-indolinone and 3-phenacyl-2-indolinones.

3-Phenacylidine-2-indolinone was active at both 100 and 300 mg kg⁻¹ in the maximal electroshock seizure test.

Galambos (21) prepared racemic or optically active 3-spiroxindole derivatives (Fig. 10).

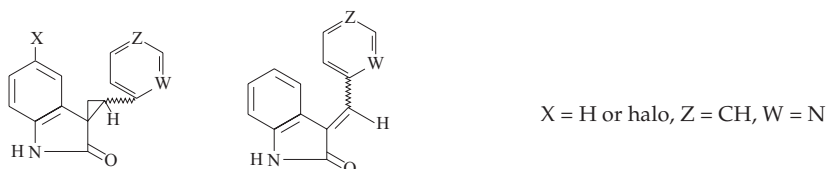


Fig. 10. 3-Spiroindole derivatives.

The isatylidene derivative in Fig. 10. has antihypoxic activity, anticonvulsant activity and provides protection from pentylenetetrazole induced brain oedema.

Ghaney and El-Helby (22) synthesized new 1,3-dioxo-*N*-phenyl-2*H*-isoindole-2-acetamides (Fig. 11) by condensation of chloroacetanilides with the potassium salt of 1*H*-isoindole-1,3-dione in DMF.

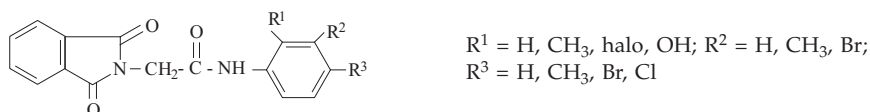


Fig. 11. 1,3-Dioxo-*N*-phenyl-2*H*-isoindole-2-acetamides.

Preliminary pharmacological screening of some of the new compounds showed that they could have marked anticonvulsant activity against pentylenetetrazole-induced convulsions in frogs.

David *et al.* (23) have shown that 2-aminonaphthyridine is prepared by ring cleavage of 2-isoindolinylnaphthyridine (Fig. 12).

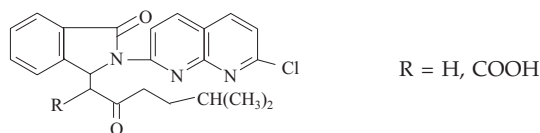


Fig. 12. 2-Isoindolinylnaphthyridine derivatives.

These compounds have exhibited remarkable anxiolytic, hypnotic, anticonvulsant and muscle relaxant properties.

Smith *et al.* (24) investigated the role of nitric oxide in epilepsy. The neuronal selective nitric oxide synthase inhibitor, 7-nitroindazole (7-NI), is an anticonvulsant. The effect of 7-NI in rodents with reflex epilepsy may result from arginine accumulation or a reduction of nitric oxide or L-citrulline formation. Alabadi *et al.* (25) reported that 7-nitroindazole increases hippocampal extracellular glutamate concentration in status epilepticus induced by kainic acid in rats.

Srivastava *et al.* (26) synthesized a series of compounds from carbazole, which on condensation with chloroacetyl chloride in the presence of triethylamine afforded aze-

tidinones. Some of the compounds exhibited promising antibacterial, antifungal, anti-inflammatory and anticonvulsant activities (Fig. 13).

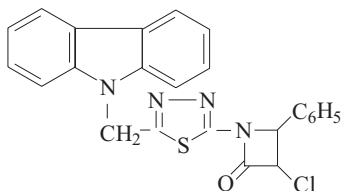


Fig. 13. Azetidinone derivatives of isatin.

Singh *et al.* (27) synthesized a series of isatin-based spiroazetidinones and screened them for their anticonvulsant activity (Fig. 14).

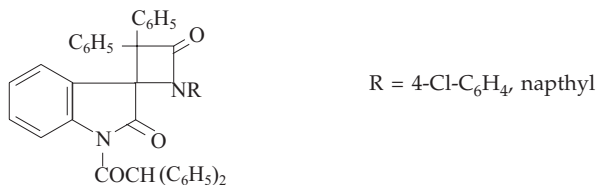


Fig. 14. Isatin-based spiroazetidinones.

Pandeya *et al.* (28) synthesized a series of *p*-nitrophenyl substituted semicarbazones and their anticonvulsant activity was screened against maximal electroshock (MES), subcutaneous pentylenetetrazole (scPTZ) and subcutaneous strychnine (scSTY) tests (Fig. 15).

All the compounds were active in scPTZ and MES tests. Two compounds were active in the MES test at 100 mg kg⁻¹.

Pandeya *et al.* (29) synthesized a series of *N*-methyl/acetyl-5-(un)substituted-isatin-3-semicarbazones (Fig. 15).

In this series, compounds with 4-bromo and 2-chloro substitution (R = 4-Br and 2-Cl) showed promising activity and were also active in MES, scPTZ and scSTY induced tests.

Further, Pandeya *et al.* (30) synthesized halosubstituted isatin semicarbazones to study the role of hydrogen bonding for anticonvulsant activity (Fig. 16).

Pandeya *et al.* (31) synthesized a series of *p*-nitrophenyl substituted semicarbazones and phenoxy/*p*-bromophenoxy acetyl hydrazones and their anticonvulsant activity was screened against MES, ScPtz and ScSty (Fig. 17). Compounds with NHCO- group were found to be the most active in all these tests. These compounds were also active in the MES test after oral administration in rats. On the other hand, compounds with -OCH₂ group were devoid of anticonvulsant activity. The studies revealed that the hydrogen-bonding domain in semicarbazones, adjacent to the lipophilic aryl ring, is essential for the anticonvulsant activity.

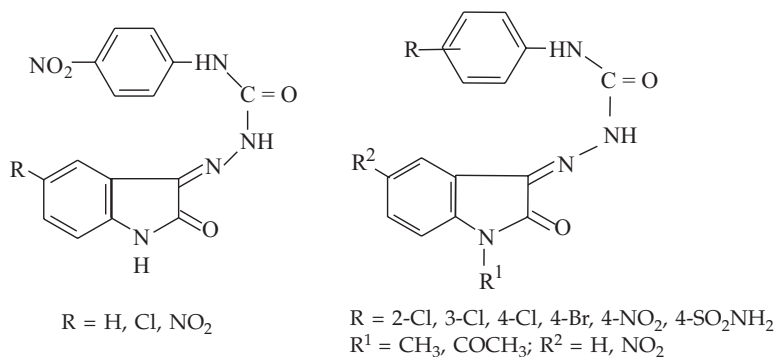


Fig. 15. Semicarbazones isatine derivatives.

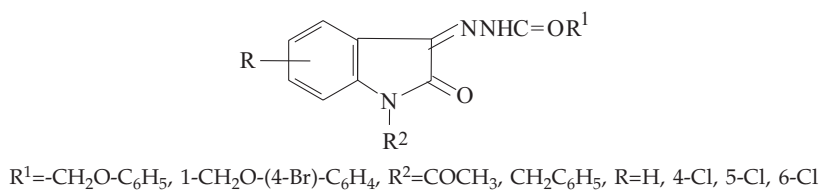


Fig. 16. Halosubstituted isatin semicarbazones.

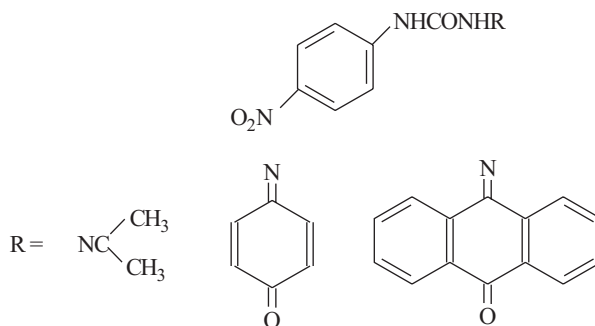


Fig. 17. *p*-Nitrophenyl substituted semicarbazones.

Pandeya *et al.* (32) had synthesized Schiff bases of *N*-methyl and *N*-acetyl isatin derivatives with different aryl amines and screened them for anticonvulsant activity against MES and scMet. *N*-methyl-5-bromo-3-(*p*-chlorophenylimino) isatin exhibited anticonvulsant activity in MES and scMet with $LD_{50} > 600 \text{ mg kg}^{-1}$, showing better activity than the standard drugs such as phenytoin, carbamazepine and valproic acid (Fig. 18).

Anxiogenic and other CNS activities. – Palit *et al.* (33) studied the behavioral effects of isatin, a putative biological factor in rhesus monkeys. Isatin, one of the constituents of tribulin, a postulated endocoid marker of stress and anxiety, has been shown to induce

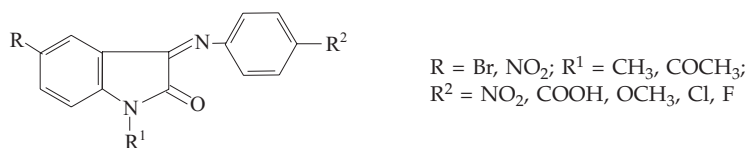


Fig. 18. Schiff bases of *N*-methyl and *N*-acetyl isatin derivatives.

anxiety in rodents. Medvedev *et al.* (34) studied a range of isatin analogues for their *in vitro* inhibition of human MAO A and B. Most analogues were less potent than isatin. Hydroxylation of the aromatic ring in isatin changed the inhibitory potency in favour of MAO A, with 5-hydroxy isatin being a potent and selective MAO A inhibitor (IC_{50} 8 μ g mL⁻¹). Isatinic acid, which is formed reversibly from isatin in alkaline medium, showed no inhibition (Fig. 19).

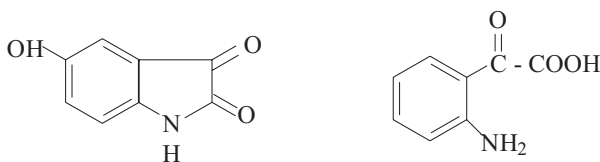


Fig. 19. 5-Hydroxy isatin and isatinic acid.

The QSAR (Quantitative Structure Activity Relationship) analysis revealed the requirement of co-planar structure of substituents at C₂ and C₃ for selective MAO A inhibition. Hamaue *et al.* (35) have shown that isatin is an endogenous inhibitor of MAO and that it has several physiological properties for stress and anxiety following extensive experimental and clinical investigations. Isatin has an inhibitory effect on acetylcholine esterase (AChE). This study elucidated the effect of isatin administered exogenously on the acetylcholine and dopamine (DA) levels of brain tissues in rats. These results suggest that endogenous isatin may play a role in regulating the brain levels of acetylcholine by increasing the level of dopamine. Stress conditions, like acute food deprivation and acute cold exposure, were found to markedly increase the urinary excretion of isatin, as reported by Tozawa and Veki (36).

Sarangapani and Reddy (37) synthesized isatin *N*-(2-alkyl-benzoxazole-5-carbonyl) hydrazones and screened them for analgesic, antidepressant and H₁-antihistaminic activities.

Kennis *et al.* (38) synthesized hexahydropyrido (4,3-b) indole derivatives.

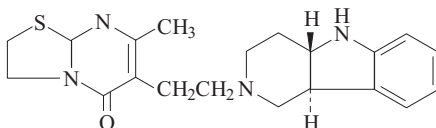
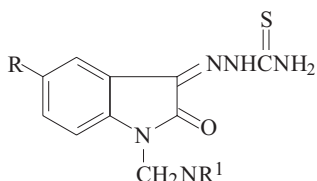


Fig. 20. Hexahydropyrido (4,3-b) indole derivatives.

The compound displayed in Fig. 20. was found to have central dopamine and serotonin antagonistic activity in the combined apomorphine, tryptamine and nor-epinephrine test in rats.

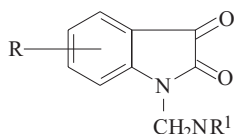
CHEMOTHERAPEUTIC ACTIVITIES

Antimicrobial activity. – Varma and Nobles (39) investigated various isatin-*N*-Mannich bases of isatin-3-thiosemicarbazone derivatives against viral, fungal and bacterial organisms (Fig. 21). Thiosemicarbazones of different carbonyl compounds have shown antiviral and tuberculostatic activity. Three compounds from this series were toxic to cancer cells and two compounds were active against Poliovirus type II, against Gram positive bacteria, fungi and yeast. The same authors (39) synthesized isatin *N*-Mannich bases of the structure shown in Fig. 21.



R = H, CH₃, Br; R¹ = piperidino, morpholino, diethylamino, 3-methyl piperidino

Fig. 21. Isatin-3-thiosemicarbazone derivatives.

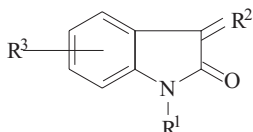


R = H, Br; R¹ = piperidino, morpholino, N(C₂H₅)₂, *p*-(propylbenzyl)-piperidino

Fig. 22. Isatin *N*-Mannich bases.

Nine compounds showed activity against Polio II virus, one compound displayed activity against four different viruses, two compounds (R = H, R¹ = *p*-propylbenzyl-piperidino; R = Br, R¹ = morpholino) showed activity against all four types of organisms (Gram positive bacteria, Gram negative bacteria, acid fast bacteria, yeast and fungi).

Kupinić *et al.* (40) synthesized a congeneric series of isatin *N*-Mannich bases and evaluated their antimicrobial activities (Fig. 23).



R¹ = H, CH₃, CH₂N(CH₂CH₂OH)₂, CH₂N(CH₂CH₂Cl)₂, CH₂C₄H₈NO, CH₂NC₅H₁₀; R² = O, NNHCOCH₃, NNHCH₃, NNHCSNH₂, NNHCOOH; R³ = H, NO₂

Fig. 23. Isatin *N*-Mannich bases.

Most of the above-synthesized compounds strongly inhibited Gram-negative bacteria and fungi but only moderately inhibited the growth of Gram-positive bacteria. Three compounds ($R^1 = H$, $R^2 = NNHCOCH_3$, $R^3 = H$; $R^1 = C_2H-C_4H_8NO$, $R^2 = NNHCSNH_2$, $R^3 = H$; $R^1 = H$, $R^2 = NNHCOOH$, $R^3 = H$) were most active against the Gram-positive bacterium *Micrococcus flavus*.

A series of 5-haloisatins were amino methylated in position 1 and hydrazino groups were introduced in position 3 by Maysinger *et al.* (41). The synthesised *N*-Mannich bases and hydrazones were tested against various bacteria and fungi. Halogen in position 5 and an amino moiety in position 1 showed better activity than unsubstituted isatin. The most biologically active compound was found to be the di-*i*-propyl amino *N*-Mannich base of 5-chloroisatin.

Daisley and Shah (42) investigated the antimicrobial and antifungal activities of a series of 5-nitro-3-phenyl iminoindol-2-(3*H*)-ones and their 1-piperidino methyl analogues (*N*-Mannich bases). Growth inhibition of Gram positive bacteria was observed with little or no activity against Gram negative bacteria. Antifungal activity was absent.

Dilber *et al.* (43) synthesized many isatin and *N*-alkylisatin derivatives by the Reformatsky reaction (Fig. 24). The synthesized compounds were screened against *Escherichia coli*, *Staphylococcus aureus* and *Saccharomyces cerevisiae*. Two compounds were found to be active against *S. aureus* and *E. coli*.

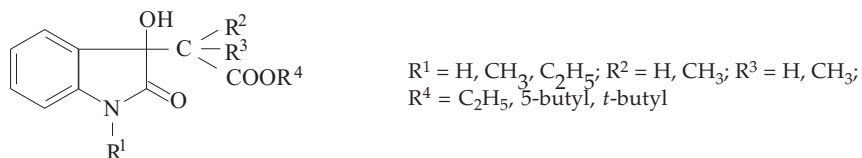


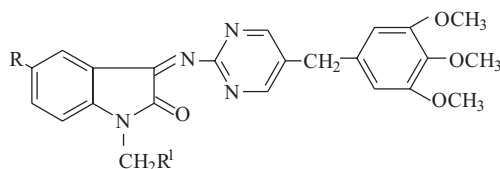
Fig. 24. *N*-alkylisatin derivatives.

Pandeya and Sriram (44) synthesized Schiff bases of isatin and its derivatives with trimethoprim and their *N*-Mannich bases (Fig. 25). All the synthesized compounds showed good activity against *Vibrio cholerae*, *Shigella boydii*, *Enterobacter faecalis* and *Edwardsiella tarda* with MIC (Minimum Inhibitory Concentration) in the range of 10–25 $\mu\text{g mL}^{-1}$. Some compounds were found to be active against *Salmonella typhi* and *Vibrio cholerae* 0139; two compounds inhibited HIV-1 (IIIB) with EC_{50} of 7.6 and 12.3 $\mu\text{g mL}^{-1}$.

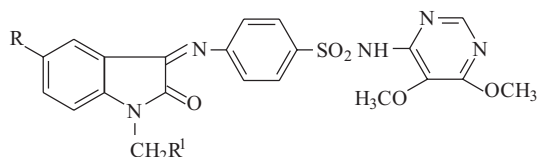
Pandeya *et al.* (45) synthesized Schiff bases of isatin and 5-methyl isatin with sulfadoxine (Fig. 25).

All the compounds showed notable activity when compared to sulphadoxine. The piperidino methyl compounds were found to be the most active ones in the series. Six compounds were active against *Candida albicans*, *Candida neoformis*, *Histoplasma capsulatum*, *Microsporium audouinii* and *Trichophyton mentagrophytes* at a concentration of 100 $\mu\text{g mL}^{-1}$. The compound containing piperidino methyl group showed appreciable activity (10%) against the HIV-2 (ROD) strain.

Mannich bases of ciprofloxacin and lomefloxacin were synthesized by Pandeya *et al.* (46). Isatin Mannich bases of ciprofloxacin were equivalent or more potent than ciprofloxacin against *E. coli*, *V. cholerae*, *Staphylococcus epidermidis*, *Klebsiella pneumoniae* and



$R^1 = N(CH_3)_2, N(C_2H_5)_2, \text{morpholino, piperidino, pyrrolidino, sulphamethoxazolo}$



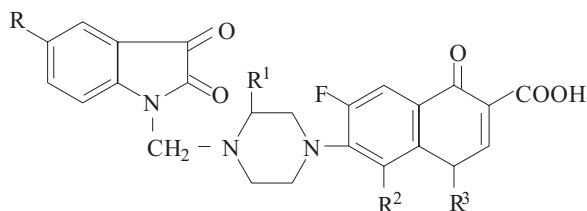
$R = H, CH_3; R^1 = N(CH_3)_2, N(C_2H_5)_2, 1\text{-piperidyl, 1-pyrrolidinyl, 4-morpholinyl, pyrimethamine}$

Fig. 25. Schiff bases of isatin derivatives with trimetoprim and sulfadoxine.

Pseudomonas aeruginosa. Mannich bases of lomefloxacin were equipotent to those of lomefloxacin (Fig. 26).

Pandeya *et al.* (47) reported the synthesis of *N*-[4-(4'-chlorophenyl)thiazol-2-yl]thiosemicarbazide Schiff base of isatin and its 5-chloro and 5-bromo derivatives. *N*-Mannich bases of these compounds were also synthesized. Antimicrobial activity of compounds was tested against 28 pathogenic bacteria and 8 pathogenic fungi, and anti-HIV activity against HIV-1 (IIIB) in MT-4 cells. 1-[*N,N*-dimethylaminomethyl]-5-bromoisatin-3-{1'-[4'-(*p*-chlorophenyl)thiazol-2''-yl]thiosemicarbazone} showed the most favourable activity. The same group (48) reported the synthesis of *N*-(6-chlorobenzothiazol-2-yl)thiosemicarbazide Schiff base of isatin and its *N*-Mannich bases. Antimicrobial activity of the above compound against 25 pathogenic bacteria was investigated. Results indicated that 1-[*N,N*-dimethylaminomethyl] isatin-3-[1'-(6''-chlorobenzothiazol-2''-yl)thiosemicarbazone] was the most active among the synthesized compounds.

Synthesis, antimicrobial and anti-HIV evaluation of 3-amino-2-methyl mercapto quinazolin-4-(3*H*)-one Schiff bases of 5-chloro, 5-bromo isatins and their *N*-Mannich bases



$R = R^1 = H, CH_3; R^2 = H, F; R^3 = C_2H_5, \text{cyclopropyl}$

Fig. 26. Isatin Mannich bases of ciprofloxacin and lomefloxacin.

were reported by Pandeya *et al.* (49). 5-Chloro-3-(3',4'-dihydro-2'-methyl-mercapto-4-oxo-quinazolin-3'-yl)-1-morpholino methyl imino isatin was reported to be the most active antimicrobial agent among the compounds synthesized. None of them showed appreciable anti-HIV activity.

Pandeya *et al.* (50) investigated antimicrobial and anti-HIV activity of 3-(4'-pyridyl)-4-amino-5-mercapto-4-(H)-1,2,4-triazole Schiff base and *N*-Mannich bases of isatin. Among the synthesized compounds, 1-(piperidino methyl)-3-bromo-[3'-(4''-pyridyl)-5'-mercapto-4'(H)-1',2',4'-triazol-4'-yl] imino isatin showed the most favourable antimicrobial activity. None of them showed appreciable anti-HIV activity.

Methisazone (*N*-methyl isatin-3-thiosemicarbazone) (Fig. 27) was found to be an effective compound against *variola* and *vaccinia* viruses (51).

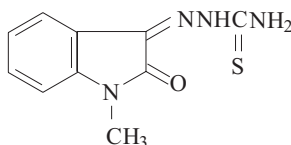


Fig. 27. Methisazone (*N*-methyl isatin-3-thiosemicarbazone).

As given by Teitz *et al.* (52), *N*-methyl isatin- β -4',4'-diethylthiosemicarbazone and *N*-allyl- β -4',4'-diallyl thiosemicarbazone (Fig. 28) have shown inhibition of HIV by their action on reverse transcriptase and viral structural proteins.

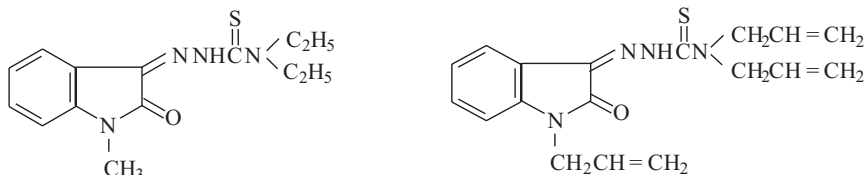
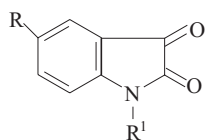


Fig. 28. Isatin thiosemicarbazone derivatives.

Webber *et al.* (53) reported the design, synthesis and biological evaluation of reversible, non-peptidic inhibitors of human rhinovirus (HRV) 3 C protease (3CP). A novel series of isatins were designed (Fig. 29).

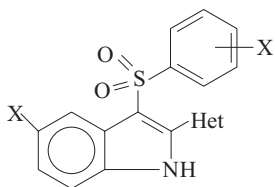


R = H, Cl, I, NO₂, COOH, COCH₃, CN, CONH₂, CONHCH₃, CON(CH₃)₂, CSNH₂COCH₃, OSCH₃; R¹ = CH₃, CH₂-CH=CHC₆H₅, CH(CH₂)₃, C₆H₅, CH₂C₆H₅, CH₂, CH₂- β -naphthyl, CH₂(4-CH₃-C₆H₄), CH₂(3,4-(CH₃)₂-C₆H₃), CH₂(3-OCH₃-C₆H₄), CH₂(3,5-(OCH₃)₂-C₆H₃)

Fig. 29. Isatine derivatives – reversible inhibitors of rhinovirus 3CP.

All the compounds were tested for inhibition of purified HRV-14 3CP. Three compounds ($R = \text{CONH}_2$, $R^1 = \text{CH}_3$ or $\text{CH}_2 = \text{CHC}_6\text{H}_5$ or $\text{CH}_2(4\text{-CH}_3\text{-C}_6\text{H}_4)$) were found to have excellent selectivity for HRV-14 3CP compared to other proteolytic enzymes, including chymotrypsin and cathepsin B.

Britcher and Susan (54) synthesized 3-substituted heterocyclic inhibitors of HIV reverse transcriptase (Fig. 30).



$X = \text{halo}, \text{NO}_2, \text{cyano}, \text{C}_{1-4} \text{ alkoxy or alkyl- amines, sulfonamido}, \text{C}_{1-4} \text{ alkyl bearing 0-3 halo, } n = 0\text{-}5, \text{Het} = \text{stable 4-6 membered unsaturated mono cyclic heterocycle with 1-4 of N, O, S and P}$

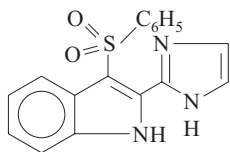
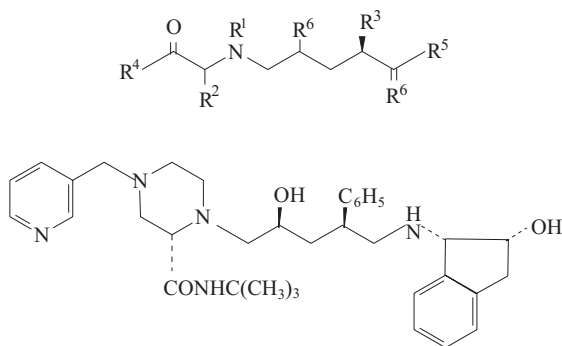


Fig. 30. 3-Substituted heterocyclic inhibitors of HIV reverse transcriptase.

Optionally, oxidized at N and S and/or substituted, those indols and their pharmaceutically acceptable salts are useful as inhibitors of HIV reverse transcriptase, prevention or treatment of HIV infection.

HIV protease inhibitors were disclosed by Vacca *et al.* (55) (Fig. 31).



$R^1; R^2 = \text{H, alkyl, aryl}, R^3 = \text{unsubstituted benzyl, etc.}; R^4 = \text{alkyl, amino, etc.}; R^5 = (\text{hydroxyindanyl}), \text{amino, isoquinolyl}), \text{amino}; R^6 = \text{hydroxy-amino}$

Fig. 31. HIV protease inhibitors.

Artico *et al.* (56) prepared 1*H*-pyrrol-1-yl and 1*H*-indol-1-yl aryl sulfones for treatment of HIV-1 infections.

Anticancer activity. – Popp and Pajouhesh (57) synthesized 3-*o*-nitrophenyl hydrazones of isatin by condensation of isatin with *o*-nitrophenyl hydrazine (Fig. 32). These compounds were found to be active intramuscularly against Walker carcinoma-256 and inactive against L-1210 lymphoid leukaemia.

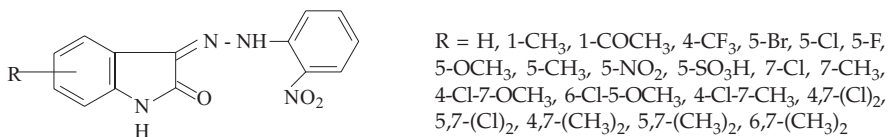


Fig. 32. 3-*o*-Nitrophenyl hydrazones of isatin.

A novel series of 5-(2-oxo-3-indoliny)l thiazolidine-2,4-dione having positions 1 and 3 of the isatin and thiazolidine rings, respectively, substituted by various Mannich bases were prepared by Eshba and Salama (58) (Fig. 33).

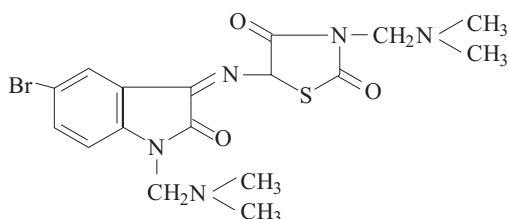


Fig. 33. 5-(2-Oxo-3-indoliny)l thiazolidine-2,4-dione.

Five compounds were evaluated for antileukaemic activity against p³⁸⁸ lymphocytic leukaemia in the mice. The di-Mannich base with a dimethyl amino component exhibited the highest activity of the tested compounds. Introduction of bromine into the aromatic moiety of the isatin ring at position 5 increased the activity among the parent molecule to a smaller extent.

Teitz *et al.* (59) studied the selective repression of V-alb coded protein (P₁₂₀) on oncogene product associated with tyrosine kinase activity by *N*-methylisatin-4',4'-diethyl thiosemicarbazone and *N*-allyl-isatin-4',4'-diallyl thiosemicarbazone. These compounds selectively suppress the V-alb oncogene as well as moloney murine leukaemia virus (Fig. 28).

Broadbent *et al.* (60) reviewed the chemistry and pharmacology of indole-3-carbinol and 3-methoxymethyl indole; they showed antimutagenic, anticarcinogenic properties against a variety of classes of carcinogens and acted as anticancer agents against certain common neoplasms.

MISCELLANEOUS ACTIVITIES

Antitubercular activity. – Ramachandran (61) synthesized 1-nonyl-7-phenyl-1*H*-indol-2,3-dione and the MIC against *Mycobacterium tuberculosis* was $\leq 20 \mu\text{g mL}^{-1}$.

Varma and Pandeya (62) synthesized 3-[*p*-(*p*-(alkoxycarbonyl)-phenyl)carbamoyl] phenyl)imino-1-aminomethyl-2-indolinones and investigated their antitubercular activity against *M. tuberculosis* H₃₇Rv (Fig. 34).

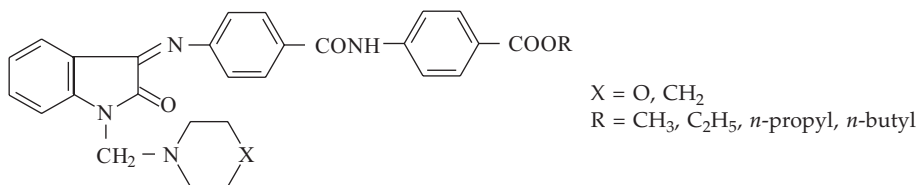


Fig. 34. 3-[*p*-(*p*-(Alkoxycarbonyl)-phenyl)carbamoyl] phenyl)imino-1-aminomethyl-2-indolinones.

Nine compounds have shown complete inhibition of the growth of *M. tuberculosis* H₃₇Rv with MIC ranging from 10 to 20 µg mL⁻¹.

Collino and Volpe (63) synthesized Mannich bases of isatin with dipiperidine. The synthesized compounds had fibrinolytic (5 mg kg⁻¹ in mice), muscle relaxant, antiallergic, antihistaminic, immunosuppressant and antithrombotic activities.

Inhibitor of glucose, aminoacid uptake. – Gargari *et al.* (64) have shown that isatin competitively inhibited (27–40%) Na⁺- dependent L-Lysine uptake in rat intestine. Isatin was unaffected by SH group reacting agents. Isatin (1–10 mmol) inhibited Na⁺, K⁺- ATP-ase in the intestine *in vitro*, but the drug had no effect on enzyme activity under *in vivo* conditions.

Hota and Acharya *et al.* (65) studied the possible peripheral actions of isatin. The results showed spasmogenic responses of isatin on guinea pig, rat and rabbit ileum and rat stomach fundus. Histamine induced bronchoconstriction could be antagonized by isatin. Isatin had a cardioinhibitory effect on isolated frog heart, and hypotensive, respiratory depressant and antidiuretic effects; it was devoid of any effect on inflammation and gastric activities. However, the present results suggest a possible involvement of heterogenic 5-HT₃ receptor in GI smooth muscle.

CONCLUSIONS

Isatin molecule is the most versatile moiety having diverse types of biological activity; exploitation of this moiety in antiviral and anticonvulsant area will be especially fruitful.

REFERENCES

1. V. Glover, J. M. Halket, P. J. Watkins, A. Clow, B. L. Goddwin and M. J. Sandler, Isatin-identity with the purified endogenous monoamine oxidase inhibitor tribulin, *Neurochemistry* 51 (1988) 656–659.

2. J. Seidel and J. Wenzel, Some histochemical and electrophysiological effects of isatin, *Pol. J. Pharmacol.* 35 (1979) 407–410.
3. I. M. Mc Intyre and T. R. Norman, Seratonegic effects of isatin: An endogenous MAO inhibitor related to tribulin, *J. Neural Transm.* 79 (1990) 35–40.
4. S. K. Bhattacharya and A. Chakraborti, Dose related proconvulsant and anticonvulsant activity of isatin, a putative biological factor in rats, *Indian. J. Exp. Biol.* 36 (1998) 118–121.
5. S. K. Bhattacharya, Anticonvulsant activity of intraventricularly administered atrial natriuretic peptide and its nhibition by isatin, *Biol. Amines* 14 (1988) 131–141.
6. F. Li, W. Yue, M. Minanii, J. Zhang and Z. Liu, Inhibitory effect of isatin on amigdaloid kindling seizure in rats, *Yaoxue Xuebao* 34 (1999) 1–4; ref. *Chem. Abstr.* 131 (1991) 82850n.
7. H. Pajouhesh, R. Parson and F. D. Popp, Potential anticonvulsants VI: Condensation of isatin with cyclohexanone and other cyclic ketones, *J. Pharm. Sci.* 72 (1983) 318–321.
8. R. Jain and Bansal, A facile synthesis and central nervous system activities of fluorine-containing spiro 3H-indole-3,4(4H)–pyran)-2(1H)ones, *Pharmazie* 50 (1995) 224–225.
9. T. Blackburn, K. Paul and G. Smith, *Medicaments for Treatment of Migraine, Epilepsy and Feeding Disorders*, G.B. Pat. 9,425,012, 28 Apr 1993; ref. *Chem. Abstr.* 122 (1995) 72046e.
10. R. Di Fabio, A. M. Capelli, N. Conti, A. Cugola, D. Donati, A. Feriani, G. Gastaldi, G. Gaviraghi, C. T. Hewkin, F. Micheli, A. Missio, M. Mugnaini, A. Pecunioso, A. M. Quaglia, E. Ratti, L. Ros-si, G. Tedesco, D. G. Trist and A. Reggiani, Substituted indole-2-carboxylates as in vivo potent antagonists acting at the strychnine-insensitive glycine binding site, *J. Med. Chem.* 40 (1997) 841–850.
11. H. P. Olesen and A. Kanstrup, *Preparation of Pyrido [2,3-b] Indoles for Treating a Disease in the CNS via the Metabotropic Glutamate Receptor System*, Den. Pat. 97,05,137, 13 Feb 1997; ref. *Chem. Abstr.* 126 (1997) 212050m.
12. O. A. Sharaf, Some pharmacological activities of new substituted pyrrollo indoles, indolothiazepine and azole derivatives, *Bull. Fac. Pharm.* 35 (1997) 79–82.
13. Y. Evanno, M. Sevrin, C. Maloizel, O. Legalbudec and P. George, *Preparation of 1H-pyridof[3,4-b] Indole-4-Carboxamide Derivatives*, Fr. Pat. 9,815,552, 16 Apr 1998; ref. *Chem. Abstr.* 128 (1998) 282832h.
14. K. P. Jakobsen, F. P. Anders, H. P. Olesan, B. Lundbech and M. Jane, *Preparation of Thieno [2, 3-b] Indoles and Pyrido [2,3-b] Indoles as Antagonist at the Metabotropic Glutamate Receptor*, U.S. Pat. 5,783,575, 21 Jul 1998; ref. *Chem. Abstr.* 129 (1998) 148909f.
15. Y. Evanno, L. Dubois, M. Sevrin, F. Marguet, J. Proissant, R. Bartsch and C. Gille, *4-Oxo-3,5-dihydro-4H-pyridazano-4,5-b-indole-1-acetamide Derivatives, Their Preparation and their Application in Therapy as GABA Agonists*, Fr. Pat. 9,906,406, 11 Feb 1999; ref. *Chem. Abstr.* 130 (1999) 168385f.
16. N. Karali and A. Gursoy, Synthesis and anticonvulsant activity of some new thiosemicarbazone and 4-thiazolidine derivatives bearing an isatin moiety, *Farmaco* 49 (1994) 819–822.
17. N. Karali, G. Capan and C. N. Ergen, Synthesis, characterisation and preliminary anticonvulsant evaluation of new indoline 2,3-dione derivatives, *Sci. Pharm.* 65 (1997) 277–287.
18. N. L. Reddy, M. Maillard, D. Berlove, M. David, D. Sharad and J. Graham, *Indolinyl and Tetrahydro Quinolyl Carboxamidines with Anticonvulsant Activity*, U.S. Pat. 9,7 30,054, 21 Aug 1997; ref. *Chem. Abstr.* 127 (1997) 234258h.
19. A. Gursoy and N. Karali, Some 3-hydrazono-2-indolinones and N-Mannich bases as potential anticonvulsants, *Farmaco* 51 (1996) 437–442.
20. F. D. Popp and B. E. Donigan, Synthesis of 3-hydroxy-3-phenacyloxindole analogs, *J. Pharm. Sci.* 68 (1979) 519–520.
21. G. Galambos, B. Kiss and E. Palosi, *Process for Producing Spiro-oxindole Derivatives and Pharmaceutical Preparations Containing them for Treatment of Hypoxia, Convulsions and Brain Oedema*, Hun. Pat. 65,452, 28 Jun 1994; ref. *Chem. Abstr.* 123 (1995) 169529y.

22. A. Ghaneý and A. El-Helby, Synthesis and anticonvulsant activity of some substituted-1H-isoindole-1,3-diones, *J. Pharm. Sci.* **36** (1996) 343–352.
23. C. David, T. Marie and G. Roussel, *Preparation, resolution and cyclisation of 2-[1-[(7-Cl-1,8-naphthyridine-2-yl-amino 6-methyl-3-oxoheptyl] benzoic acid to 2-isoindolinyl naphthyridine*, U.S. Pat. 5,498,716, 12 Mar 1996; ref. *Chem. Abstr.* **124** (1996) 343271r.
24. S. E. Smith, C. M. Man, P. K. Yip, E. Jang, A. G. Chapman and B. S. Meldrum, Anticonvulsant effects of 7-nitroindazole in rodents with reflex epilepsy may result from L-arginine accumulation or a reduction of nitric oxide, *Br. J. Pharmacol.* **119** (1996) 165–173.
25. J. A. Alabadi, J. L. Thibault, E. Pinard, J. Seylaz and F. Lasbennes, 7-Nitro indazole, a selective inhibitor of nNos, increases hippocampal extracellular glutamate concentration in status epilepticus induced by kainic acid in rats, *Brain Res.* **839** (1999) 305–312.
26. S. K. Srivastava, S. Srivastava and S. D. Srivastava, Synthesis of new carbazolyl-thiadiazolyl-2-oxa-azetidines, antimicrobial, anticonvulsant and anti-inflammatory agents, *Indian J. Chem.* **38B** (1999) 183–187.
27. G. S. Singh, T. Singh and R. Lakhan, Synthesis, C-13 NMR and anticonvulsant activity of new isatin based spiroazetidiones, *Indian J. Chem.* **36B** (1997) 951–954.
28. S. N. Pandeya, I. Ponnilarvarasan, A. Pandey, R. Lakhan and J. P. Stables, Evaluation of *p*-nitrophenyl substituted semicarbazones for anticonvulsant properties, *Pharmazie* **54** (1999) 12–16.
29. S. N. Pandeya, S. Smitha and J. P. Stables, Anticonvulsant and sedative-hypnotic activities of N-substituted isatin semicarbazones, *Arch. Pharm. Pharm. Med. Chem.* **4** (2002) 129–134.
30. S. N. Pandeya, A. Senthil Raja and J. P. Stables, Synthesis of isatin semicarbazones as novel anticonvulsants – role of hydrogen bonding, *J. Pharm. Pharm. Sci.* **5** (2002) 266–271.
31. S. N. Pandeya, A. K. Agarwal, A. Singh and J. P. Stables, Design and synthesis of semicarbazones and their bio-isosteric analogues as potent anticonvulsant. The role of hydrogen bonding, *Acta Pharm.* **53** (2003) 15–24.
32. M. Verma, S. N. Pandeya, K. Singh and J. P. Stables, Anticonvulsant activity of Schiff bases of isatin derivatives, *Acta Pharm.* **54** (2004) 49–56.
33. G. Palit, R. Kumar, G. K. Patnaik and S. K. Bhattacharya, Behavioral effects of isatin, a putative biological factor, in rhesus monkeys, *Biogenic Amines* **13** (1997) 131–142.
34. A. E. Medvedev, A. Goodwin, A. Clow, J. Halket, V. Glover and M. Sandler, Inhibitory potency of some isatin analogues on human monoamine oxidase A and B, *Biochem. Pharmacol.* **44** (1992) 590–592.
35. N. Hamaue, N. Yamazaki, M. Minami, T. Endo, M. Hirafugi, Y. Monma, H. Jogashi, H. Saito and S. H. Parvez, Effect of isatin, an endogenous MAO inhibition on acetylcholine and dopamine levels in the rat striatum, *Biogenic Amines* **15** (1999) 367–377.
36. Y. Tozawa and A. Veki, Stress induced increase in urinary excretion in rats reversal by both dexamethasone and α -methyl-*p*-tyrosine, *Biochem. Pharmacol.* **56** (1998) 1041–1046.
37. M. Sarangapani and V. M. Reddy, Pharmacological screening of isatin-[N-(2-alkyl benzoxazole-5-carbonyl) hydrazones, *Indian. J. Pharm. Sci.* **59** (1997) 105–109.
38. L. Kennis, M. J. Edmund and C. Josephus, *Hexahydro pyrido (4,3-b) indole derivatives as antipsychotic drugs*, Bel. Pat. 9,744,040, 27 Nov 1997; ref. *Chem. Abstr.* **28** (1998) 34772e.
39. R. S. Varma and W. L. Nobles, Substituted N-amino methyl isatins, *J. Med. Chem.* **10** (1967) 510–513.
40. M. Kupinić, M. Medić-Šarić, M. Movrin and D. Maysinger, Antibacterial and antifungal activities of isatin N-Mannich bases, *J. Pharm. Sci.* **68** (1979) 459–462.
41. D. Maysinger, J. Ban and M. Movrin, Effects of isatin N-Mannich bases on HeLa cells, *Arzneim. Forsch.* **30** (1980) 932–935.
42. R. W. Daisley and V. K. Shah, Synthesis and antibacterial activity of some 5-nitro-3-phenyl imino indole-2-(3H)-ones and their N-Mannich bases, *J. Pharm. Sci.* **73** (1984) 407–411.

43. S. Dilber, M. Saban, A. Gelinco, L. Arsenijević, M. Bogavac and S. Pavlov, Investigation of antimicrobial activity of some isatin derivatives-II, *Pharmazie* 45 (1990) 800–805.
44. S. N. Pandeya and D. Sriram, Synthesis and screening of antibacterial activity of Schiff and Mannich bases of isatin derivatives, *Acta. Pharm. Turc.* 40 (1998) 33–36.
45. S. N. Pandeya, P. Yogeewari, D. Sriram and G. Nath, Synthesis and antimicrobial activity of N-Mannich bases of 3-[N'-sulphadoximino] isatin and its methyl derivative, *Boll. Chim. Farm.* 137 (1998) 321–324.
46. S. N. Pandeya, C. Gnana Sundari, M. Mariammal, M. Saravanan, P. Saravana Balaji, S. Senthil Kumar and D. Sriram, Synthesis and antibacterial activity of Mannich bases of ciprofloxacin and lomefloxacin with isatin and its derivatives, *Indian J. Pharm. Sci.* 60 (1998) 280–282.
47. S. N. Pandeya, D. Sriram, G. Nath and E. De Clercq, Synthesis, antibacterial antifungal and anti-HIV activities of Schiff and Mannich bases derivatives from isatin derivatives and N-[4-(4'-chlorophenyl) thiazol-2-yl] thiosemicarbazides, *Eur. J. Pharm. Sci.* 9 (1999) 25–31.
48. S. N. Pandeya, D. Sriram, G. Nath and E. De Clercq, Synthesis, antibacterial, antifungal and anti-HIV activity of Schiff and Mannich bases of isatin with N-[6-chlorobenzthiazol-2-yl] thiosemicarbazide, *Indian J. Pharm. Sci.* 61 (1999) 358–361.
49. S. N. Pandeya, D. Sriram, G. Nath and E. De Clercq, Synthesis, antibacterial, antifungal and anti-HIV evaluation of Schiff and Mannich bases of isatin derivative with 3-amino-2-methylmercapto quinazolin-4(3H)-one, *Pharm. Acta Helv.* 74 (1999) 11–17.
50. S. N. Pandeya, D. Sriram, G. Nath and E. De Clercq, Synthesis, antibacterial, antifungal and anti-HIV evaluation of Schiff and Mannich bases of isatin derivative with triazole, *Arzneim. Forsch.* 50 (2000) 55–60.
51. W. M. Foye, T. L. Lamke and D. A. Williams, *Principles of Medicinal Chemistry*, 4th ed., Waverly Publishers, New Delhi 1995, pp. 855.
52. Y. Teitz, D. Ronen, A. Vansover, T. Stematsky and J. L. Riggs, Inhibition of Human Immunodeficiency Virus by N-methyl isatin-beta-4',4'-diethyl thiosemicarbazone and N-allyl isatin beta 4',4' diallyl thiosemicarbazones, *Antiviral Res.* 24 (1994) 305–314.
53. S. E. Webber, J. Tikhe, S. T. Worland, S. A. Fuhrman, T. F. Hendrickson, D. A. Mathews, R. A. Love and A. K. Patick, Synthesis and evaluation of non-peptidic inhibitors of Human Rhino Virus 3C Protease, *J. Med. Chem.* 39 (1996) 5072–5076.
54. F. Britcher and L. Susan, 3-Substituted Heterocyclic Inhibitors as Inhibitors of HIV Reverse Transcriptase, U.K. Pat. 2,282,808, 19 Apr 1995; ref. *Chem. Abstr.* 123 (1995) 143634d.
55. V. P. Joseph, M. Holloway, G. Katharine and P. James, Combination of (Hydroxy indanyl) Piperazines Pentanamide II and L697661 as HIV Protease Inhibitor, Eur. Pat. 617, 968, 05 Oct 1994; ref. *Chem. Abstr.* 123 (1995) 198639q.
56. M. Artico, S. Marsa, L. Romano, G. Anna, A. Demontis and P. Lacella, Preparation of 1H-pyrrol-1-yl and 1H-indol-1-yl Aryl Sulfones for Treatment of HIV-I-Infections, Ital. Pat. 96,33,171,21 Apr 1995; ref. *Chem. Abstr.* 126 (1997) 187187e.
57. F. D. Popp and H. Pajouhesh, Potential anticonvulsants VI: Condensation of isatins with cyclohexanone and other cyclic ketones, *J. Pharm. Sci.* 72 (1983) 318–321.
58. N. H. Eshbha and H. M. Salama, 5-(2-Oxo-3-indolinylidene) thiazolidine-2,4-dione-1,3-di-Mannich base derivatives: Synthesis and evaluation for antileukemic activity, *Pharmazie* 40 (1985) 320–322.
59. Y. Teitz, E. Ladizensky, N. Barko and E. Burstein, Selective repression of V-alb encoded protein by N-methylisatin-beta-4',4'-diethyl thiosemicarbazone and N-allylisatin-beta-4',4'-diallylthiosemicarbazone, *Antimicrob. Agents Chem. Ther.* 37 (1993) 2483–2486.
60. A. Broadbent, H. Thomas and S. Broadbent, The chemistry and pharmacology of indole-3-carbinol (indole-3-methanol) and 3-(methoxy methyl)-indole [Part II], *Curr. Med. Chem.* 5 (1998) 469–491.

61. J. Ramachandran, *Antimycobacterial Isatin and Oxindole Derivatives for the Treatment of Mycobacterial Diseases*, Swed. Pat. 9,944,608, 20 Apr 1998; ref *Chem. Abstr.* 131 (1999) 209113g.
62. R. S. Varma and R. K. Pandeya, Synthesis of 3-(*p*-(*p*-alkoxy carbonyl)phenyl)-carbonyl-phenyl) imino)-2-indolinones as potentially biologically active agents, *Indian J. Pharm. Sci.* 46 (1982) 132–135.
63. J. Collino and S. Volpe, Mannich bases with dipiperidinic structure having pharmacological activity, *Ital. Boll. Chim. Farm.* 121 (1982) 408–420.
64. M. L. Gargari, R. C. Bansal, K. Singh and A. Mahmood, Inhibition of glucose transport in human erythrocytes by 2,3-dioxindole (isatin), *Experientia* 50 (1994) 833–837.
65. D. Hota and S. B. Acharya, Studies on peripheral actions of isatin, *Indian J. Exp. Biol.* 32 (1994) 710–717.

S A Ž E T A K

Farmakološko djelovanje izatina i njegovih derivata

SURENDRA NATH PANDEYA, SIVAKUMAR SMITHA, MAYANK JYOTI i SESHAI AH KRISHNAN SRIDHAR

Izatin je endogeni spoj prisutan u organizmu čovjeka koji posjeduje niz farmakoloških učinaka. Izatin djeluje kao antioksidans, sedativ i antikonvulziv. *In vitro* je snažni antagonist na receptorima za natrijeve ione u aatriju. Serija *p*-supstituiranih semikarbazona izatina pokazala je antikonvulzivno djelovanje u MES, scPTZ i scSTY testovima, a *N*-Mannichove baze izatina i izatin-3-tiosemikarbazona virustatsko i tuberkulostatsko djelovanje. Metisazon je učinkovit protiv infekcija variola i vakcinia virusima. EC_{50} *N*-dimetil i morfolino derivata 5-metilizatina i trimetoprima veći je od 4,3, odnosno 17,7 $\mu\text{g mL}^{-1}$. Izatin (3-*o*-nitrofenilhidrazon) inhibira rast tumorskih stanica Walker-256, a supstituirani indolinoni su aktivni protiv *M. tuberculosis* H₃₇Rv (MIC vrijednosti 10–20 $\mu\text{g mL}^{-1}$). Mannichove baze izatina su fibrinolitički, miorelaksansi, antihistaminici, imunosupresivi i antitrombotički, te djeluju protiv filarija. Izatin ima kardioinhibitorni učinak na srce žabe, a djeluje i kao hipotenziv, depresor respiracije i antidiuretik.

Ključne riječi: izatin, Mannichove baze, semikarbazoni, antikonvulzivno, antimikrobno i tuberkulostatsko djelovanje

Department of Pharmaceutics, Institute of Technology, Banaras Hindu University, Varanasi-221 005 India

Department of Pharmaceutical Sciences, Faculty of Health and Medical Sciences, Allahabad Agricultural Institute-Du, Allahabad-211 007, India

C. L. Baid Mehta College of Pharmacy, Jothi Nagar, Thorapakkam, Chennai-600 096, India