

The efficiency of nitrogen stabilizer at different soil temperatures on the physiological development and productivity of maize (*Zea mays* L.)

D. Rácz^{1,*}, B. Gila², É. Horváth¹, Á. Illés¹ and A. Széles¹

¹University of Debrecen, Faculty of Agriculture and Food Sciences and Environmental Management, Institute of Land Use, Technology and Regional Development, Böszörményi út 138, H-4032 Debrecen, Hungary

²University of Debrecen, Faculty of Science and Technology, Department of Molecular Biotechnology and Microbiology, Egyetem tér 1, H-4032 Debrecen, Hungary

*Correspondence: racz.dalma@agr.unideb.hu

Received: January 29th, 2021; Accepted: October 08th, 2021; Published: October 20th, 2021

Abstract. Nitrogen (N) stabilizer containing nitrapyrin inhibitor is responsible for slowing the activity of *Nitrosomonas* sp. bacteria down which oxidize ammonium to nitrite ions, thus, N-loss resulting from nitrate leaching can be reduced. Although prior studies have shown its effectiveness in the pre-sowing application in maize, considering that it disturbs the activity of *Nitrosomonas* bacteria which is the most intense between 25 °C and 30 °C, soil temperature may significantly influence the efficiency of nitrapyrin. Besides, nitrapyrin aims to enhance N-use efficiency in high N-demanding plants, such as maize, which demands N at the most during stalk elongation, which lays down the reason for its subsequent application. This study focuses on the efficiency of nitrapyrin at different soil temperatures and its impacts on the physiological development and productivity of maize. In a laboratory test, 10 °C, 15 °C, 20 °C, and 25 °C temperature soils were treated with nitrapyrin and change of nitrate content was monitored to observe the nitrification dynamic. Results show that as the soil temperature elevated, the inhibition efficiency increased. In a field experiment with maize, nitrapyrin was applied in 13 °C and 25 °C temperature soil. Results suggest the later treatment enhanced N-use efficiency, as, during the high N-demanding growth stage, more N-forms were available in the soil. This resulted in significantly higher relative chlorophyll concentration in the leaves and laboratory leaf analysis confirmed the prevention of N deficiency. Results of further measurements on parameters indicating biomass production such as root mass, stalk diameter, ear size, 1,000-kernel weight indicate that the nitrapyrin application should be timed later.

Key words: corn, nitrapyrin, nitrification inhibitor, nitrogen use, *Nitrosomonas*.

INTRODUCTION

The efficiency of nitrogen (N) fertilisation can be enhanced by nitrification inhibitors, which have been widely used in agriculture to reduce N-loss (Liu et al., 2017). Although nitrification inhibitors decrease primarily nitrate (NO₃⁻) leaching from the root zone, which is mainly responsible for N-loss (Zhong-Quing et al., 2020), a growing body

of studies have been published recently that N-stabilizer containing nitrapyrin also reduces nitrous oxide (N₂O) greenhouse gas (GHG) emission (Futó et al., 2016; Gilsanz et al., 2016; Thapa et al., 2016; Thomas et al., 2017; Monge-Muñoz et al., 2021). Thus, nitrapyrin has attracted wide attention due to its environmental benefits.

Nitrapyrin (2-chloro-6-(trichloromethyl)-pyridine) that was first reported as a nitrification inhibitor in 1962 by Goring (Goring et al., 1962) aims to block the activity of *Nitrosomonas* sp. nitrifying bacteria involved in the nitrification mechanism, which are responsible for the transformation of ammonium (NH₄⁺) to nitrite (NO₂⁻) ions through inhibition of the ammonia monooxygenase (AMO). Thus, stable ammonium-N forms will be available to crops for a longer period (Degenhardt et al., 2016; Futó et al., 2016; Woodward et al., 2019) and N-use efficiency can be improved (Degenhardt et al., 2016; Martins et al., 2017; Niu et al., 2017; Ren et al., 2017).

Despite the wide-range and split N-fertilisation, the idea that N-fertilisation should be still enhanced is not purposeless. As a consequence of climate change, several stress factors endanger and pose threat to the health condition of the crops (Okoro et al., 2019).

Higher daily temperatures, more frequent droughts, and intense precipitation events are all adverse weather conditions that lead to even greater N-loss (Congreves et al., 2016). Accordingly, split N-fertilisation has been implemented in practice to reduce nitrate leaching and run-off that contaminate underground waters causing serious risks to human health (Huang et al., 2017; Dimpka et al., 2020). Since nitrate leaching has the greatest responsibility for N-loss and it moves freely in the soil, heavy rains increase leaching, particularly in high-permeability soils such as sand (Piccini et al., 2016; Hess et al., 2020), resulting in significant yield loss in crops. Thus, using nitrapyrin seems to be a promising and profitable solution to enhance N-use efficiency in arable crops with high N-demand, such as maize, sunflower, and rapeseed (Futó et al., 2016).

Despite prior studies have shown its efficiency with the pre-sowing application in maize (Gupta et al., 2020), considering that nitrapyrin disturbs selectively the activity of *Nitrosomonas* sp. bacteria living in the soil which is the most intense between 25 °C and 30 °C (Taylor et al., 2019), soil temperature may significantly influence the inhibitory effect of nitrapyrin. On the other hand, the impact of N-application timing on the yield and physiological development of maize has been widely studied, but results tend to vary. A study by Davies et al. (2020) has reported that split applications of N could significantly improve N management and increase maize yield, however, Sawyer et al. (2016) summarized that it should not be an expected occurrence on all soils or in all years, as in-season N application, by itself, does not improve yield unless there is deficient N in the soil system and the crop can respond.

However, maize accumulates approximately 70% of the total N uptake by silking (R1) (Woli et al., 2016), and its N demand is the highest from V6–V18, during rapid stalk elongation (English et al., 2017). Hence, since maize has low N demand at the early growth stage (Panison et al., 2019), nitrapyrin might be more effective if it would not be applied before sowing. Sangoi et al. (2016) also reported that maize takes up only 5–10% of total N from crop emergence to floral primordium that occurs at the stage of five-six expanded leaves. It follows from the foregoing that nitrapyrin application would be preferable to enhance its efficiency when maize enters the critical, rapid growth stage and soil temperature elevates. In terms of practice, nitrapyrin is recommended to be incorporated into the soil (Degenhardt et al., 2016; Vetsch et al., 2017), otherwise, low efficiency should be expected as nitrapyrin can rapidly volatilize and cannot affect

bacteria in the soil. Thus, it is favorable to perform nitrapyrin co-application with liquid N-fertiliser when spring side-dress fertilisation is planned using a cultivator. With manufacturers recommendation, if incorporation technically is not possible, at least 10–15 mm precipitation must be fallen within two weeks after its application.

While nitrapyrin treatment has been optional up to the present due to its high cost, concerns are growing about global warming and its irreversible effects, and pressure is mounting on the agricultural stakeholders as strict regulations are expected worldwide related to N-fertiliser treatments. This will have a major impact on nitrification inhibitor usage as well, thus, testing technologies that mitigate the harmful effects of climate change has been never so important before.

This study focuses on the effect of nitrapyrin applied at different soil temperatures on the physiological development and productivity of maize. Nitrapyrin effectiveness was observed under laboratory conditions and through field trials as well. We hypothesized that late nitrapyrin treatment will increase N-availability in the soil during the rapid growth stage of the maize compared to its pre-sowing application, providing better conditions for effective growth.

MATERIALS AND METHODS

Soil characteristics

The soil type of experiment was loam. The plasticity index according to Arany was 38, with an average pH_{KCl} 6.83 value (slightly acidic soil), which is optimal for the nutrient uptake of crops. Humus content was 2.91%, carbonated lime content 0.9% (lacking in calcium), the AL-soluble P_2O_5 content was 481 mg kg^{-1} , AL-soluble K_2O was 310 mg kg^{-1} , KCl-soluble $\text{N-NO}_3^- + \text{N-NO}_2^-$ content was 2.16 mg kg^{-1} . (HL-LAB Environmental and Soil Testing Laboratory, Debrecen, Hungary).

Soil incubation studies

Under laboratory conditions, changes of nitrate content in the soil were studied in 300-mL plastic plant pots at different temperatures to observe nitrification dynamic indirectly. There were 8 treatments in total and each treatment was applied on 15 pots. Soil samples were collected from the same place to avoid distortion effect (Demonstration Garden of Institute of Plant Protection (University of Debrecen, Debrecen, Hungary; 47°33'07.9"N, 21°36'03.0"E). 200 g soil was treated with 12 g ammonium-sulfate per sample to activate nitrification, and 1 mL nitrapyrin solution (3 mg mL^{-1}) (Powell & Prosser, 1986), then incubated at 10 °C, 15 °C, 20 °C and 25 °C temperatures for three weeks in CLN 240 laboratory incubators (Pol-Eko-Apparatura, Poland). Nitrate content was measured once a week (3 pots per treatment) with Nitrat 2000 soil kit (Stelzner, Germany) according to the steps recommended by the manufacturer.

Design of field experiment

In a field experiment with maize (*Zea mays* L.) (Armagnac, FAO 490, Kite Zrt, Hungary) nitrapyrin efficiency was tested in 2020. The experiment was located in the Demonstration Garden of the Institute of Plant Protection (University of Debrecen, Debrecen, Hungary; 47°33'07.9"N, 21°36'03.0"E). Soil type and characteristics were just the same that was used for the laboratory trial. The amount of organic manure

applied to the soil was 25 t ha⁻¹. The experiment was designed in 3 treatments where nitrapyrin was applied two different times and a control field was left.

N-stabilizer containing nitrapyrin was first incorporated (6–8 cm depth) in the soil with 1.7 L ha⁻¹ dose (300 g L⁻¹) before maize sowing (22 April 2020), in 13 °C soil temperature, and later was sprayed at the stage of 6–7 leaves of maize (BBCH 17), when soil temperature was 25 °C (13 June 2020). Since nitrapyrin is only effective in the soil, spraying was timed based on the forecast and within two weeks 45 mm precipitation fell (Hungarian Meteorological Service (HMS), 2020).

Weather conditions

Uneven precipitation distribution characterized the vegetation period (2020).

The initial development of the maize was hampered by severe drought in April and May (only 51.7 mm precipitation fell in these two months). Development of maize was still delayed despite the smaller rainfall in June, however, in mid-June, a series of precipitations has begun that boosted the growth (June: 117.9 mm; July: 96.7 mm precipitation). When maize entered the tasseling period, the optimal amount of precipitation supported yield production. The general Growing Degree Days (GDD) was 1,574 °C (HMS, 2020).

Nitrate content measurement

To observe the effect of nitrapyrin on N-use efficiency, changes in soil nitrate content were monitored. Soil samples were collected at six points per treatment randomly, taking into account heterogeneity, from 0–30 cm depth, about every 2–3 weeks as weather conditions allowed (during intensive, heavy rainfalls, sampling was not possible). Samples were always collected at a specific time of the day (between 8 and 10 am) to avoid the distorting effect of different results on samples taken at different times. Nitrate concentration was measured with nitrate electrode (Nitrat, 2000) according to steps recommended by the producer (Stelzner, Germany).

Relative leaf chlorophyll measurement

Since several prior studies have confirmed that chlorophyll concentration is closely linked to the N-supply and the physiological development of the maize (Kalaji et al., 2017; Yuan et al., 2016), measurements were performed on 6 June, using SPAD-502 chlorophyll meter (Konica Minolta, Japan) Both adult leaf (close to the maize ear) and young (top) leaf were measured (on 20 crops per treatment) to obtain information about the physiological condition. For both leaves, five chlorophyll readings were conducted on each leaf at and the mean of the measurements was retained as a value.

Laboratory leaf analysis

Adult leaf samples were collected (20 leaves per treatment) to determine the accurate nutrient content through laboratory leaf analysis (HL-LAB Environmental and Soil Testing Laboratory (Debrecen, Hungary). During the process, SLW 240 drying oven (Pol-Eko-Aparatura, Poland) was used for the preparation of samples from which extraction was performed with HNO₃-H₂O₂ blend with MARS 6 microwave digester (CEM Corporation, USA). The N content of the extracts was determined on UDK 139 Semi-Automatic Kjeldahl Distillation Unit (Velp Scientifica Srl, Italy) and the other

nutrients were determined on iCAP 6300 Radial View ICP-OES spectrometer (Thermo Fisher Scientific, USA).

Stalk diameter measurement

To observe the impact of nitrapyrin on the biomass growth of the maize, the diameter of stalks above the lower three nodes was measured (20 stalks per treatment) with a caliper and the mean of the three measurements was retained as a value.

Root mass measurement

Root mass also indicates biomass production. To prevent distortion effect due to size difference, 15 cm³ of soil counted from the surface was taken out and root samples (20 roots per treatment) were cleaned from soil residues and dried out at 60 °C. Then, clean and root samples dried to constant weight were measured.

Parameters of maize yield

Maize ear diameter was measured (20 ears per treatment) with a caliper at half of the ear's length. After determining the number of rows in each ear, kernel number per row, 1,000-kernel weight, quality parameters, such as protein, oil, and starch content of kernels were determined using Infratech 1241 Grain Analyzer (Foss, Denmark).

Statistical analysis

The statistical analysis was conducted by the R programming language (v4.0.2; R Core Team, 2020) and “agricolae” R package (v1.3-3; De Mendiburu, 2020). Student's t-test and its non-parametric version (Mann-Whitney U test) and Duncan's multiple comparison test were used to examining the means at a significance level of 5%.

RESULTS AND DISCUSSION

Under laboratory conditions, the efficiency of nitrapyrin was observed at different soil temperatures. Results suggest that as the soil temperature elevated, the inhibitory effect of nitrapyrin was more intensive since a greater difference was observed between nitrate content in nitrapyrin treated and untreated soil when the temperature was higher (Fig. 1). Gu et al. (2018) also highlighted that the availability of nitrification inhibitors in the soil is strongly influenced by soil temperature. Our results are in line with the study by Dawar et al. (2021), who tested nitrapyrin efficiency under hot climatic conditions and concluded that nitrapyrin significantly increased yield total N uptake and N response efficiency. Despite the results achieved in this research, previous studies have referred to the fact that nitrapyrin goes under chemical hydrolysis (half-life) that increases when soil temperature raises (Woodward et al., 2016; Vetsch et al., 2017; Giacometti et al., 2020), furthermore, Giacometti et al. (2020) refers when soil temperature increases, nitrapyrin effectiveness decreases. This may be due to the transformation of nitrapyrin into degradation products, such as 6-chloropicolinic acid (6-CPA). Thus, Woodward et al. (2016) recommended the later timing of nitrapyrin application, such as fall or spring when the soil temperature is near 10 °C.

One possible explanation for the results obtained in this study could be that elevated temperature soil induced accelerated nitrification. This is in accordance with several studies on the impact of increased temperature which have also confirmed it (Yates et

al., 2016; González-Camejo et al., 2019; Dai et al., 2020; Zhongmin et al., 2020). Thus, although the amount of *Nitrosomonas* species in the soil was not an included parameter in our measurements, we strongly suspect that elevated soil temperature induced an abundant amount of active *Nitrosomonas* species. Our assumption relies on a study by Chen et al. (2018), in which *Nitrosomonas* species were more abundant at higher temperature (20 °C) compared to *Nitrospira* species which were the most dominant only at 10 °C.

These findings conclude that although nitrapyrin efficiency is likely to decrease in elevated soil temperature, probably due to intensified nitrification and an abundant amount of *Nitrosomonas* species in the soil. The inhibitory effect of nitrapyrin acting on them was proved to be stronger. These results may justify the later timing of nitrapyrin treatments in soils.

In a field experiment with maize, nitrapyrin application was performed before sowing (13 °C soil) and later, when soil temperature elevated (25 °C). Results of nitrate content changes in the soil suggest that due to later nitrapyrin treatment, despite heavy rainfalls during the rapid, high N-demanding growth stage of the maize, more N forms were accessible in the soil (Fig. 2). In a previous study, Singh & Nelson (2019) have also found a common line that during wet vegetation, nitrification inhibitors were able to limit N-loss and make N more available during the maize growing season. Thus, late treatment (N2) proved to be more favorable

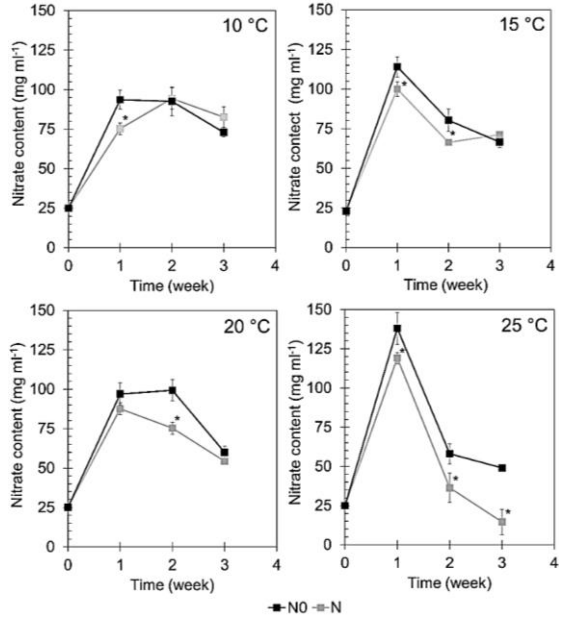


Figure 1. Nitrate content changes of soil samples depending on temperature. N: nitrapyrin treatment. N0: untreated control; Asterisks (*) denote statistically significant differences (Student's t-test, $p < 0.05$) between nitrapyrin treated and untreated soils.

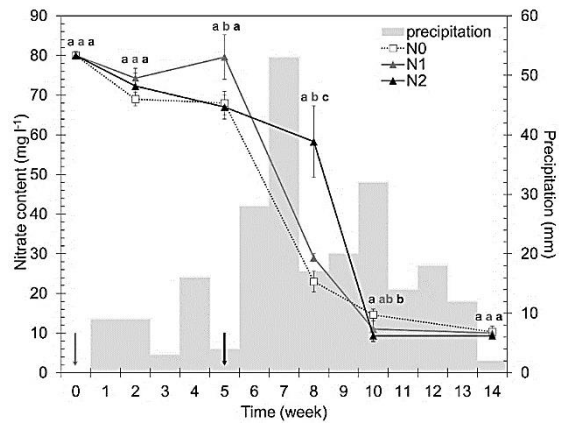


Figure 2. Nitrate content changes in soils. N0: untreated control; N1: early nitrapyrin treatment; N2: late nitrapyrin treatment. The grey and black arrows indicate the dates of nitrapyrin application. Different lowercase letters represent statistically significant differences (Duncan's multiple comparison test, $p < 0.05$) between nitrapyrin treated and untreated soils.

for the maize since the application before sowing seems to be too early and highly unstable, particularly when abundant rainfalls can be expected after its application. Pittelkow et al. (2017) also reported that fall (early) nitrapyrin application did not decrease N-loss or increase yield.

Therefore, nitrapyrin application seems to be more effective if it is timed when maize soon enters the rapid growth stage (approx. week 8.) to provide a sufficient amount of N forms during this critical period.

Results of relative chlorophyll measurements suggest that due to later nitrapyrin treatment, significantly higher chlorophyll concentration was detected in adult leaves (Fig. 3), which can be explained by the more accessibility of N in the soil. Several previous studies have also emphasized that nitrapyrin increases plant chlorophyll content due to better nutrients supply and increased photosynthesis capacity, resulting in increased leaf SPAD value (Singh & Nelson, 2019; Nozari et al., 2020; Ren et al., 2020; Taherianfar et al., 2020). Ren et al. (2020) have also reported effectively improved photosynthetic characteristics of maize due to nitrapyrin. Since increased chlorophyll concentration refers to intensified photosynthesis and improved N-supply (Taherianfar et al., 2020), late nitrapyrin treatment contributed to provide favorable conditions for maize.

To detect accurate N content in maize leaf tissues, laboratory leaf analysis was conducted. Results confirmed that due to later nitrapyrin treatment, N content in the leaves has improved (Table 1). Moreover, untreated maize suffered from severe N-deficiency since its value was below the critical minimum value (Nitrogen: 28,000 mg kg⁻¹; Elek & Kádár, 1980) and deficiency symptoms could be observed in older leaves. Improved N-supply in maize treated with late nitrapyrin (N2) can be explained by the better N conditions in the soil provided by the subsequent nitrapyrin treatment as despite the heavy rainfalls, more available N-forms were provided for the crops. Ren et al. (2017) referred that due to excessive rainfalls, more intense nitrate leaching must be expected which leads to the decrease of available mineral N concentration in soil, and the reduction of root absorption and utilization of N. Thus, N-deficiency should be expected.

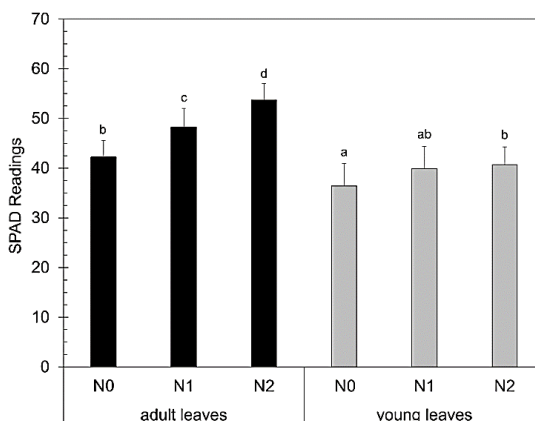


Figure 3. Changes in relative chlorophyll content of adult and young maize leaves due to nitrapyrin treatments. N0: untreated control; N1: early nitrapyrin treatment; N2: late nitrapyrin treatment; Different lowercase letters denote statistically significant differences (Duncan's multiple comparison test, $p < 0.05$) between treatments.

Table 1. N content of maize leaves due to early and late nitrapyrin treatment. Data represent means and standard deviation (SD)

| Treatment | Nitrogen content (mg kg ⁻¹) |
|-----------|---|
| N0 | 23,900 ± 1,195 |
| N1 | 26,700 ± 1,335 |
| N2 | 28,100 ± 1,405 |

N0: untreated control; N1: early nitrapyrin treatment; N2: late nitrapyrin treatment.

However, nitrapyrin can inhibit the oxidation of ammonium to nitrate ions and results in N in the form of ammonium ions remaining in the soil for long periods.

Several previous research studies have confirmed the close correlation between the quality of N-management and SPAD-value (Suresh et al., 2017; Habibullah et al., 2018; Edalat et al., 2019). These findings are in good agreement with our present study which suggests that late nitrapyrin (N2) treatment created beneficial conditions for N-accessibility in the soil due to improved N concentration in leaf tissues.

As for indicators of biomass production, stalk diameter and root mass were measured. Besides, the impact of nitrapyrin on different yield parameters (agronomic characters), such as maize ear length, ear diameter, row number in each ear, kernel number in each row, 1,000-kernel weight, as well as protein, oil, and starch content of kernels were measured. Results are demonstrated in Table 2.

Table 2. The effect of nitrapyrin treatments on different parameters. Data represent means and standard deviation (SD)

| Treatment | N0 | N1 | N2 |
|-------------------------|---------------|----------------|--------------|
| Root mass (g) | 14.72 ± 5.63 | 28.06 ± 6.68 | 45.30 ± 8.13 |
| Stalk diameter (mm) | 17.65 ± 1.39 | 20.67 ± 1.18 | 45.30 ± 8.13 |
| Ear length (mm) | 19.13 ± 2.35 | 19.64 ± 0.83 | 21.90 ± 0.85 |
| Ear diameter (mm) | 48.55 ± 2.94 | 49.13 ± 2.16 | 51.65 ± 1.66 |
| Row number per ear | 15.10 ± 1.52 | 15.60 ± 0.84 | 16.40 ± 0.84 |
| Kernel number per row | 32.60 ± 7.34 | 35.70 ± 2.98 | 41.90 ± 2.02 |
| 1,000-kernel weight (g) | 370.46 ± 38.5 | 419.28 ± 26.34 | 415.11 ± 26 |
| Protein content (%) | 5.65 ± 0.43 | 5.64 ± 0.25 | 6.12 ± 0.36 |
| Oil content (%) | 2.85 ± 0.34 | 3.17 ± 0.35 | 3.10 ± 0.42 |
| Starch content (%) | 64.12 ± 0.80 | 64.20 ± 0.49 | 64.07 ± 0.83 |

N0: untreated control; N1: early nitrapyrin treatment; N2: late nitrapyrin treatment.

For root mass and stalk diameter, a significant difference was measured between early (N1) and late nitrapyrin treatment (N2). Due to subsequent nitrapyrin (N2) application, more beneficial developments were detected. Thus, greater root mass and thicker stalk diameter reflected that later nitrapyrin treatment (N2) induced more intense biomass growth. These findings are in consistent with previous reports on improved biomass and grain yield of maize due to nitrapyrin treatment (Dawar et al., 2021), improved dry matter accumulation (Ren et al., 2017), and the positive correlation between nitrapyrin and biomass production (Zhou et al., 2017; Cai et al., 2018). Cai et al. (2018) have also stated that nitrapyrin increased net photosynthetic area resulting in a remarkable biomass increment.

Results of maize ear parameters (agronomic characters) measurements, such as ear length, diameter, number of rows in each ear, kernel number per row suggest that due to late nitrapyrin treatment, beneficial changes were observed for all characters since a significant difference was detected compared to untreated (N0) and early nitrapyrin treatment (N1).

In terms of 1,000-kernel weight, we hypothesized that both early (N1) and late nitrapyrin treatment (N2) will contribute to significant yield growth. Results are in consistent with a previous study which has shown that nitrapyrin-treated maize had a significantly improved kernel number and 1,000-kernel weight (Ren et al., 2017). In this

current research, despite both nitrapyrin treatments significantly increased 1,000-kernel weight, the timing of treatment was not an influencing factor because no difference was observed between the early (N1) and late nitrapyrin treatments (N2). This reflects that although nitrapyrin contributed to yield growth, it was not significantly influenced by the timing of treatment.

For quality parameters, such as protein, starch, and oil content of yield, only slight changes were measured. While protein and oil content were hardly grown, no difference occurred in the change of starch content due to nitrapyrin treatment. Similar findings have been also identified by Singh & Nelson (2019) when only protein content was higher compared to non-treated control which could be due to higher grain N concentration since N is a fundamental component of protein. Nozari et al. (2020) also confirmed that N is a key nutrition of molecules such as protein and reported a significant increase in protein content due to nitrapyrin. In a previous study by Rácz & Radócz (2020), only an increase in protein content was measured due to nitrapyrin, while no significant changes were determined in oil and starch content. These findings draw attention to the appropriate quality of N-management since it has a significant impact on the protein content of the yield.

CONCLUSIONS

This present study aimed to examine how the soil temperature influences the inhibitory effect of nitrapyrin. Results of the laboratory experiment revealed that the inhibitory effect of nitrapyrin increased with increasing soil temperature. The most likely explanation for this is that elevated soil temperature induced an abundance of active *Nitrosomonas* sp, resulting in a greater inhibitory effect of nitrapyrin acting on them. Results of the field experiment with maize suggest that subsequent nitrapyrin treatment contributed to providing more favorable conditions for improved physiological development and productivity of maize as, during the rapid growth stage, more N-forms were available in the soil. In contrast to the pre-sowing application of nitrapyrin, its late treatment proved to be effective at preventing severe N-deficiency, which was confirmed by laboratory leaf analysis and significantly higher chlorophyll concentration in leaves. Besides, the impacts of late nitrapyrin treatment on biomass production manifested in greater root mass and thicker stalk diameter. For maize yield agronomic characters, such as ear length, ear diameter, the number of rows in each ear, kernel number per row, later treatment contributed to improving these parameters as well. These findings can be explained by the more favorable N-conditions in the soil provided by late nitrapyrin. However, the timing of nitrapyrin treatment did not significantly influence the 1,000-kernel weight and quality parameters of the yield.

From the outcome of our investigation, our findings are of direct practical relevance that nitrapyrin treatment is a promising technology to enhance N use efficiency of maize, and thereby, improving physiological development and productivity. Although these results suggest that nitrapyrin application can be preferable to be timed later when maize soon enters the high N-demanding, critical growth stage, we emphasize that this may not be the case in all agricultural areas, as each soil type and climatic factor may have a different effect on treatment effectiveness. Hence, several other questions remain to be addressed and further study of the issue would be of interest.

ACKNOWLEDGEMENTS. The publication is supported by the EFOP-3.6.3-VEKOP-16-2017-00008 project. The project is co-financed by the European Union and the European Social Fund. Project no. TKP2020-IKA-04 has been implemented with the support provided from the National Research, Development and Innovation Fund of Hungary, financed under the 2020-4.1.1-TKP2020 funding scheme. The research was supported and financed by the Kerpely Kálmán Doctoral School (University of Debrecen). The authors thank the Institute of Plant Protection (University of Debrecen) for use of land and resources for the field experiment.

REFERENCES

- Cai, W.W., Ai, T.C., Li, R., Jin, Z.Y., Xu, J.G. & Cao, K.K. 2018. Effects of controlled release fertilizer and urea additive on photosynthetic characteristics and yield of double cropping rice. *Soil and Fertilizer Sciences in China* **3**, 54–60 (in Chinese).
- Chen, M., Chen, Y., Dong, S., Lan, S., Zhou, H., Tan, Z. & Li, X. 2018. Mixed nitrifying bacteria culture under different temperature dropping strategies: Nitrification performance, activity, and community. *Chemosphere* **195**, 800–809. doi: 10.1016/j.chemosphere.2017.12.129
- Congreves, K.A., Dutta, B., Grant, B.B., Smith, W.N., Desjardins, R.L. & Wagner-Riddle, C. 2016. How does climate variability influence nitrogen loss in temperate agroecosystems under contrasting management systems? *Agriculture, Ecosystems & Environment* **227**, 31–41. doi: 10.1016/j.agee.2016.04.025.
- Dai, Z., Yu, M., Chen, H., Zhao, H., Huang, Y., Su, W., Xia, F., Chang, S.C., Brookes, P.C., Dahlgren, R.A. & Xu, J. 2020. Elevated temperature shifts soil N cycling from microbial immobilization to enhanced mineralization, nitrification and denitrification across global terrestrial ecosystems. *Global Change Biology* **26**, 267–276. doi:10.1111/gcb.15211
- Davies, B., Coulter, J.A. & Paliari, P.H. 2020. Timing and rate of nitrogen fertilization influence maize yield and nitrogen use efficiency. *Plos One* **15**, e0233674. doi: 10.1371/journal.pone.0233674
- Dawar, K., Khan, A., Sardar, K., Fahad, S., Saud, S., Datta, R. & Danish, S. 2021. Effects of the nitrification inhibitor nitrapyrin and mulch on N₂O emission and fertilizer use efficiency using ¹⁵N tracing techniques. *Science of The Total Environment* **757**, 143739. doi: 10.1016/j.scitotenv.2020.143739
- De Mendiburu, F. 2020. agricolae: Statistical procedures for agricultural research. R package version 1.3-3. Available at <https://CRAN.R-project.org/package=agricolae>
- Degenhardt, R.F, Juras, L.T. & Smith, L.R. 2016. Application of nitrapyrin with banded urea, urea ammonium nitrate, and ammonia delays nitrification and reduces nitrogen loss in Canadian soils. *Crop Forage Turfgrass Manage* **8**, 1–11. doi:10.2134/cftm2016.03.0027
- Dimpka, C.O., Fugice, J., Singh, U. & Lewis, T.D. 2020. Development of fertilizers for enhances nitrogen use efficiency – Trends and perspectives. *Science of the Total Environment* **731**, 139113. doi: 10.1016/j.scitotenv.2020.139113
- Edalat, M., Naderi, R. & Egan, T.P. 2019. Corn nitrogen management using NDVI and SPAD sensor-based data under conventional vs. reduced tillage systems. *Journal of Plant Nutrition* **42**, 2310–2322. doi:10.1080/01904167.2019.1648686
- Elek, É. & Kádár, I. 1980. Method of sampling for permanent crops and arable crops. Budapest, Hungary: MÉM Plant Protection and Agrochemical Center (in Hungarian).
- English, E., Ketterings, Q., Czymmek, K., Gabriel, A., Flis, F. & Lawrence, J. 2017. Nitrogen uptake by corn. *Agronomy Fact Sheet Series, Fact Sheet: 98*. Cornell University, New York, USA.
- Futó, Z., Bence, G., Holes, A., Surányi, Sz. & Papp, Z. 2016. Modern plant nutrition in crop production. In: *The Hungarian economy and society in the globalizing world of the 21st century II*. Békéscsaba, Hungary, pp. 148–157 (in Hungarian).

- Giacometti, C., Mazzon, M., Cavani, L., Ciavatta, C. & Marzadori, C. 2020. A nitrification inhibitor, nitrapyrin, reduces potential nitrate leaching through soil columns treated with animal slurries and anaerobic digestate. *Journal of Plant Nutrition and Soil Science* **183**, 129–135. doi: 10.1002/jpln.201900025
- Gilsanz, C., Baez, D., Misselbrook, T. H., Dhanoa, M.S. & Cardenas, L.M. 2016. Development of emission factors and efficiency of two nitrification inhibitors, DCD and DMPP. *Agriculture, Ecosystems & Environment* **216**, 1–8. doi.org/10.1016/j.agee.2015.09.030
- González-Camejo, J., Viruela, A., Ruano, M.V., Barat, R., Seco, A. & Ferrer, J. 2019. Dataset to assess the shadow effect of an outdoor microalgae culture. *Data in Brief* **25**, 104143. doi: 10.1016/j.dib.2019.104143
- Goring, C.A.I. 1962. Control of nitrification by 2-chloro-6-(trichloromethyl) pyridine. *Soil Science*, **93**, 211–218.
- Gu, Y., Wu, L. & Hu, Z. 2018. Inhibitory effect of soil pH value and moisture on soil nitrification by nitrapyrin application. *Transactions of the Chinese Society of Agricultural Engineering* **8**, 132–138. doi: 10.11975/j.issn.1002-6819.2018.08.017
- Gupta, M., Gupta, V., Kumar, R. & Sharma, B.C. 2020. Techniques for enhancing nitrogen use efficiency in cereal crops. In: *Three major dimensions of life: Environment, Agriculture and Health*. Prayagraj, India, pp. 44–53.
- Habibullah, H., Nelson, K. & Motavalli, P. 2018. Management of Nitrapyrin and Pronitridine Nitrification Inhibitors with Urea Ammonium Nitrate for Winter Wheat Production. *Agronomy* **8**(10), 204. doi:10.3390/agronomy8100204
- Hess, L.J.T., Hinckley, E.S., Robertson, G.P. & Matson, P.A. 2020. Rainfall intensification increases nitrate leaching from tilled but no-till cropping systems in the U.S. *Midwest. Agriculture, Ecosystems & Environment* **290**, 106747. doi: 10.1016/j.agee.2019.106747
- HMS (Hungarian Meteorological Service). 2020. *Agrometeorology*. Available at <https://www.met.hu/idojaras/agrometeorologia/>
- Huang, T., Ju, X. & Yang, H. 2017. Nitrate leaching in a winter wheat-summer maize rotation on a calcareous soil as affected by nitrogen and straw management. *Scientific Reports* **7**, 42247. doi.org/10.1038/srep42247
- Kalaji, H.M., Dąbrowski, P., Cetner, M.D., Samborska, I.A., Łukasik, I., Brestic M., Zivcak, M., Tomasz, H., Mojski, J., Kociel, H. & Panchal, B.M. 2017. A comparison between different chlorophyll content meters under nutrient deficiency conditions. *Journal of Plant Nutrition* **40**, 1024–1034. doi.: 10.1080/01904167.2016.1263323
- Konica Minolta Optics. 2012. Chlorophyll Meter SPAD-502Plus-. A lightweight handheld meter for measuring the chlorophyll content of leaves without causing damage to plants. Available at http://www.konicaminolta.com/instruments/download/catalog/color/pdf/spad502plus_e1.pdf
- Liu, T., Liang, Y. & Chu, G. 2017. Nitrapyrin addition mitigates nitrous oxide emissions and raises nitrogen use efficiency in plastic-film-mulched drip-fertigated cotton field. *Plos One* **12**, e0176305. doi: 10.1371/journal.pone.0176305
- Martins, M.R., Sant’Anna, S.A.C., Zaman, M., Santos, R.C., Monteiro, R.C., Alves, B.J.R., Jantalia, C.P., Boddey, R.M., & Urquiaga, S. 2017. Strategies for the use of urease and nitrification inhibitors with urea: Impact on N₂O and NH₃ emissions, fertilizer-¹⁵N recovery and maize yield in a tropical soil. *Agriculture, Ecosystems & Environment* **247**, 54–62. doi.org/10.1016/j.agee.2017.06.021
- Monge-Muñoz, M., Urquiaga, S., Müller, C., Cambroner-Heinrichs, J.C., Zaman, M., Chinchilla-Soto, C., Borzouei, A., Dawar, K., Rodríguez-Rodríguez, C.E. & Pérez-Castillo, A.G. 2021. Nitrapyrin effectiveness in reducing nitrous oxide emissions decreases at low doses of urea in an Andosol. *Pedosphere* **31**, 303–313. doi.org/10.1016/S1002-0160(20)60072-8

- Niu, Y., Luo, J., Liu, D., Müller, C., Zaman, M., Lindsey, S. & Ding, W. 2017. Effect of biochar and nitrapyrin on nitrous oxide and nitric oxide emissions from a sandy loam soil cropped to maize. *Biology and Fertility of Soils*. **54**, 645–658. doi.org/10.1007/s00374-018-1289-2
- Nozari, R., Hadidi Masouleh, E., Borzouei, A., Sayfzadeh, S. & Eskandari, A. 2020. Investigating the effect of different tillage methods and nitrapyrin on increasing nitrogen utilization efficiency on physiological and biochemical traits in different wheat cultivars. *Archives of Pharmacy Practise* **11**, 134–150.
- Okoro, G.O., Onu, O.B., Ngasoh, F., Gemlack & Namesan, N. 2019. The effect of climate change on abiotic plant stress: A Review. *Abiotic and Biotic Stress in Plants, Alexandre Bosco de Oliveira, IntechOpen*. doi: 10.5772/intechopen.82681
- Panison, F., Sangoi, L., Durli, M.M., Leolato, L.S., Coelho, A.E., Kuneski, H.F. & de Liz, V.O. 2019. Timing and splitting of nitrogen side-dress fertilization of early corn hybrids for high grain yield. *Revista Brasileira de Ciência do Solo*. **43**, e0170338. doi: 10.1590/18069657rbcS20170338
- Piccini, C., Di Bene, C., Farina, R., Pennelli, B. & Napoli, R. 2016. Assessing nitrogen use efficiency and nitrogen loss in a forage-based system using a modeling approach. *Agronomy* **6**, 23. doi:10.3390/agronomy6020023
- Pittelkow, C.M., Clover, M.W., Hoefl, R.G., Nafziger, E.D., Warren, J.J., Gonzini, L.C. & Greer, K.D. 2017. Tile drainage nitrate losses and corn yield response to fall and spring nitrogen management. *Journal of Environmental Quality* **46**, 1057–1064. doi: 10.2134/jeq2017.03.0109
- Powell, S.J. & Prosser, J.I. 1986. Inhibition of ammonium oxidation by nitrapyrin in soil and liquid culture. *Applied and Environmental Microbiology* **52**, 782–787.
- Rącz, D. & Radócz, L. 2020. The efficiency of nitrogen stabilizer and foliar fertilizer treatments on the health condition of maize. *Georgikon for Agriculture* **24**, 37–42 (in Hungarian).
- Ren, B.Z., Zhang, J.W., Dong, S.T., Liu, P., Zhao, B. & Li, H. 2017. Nitrapyrin improves grain yield and nitrogen use efficiency of summer maize waterlogged in the field. *Agronomy Journal*. **109**, 185–92. doi:10.2134/agronj2016.06.0353
- Ren, B., Hu, J., Zhang, J., Dong, S., Liu, P. & Zhao, B. 2020. Effects of urea mixed with nitrapyrin on leaf photosynthetic and senescence characteristics of summer maize (*Zea mays* L.) waterlogged in the field. *Journal of Integrative Agriculture* **19**, 1586–1595. doi:10.1016/s2095-3119(19)62725-5
- Sangoi, L., Silva, P.R.F. & Pagliarini, N.H.F. 2016. Management strategies for nitrogen fertilization in maize in southern Brazil, 1st ed.; Graphel: Lages, Brasil, 2016; pp. 119 (in Portuguese).
- Sawyer, J.E., Barker, D.W. & Lundvall, J.P. 2016. Impact of nitrogen application timing on corn production. In: Proc. 46th North Central Extension-Industry Soil Fertility Conference. Des Moines, USA, pp. 55–60.
- Singh, G. & Nelson, K.A. 2019. Pronitridine and nitrapyrin with anhydrous ammonia for corn. *Journal of Agriculture Sciences* **11**, 13–24. doi: 10.5539/jas.v11n4p13
- Suresh, M., Balaguravaiah, D. & Jayasree, G. 2017. Calibrating the leaf colour chart and SPAD based nitrogen management on leaf N content and yield in rice. *International Journal of Pure & Applied Bioscience* **5**, 1382–1387. doi.: 10.18782/2320-7051.5527
- Taherianfar, A., Hadidi Masouleh, E., Eskandari, A., Sayfzadeh, S. & Soufizadeh, S. 2020. Comparison of triple interaction of tillage, nitrogen fertilizer, and barley varieties on biochemical traits and chlorophyll content. *Arch Pharma Pract*. **11**, 98–109.
- Taylor, A.E., Myrold, D.D. & Bottomley, P.J. 2019. Temperature affects the kinetics of nitrite oxidation and nitrification coupling in four agricultural soils. *Soil Biology and Biochemistry* **136**, 107523. doi:10.1016/j.soilbio.2019.107523

- Thapa, R., Chatterjee, A., Awale, R., McGranahan, D.A. & Daigh, A. 2016. Effect of enhanced efficiency fertilizers on nitrous oxide emissions and crop yields: A meta-analysis. *Soil Sci Soc Am J.* **80**, 1121–1134. doi: 10.2136/sssaj2016.06.0179
- Thomas, B.W., Gao, X., Stoekli, J.L., Beck, R., Liu, K., Koenig, K.M., Beres, B.L. & Hao, X. 2017. Nitrapyrin reduced nitrous oxide emissions from beef cattle urine patches on a semiarid tame pasture. *Soil Science Society of America Journal* **81**, 1537–1547. doi: 10.2136/sssaj2017.04.0123
- Vetsch, J.A., Scherder, E.F. & Ruen, D.C. 2017. Does liquid swine manure application timing and nitrapyrin effect corn yield and inorganic soil nitrogen? *Soil Fertility & Crop Nutrition.* **109**, 2358–2370. doi: 10.2134/agronj2017.03.0163
- Woli, K.P., Boyer, M.J., Elmore, R.W., Sawyer, J.E., Abendroth, L.J. & Barker, D.W. 2016. Corn era hybrid response to nitrogen fertilization. *Agronomy Journal.* **108**, 473–486.
- Woodward, E.E., Hladik, M.L., & Kolpin, D.W. 2016. Nitrapyrin in Streams: The First Study Documenting Off-Field Transport of a Nitrogen Stabilizer Compound. *Environmental Science & Technology Letters* **3**(11), 387–392. doi:10.1021/acs.estlett.6b00348
- Woodward, E.E., Kolpin, D.W., Zheng, W., Holm, N.L., Meppelink, S.M., Terrio, P.J. & Hladik, M.L. 2019. Fate and transport of nitrapyrin in agroecosystems: Occurrence in agricultural soils, subsurface drains, and receiving streams in the Midwestern US. *Science Of the Total Environment* **650**, 2830–2841. doi: 10.1016/j.scitotenv.2018.09.387
- Yates, C. N., Varicknickal, J., Cousins, S. & Wootton, B. 2016. Testing the ability to enhance nitrogen removal at cold temperatures with *C-aquaticus* in a horizontal subsurface flow wetland system. *Ecological Engineering* **94**, 344–351. doi.: 10.1016/j.ecoleng.2017.08.007
- Yuan, Z., Cao, Q., Zhang, K., Ata-Ul-Karim, S.T., Tian, Y., Zhu, Y., Cao, W. & Liu, X. 2016. Optimal leaf positions for SPAD meter measurement in rice. *Frontiers in Plant Science* **7**, 719. doi: 10.3389/fpls.2016.00719
- Zhongmin, D., Yu, M., Chen, H., Zhao, H., Huang, Y., Su, W., Xia, F., Chang, S.X., Brookes, F.C., Dahlgren, R.A. & Xu, J. 2020. Elevated temperature shifts soil N cycling from microbial immobilization to enhanced mineralization, nitrification and denitrification across global terrestrial ecosystems. *Global Change Biology* **26**, 5267–5276. doi: 10.1111/gcb.15211
- Zhong-Qing, Z., Qiang, G., Jing-Min, Y., Yan, W., Jing-Yi, Y., Xue, Z., Guo-Zhong, F., Zhi-Qiang, C., Shao-Jie, W. & Hong-Ge, S. 2020. Fabrication and release behaviour of nitrapyrin microcapsules: Using modified melamine-formaldehyde resin as shell material. *The Science of the Total Environment* **704**, 135394. doi: 10.1016/j.scitotenv.2019.135394
- Zhou, Z.H., Wang, B., Li, J.L., Wan, Y.F., Hasbagan, G., Cai, W.W., Rong, R., Zhou, S.H. & Muhammad, A.W. 2017. Interrelations of CO₂ exchange in daytime, leaf area, and biomass with different nitrogen fertilizers applied in a double-rice cropping system. *Journal of Agro-Environment Science* **36**, 2143–2152 (in Chinese).