

Sub-6 optical-cycle combined gain media Kerr-lens mode-locked laser based on Tm:Lu2O3 and Tm:Sc2O3

著者 (英)	Anna Suzuki, Christian Krankel, Masaki Tokurakawa
journal or publication title	Optics Express
volume	29
number	13
page range	19465-19471
year	2021-06-21
URL	http://id.nii.ac.jp/1438/00009963/

doi: 10.1364/OE.428063

Sub-6 optical-cycle combined gain media Kerr-lens mode-locked laser based on Tm:Lu₂O₃ and Tm:Sc₂O₃

ANNA SUZUKI,^{1,*} CHRISTIAN KRÄNKEL,² AND MASAKI TOKURAKAWA¹

¹*Institute for Laser Science, University of Electro-Communications, 1-5-1 Chofugaoka, Chofu, Tokyo 182-8585, Japan*

²*Leibniz-Institut für Kristallzüchtung (IKZ), Max-Born-Str. 2, 12489 Berlin, Germany*

*a_suzuki@ils.uec.ac.jp

Abstract: We present a combined gain media Kerr-lens mode-locked laser based on a Tm:Lu₂O₃ ceramic and a Tm:Sc₂O₃ single crystal. Pulses as short as 41 fs, corresponding to less than 6 optical cycles, were obtained with an average output power of 42 mW at a wavelength of 2.1 μm and a repetition rate of 93.3 MHz. Furthermore, a maximum average power of 316 mW with a pulse duration of 73 fs was achieved.

© 2020 Optical Society of America under the terms of the [OSA Open Access Publishing Agreement](#)

1. Introduction

Tm-doped materials are excellent candidates as gain media for high power 2 μm lasers. This is due to their highly efficient “two-for-one” pumping scheme enabled by cross relaxation between adjacent Tm³⁺-ions when pumped by commercially available high power laser diodes around 790 nm. During the last decade, the rise of novel Tm-doped materials with broad gain bandwidth enabled the development of Tm-doped lasers with sub-100 fs pulse duration. Pulses as short as 84 fs and 78 fs were generated from a graphene mode-locked Tm:CNNGG laser at 2018 nm [1] and a single-walled carbon nanotube (SWCNT) mode-locked Tm:CLNGG laser at 2017 nm [2], respectively. Even shorter pulses of 76-fs duration were achieved using SWCNT assisted Kerr-lens mode-locked Tm:MgWO₄ laser at 2037 nm [3]. Also Tm-doped cubic sesquioxide (Tm:RE₂O₃, RE=Lu, Y or Sc) materials are attractive for high power ultrashort pulse lasers. This is due to their superior spectroscopic, thermo-mechanical and thermo-optical properties [4,5]. They show high thermal conductivity and low thermo-optic coefficients. Moreover, the gain band of Tm-doped sesquioxides is centered at extremely long wavelengths, which avoids problems with strong water vapor absorption around 2 μm and also reduces reabsorption. The combination of both effects facilitates very broad effective gain bandwidths in Tm-doped sesquioxides. Employing a Tm:Lu₂O₃ single crystal, pulses as short as 175 fs were generated from a SWCNT mode-locked laser at 2070 nm [6] and the use of a Tm:Sc₂O₃ single crystal enabled pulses as short as 218 fs from a semiconductor saturable absorber mirror (SESAM) mode-locked laser at 2113 nm [7]. We also achieved pulses as short as 72-fs from a Kerr-lens mode-locked (KLM) Tm:Sc₂O₃ single crystal laser at 2108 nm [8]. More recently, with the appearance of mixed sesquioxide materials, even shorter pulses were reported. Pulses as short as 63 fs and 54 fs were generated from a SESAM mode-locked Tm:LuScO₃ ceramic laser at 2057 nm [9] and a SESAM mode-locked Tm:LuYO₃ ceramic laser at 2040 nm [10], respectively. These mixed materials show broad and smooth gain spectra due to their compositional disorder. However, they exhibit reduced cross sections and thermal conductivities, which imposes difficulties for high power laser operation. In this study, we present a combined gain media KLM laser [11,12] based on the simultaneous use of a Tm:Lu₂O₃ ceramic and a Tm:Sc₂O₃ single crystal in the same cavity. This combined gain media laser enables a broad and flat gain spectrum extending from 1850 nm to 2200 nm without

affecting the thermal conductivity of the gain material. With this approach, we achieved pulse durations as short as 41 fs, i.e. sub-6 optical cycles, after external compression.

2. Combined gain media laser

The idea of a combined gain media laser is very simple: different gain materials are used simultaneously in the same cavity, so that the laser can benefit from the gain spectra of both materials. Fig.1 shows emission and absorption cross sections of Tm:Lu₂O₃ and Tm:Sc₂O₃. Their emission cross sections are located in the range between 1850 nm and 2200 nm, but due to the stronger crystal field strength on the smaller Sc³⁺ site as compared to the larger Lu³⁺, the emission peaks of Tm:Sc₂O₃ are red shifted by roughly 30 nm compared to those of Tm:Lu₂O₃. The effective gain cross section σ_{eff} resulting from the use of Tm:Lu₂O₃ and Tm:Sc₂O₃ as combined gain media can be described as below [11],

$$\sigma_{eff}(\omega) = \alpha\beta_1\sigma_{e1} - \alpha(1 - \beta_1)\sigma_{a1} + (1 - \alpha)\beta_2\sigma_{e2} - (1 - \alpha)(1 - \beta_2)\sigma_{a2}$$

where σ_{e1} , σ_{e2} , σ_{a1} and σ_{a2} are emission cross sections and absorption cross sections of Tm:Lu₂O₃ and Tm:Sc₂O₃, respectively. β_1 and β_2 indicate the population inversion ratios of the two gain media. α indicates the ratio of the Tm³⁺-ions in the Tm:Lu₂O₃ gain medium against the total amount of Tm³⁺-ions in both gain media. The effective gain shape strongly depends on the ratios α and β . While α can be tuned by optimizing the doping concentrations and/or the thicknesses of both gain media, the inversion parameter β is mainly affected by the pump intensity. By a proper choice of all parameters, thus an increased gain bandwidth with a flat and smooth shape can be obtained.

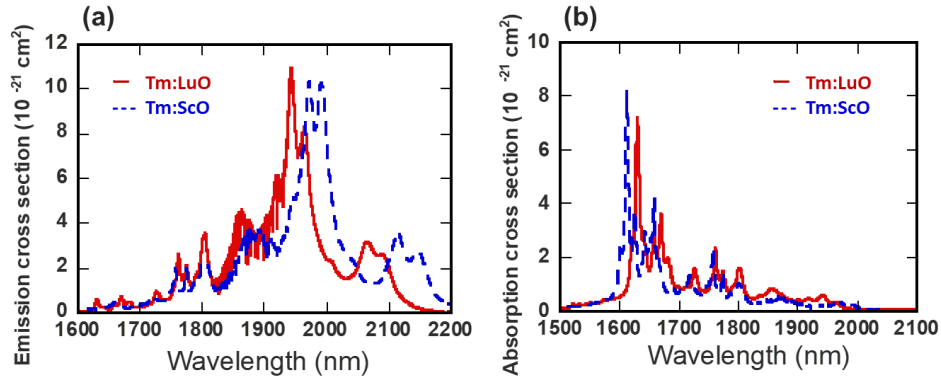


Fig.1 (a) Emission cross sections of Tm:Lu₂O₃ (red solid) and Tm:Sc₂O₃ (blue dashed), (b) Absorption cross sections of Tm:Lu₂O₃ (red solid) and Tm:Sc₂O₃ (blue dashed)

3. Experimental setup

Fig. 2(a) shows the experimental set up of our combined gain media KLM laser. We used an astigmatism-compensated Z-shaped cavity composed by two curved folding mirrors (R = 100 mm, HR>99.9% at 1850-2200 nm), different chirped mirrors with varying negative GDD values for dispersion control and an output coupler (OC). A 4 mm thick Tm(4 at.%):Lu₂O₃ ceramic (n=1.90) and a 3.7 mm thick Tm(1 at.%):Sc₂O₃ single crystal (n=1.94) without AR coating served as the gain media. They were in physical contact to each other, mounted in a Peltier cooled copper heatsink and placed in the focus between the two curved folding mirrors at Brewster's angle. We used a home-built 1611 nm Er:Yb-doped all fiber MOPA [13] as a pump source. At the pumping wavelength, the Tm:Lu₂O₃ has significantly lower absorption cross sections than the Tm:Sc₂O₃ (cf. Fig. 1(b)), which was balanced to a large extent by the higher doping concentration of the Tm:Lu₂O₃ ceramic. Thus, the estimated small signal absorptions were 58% and 68% for the Tm:Lu₂O₃ and the Tm:Sc₂O₃, respectively. In order to

further balance pump absorption, the Tm:Lu₂O₃ was placed at side facing the pump source and the Tm:Sc₂O₃ at the opposite side, so that the Tm:Sc₂O₃ was pumped by the residual pump beam passing the Tm:Lu₂O₃. The effective gain cross sections under these conditions are shown in Fig. 2(b) and show a broad and smooth gain band reaching from 1950 nm to 2160 nm. Mode-locked operation was achieved by soft-aperture Kerr-lens mode locking. The output pulses were externally dispersion compensated by passing a 3 mm ZnSe window.

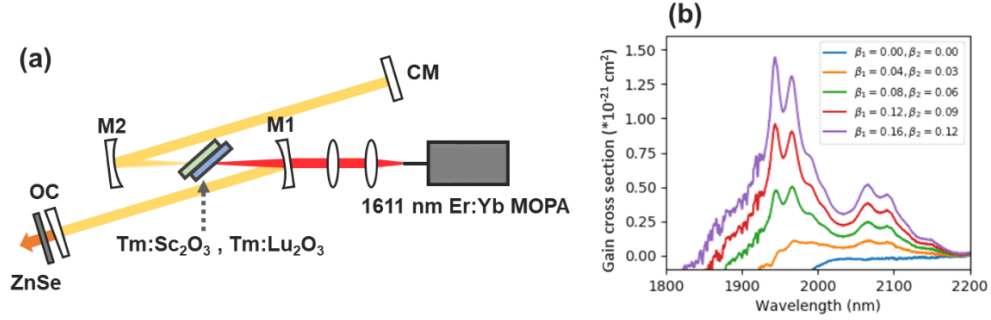


Fig.2 (a) Experimental set up of the combined gain media KLM laser. (b) Calculated effective gain cross sections assuming different inversion population ratios β_1 and β_2 . Note that the ratio between β_1 and β_2 must remain constant as both gain media are pumped by the same pump source.

4. Results and discussion

At first, we demonstrated CW and wavelength tunable operation. The output power as a function of launched pump power and the free running spectra with different OCs are shown in Fig. 3(a) and (b). We found an increasing slope efficiency with increasing OC transmittance in the range of the available mirrors transmittances. The highest slope efficiency of 35.1% was obtained for the 9% OC. In a second experiment, we demonstrated wavelength tunable laser operation using an IR grade fused silica prism as a wavelength tuning element. We obtained an extremely broad tuning range of 296 nm from 1874 nm to 2171 nm as shown in Fig. 3(c) which should support very short pulses in the forthcoming mode locking experiments.

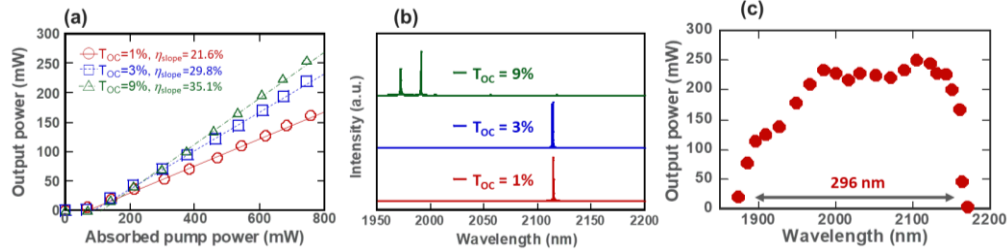


Fig3. (a) Output power as a function of pump power with different OCs, (b) free running spectra for different OCs, (c) wavelength tunability of a combined gain media laser with 1% OC under 1.7 W pumping.

Next, we performed KLM experiments using different OCs of 3%, 1% and 0.5% transmittance. KLM operation was initiated by moving mirror M2 (see Fig. 2(a)). We estimated the GDD at 2.1 μm resulting from the gain media to be $\sim -160 \text{ fs}^2$ and $\sim -420 \text{ fs}^2$ in the Tm:Lu₂O₃ ceramic and the Tm:Sc₂O₃ crystal, respectively.

Using an OC with 3% transmittance and a total cavity GDD of $\sim -1580 \text{ fs}^2$ obtained by using a chirped mirror (HR > 99.9% at 1950-2200 nm) with a GDD $\sim -1000 \text{ fs}^2$, we obtained a maximum average output power of 316 mW at a pump power of 2 W. Under these conditions, the pulse duration after compression was 73 fs determined by SHG intensity autocorrelation as shown in

Fig. 4(a) and the repetition rate amounted 93.2 MHz. The corresponding pulse energy and peak power reached 3.4 nJ and 46.4 kW, respectively. The optical spectrum of the mode-locked laser is shown in Fig. 4(b) and exhibits a spectral bandwidth (FWHM) of 64 nm around a center wavelength of 2090 nm, implying a time bandwidth product of 0.321 close to the transform limit for sech^2 -pulses of 0.315.

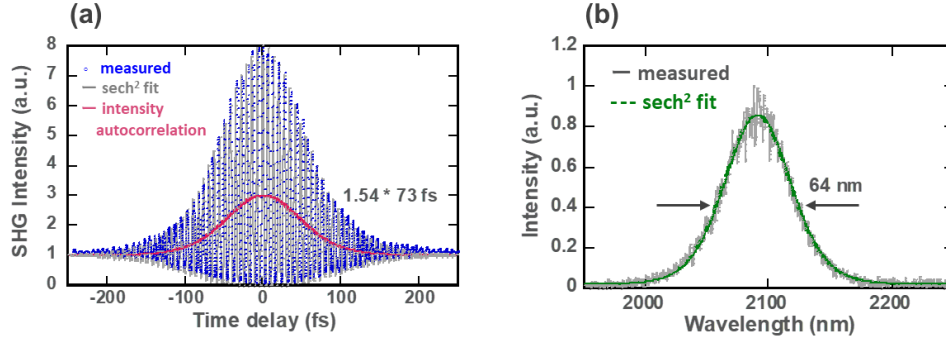


Fig.4 (a) SHG intensity autocorrelation trace after compression and (b) optical spectrum using the 3% OC

By reducing the output coupler transmission and the cavity dispersion, we aimed to further reduce the pulse duration. Using an 1% OC and a chirped mirror with a lower GDD of $\sim 300 \text{ fs}^2$ (HR > 99.9% at 1950-2450 nm) and a pump power of 1.7 W, we obtained an average output power of 81 mW. In this case, the pulse duration directly after the cavity was reduced to 67 fs at an unchanged repetition rate of 93.2 MHz. After external compression, pulses as short as 52 fs were obtained as evidenced by the autocorrelation trace shown in Fig. 5(a). The corresponding pulse energy and peak power were 0.87 nJ and 16.7 kW, respectively. The spectral bandwidth was 88.8 nm centered around 2095 nm (Fig.5(b)). The time bandwidth product was 0.315, indicating transform limited pulses.

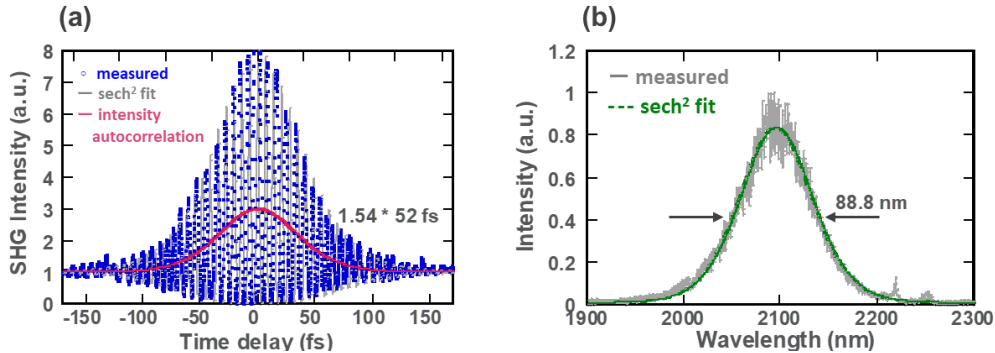


Fig.5 (a) SHG intensity autocorrelation trace after compression and (b) optical spectrum using the 1% OC

Finally, in order to obtain the shortest pulses at the expense of a reduced output power, we increased the quality-factor of the cavity by replacing the 1% OC with a 0.5% OC. In this configuration, we achieved the shortest pulse duration of 41 fs after compression with an average output power of 42 mW at a pump power of 1.9 W. The corresponding autocorrelation trace is shown in Fig. 6(a). Fig. 6(b) shows the radio frequency (RF) spectrum with a high signal to noise ratio of more than 70 dB at the fundamental repetition rate of 93.3 MHz. Pulse energy and peak power amounted to 0.45 nJ and 11.0 kW, respectively. The spectral bandwidth (FWHM) was 104.5 nm with a center wavelength of 2094 nm. In the optical spectrum shown

in Fig. 6(c), additional spectral components are found in the wavelength range between 2210 nm and 2350 nm where both gain media show no gain. We attribute this to Raman assisted spectral broadening [14] caused by an increased intracavity peak power resulting from the high quality-factor of the cavity, as it was only observed for the 0.5% OC. In fact, despite a reduced average power, the laser using the 0.5% OC shows the highest intracavity peak power of 2.20 MW compared to 1.55 MW and 1.70 MW at 3% and 1% OC, respectively. The structural characteristics of the optical spectrum of the mode-locked pulses as well as the cavity conditions are similar to previous reports of spectral broadening due to intra-pulse SRS [8,14]. The transform limited pulse duration calculated using only the sech^2 -shaped soliton mode-locked component of the optical spectrum is 45 fs. In contrast, using the whole spectrum, the transform limited pulse duration reaches ~ 29 fs as shown in Fig. 6(d). We measured a pulse width of 41 fs, which indicates that the additional spectral component contributes somewhat to pulse shortening. It should, however, be noted, that the additional spectral components act as a nonlinear loss for the mode-locked pulses, as they do not contribute to stimulated emission due to the lack of gain at these wavelengths. Therefore, a high modulation depth is required in order to sustain mode-locked laser operation without multi-pulsing or the appearance of narrow CW components [15,16]. However, KLM has been shown to be a suitable method to achieve stable mode locking in the anomalous spectral broadening regime, thus overcoming the additional nonlinear losses [14].

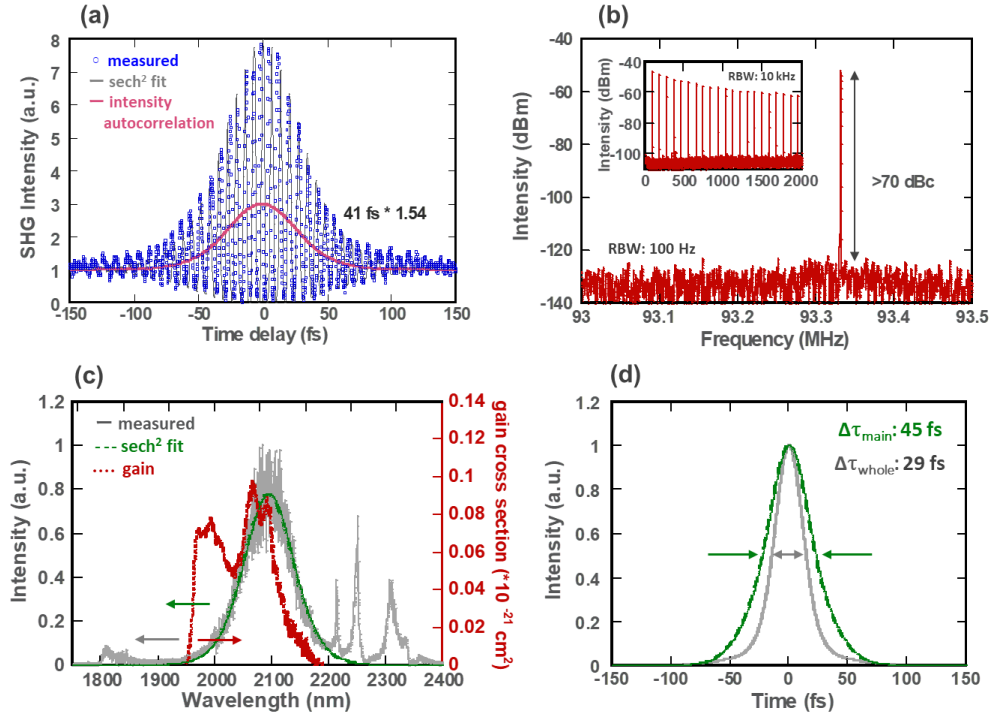


Fig.6 (a) SHG intensity autocorrelation trace after compression with the 1% OC. (b) RF spectrum in 500 kHz and 1 GHz (inset) span range. (c) Optical spectrum of the mode-locked pulses (grey, solid), sech^2 fit (green, dashed) and effective gain cross section (red, dotted). (d) Calculated transform limited pulse with (grey, solid) and without (green, dashed) the 2210-2350 nm spectral component.

5. Conclusion

In conclusion, we demonstrated a combined gain media KLM laser based on $\text{Tm}:\text{Lu}_2\text{O}_3$ and $\text{Tm}:\text{Sc}_2\text{O}_3$. Using a 3% OC, the highest average output power of 316 mW at a pulse duration of

73 fs was achieved. With a 1% OC, pulses as short as 52 fs were obtained. In a high-quality-factor cavity configuration using a 0.5% OC, the shortest pulse duration of 41 fs corresponding to 5.9 optical-cycles was observed assisted by intra-pulse SRS based spectral broadening. To the best of our knowledge, this result represents the shortest pulse duration reported for any Tm-based mode-locked lasers in the 2 μm wavelength range. By combining a Tm:Lu₂O₃ ceramic and a Tm:Sc₂O₃ single crystal with suitable doping concentrations and pumping conditions, a broadband mode-locked spectrum with a FWHM of more than 100 nm and a wavelength tuning range of nearly 300 nm was obtained. Furthermore, we demonstrated ultrashort pulse generation in the anomalous spectral broadening regime making use of intra-pulse nonlinear processes induced by the use of high-quality factor cavity KLM which enables to exceed the gain bandwidth limitation.

References

1. Z. Pan, Y. Wang, Y. Zhao, H. Yuan, X. Dai, H. Cai, J. E. Bae, S. Y. Choi, F. Rotermund, X. Mateos, J. M. Serres, P. Loiko, U. Griebner, and V. Petrov, "Generation of 84-fs pulses from a mode-locked Tm:CNNGG disordered garnet crystal laser," *Phot. Res.* **6**, 800-804 (2018).
2. Y. Wang, Y. Zhao, Z. Pan, J. E. Bae, S. Y. Choi, F. Rotermund, P. Loiko, J. M. Serres, X. Mateos, H. Yu, H. Zhang, M. Mero, U. Griebner, and V. Petrov, "78 fs SWCNT-SA mode-locked Tm:CLNGG disordered garnet crystal laser at 2017 nm," *Opt. Lett.* **43**, 4268-4271 (2018).
3. L. Wang, W. Chen, Y. Zhao, Y. Wang, Z. Pan, H. Lin, G. Zhang, L. Zhang, Z. Lin, J. E. Bae, T. G. Park, F. Rotermund, P. Loiko, X. Mateos, M. Mero, U. Griebner, and V. Petrov, "Single-walled carbon-nanotube saturable absorber assisted Kerr-lens mode-locked Tm:MgWO₄ laser," *Opt. Lett.* **45**, 6142-6145 (2020).
4. C. Kränkel, "Rare-earth-doped sesquioxides for diode-pumped high-power lasers in the 1, 2, and 3 μm spectral range," *IEEE J. Sel. Top. Quantum Electron.* **21**, 1602013 (2015).
5. P. Loiko, P. Koopmann, X. Mateos, J. M. Serres, V. Jambunathan, A. Lucianetti, T. Mocek, M. Aguilo, F. Díaz, U. Griebner, V. Petrov, and C. Kränkel, "Highly Efficient, Compact Tm³⁺:RE₂O₃ (RE = Y, Lu, Sc) Sesquioxide Lasers Based on Thermal Guiding," *IEEE J. Quantum Electron.* **24**, 1600713 (2018).
6. A. Schmidt, P. Koopmann, G. Huber, P. Fuhrberg, S. Y. Choi, Dong-Il Yeom, F. Rotermund, V. Petrov, and U. Griebner, "175 fs Tm:Lu₂O₃ laser at 2.07 μm mode-locked using single-walled carbon nanotubes," *Opt. Express* **20**, 5313-5318 (2012).
7. A. A. Lagatsky, P. Koopmann, P. Fuhrberg, G. Huber, C. T. A. Brown, and W. Sibbett, "Passively mode locked femtosecond Tm:Sc₂O₃ laser at 2.1 μm ," *Opt. Lett.* **37**, 437-439 (2012).
8. A. Suzuki, C. Kränkel, and M. Tokurakawa, "High quality-factor Kerr-lens mode-locked Tm:Sc₂O₃ single crystal laser with anomalous spectral broadening," *Appl. Phys. Express*, **13**, 052007 (2020).
9. Y. Wang, W. Jing, P. Loiko, Y. Zhao, H. Huang, X. Mateos, S. Suomalainen, A. Härkönen, M. Guina, U. Griebner, and V. Petrov, "Sub-10 optical-cycle passively mode-locked Tm:(Lu_{2/3}Sc_{1/3})₂O₃ ceramic laser at 2 μm ," *Opt. Express* **26**, 10299-10304 (2018).
10. Y. Zhao, W. Jing, P. Loiko, Y. Zhao, H. Huang, X. Mateos, S. Suomalainen, A. Härkönen, M. Guina, U. Griebner, and V. Petrov, "SESAM mode-locked Tm:LuYO₃ ceramic laser generating 54-fs pulses at 2048 nm," *Appl. Opt.* **59**, 10493-10497 (2020).
11. M. Tokurakawa, A. Shirakawa, K. Ueda, H. Yagi, M. Noriyuki, T. Yanagitani, and A. A. Kaminskii, "Diode-pumped ultrashort-pulse generation based on Yb³⁺:Sc₂O₃ and Yb³⁺:Y₂O₃ ceramic multi-gain-media oscillator," *Opt. Express* **17**, 3353-3361 (2009).
12. A. A. Kaminskii, "Laser with combined active medium," *Sov. Phys.* **13**, 413-416 (1968).
13. E. Fujita, Y. Mashiko, S. Asaya, M. Musha, and M. Tokurakawa, "High power narrow-linewidth linearly-polarized 1610 nm Er:Yb all-fiber MOPA," *Opt. Express* **24**, 26255-26260 (2016).
14. S. Kimura, S. Tani, and Y. Kobayashi, "Raman-assisted broadband mode-locked laser," *Sci. Rep.* **9**, 3738 (2019).
15. M. Tokurakawa, A. Shirakawa, and K. Ueda, "Estimation of gain bandwidth limitation of short pulse duration based on competition of gain saturation," *Lasers, Sources and Related Photonic Devices, OSA Technical Digest Series (CD)*, 2010 (Washington, DC), (Optical Society of America) paper AMB16.
16. V. L. Kalashnikov, E. Sorokin, and I. T. Sorokina, "Multipulse operation and limits of the Kerr-lens mode-locking stability," *IEEE J. Quantum Electron.* **39**, 323-336 (2003).