



Pediatric transplantation in Europe during the COVID-19 pandemic: Early impact on activity and healthcare

Daniele Doná¹ | Juan Torres Canizales² | Elisa Benetti³ | Mara Cananzi⁴ | Federica De Corti⁵ | Elisabetta Calore⁶ | Loreto Hierro^{2,7} | Esther Ramos Boluda⁸ | Marta Melgosa Hijosa⁹ | Luis Garcia Guereta¹⁰ | Antonio Pérez Martínez^{2,11}  | Maribel Barrios¹² | Patricia Costa Reis¹³ | Ana Teixeira¹⁴ | Maria Francelina Lopes¹⁵ | Piotr Kaliciński¹⁶ | Sophie Branchereau¹⁷ | Olivia Boyer¹⁸ | Dominique Debray¹⁹ | Marco Sciveres²⁰ | Lars Wennberg²¹ | Björn Fischler²² | Peter Barany²³ | Alastair Baker²⁴ | Ulrich Baumann²⁵ | Nicolaus Schwerk²⁶ | Emanuele Nicastro²⁷ | Manila Candusso²⁸ | Jacek Toporski²⁹ | Etienne Sokal³⁰ | Xavier Stephenne³¹ | Caroline Lindemans³² | Marius Miglinas³³ | Jelena Rascon³⁴ | Paloma Jara^{2,7}  | ERN TransplantChild

¹Pediatric Infectious Diseases, Department of Women's and Children's Health, University Hospital of Padova, Padova, Italy

²La Paz Institute of Biomedical Research - IdiPAZ, La Paz University Hospital, Madrid, Spain

³Pediatric Nephrology, Dialysis and Transplant Unit, Department of Women's and Children's Health, University Hospital of Padova, Padova, Italy

⁴Pediatric Gastroenterology, Digestive Endoscopy, Hepatology and Care of the Child with Liver Transplantation, Department of Women's and Children's Health, University Hospital of Padova, Padova, Italy

⁵Pediatric Surgery, Department of Women's and Children's Health, University Hospital of Padova, Padova, Italy

⁶Pediatric Hematology, Oncology and Stem Cell Transplant Division, Department of Women's and Children's Health, University Hospital of Padova, Padova, Italy

⁷Pediatric Hepatology Department, La Paz University Hospital, Madrid, Spain

⁸Pediatric Gastroenterology Intestinal Rehabilitation Unit, La Paz University Hospital, Madrid, Spain

⁹Pediatric Nephrology Department, La Paz University Hospital, Madrid, Spain

¹⁰Pediatric Cardiology Department, La Paz University Hospital, Madrid, Spain

¹¹Pediatric Hemato-Oncology Department, La Paz University Hospital, Madrid, Spain

¹²Pediatric Pneumology Department, La Paz University Hospital, Madrid, Spain

¹³Pediatric Nephrology and Kidney Transplantation Unit, Pediatrics Department, Faculdade de Medicina, Hospital de Santa Maria, Universidade de Lisboa, Lisbon, Portugal

¹⁴Department of Pediatric Nephrology, Pediatric Service, Centro Materno Infantil do Norte, Centro Hospitalar do Porto, Porto, Portugal

¹⁵Department of Pediatric Surgery, Centro Hospitalar e Universitário de Coimbra, Coimbra, Portugal

¹⁶Department of Pediatric Surgery and Organ Transplantation, Children's Memorial Health Institute, Warsaw, Poland

¹⁷Pediatric Surgery Department, Hospital du Kremlin Bicêtre, Le Kremlin Bicêtre, France

¹⁸Service of Pediatric Nephrology, Hôpital Necker-Enfants Malades, AP-HP, Université de Paris Descartes, Paris, France

¹⁹Pediatric Hepatology Unit, Reference Center for Biliary Atresia and Genetic cholestasis, Hôpital Necker-Enfants Malades, AP-HP, Université Paris Centre, Paris, France

²⁰Pediatric Hepatology and Liver Transplantation, ISMETT UPMC Palermo, Palermo, Italy

²¹Department of Transplantation Surgery, Karolinska University Hospital, Stockholm, Sweden

²²Department of Pediatric Hepatology, Karolinska University Hospital, CLINTEC, Karolinska Institutet, Stockholm, Sweden

²³Department of Pediatric Nephrology, Karolinska University Hospital, Stockholm, Sweden

²⁴Pediatric Liver, Gastrointestinal and Nutrition Centre, King's College London School of Medicine at King's College Hospital, London, UK

Daniele Doná and Juan Torres Canizales: Equally contributing authors.

© 2020 John Wiley & Sons A/S. Published by John Wiley & Sons Ltd

²⁵Division of Pediatric Gastroenterology and Hepatology, Hannover Medical School, Children's Hospital, Hannover, Germany

²⁶Clinic for Pediatric Pneumology, Allergy, and Neonatology, Hannover Medical School, Hannover, Germany

²⁷Centre for Pediatric Hepatology, Gastroenterology and Transplantation, Hospital Papa Giovanni XXIII, Bergamo, Italy

²⁸Department of Hepatology and Gastroenterology, Bambino Gesù Children Hospital, Rome, Italy

²⁹Section of Pediatric Oncology/Hematology, Department of Pediatrics, Skåne University Hospital, Lund, Sweden

³⁰Laboratoire d'Hépatologie Pédiatrique et Thérapie Cellulaire, Unité PEDI, Institut de Recherche Expérimentale et Clinique, Université catholique de Louvain (UCLouvain), Brussels, Belgium

³¹Service de Gastroentérologie et Hépatologie Pédiatrique, Département de Pédiatrie, Cliniques Universitaires Saint-Luc, Université catholique de Louvain (UCLouvain), Brussels, Belgium

³²Pediatric Blood and Marrow Transplantation Program, Prinses Maxima Centrum, Utrecht, Netherlands

³³Faculty of Medicine, Nephrology Center, Vilnius University, Vilnius, Lithuania

³⁴Centre for Pediatric Oncology and Haematology, Children's Hospital, Vilnius University Hospital, Vilnius, Lithuania

Correspondence

Paloma Jara, IdiPAZ, Institute for Health Research, La Paz University Hospital, Paseo de la Castellana, 261, Madrid 28046, Spain.
 Email: paloma.jara@transplantchild.eu

Funding information

The authors would like to thank to the European Commission and/or the Consumers, Health, Agriculture, and Food Executive Agency (CHAFEA). This work was supported by the European Commission and/or the Consumers, Health, Agriculture, and Food Executive Agency (CHAFEA) (SGA 847103).

Abstract

The current pandemic SARS-CoV-2 has required an unusual allocation of resources that can negatively impact chronically ill patients and high-complexity procedures. Across the European Reference Network on Pediatric Transplantation (ERN TransplantChild), we conducted a survey to investigate the impact of the COVID-19 outbreak on pediatric transplant activity and healthcare practices in both solid organ transplantation (SOT) and hematopoietic stem cell transplantation (HSCT). The replies of 30 professionals from 18 centers in Europe were collected. Twelve of 18 centers (67%) showed a reduction in their usual transplant activity. Additionally, outpatient visits have been modified and restricted to selected ones, and the use of telemedicine tools has increased. Additionally, a total of 14 COVID-19 pediatric transplanted patients were identified at the time of the survey, including eight transplant recipients and six candidates for transplantation. Only two moderate-severe cases were reported, both in HSCT setting. These survey results demonstrate the limitations in healthcare resources for pediatric transplantation patients during early stages of this pandemic. COVID-19 disease is a major worldwide challenge for the field of pediatric transplantation, where there will be a need for systematic data collection, encouraging regular discussions to address the long-term consequences for pediatric transplantation candidates, recipients, and their families.

KEYWORDS

adolescents, children, coronavirus disease 2019, COVID-19, hematopoietic stem cell transplantation, pediatric transplantation, post-transplant management, SARS-CoV-2, solid organ transplantation, young

1 | INTRODUCTION

The global outbreak of the new coronavirus SARS-CoV-2 infection is responsible for the current pandemic of systemic disease, mainly characterized by respiratory distress, known as coronavirus disease 2019 (COVID-19),¹ declared by the World Health Organization (WHO) as an emerging disease of international interest. According to WHO data,² a total of 5,307,258 COVID-19 cases and 342,069 deaths have been reported globally on May 25, 2020 (0:00 AM CET); of whom, 1,356,603 cases and 160,610 deaths were registered in Europe.³

Although global data are not yet available, published studies suggest that children (0-17 years old) correspond to less than 5% of the total number of patients affected by COVID-19 and that children seem to have a less severe disease in comparison with adults.^{4,5} Indeed, although severe outcomes (including deaths) have been reported in the pediatric population,⁶ relatively fewer children with COVID-19 require hospitalization or admission to the intensive care unit (ICU).⁷ Those children with multiple comorbidities are distinctively at a higher risk for severe illness. However, information on specific risk factors, forms of presentation, and prognosis of COVID-19 in pediatric transplantation patients is scarce.

The emergence of COVID-19 has had a profound impact on transplantation worldwide, with respect to not only issues around donors or recipients, but also healthcare resource utilization as the magnitude of COVID-19 cases in certain regions exceeds the available capacity of the health system.⁸ At this early stage in the pandemic, very little information is available regarding the risk and burden of COVID-19 in pediatric transplant recipients as well as direction regarding protocols to be applied in this special population.^{9,10} Dealing with this situation, several interventions aligned with international recommendations¹¹⁻¹³ have been implemented in pediatric transplant centers. These include the application of protocols made for adult transplant recipients^{14,15} and the local adaptations of international guidelines¹⁶⁻¹⁹ for the diagnosis, prevention, and management of SARS-CoV-2 infection.

The aim of this study was to perform a multicenter comparative analysis among the members of the European Reference Network on Pediatric Transplantation (ERN TransplantChild) to evaluate the impact of the COVID-19 outbreak on pediatric transplant activity, standard of care for patients in the transplant program, and gauging the current approach to patients on the waiting list and transplant recipients diagnosed with COVID-19.

2 | METHODS

European Reference Network members of the University Hospital of Padova (Italy) in collaboration with the ERN TransplantChild coordination team from Hospital Universitario La Paz (Madrid, Spain) prepared a survey for the other ERN TransplantChild members in order to evaluate the impact of the COVID-19 outbreak on pediatric transplantation across Europe.

Professionals of the all 18 centers members of ERN TransplantChild distributed in 11 EU countries from all transplant programs, both hematopoietic stem cell transplantation (HSCT) and solid organ transplantation (SOT), including kidney, lung, heart, pancreas, intestine, multivisceral, or multi-organic, were invited to participate. The survey included relevant questions to: (a) assess pediatric transplantation activity, including living donation issues; (b) identify the protocols adopted to prevent and manage SARS-CoV-2 infection at the hospital level; (c) evaluate the impact of these practices on the health care of transplanted children; and (d) describe the management of confirmed COVID-19 cases among the special population of pediatric transplant recipients and candidates. The complete questionnaire is available online (https://ec.europa.eu/eusurvey/runner/TransplantChild_COVID19).

The survey focused on information from the centers during the 30 days since case reporting (Day 1) began in the participating countries. Total case and cumulative incidence data were obtained from the COVID interactive dashboard from the European Centre for Disease Prevention and Control (available online: <https://qap.ecdc.europa.eu/public/extensions/COVID-19/COVID-19.html>).

A confirmed case was defined by laboratory testing of SARS-CoV-2 by reverse transcription-polymerase chain reaction (RT-PCR).

Cases were grouped by the manifestations of the disease by their severity: mild disease (from asymptomatic to mild symptoms: fever, dry cough, tiredness, muscle aches or headache, sore throat, or runny nose) and moderate/severe disease (pneumonia with dyspnea, respiratory frequency $\geq 30/\text{min}$, blood oxygen saturation (SpO₂) $\leq 93\%$, respiratory failure, septic shock, and/or multiple organ dysfunction).

The survey, published on the EU official website, was accessible from April 8, 2020, until April 14, 2020, when all ERN TransplantChild members completed the questionnaire. The survey results were summarized by a descriptive analysis using R statistical software, version 3.6.1 (R Foundation for Statistical Computing, Vienna, Austria).

3 | RESULTS

3.1 | COVID-19 situation in Europe and participants

All the 18 ERN TransplantChild centers from 11 countries (Spain, France, Germany, Italy, Lithuania, the Netherlands, Poland, Portugal, Sweden, the United Kingdom, and Belgium) answered the survey. Five of 18 hospitals operate as freestanding pediatric hospitals, while thirteen are within general hospitals including pediatric and adult patients. A total of thirty professionals, representing forty pediatric transplant programs (Table 1), completed the questionnaire: twenty pediatricians in charge of SOT programs, five pediatricians in charge of HSCT programs, and five pediatric surgeons. Figure 1A shows the distribution of cases by country in the EU. On April 14 in the EU, the number of cases reported of the the 11 countries from the participant centers was 811,747, with 742,404 cases (91.4%). All of them had a cumulative incidence of cases per 100,000 inhabitants for a period of 30 days at the time of the survey (Figure 1B), with Italy starting the detection of cases on February 23, 2020, and all countries on March 14, 2020, when Lithuania began the D1 of reported cases.

3.2 | Pediatric transplant activity during the COVID-19 outbreak

As concerns pediatric transplant activity, 10 out of 18 centers (55%) remained active during the month of March 2020, while seven limited their activity to urgent cases and one completely suspended pediatric transplant programs. Besides COVID-19 transmission issues, in 4 of 7 centers where only urgent transplants were performed, the limitation was also due to limited resources, especially due to the lack of availability of ICU beds for transplant patients. Overall, 12 of 18 centers (67%) experienced a reduction (from 25% to 75%) of their usual workload during the study period (Table 1). Only 3 programs (2 kidneys and 1 liver) were not available to perform living donor transplantation; however, in the rest of the centers, the living donor was reserved for urgent cases. Cadaveric donors were available with specific local adaptations of the protocols for COVID-19 screening,

TABLE 1 Current situation of Survey Respondents

	n (%)
Participant centers	18
Pediatric transplant programs	40
Kidney	11 (28%)
Liver	13 (32%)
HSCT	6 (16%)
Intestinal/MV	4 (10%)
Lung	3 (7%)
Heart	3 (7%)
Current status	
Active	10 (56%)
Only urgent cases	7 (38%)
Stopped	1 (6%)
Pediatric transplant activity in the last month	
Decrease of 25%	2 (11%)
Decrease of 50%	4 (22%)
Decrease of 75% or more	6 (33%)
No reduction	6 (33%)
Outpatient visits for pediatric transplant patients	
Only selected outpatient visits	9 (52%)
Outpatient visits by telemedicine tools	7 (40%)
All visits are canceled	1 (4%)
No modifications	1 (4%)
COVID-19 cases in pediatric population per center	
0-10	10 (56%)
11-20	3 (17%)
21-30	3 (17%)
More than 40	2 (11%)
Rate of COVID-19 pediatric patients requiring ICU per center	
Below 5%	16 (89%)
5%-10%	2 (11%)
Centers reporting COVID-19 cases in pediatric transplant programs	5 (27%)

Abbreviations: HSCT, hematopoietic stem cell transplantation; MV, multivisceral transplant.

although their accessibility was considerably reduced. In HSCT programs, the problem was reflected in the mobility restrictions caused by quarantine, affecting the availability of unrelated donors from other countries, with limitations on the displacement of donors to the donation centers, as well as the decreased capacity to send the extracted stem cell samples for grafting.

Outpatient visits of pediatric transplanted patients were also affected by the COVID-19 outbreak in 17 out of 18 centers (96%). One center entirely suspended outpatient activity (Table 1), nine centers limited the visits to selected patients, and seven centers started or increased the use of telemedicine. In eight centers (44%), outpatient visits were performed only after a telephone pretriage excluding epidemiological (eg, close contact with a known COVID-19 case) and

clinical risk factors (eg, ongoing fever or respiratory symptoms in the patient or in the caregiver) for SARS-CoV-2 infection. This telephone pretriage was extended to hospital admissions in 15 centers (83%). A negative nasopharyngeal swab for SARS-CoV-2 was also required before planned hospitalizations or procedures in 10 centers (55%).

3.3 | Strategies to prevent and manage SARS-CoV-2 infection at the hospital level

Only four out of 18 ERN TransplantChild centers reported the availability of specific COVID-19 protocols for pediatric transplant patients in their countries at the time of the survey. Nevertheless, twelve out of 30 respondents belonging to seven centers had an adapted local protocol based on scientific society guidelines. In relation to the hospitalization decision of a COVID-19 patient, we asked about ward resources or critical care available to hospitalize pediatric transplant patients. Half of the respondents considered that clinically stable pediatric transplant patients could be admitted to an isolated room (with or without negative pressure). Additionally, 91% respondents reported the capacity to admit critically ill SOT/HSCT pediatric patients with suspected or confirmed COVID-19 in a pediatric ICU. Hospital admission criteria for pediatric transplant patients with SARS-CoV-2 infection varied among respondents. Twelve of 18 centers decided to follow COVID-19 cases with mild symptoms at home through telemedicine and to hospitalize only suspected cases with moderate-severe symptoms; three centres admitted all paediatric patients with clinical suspicion for confirmation of COVID-19, regardless of symptom severity; the other three centers decided on a case-by-case basis, depending on the patient's symptoms and requirements, as well as the available hospital resources.

With respect to caregiver policy during hospital stays, 17 of 18 centers allowed only one caregiver per patient, equipped with protective personal equipment (ie, surgical mask); moreover, at least 4 centers considered nasopharyngeal swab testing for SARS-CoV-2 in the caregiver to support the decision of which caregiver will stay with the child during admission.

We ask about the material that professionals use during their daily activity in the hospital. For the health care of non-COVID-19 patients, a total of 16 centers (88%) reported the use of a mask (14 centers with surgical mask and 2 with FFP2 mask) and gloves. In relation to the surveillance of healthcare workers, only one center reported that all pediatric professionals at their center were periodically tested for SARS-CoV-2 infection independently of clinical symptoms and from the exposure to known COVID-19 cases. No active surveillance was reported by the remaining respondents in the other ERN TransplantChild centers.

3.4 | COVID-19 cases among pediatric population, transplant candidates, and recipients

To determine whether participating centers had attended patients with COVID-19, we initially asked for the number of pediatric

FIGURE 1 A, Distribution of cumulative confirmed COVID-19 cases across European Union. B, Cumulative incidence of reported cases (logarithmic scale) from the 11 countries of members of the ERN TransplantChild. Source: European Centre for Disease Prevention and Control

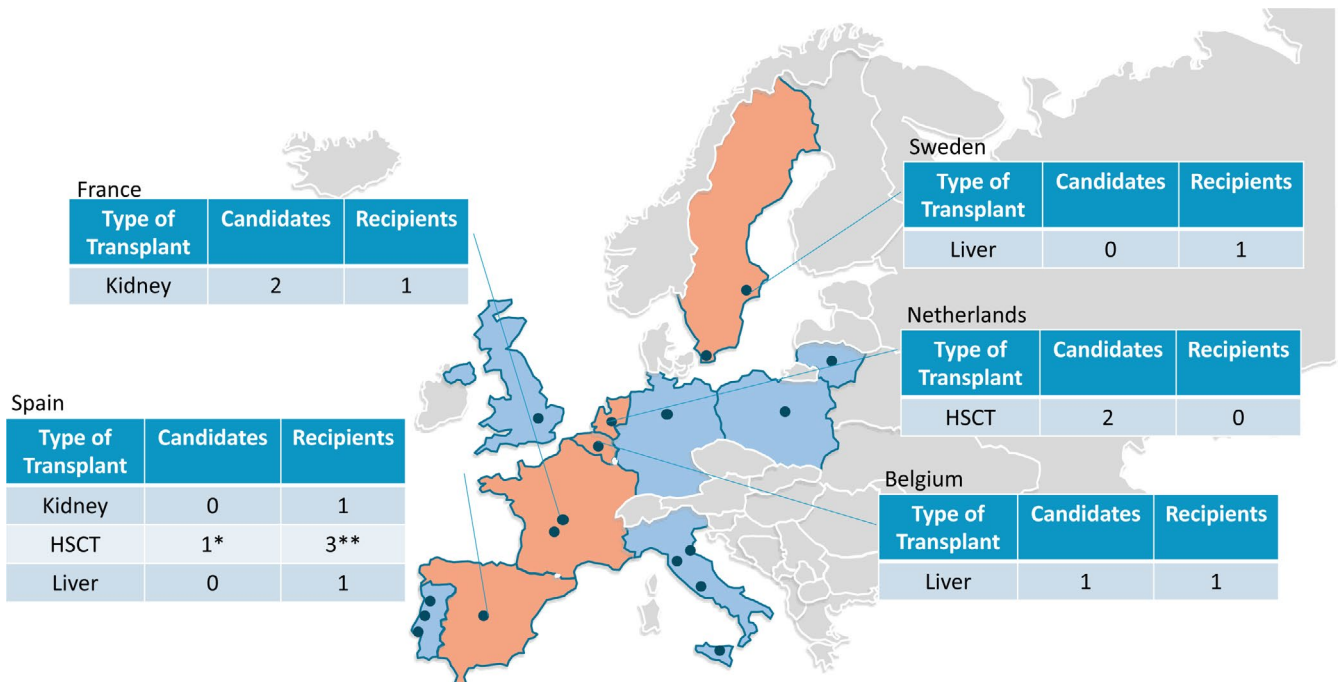
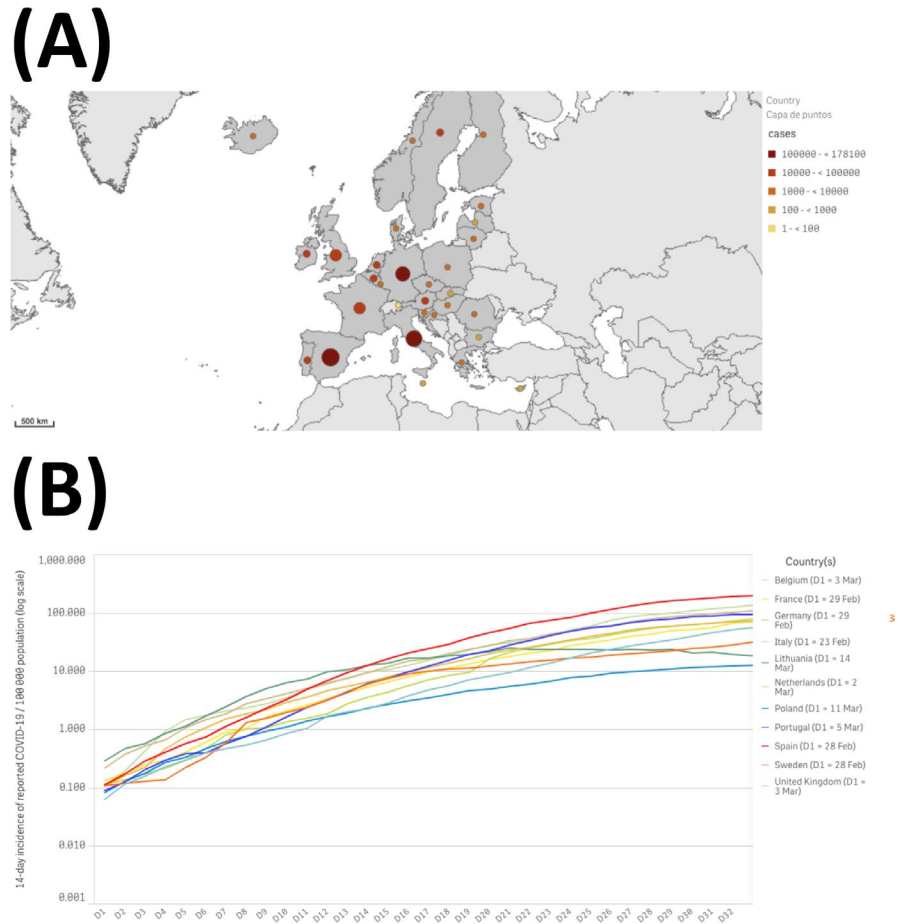


FIGURE 2 Representation of COVID-19 cases in transplants programs of 18 ERN TransplantChild centers. Blue dots represent the 18 participant centers from 11 countries. In red, the 5 centers reporting confirmed COVID-19 cases (5 centers = Hôpital Necker-Enfants Malades, Paris, France; La Paz University Hospital, Madrid, Spain; Cliniques Universitaires Saint-Luc, Brussels, Belgium; Prinses Maxima Centrum, Utrecht, Netherlands; Karolinska University Hospital, Stockholm, Sweden). * Moderate-severe COVID-19 cases. ** Two of 3 cases were moderate-severe COVID-19 cases

patients who have been reported to the hospital. More than half of the participant ERN TransplantChild centers (10/18) reported less than 10 COVID-19 pediatric cases had treated at the hospital level, six centers reported less than 30 cases, and only two centers reported more than 40 total cases during the study period. Among affected children, the rate of ICU admission was less than 5% and no deaths were reported.

From the cases followed up by the respondent centers, until April 14, 2020, a total of 14 COVID-19 confirmed cases were reported among pediatric transplant candidates (kidney = 2, liver = 2, and HSCT = 2) and recipients (kidney = 2, liver = 3, and HSCT = 3) by five ERN TransplantChild centers (Figure 2). All the six children on the transplant waiting list and six out of 8 transplanted children experienced a mild disease, while two out of 8 pediatric transplant recipients (both HSCT) presented a moderate/severe disease (Figure 1). Although these are still preliminary data, the treatment strategy varied among centers. Children with mild COVID-19 received supportive therapy for pediatric patients with COVID-19, without any modification of previous immunosuppressive treatment. The HSCT patients with moderate/severe COVID-19 were not on immunosuppressive treatment and received standard support treatment without complications. No patients required admission to the ICU, and no deaths were reported.

4 | DISCUSSION

This is the first study offering a European snapshot of the large variations in healthcare organizations, early practices, and perceptions of healthcare workers actively working in the field of pediatric SOT and HSCT during the COVID-19 pandemic. Pediatric transplantation (0-17 years old) is a highly complex procedure that requires the coordination of resources and specialized professionals.²⁰ Pediatric transplants represent approximately 10% of the total number of transplants performed worldwide.²¹ The 18 ERN TransplantChild members reported an activity of approximately 1900 pediatric transplants from 2017 to 2019 and of over 5900 outpatient visits in 2019; this number is considerable considering that the participants are national reference centers, although at this moment, it is not possible to determine the real impact on the health care of this group of patients. Also, it is possible that the reduction will be higher in those centers with programs where more cadaveric donors are performed, or in those centers where resources for living donor donation are compromised by the internal hospital adaptations during this period. As highlighted by the survey, pediatric transplantation activity as well as outpatient visits was substantially negatively affected by the COVID-19 pandemic across Europe. The fear of SARS-CoV-2 transmission risk, shortage of hospital bed capacity, and staff might be the main determinants of this reduction.^{22,23} The long-term continuation of these limitations in healthcare resources may have severe consequences both for children on the transplant waiting list and for pediatric transplant recipients due to reduced access to close monitoring and diagnostic testing.²³

Given the absence of guidelines regarding the management of pediatric transplant recipient and candidates during the COVID-19 pandemic, members of the ERN TransplantChild network devised interdisciplinary strategies to optimize available resources at individual centers. In almost half of pediatric transplant centers, a negative SARS-CoV-2 swab was also required as an additional admission criterion. Caregiver testing before admission was considered in some centers to allow them to decide which parent stay with the child, but in most cases, the caregiver's lack of symptoms was considered sufficient to contain the possible SARS-CoV-2 in-hospital spread. Moreover, even though the protection of healthcare workers is considered a priority, the test for SARS-CoV-2 infection was periodically performed in only one center, while no active surveillance was reported by the remaining respondents. Although professional screening was not common at this early stage of the pandemic, it will be important to be considered at later phases, especially for those professionals who may have contact with higher risk patients with COVID-19, such as immunocompromised patients, to ensure that both healthcare personnel and patients are not put at risk.

A telephone pretriage to exclude COVID-19 epidemiologic and clinical risk factors could be a cost-effective strategy and was widely implemented before outpatient visits and hospital admissions. It is also important to highlight how, to overcome the issues related to lockdown, telemedicine technologies have been rapidly introduced to support some activities such as remote patient monitoring and management. This technology was already reported as a potentially valuable tool for the follow up of transplant patients, but experience is limited only to the outpatients setting.²⁴ Therefore, pediatric transplant centers need to be prepared for difficult and extraordinary situations, such as deciding which patients should be transplanted when resources are limited and the best care for those patients after transplant.⁸ Indeed, each donor-recipient scenario may have different considerations in terms of resource limitations, potential benefits, and risks.^{9,25,26} It is also important to define an appropriate pathway to avoid post-transplant infection.²⁷ In epidemic regions, transplant centers need to carefully balance the costs and benefits in performing a transplant during the COVID-19 pandemic.

We also reported the occurrence and the outcome of SARS-CoV-2 infection in six children awaiting transplantation and eight pediatric transplant recipients. None of the candidates in the SOT waiting list, nor any of the SOT recipients presented a severe COVID-19 syndrome. The moderate-severe cases described were HSCT patients who were not being treated with immunosuppressive drugs but with probable impairment of their immune system either due to the transplant procedure itself or by the underlying disease.²⁸ Therefore, even if it seems that the immunosuppressive treatment in immunocompromised children may not increase the risk of severe COVID-19 disease,²⁹ at present it is not possible to determine whether the post-transplant status could modify the risk for COVID-19 due to the limited number of affected children or not. Despite being the epicenter of the pandemic at the beginning, the Italian centers had not reported confirmed symptomatic cases at the time of the survey. Recently, NiCastro et al³⁰ informed about the

adoption of protocols for the early detection of cases in the pediatric population attended in pediatric hospital in Bergamo. During this study, there were no admitted patients who tested positive for SARS-CoV-2 from the pediatric transplant unit.

Although data are limited at the time of writing, published data are available in 2 pediatric transplant patients with COVID-19: a 13-year-old child with multiple comorbidities who acquired COVID-19 (mild presentation) 5 years post-kidney transplant³¹ and 55-month-old girl with COVID-19 pneumonia (moderate presentation) 5 months after undergoing liver transplantation.³² The treatment of these cases included immunosuppressor reduction, in addition to supportive measures; none of these cases required ICU, and the outcome was favorable, with no reported mortality.

Some limitations of the study methodology should be considered, including those inherent in a survey-based study. This survey reflects the practices adopted by professionals in each center, and while these are major national centers, it does not necessarily reflect the situation at a national level. The availability of resources at each center also limits the ability to make universal recommendations in the care of pediatric transplant patients. Due to lack of experience in treating affected pediatric transplant patients, hospital admission criteria for suspected and confirmed COVID-19 cases varied between ERN TransplantChild centers.

While the majority of centers considered admission of only moderate/severe COVID-19 cases and dealing with the milder ones through telephone calls or telemedicine, other centers preferred to admit all pediatric transplant patients regardless of symptoms. In contrast to adults, almost all ERN TransplantChild centers had the capacity to admit critically ill pediatric transplant patients with suspected/confirmed COVID-19 into pediatric ICUs³³ as a low rate of severe COVID-19 was reported in children; however, this option may not be available at all centers that routinely perform pediatric transplantation.

In conclusion, the ongoing situation reflects the early impact of the COVID-19 spread, which seems to be a major worldwide challenge for the field of pediatric SOT and HSCT in the next future. The responses are diverse and dependent on local circumstances in the context of the absence of prior knowledge. There is a need to expand collaborations and data collection efforts, and encourage discussions among experts, clinical trials, and evidence-based practices leading to consensus in addressing the long-term consequences of COVID-19 in pediatric transplant recipients and their families.

CONFLICT OF INTEREST

None reported by all authors.

AUTHOR CONTRIBUTIONS

Daniele Doná, Juan T. Canizales, Elisa Benetti, Mara Cananzi, Federica De Corti, Loreto Hierro and Paloma Jara: contributed to the conception and study design; Daniele Doná, Juan T. Canizales: analyzed data and wrote the manuscript. All authors contributed to manuscript revision, read, and approved the submitted version.

DISCLAIMER

The content of this manuscript represents the views of the authors only, and it is his/her sole responsibility; it cannot be considered to reflect the views of the European Commission and/or the Consumers, Health, Agriculture, and Food Executive Agency (CHAFEA) or any other body of the European Union. The European Commission and the Agency do not accept any responsibility for use that may be made of the information it contains.

ORCID

Antonio Pérez Martínez  <https://orcid.org/0000-0002-6436-9195>

Paloma Jara  <https://orcid.org/0000-0002-4669-7929>

REFERENCES

1. Wang C, Horby PW, Hayden FG, Gao GF. A novel coronavirus outbreak of global health concern. *Lancet*. 2020;395(10223):470-473.
2. World Health Organization. Coronavirus disease (COVID-19) outbreak. Latest updates.
3. European Centre for Disease Prevention and Control. Latest updates on COVID-19.
4. Kelvin AA, Halperin S. COVID-19 in children: the link in the transmission chain. *Lancet Infect Dis*. 2020;2(20):2019-2020.
5. Centers of Disease Control and Prevention. Coronavirus Disease 2019 in Children. <https://www.cdc.gov/mmwr/volumes/69/wr/mm6914e4.htm>. Published 2020. Accessed April 14, 2020.
6. Cai J, Xu J, Lin D, et al. A case series of children with 2019 novel coronavirus infection: clinical and epidemiological features. *Clin Infect Dis*. 2020;145(6):ciaa198.
7. Dong Y, Mo X, Hu Y, et al. Epidemiology of COVID-19 among children in China. *Pediatrics*. 2020;145(6):e20200702.
8. Aslam S, Mehra MR. COVID-19: yet another coronavirus challenge in transplantation. *J Hear Lung Transplant*. 2020;39(5):408-409.
9. Angelico R, Trapani S, Manzia T, Lombardini L, Tisone G, Cardillo M. The COVID-19 outbreak in Italy: initial implications for organ transplantation programs. *Am J Transplant*. 2020;20(7):1780-1784.
10. Zhong Z, Zhang Q, Xia H, et al. Clinical characteristics and immunosuppressants management of coronavirus disease 2019 in solid organ transplant recipients. *Am J Transplant*. 2020;20(7):1916-1921.
11. Centers for Disease Control and Prevention. Centers for Disease Control and Prevention (CDC). Interim Guidance for Healthcare Facilities: Preparing for Community Transmission of COVID-19 in the United States 2020.
12. World Health Organization. Strengthening the health system response to COVID-19 – Recommendations for the WHO European Region: Policy brief. (1 April 2020).
13. European Centre for Disease Prevention and Control. Guidance for health system contingency planning during widespread transmission of SARS-CoV-2 with high impact on healthcare services.
14. Transplantation Society. Guidance on Coronavirus Disease 2019 (COVID-19) for Transplant Clinicians. <https://tts.org/tid-about/tid-presidents-message/23-tid/tid-news/657-tid-update-and-guidance-on-2019-novel-coronavirus-2019-ncov-for-transplant-id-clinicians>. Published 2020. Accessed April 14, 2020.
15. European Society for Blood and Marrow Transplantation. Coronavirus Disease COVID-19: EBMT Recommendations. <https://www.ebmt.org/ebmt/news/coronavirus-disease-covid-19-ebmt-recommendations-update-march-23-2020>. Published 2020. Accessed April 14, 2020.
16. Eurotransplant. COVID-19 and organ donation. <https://www.eurotransplant.org/2020/04/07/covid-19-and-organ-donation/>. Published 2020. Accessed April 24, 2020.

17. Balduzzi A, Brivio E, Rovelli A, et al. Lessons after the early management of the COVID-19 outbreak in a pediatric transplant and hemato-oncology center embedded within a COVID-19 dedicated hospital in Lombardia, Italy. Estote parati. *Bone Marrow Transplantation*. 2020. <http://dx.doi.org/10.1038/s41409-020-0895-4>
18. Boettler T, Newsome PN, Mondelli MU, et al. Care of patients with liver disease during the COVID-19 pandemic: EASL-ESCMID position paper. *JHEP Reports*. 2020;2(3):e100113.
19. López V, Vázquez T, Alonso-Titos J, et al. Recommendations on management of the SARS-CoV-2 coronavirus pandemic (Covid-19) in kidney transplant patients. *Nefrología (English Edition)*. 2020;40(3):265-271.
20. Jara P, Baker A, Baumann U, et al. Cross-cutting view of current challenges in paediatric solid organ and haematopoietic stem cell transplantation in Europe: the European Reference Network TransplantChild. *Orphanet J Rare Dis*. 2020;15(1):16.
21. Global Observatory on Donation and Transplantation. International Figures on donation and transplantation. <http://www.transplant-observatory.org/>. Published 2019. Accessed April 10, 2020.
22. Boyarsky BJ, Chiang TP-Y, Werbel WA, et al. Early Impact of COVID-19 on Transplant Center Practices and Policies in the United States. *Am J Transplant*. 2020;20(7):1809-1818.
23. Gagliano A, Villani PG, Co' FM, et al. COVID-19 Epidemic in the Middle Province of Northern Italy: Impact, Logistics, and Strategy in the First Line Hospital. *Disaster Medicine and Public Health Preparedness*. 2020;1-5. <http://dx.doi.org/10.1017/dmp.2020.51>
24. Pape L, de Zwaan M, Tegtbur U, et al. The KTx360°-study: a multicenter, multisectoral, multimodal, telemedicine-based follow-up care model to improve care and reduce health-care costs after kidney transplantation in children and adults. *BMC Health Serv Res*. 2017;17(1):587.
25. Kotton CN, Huprikar S, Kumar D. Transplant infectious diseases: a review of the scientific registry of transplant recipients published data. *Am J Transplant*. 2017;17(6):1439-1446.
26. Wall AE, Pruett T, Stock P, Testa G. Coronavirus disease 2019: Utilizing an ethical framework for rationing absolutely scarce healthcare resources in transplant allocation decisions. *Am J Transplant*. 2020;2(1):27-36.
27. Andrea G, Daniele D, Barbara A, et al. Coronavirus disease 2019 and transplantation: a view from the inside. *Am J Transplant*. 2020;20(7):1939-1940.
28. Monti S, Balduzzi S, Delvino P, Bellis E, Quadrelli VS, Montecucco C. Clinical course of COVID-19 in a series of patients with chronic arthritis treated with immunosuppressive targeted therapies. *Ann Rheum Dis*. 2020;79(5):667-668.
29. D'Antiga L. Coronaviruses and immunosuppressed patients. The facts during the third epidemic. *Liver Transplant*. 2020;26(6):832-834.
30. Nicastro E, Mazza A, Gervasoni A, Di Giorgio A, D'Antiga L. A pediatric emergency department protocol to avoid intra-hospital dispersal of SARS-CoV-2 during the outbreak in Bergamo, Italy. *J Pediatr*. 2020;222:231-235.
31. Bush R, Johns F, Acharya R, Upadhyay K. Mild COVID-19 in a pediatric renal transplant recipient. *American Journal of Transplantation*. 2020. <http://dx.doi.org/10.1111/ajt.16003>
32. Morand A, Roquelaure B, Colson P, et al. Child with liver transplant recovers from COVID-19 infection. A case report. *Arch Pediatr*. 2020;27(5):275-276.
33. Nacoti M, Ciocca A, Giupponi A, et al. At the epicenter of the covid-19 pandemic and humanitarian crises in Italy: changing perspectives on preparation and mitigation. *NEJM Catal*. 2020; 1-5. <https://catalyst.nejm.org/doi/full/10.1056/CAT.20.0080>

How to cite this article: Doná D, Torres Canizales J, Benetti E, et al; ERN TransplantChild. Pediatric transplantation in Europe during the COVID-19 pandemic: Early impact on activity and healthcare. *Clin Transplant*. 2020;34:e14063. <https://doi.org/10.1111/ctr.14063>