



5-2020

## Wardman Library Update to Faculty, Summer 2020

David McCaslin



**WARDMAN LIBRARY**

**SUMMER 2020 UPDATE**

### **Summer hours/access**

During the current stay-at-home period, library staff are primarily working remotely. However, given the nature of certain tasks and responsibilities, there may be times when a member of the Library staff will be on campus. If you need a book, technology, or access to a printer/scanner, please email [library@whittier.edu](mailto:library@whittier.edu) to schedule a visit in order to ensure that someone will be available to assist you.

### **Working on space planning**

While we do not know when we will be able to resume regular activity within the Library, we are developing plans to accommodate a period of required physical/social distancing. These include a reduction in seating capacity, workstations, and operating hours. Access to the Library will be restricted to Whittier College students, faculty, and staff, who will be required to swipe their ID at the main entrance. Please note, these plans are a work-in-progress and will be implemented in conjunction with the Administration.

### **Poet Commons**

I am excited to announce that, after considerable time working with our vendor (Bepress) on design and structure, Wardman Library has launched [Poet Commons](#), an institutional repository which is now live. At this time, we consider this a soft opening as adding content to this digital archive is a slow process. However, we know that the resources provided by faculty and students will greatly contribute to its success. While Poet Commons is still very much a work in progress, below is a preview of what is available now.

Over the past month, the Library has begun uploading the [Acropolis](#), [The Rock](#), and Finding Aids within the [Archives and Special Collections](#) section of the repository.

Currently, we have a very basic structure in place for Poet Commons. This will be updated once additional collections or projects are identified for inclusion. The site is actively being indexed by Google and in the brief three-week period that it has been live, we have had over 40 downloads (nearly all are of the Acropolis).

The [Expert Gallery/Selected Works Gallery, which is connected to Poet Commons, is another resource now available](#). Essentially, this is an e-portfolio platform that integrates with the repository (to provide access to your authored works) as well as a method to organize and promote students and faculty who have Selected Works profiles. Please reference [my SelectedWorks page](#) as an example.

## Collections

As a result of anticipated budget constraints, the Library is proactively reviewing its print and electronic subscriptions and acquisitions practices. This will likely result in a reduction of new book and DVD acquisitions as well as cancellations of select e-journals and databases. We take this process very seriously and will be guided by usage data and financial impact. Any content that is no longer directly accessible will still be available through interlibrary loan/Link+.

On the positive side, this Spring we have added the following:

- **Theatre & Drama Premium (begins June 2020)**
  - ✓ Access to 13,500 full-text plays, 150,000 pages of set designs, reference materials, and ephemera, 300 audio plays from LA Theatre Works, and 750 hours of filmed performances from collections like Broadway HD and the National Theatre)
- **Los Angeles Times (access begins June 2020)**
- **Washington Post (access began January 2020)**
- **Wall Street Journal (access began April 2020)**

We believe that having full electronic access to reliable and noteworthy journalism from these national newspapers will be highly beneficial to the campus. You can access these and more in our [eMagazines and eNewspapers guide](#).

## Streaming video update

We understand that films serve as important components of courses and will strive to provide this access when possible, as we did prior to the shift to remote learning. However, because many of the films and documentaries requested are only available on a title-by-title license, predicting costs can be difficult. For this reason, we ask that all film requests for the fall semester be submitted by **August 15<sup>th</sup>**. We cannot guarantee streaming access for all requests; availability to licenses and cost will be the key determining factors.

## Library workshops + one-credit library course

The Library remains committed to providing workshops and instructional sessions focused on developing research skills or targeted topics. Mainstays including basic introduction to library, research using databases, and citations will continue to be among the offerings, however we encourage you to suggest additional ideas. If there is a topic that you would like us to address, please contact Azeem ([akhan2@whittier.edu](mailto:akhan2@whittier.edu)) or me to discuss.

In-class (whether in-person or virtually) instruction sessions led by the subject liaison for your courses will continue to be offered. You can request a session via [this form](#).

As a reminder, one section of 'Intro to Library Research' will be offered in the fall semester (INTD 092). This is a one-credit course and there are currently a few seats remaining. Please feel free to recommend the course to students who may be interested.

## **Moodle Upgrade**

In late June/early July, we will be updating from Moodle 3.4 to Moodle 3.7. In conjunction with this update, the appearance of Moodle will also be adjusted to give it a slightly more modern look. For a preview of Moodle 3.7 and the new appearance, visit the sandbox site (<https://cms.whittier.edu/sandbox/>). Information on the differences between Moodle 3.4 and 3.7 will be sent in a few weeks. Additionally, a workshop focused on the upgrade will be offered this summer.

## **Shift from Turnitin to Ukrund**

As announced earlier this year, the College is shifting away from Turnitin as its plagiarism detection tool. As a result, Turnitin will no longer be available after June. This means Turnitin assignments for any courses will not be accessible and will need to be redone as a Moodle assignment. For assistance, please reference [this video workshop](#). To replace Turnitin, we will be introducing a new plagiarism detection tool, **Ukrund** which we believe is a good fit for the College because:

- Integration within the Moodle assignment tool - . you simply create a normal Moodle assignment and check a box to use Ukrund.
- More engaging analysis reports.
- Provides increased assistance to students in reviewing their work—if faculty choose to utilize this aspect.

Ukrund will be available beginning in July and an introductory workshop on the tool will be offered at that time. In addition, more information regarding this resource is included in the appendix.



# Moodle with Urkund Instructor View

## Guide for Instructors

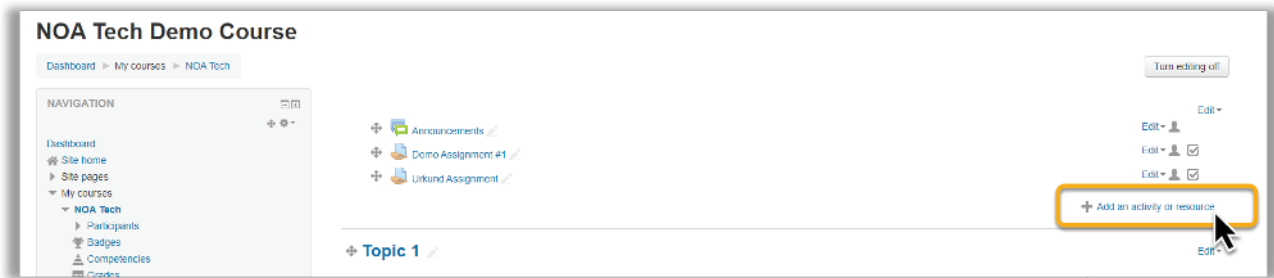


### About Urkund Integration with Moodle

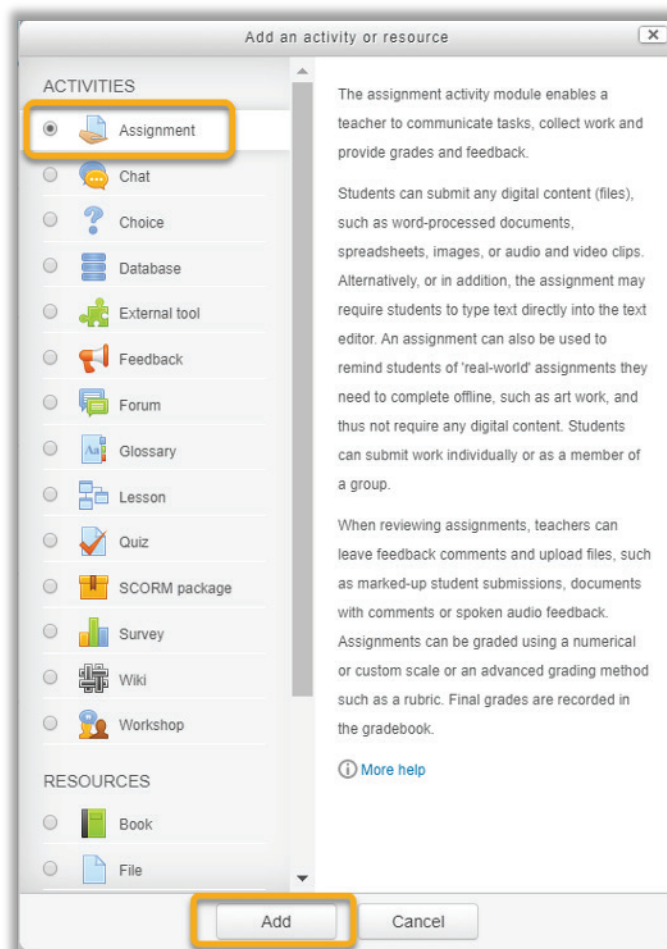
Urkund can be added to an institutional LMS through an API integration. The integration allows the institution Admin User(s) access to the Urkund tool features through their LMS without having to make changes to the LMS properties. Moodle institution Admin User(s) can add the Urkund tool to their Moodle instance, making it available to instructors as a preconfigured tool for their courses.

## Assignment Creation Instructions

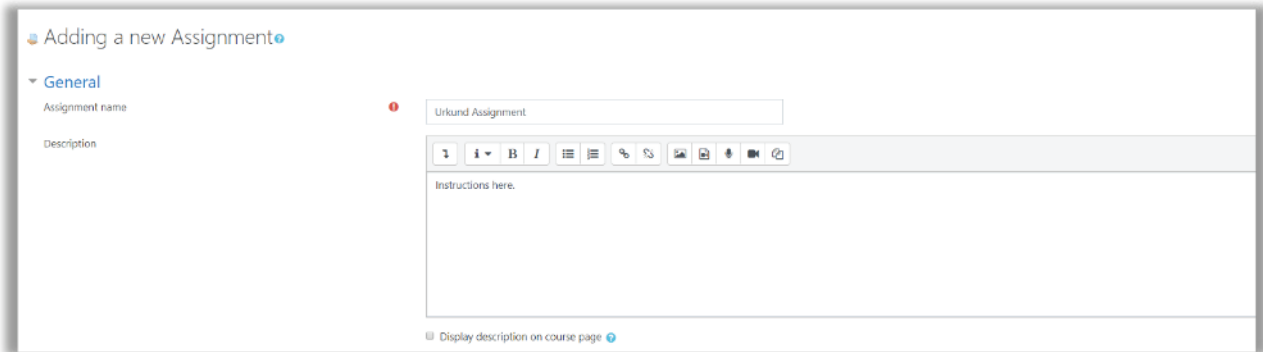
In your Course, select '+ Add an activity or resource'.



A new window will appear. Select 'Assignment' and then 'Add'.



The Adding a New Assignment screen will appear. Create the Assignment as you normally would with a title, etc.



Adding a new Assignment

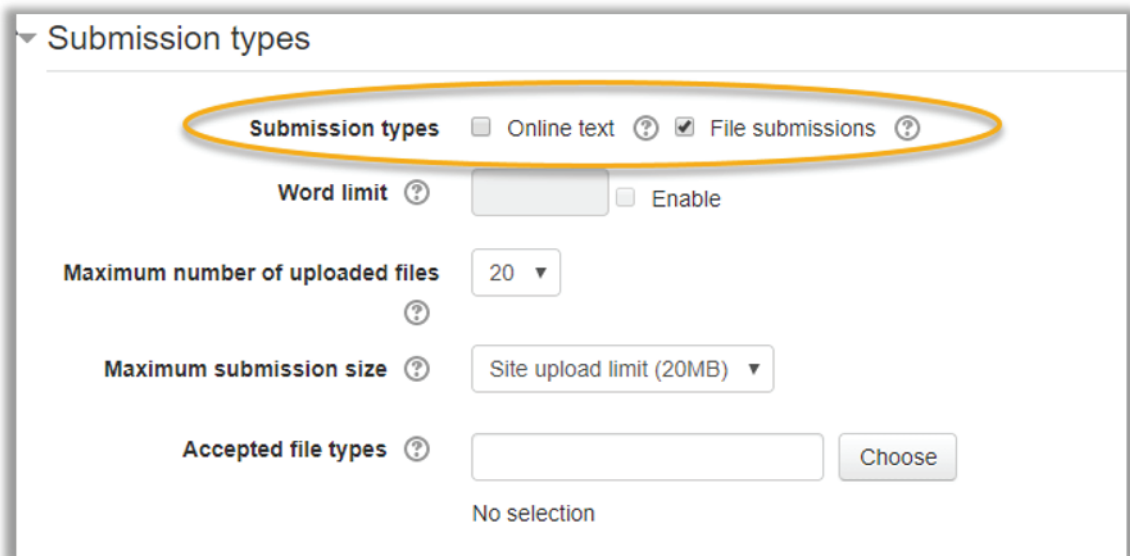
**General**

Assignment name: Urkund Assignment

Description: Instructions here.

Display description on course page

Still in the Adding a New Assignment window, scroll down to the Submission Types box. Make sure that the File Submissions box is checked. You may check the box for Online Text if you want the students to have the option to submit their work in a text box.



**Submission types**

Online text  File submissions

Word limit:   Enable

Maximum number of uploaded files: 20

Maximum submission size: Site upload limit (20MB)

Accepted file types:  Choose

No selection

Next open the Urkund Plagiarism Plugin box. Complete the following:

1. Make sure that 'Yes' is selected for 'Enable URKUND'.
2. Select when to show (if at all) the Urkund Similarity Score and/or Report to the student.
3. The 'Receiver Address' will be the global receiver address that your LMS Admin has already created. NOTE - This should already be set as a default setting by your institution's LMS Admin. If you do not see it here, please contact your LMS Admin.
4. 'Send Student Email' is optional and is not an Urkund system email. This feature can be turned on or off, depending on whether you want the student to receive an email from Moodle only.
5. OPTIONAL: You can restrict file types by selecting 'No' to 'Allow all supported file types'. Then select the file types that you and your students normally use and that URKUND will support – .doc, .docx, .sxw, .pdf, .txt, .rtf, .html, .htm, .wps, .odt, .ppt & .pptx. \*\*You MUST choose a file type or NO documents will be submitted to Urkund. \*\*  
OR you can leave the option turned on by selecting 'Yes'.

The screenshot shows the 'URKUND plagiarism plugin' settings page. It features several configuration options, each with a numbered callout (1-4) and a help icon. A mouse cursor points to the top right, and a callout bubble labeled 'Example only.' points to the 'Receiver address' field.

Setting	Value
1 Enable URKUND	Yes
2 Show similarity score to student	Never
2 Show similarity report to student	Never
Resubmit on close	No
3 Receiver address	moodle.urkmoo@analysis.urkund.com
4 Send student email	No
Allow all supported file types	Yes

[Show more...](#)



Select 'Save and return to course' or 'Save and display'. Your assignment is now ready to use the Urkund tool.

URKUND plagiarism plugin

Enable URKUND Yes

Show similarity score to student Never

Show similarity report to student Never

Resubmit on close No

Receiver address moodle.urkmoo@analysis.urkund.com

Send student email No

Allow all supported file types No

File types to submit

- doc
- docx
- sxw
- pdf

Show more...

## View Results

Go into your Course, and then select and open the appropriate Assignment. Next, select 'View Submissions'.

NOA Tech Demo Course

Dashboard > My courses > NOA Tech

NAVIGATION

- Dashboard
- Site home
- Site pages
- My courses
  - NOA Tech

- Announcements
- Demo Assignment #1
- Urkund Assignment

**NOA Tech Demo Course**

Dashboard > My courses > NOA Tech > General > Urkund Assignment

**NAVIGATION**

- Dashboard
- Site home
- Site pages
- My courses
  - NOA Tech
    - Participants
    - Badges
    - Competencies
    - Grades
    - General
      - Announcements
      - Demo Assignment #1
      - Urkund Assignment**
      - Topic 1
      - Topic 2
      - Topic 3

**Urkund Assignment**

Instructions here.

**Grading summary**

Hidden from students	No
Participants	1
Submitted	1
Needs grading	1
Due date	Friday, 20 March 2020, 12:00 AM
Time remaining	1 day 4 hours

[View all submissions](#) [Grade](#)

Course Participants and their assignments will appear. Documents that are pending an Urkund Similarity Report will have a cog icon next to them.

Demo Assignment #1

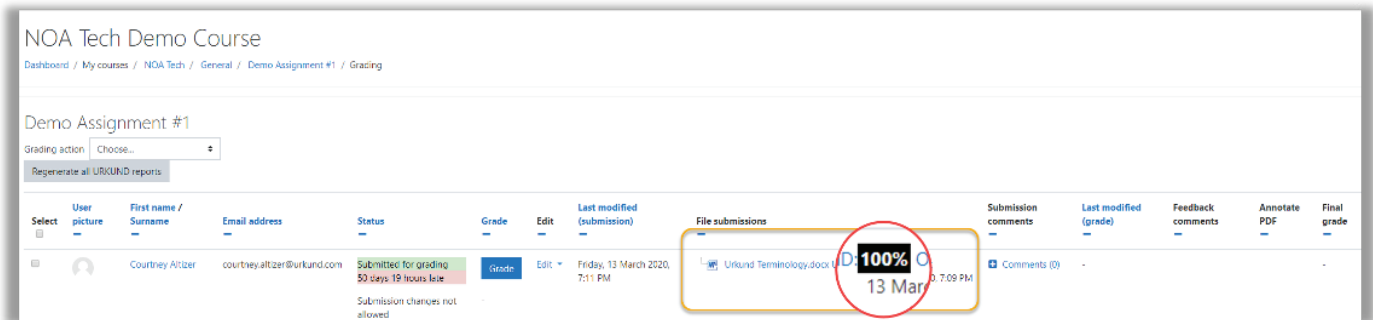
Grading action Choose...

Regenerate all URKUND reports

Select	User picture	First name / Surname	Email address	Status	Grade	Edit	Last modified (submission)	File submissions	Submission comments
<input type="checkbox"/>		Courtney Altizer	courtney.altizer@urkund.com	Submitted for grading	<a href="#">Grade</a>	<a href="#">Edit</a>	Friday, 13 March 2020, 7:11 PM	<a href="#">Urkund Terminology.docx</a> <div style="border: 1px solid gray; padding: 2px; font-size: 8px;">This file is pending submission to URKUND</div>	<a href="#">Comments (0)</a>

NOTE: When this is the case, you will see a watch clock icon that means the report is pending. This can sometimes take up to 7-8 minutes. You will need to refresh your screen to see when the Similarity Score has changed.

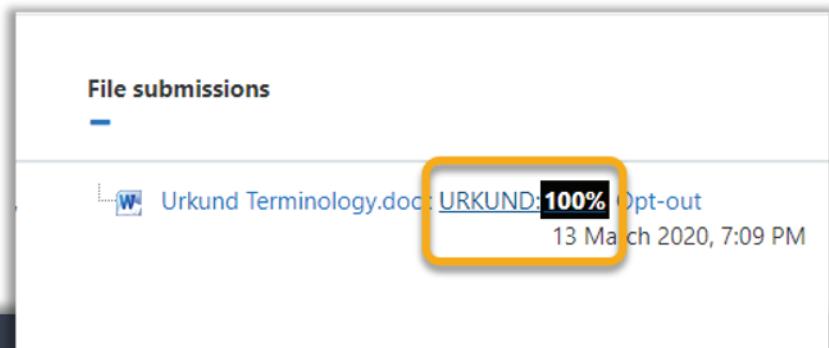
Documents that have results available will appear with a Similarity Percentage Score next to the document.



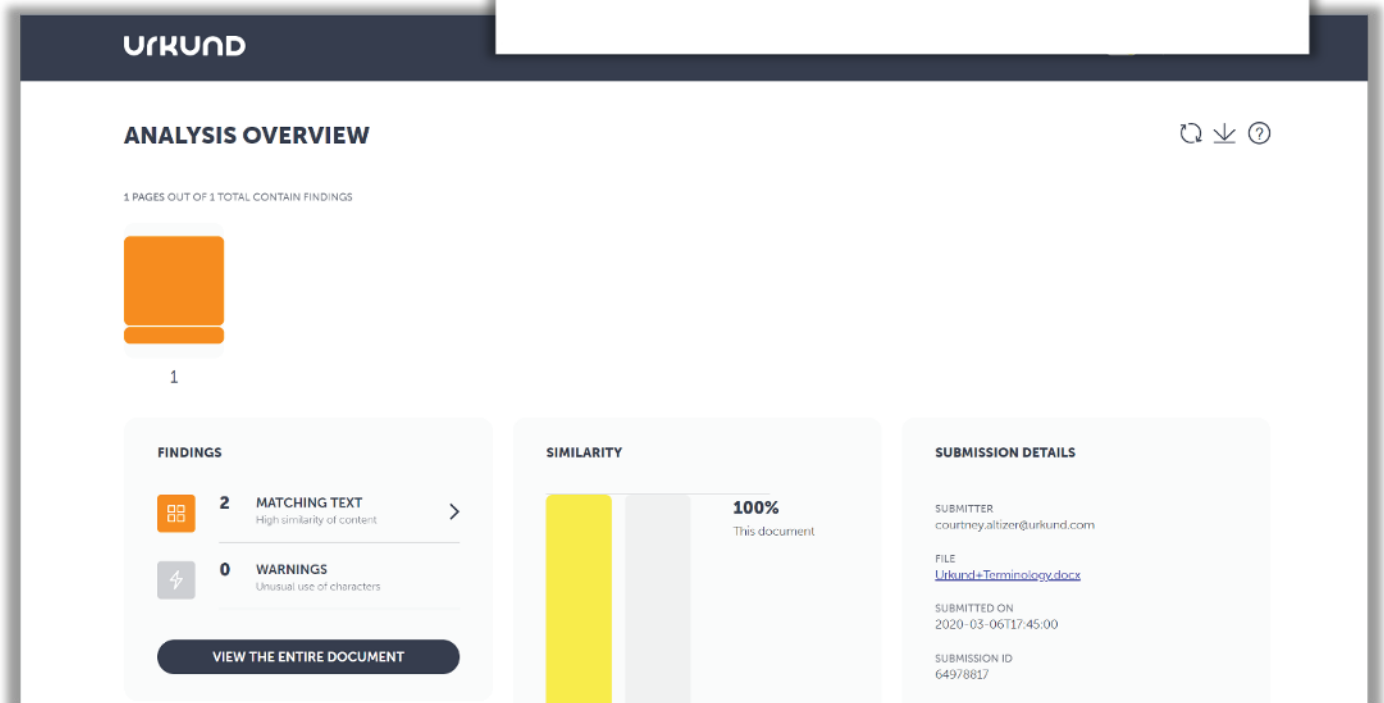
The screenshot shows the Moodle interface for a course titled "NOA Tech Demo Course". Under "Demo Assignment #1", there is a table of submissions. The first submission is by Courtney Altizer, submitted on Friday, 13 March 2020, at 7:11 PM. The file is "Urkund Terminology.docx" and has a similarity score of 100%. A red circle highlights the "100%" score, and a yellow box highlights the "Urkund Terminology.docx" link.

There is also a link to the Urkund Similarity Report here.

Select the Urkund Similarity Report. A new window will open to view the Urkund Similarity Report.



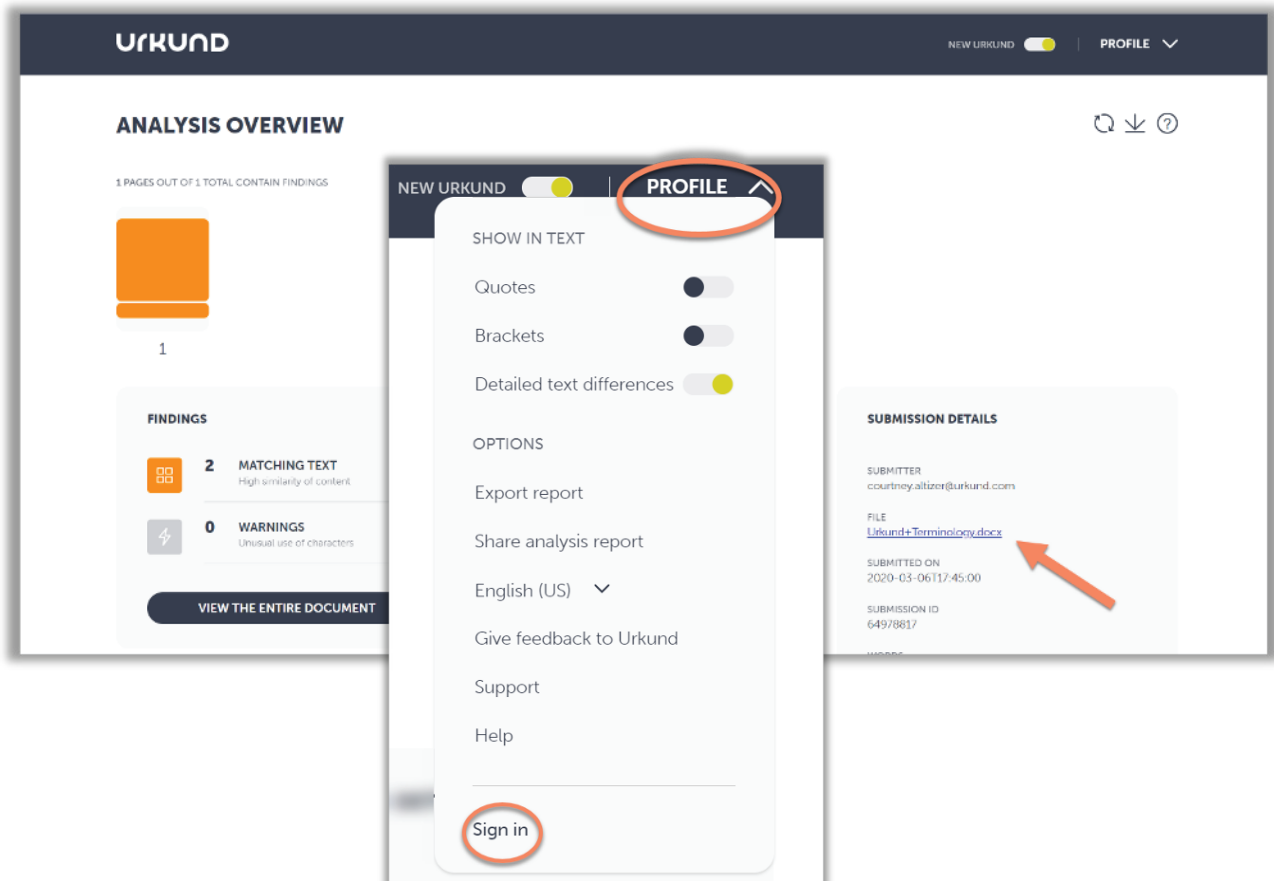
This is a close-up of the "File submissions" section. It shows a link for "Urkund Terminology.docx" with a similarity score of 100% and the text "Opt-out" next to it. The date and time "13 March 2020, 7:09 PM" are also visible. A yellow box highlights the "100%" score.



The screenshot shows the Urkund Similarity Report interface. The title is "ANALYSIS OVERVIEW" and it indicates "1 PAGES OUT OF 1 TOTAL CONTAIN FINDINGS". There is a large orange square representing the document. Below this, there are three main sections: "FINDINGS", "SIMILARITY", and "SUBMISSION DETAILS".

- FINDINGS:** Shows 2 "MATCHING TEXT" items (High similarity of content) and 0 "WARNINGS" (Unusual use of characters). A button "VIEW THE ENTIRE DOCUMENT" is at the bottom.
- SIMILARITY:** Shows a 100% similarity score for "This document" with a yellow bar chart.
- SUBMISSION DETAILS:** Lists the submitter as Courtney Altizer, the file as "Urkund+Terminology.docx", the submission date as 2020-03-06T17:45:00, and the submission ID as 64978817.

If you want to view the document that was submitted (visible as a highlighted hyperlink), you will have to sign-in under Profile using your Urkund credentials.



## Instructor Tips

Do you want to copy your course from one semester to another OR copy your course in the same semester but for different sections? Here's how to do that and have the Urkund tool enabled....

- Copy your courses in Moodle as you normally would.
- In your "Copy" version, change the due dates or time limits for any Assignments you want to use with the URKUND app and SAVE.
  - » Just a simple due date change or adding a space in the instructions will be enough to consider it a "change".
- Now all submissions to this new edited assignment will be sent to Urkund and receive a similarity score.
- That's it!! Simple.



## About Urkund

Urkund supports academic institutions, secondary schools, and corporations in their institutional efficiency and effort to safeguard original thinking. We deliver a fully automated system for checking text originality and preventing plagiarism. The software can be integrated into all major learning management systems and uses advanced machine learning to deliver test-winning accuracy. With 20 years at the forefront of promoting academic integrity, Urkund now serves over 5,000 institutions in nearly 80 countries worldwide. Urkund is privately owned and headquartered in Stockholm, Sweden.

For additional support and professional development resources please contact [support@urkund.com](mailto:support@urkund.com).

[urkund.com](https://urkund.com)