

Review

Sourdough Technology as a Tool for the Development of Healthier Grain-Based Products: An Update

Juan Fernández-Peláez ¹, Candela Paesani ^{1,2} and Manuel Gómez ^{1,*} 

¹ Food Technology Area, College of Agricultural Engineering, University of Valladolid, 34004 Palencia, Spain; juan.fernandez.pelaez@uva.es (J.F.-P.); candepaesani@agro.unc.edu.ar (C.P.)

² Área de Mejora Nutricional y Alimentos Nutricionales, Instituto de Ciencia y Tecnología de Alimentos Córdoba (ICYTAC-CONICET-UNC), X5016BMB Córdoba, Argentina

* Correspondence: pallares@iaf.uva.es; Tel.: +34-97910-8495

Received: 23 November 2020; Accepted: 11 December 2020; Published: 13 December 2020



Abstract: There has been growing demand by consumers for grain-based products with well-balanced nutritional profiles and health-promoting properties. The components of the flours obtained from different grains can be modified or improved at a nutritional level by using sourdough technology, which has gained increasing interest in recent years. Sourdough hydrolyse dietary fibre, reduces fat rancidity, and enables an increase in starch and protein digestibility, as well as vitamin levels and mineral bioavailability. In addition, bioactive compounds are synthesized during fermentation, while components that interfere with the digestion of grain-based products or digestion-linked pathologies, such as gluten sensitivity or gastrointestinal syndromes, are reduced. Finally, it has been observed that sourdough fermented products can play a role in gut microbiota regulation. Thanks to this health-promoting potential, sourdough can stand out among other fermentation processes and opens up a new range of healthier commercial products to be developed. The current review discusses the extensive research carried out in the last 15 years and aims at updating and deepening understanding on how sourdough can enhance the nutritional and health-related characteristics of the different components present in the grains.

Keywords: sourdough; fermentation; nutrition; bread making; microbiota

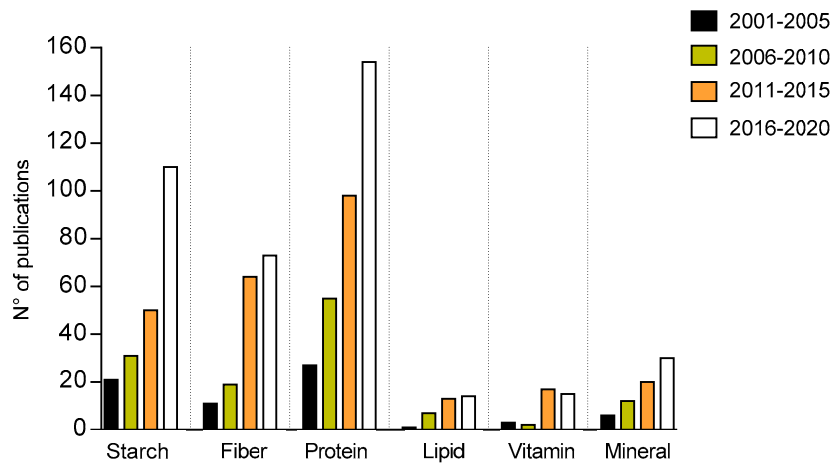
1. Introduction

Sourdough is the result of the fermentation of flour from cereals and pseudocereals or legumes, among others, by the action of the microorganisms present in the preparation [1]. Some sourdoughs can also incorporate added microorganisms. Therefore, sourdoughs can be defined as stable ecosystems composed of the lactic acid bacteria (LAB) and yeasts used in the production of bakery products [2]. Traditionally, sourdough was used as a leavening agent, but today, it is increasingly being used to improve organoleptic characteristics and to reduce the need for additives [3].

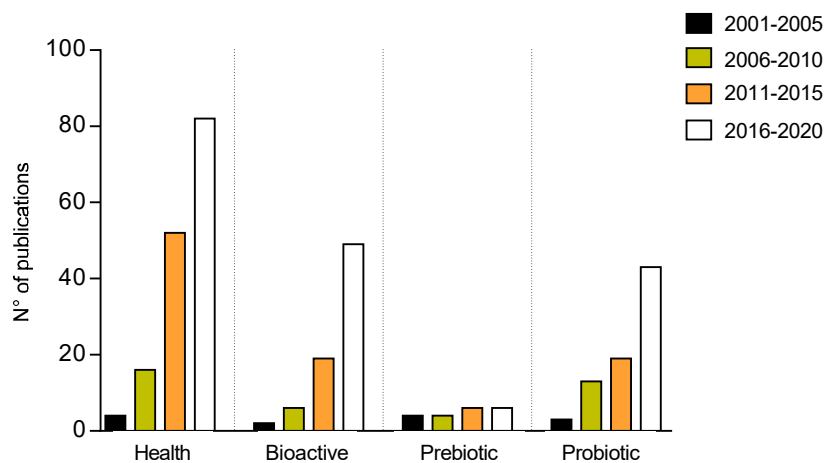
Sourdough provides multiple benefits to the quality of the products obtained and it allows extending of the life of the bakery products [4]. This increased shelf life is mainly due to the lowering of pH, which induces the inhibition of microbial development, and to the decomposition of starch during lactic acid fermentation, resulting in staling delay. The use of sourdough also makes it possible to obtain products with greater aroma and sweetness, due to the hydrolysis processes and the compounds generated in the Maillard reaction during the baking process [5]. However, the application of sourdough can also lead to complications, such as the increased workload required or the difficulty in achieving homogeneous productions [6].

The modification of cereal and grain nutrients and flours by the microorganisms contained in the sourdough to improve bakery products has gained great interest from researchers in recent years.

Consequently, the number of publications addressing the interrelationship between sourdough and the different components of bread has increased significantly in recent years (Figure 1a). Similarly, recently published reviews, such as Sakandar et al. (2019) [7], highlight the processing benefits provided by this technology, focusing on bread making.



(a)



(b)

Figure 1. Number of publications about sourdough over the period 2001–2020, separated in 5-year periods, according to the Scopus database (last accessed 30 June 2020). (a) Publications on sourdough according to the relation with sourdough components. Search: “sourdough AND starch/fibre/protein/lipid/vitamin/mineral”. (b) Publications on the sourdough-health relationship, and functioning components. Search: “sourdough AND health/bioactive/prebiotic/probiotic”.

It has been observed that sourdoughs allow a reduction in gluten content, which may be particularly interesting for lowering the risks of gluten contamination in the case of gluten-free products [8,9]. Even if this does not involve a nutritional improvement, sourdough can contribute as well to improve the organoleptic quality of the gluten-free products, expanding the offer of products suitable for celiac patients or those allergic to wheat [10–12]. However, it is necessary to be cautious of this possibility, since the complete elimination of toxicity for people with celiac disease implies important modifications in the gluten network, affecting gluten functionality and bread quality.

Some studies show that the use of sourdough enables an increase in the sensation of satiety that the breads generate when they are consumed as well as in the postprandial insulinemic response [13]. In addition, other research studies point to a greater digestibility of sourdough-fermented cereal products, compared to yeast-fermented ones [14,15].

Although most sourdoughs are made from wheat flour, for doughs based on legume or pseudocereal flours, it has been shown that this technique reduces the antinutrient content and increases the acceptability of the products. This has also been observed with the incorporation of bran or other by-products [16,17]. Compounds such as fermentable oligosaccharides, disaccharides, monosaccharides, and polyols (FODMAP), which lie behind disorders such as irritable bowel syndrome (IBS), can be diminished by the action of the fermentation process of sourdough [18,19]. Other innovative approaches include the use of sourdough to reduce the amount of sugar added to bakery products [20] and the ability of sourdough-fermented products to regulate the gut microbiome [21].

Despite reviews concerning the effect of sourdoughs on the various components of flour [22,23], there is still a great potential for improving the health properties of products made from sourdough. This is evidenced by the high number of research articles published in the last 15 years on the topic (Figure 1b). Many of them are based on this greater accrued understanding of microbial ecology, which has enabled a better selection of starter cultures with the use of innovative techniques [1,24,25]. Other articles focus on the nutritional modifications and health-promoting potential of sourdough fermentation, as will be discussed hereafter.

The aim of this review is to update the current understanding of the relationship between fermentation with sourdough, changes in the chemical composition of the products obtained, and the nutritional improvement of cereal and grain products. In addition, we will address the health benefits that the consumption of products with this type of fermentation can entail.

2. Sourdough and Carbohydrates

2.1. Influence of Sourdough Fermentation on Starch Digestibility

Starch digestibility after sourdough fermentation has been the subject of significant research, probably because starch is the main fraction in grains and cereals [22]. This research covers aspects such as glycaemic response or its effect on chronic metabolic diseases, such as type 2 diabetes, obesity, or cardiovascular disease, which have been linked to the high consumption of rapidly digestible starch [26].

Sourdough fermentation reduces the insulinemic response of breads. Nordlund et al. (2016) [27] explain this in terms of the reduced disintegration of breads fermented by sourdough. Furthermore, different studies have shown that the addition of sourdoughs to the baking process helps diminish the glycaemic index (GI) of wheat bread, whether it is made with white, wholemeal, or fibre-enriched flour [28–34]. This is related to the lower pH generated by fermentation before gelatinisation of the starch, as will be explained later. While the consumption of wholemeal bread has been associated with a decrease in glycaemic index as compared with white flour breads, this index is reduced even further when sourdough is used [35,36]. The glycaemic response to bread, however, is specific to each person [37]. The reduced digestibility of starch has been observed not only in bread [38], but also in products such as pasta made from sourdough, due to the higher level of retrograded starch that is inaccessible to enzymatic degradation [39,40]. However, in general, the beneficial effect of sourdough on the GI is attributed to the production of organic acids, especially lactic and acetic acid. These acids represent major fermentation end-products during sourdough fermentation [41]. Lactic acid production by LAB in sourdough-fermented bread reduces postprandial glycaemic and insulinemic responses in healthy adults [14,33,42,43]. The addition of lactic acid is effective to lower the postprandial glucose and insulin responses in humans, when done before heat application, and therefore, before the gelatinisation of the starch, which reduces its bioavailability [44]. In turn, acetic acid produces a delayed gastric emptying rate, but is not required to be present before the gelatinisation of the starch [45].

This suggests that the action of the sourdoughs may depend on the lactic/acetic ratio generated by them. De Angelis et al. (2007) [28] explain that lactic acid is more effective than acetic acid in reducing starch hydrolysis.

In this regard, to reduce starch digestibility, acidification techniques are currently being applied to some products, which promote the interaction between starch and proteins, gluten in particular, and reduce the bioavailability [46]. In the literature, it is stated that the reduction of compounds such as amylase and trypsin inhibitors also facilitates the digestion of products made from wheat flour fermented with sourdough [47]. Another aspect to consider is the increased formation of resistant starch, and the consequent lower digestibility due to the increment of organic acid in the fermentation of the dough [48]. It has been shown that digestibility also decreases if sourdough fermentation is combined with subsequent application of freezing, with reductions in the GI of the products by over 40% [49].

Finally, considering the effect of sourdough over the GI of breads, the type of flour has to be taken into account. Despite GI reduction in wheat breads when sourdough is used, sourdough fermentation showed an increase in the estimated GI of gluten-free breads made with buckwheat flour, quinoa, and teff [34,50]. According to Giuberti and Gallo (2018) [51], this could be because the use of pseudocereal flours, with or without sourdough, does not always guarantee an increase in slowly digestible starch. Moreover, Wolter et al. (2013) [52] suggest that it can be explained in terms of the higher GI of the flours with smaller starch granule size. Nevertheless, studies on gluten-free breads are still limited and should be interpreted considering the processing parameters.

2.2. Interaction between Sourdough Fermentation and Dietary Fibre

Currently, there is a tendency to look for new sources of dietary fibre (DF) as a functional component for the food industry, because of its potential to promote numerous beneficial physiological effects. Dietary fibre contributes to lower blood cholesterol and glucose levels, plays an important role in the health-promoting effect, and there is evidence of a strong association between chronic disease and obesity and a poor dietary fibre intake [53]. However, these effects depend on the type of fibre. The whole grain dietary fibre complex is an important source of beneficial molecules for the host, such as β -glucans, fructans, resistant starch, and arabinoxylans. The bioavailability of these compounds in whole grain products generally depends on different technological issues [54]. It is known that the enrichment of breads with DF requires certain adjustments of several process parameters to obtain a high quality that is acceptable to most consumers; one option for improving it is the use of sourdough biotechnology [55]. When a sourdough process is adopted, the fibres change their chemical and physical properties according to the degree of fermentation [54].

Enzymatic action can change the ratio of insoluble fibres to soluble ones during bread making [56]. In sourdough breads, fibre can undergo two types of enzymatic hydrolysis. When flour is hydrated, several hydrolytic enzymes intrinsic to cereals are activated [57], such as hemicellulase enzymes that degrade hemicelluloses. On the other hand, lactic acid bacteria release enzymes with glycolytic activity [58], which are also capable of acting on the fibre present in the dough. Recently, the effects of *Lactobacillus plantarum* fermentation were reported on β -glucans of barley [59]. Fermentation also decreased the molecular weight of β -glucans, which could have a negative impact on the physiological activities of barley β -glucan, especially in relation to glucose and lipid metabolism.

Different studies have been carried out on bread made using the sourdough technique for its enrichment with dietary fibre. Mihhalevski et al. (2013) [60] evaluated dietary fibre in a rye sourdough bread and concluded that the proportion of both soluble and insoluble dietary fibre increased during rye sourdough processing. They attributed this difference to biochemical and microbiological processes that occur during sourdough bread making. The increase in total dietary fibre content was caused by the formation of resistant starch, and the increase in soluble dietary fibre content can be explained by the conversion of insoluble to soluble fibre during fermentation of rye flour. Such a redistribution of dietary fibre formed by the activities of the intrinsic enzymes in rye flour (amylase, xylosidase,

arabinofuranosidase, b-glucanase, endo-xylanase, and cinnamoyl esterase) was also suggested by Boskov Hansen et al. (2002) [57].

De Angelis et al. (2009) [29] used sourdough to improve the organoleptic quality of breads enriched with fibres and to increase the reduction in the glycaemic index achieved with this enrichment. A sourdough elaboration process, with the appropriate selection of lactic acid bacteria according to the added fibre [29], can be considered one of the tools to make low GI bread. Moreover, the breads' specific volume was higher and the sensory analysis indicated that they were preferred for their acid smell, taste, and aroma.

The possibility of using naked barley as a food product is gaining popularity because of its dietary fibre, especially β -glucans. Pejcz et al. (2017) [61] reported that the fermentation of sourdough breads with barley improved the volume, colour, and sensory properties of breads with this cereal. The fermentation process resulted in a higher concentration of dietary fibre, arabinoxylans, and β -glucans. In another study, sourdoughs made from barley flour without sole husks, or from a mixture of 50 g/100 g barley and wheat flour, were characterized from a microbiological and technological point of view, compared to a single wheat flour from sourdough [62]. Results showed that the use of sourdough can be a strategy to improve the quality of barley bread with higher nutritional value and high DF. Furthermore, despite the lower specific volume and higher density of barley breadcrumbs compared to wheat bread, no significant differences were observed after baking or during the shelf life, thus confirming the possibility of successful exploitation of barley flour in the baking industry.

It has also been shown that the fermentation of sourdough leads to an increased activity of certain enzymes, leading to solubility of arabinoxylans expansion [63], just as sourdough was shown to improve dough and bread structure quality of breads containing whole grains of barley, but little effect on breads prepared with refined barley flour [64]. This positive effect on bread quality could be due to a softening effect on bran particles during fermentation, which would result in less impediment of the gluten network and in the formation of gas cells in the dough [64]. On the other hand, wheat bran fermentation by *Lactobacillus rhamnosus* tripled water extractable arabinoxylans in wheat bran due to endoxylanases activity on high molecular weight arabinoxylans [65,66], which makes these more easily usable by the intestinal microbiota [67]. The soluble dietary fibre (SDF) content was also increased in the fermented wheat bran, which is consistent with the data for SDF in rye sourdough production [60].

Other carbohydrates that have gained interest in recent years are the fermentable oligosaccharides, disaccharides, monosaccharides, and polyols (FODMAPs). The components of the raffinose family oligosaccharides (RFOs) in legume flours, and the fructans in cereal flours, are particularly noteworthy [68]. In general, they are not easily digested carbohydrates that can lead to the development of pathologies, such as irritable bowel syndrome (IBS) or non-celiac gluten sensitivity (NCGS) [69]. They are equally related to osmotic diarrhoea, inflammation, and abdominal distension, and it is known that a reduction in FODMAP content improves the health status of people suffering from any of these pathologies [18].

However, the use of sourdough can contribute to a significant reduction in FODMAPs content without affecting the content of slowly fermented dietary fibre [18]. Therefore, fermented sourdough products are suitable for consumption in low-FODMAP diets and are safe for IBS patients [19,69].

In the last five years, the use of sourdough has gained popularity as a tool to reduce the content of FODMAPs, as well as antinutrients, in grain and cereal products. In this line, Ziegler et al. (2016) [70] indicate that long fermentations of more than 4 h allow for a reduction in FODMAPs, especially fructans, due to their degradation, by up to 90%, in doughs of flours from *Triticum monococcum* and *T. dicoccum*.

3. Influence of Sourdough Fermentation over Proteins

The hydrolysis of the proteins contained in the flours helps, from a health perspective, create products intended to reduce the adverse reactions caused by gluten, or to reduce the risk of

contamination by gluten [8]. In recent years, there has been significant progress in the research on the role of sourdoughs in enabling individuals affected by gluten sensitivity or various gastrointestinal disorders to consume cereal-based products [47].

This is due, among other factors, to the fact that the LAB and yeast of the sourdough synthesize proteases that promote the hydrolysis of gluten [10,71]. Similarly, the reduction in pH facilitates the activation of endogenous enzymes in cereals, as well as the solubilisation and depolymerisation of gluten proteins [72–74]. After fermentation, there is an increase in the presence of protein fragments from the degradation of gliadins and of the high molecular weight subunits of glutenins [75]. It is noteworthy that proteases, both those contributed by microorganisms and those endogenous to the raw materials, influence the volume and texture of products, especially bread [76].

In this sense, there are several strategies to increase protein hydrolysis. Phenomena such as grain germination prior to flour production are positioned as a tool to boost gluten degradation by increasing protease content [77,78]. It may also be beneficial to use flours with high proteolytic activity [79], such as those from brewers' spent grains [80].

It should be noted that if complete degradation of gluten is achieved, the products obtained could be safe for celiac patients [81,82]. With respect to bread, Rizzello et al. (2016) [83] managed to elaborate gluten-free bread, with a high protein digestibility, after the elimination of gluten by the action of sourdough. Some studies, such as Curiel et al. (2014) [84], show that it is possible to reduce gluten to a residual concentration of less than 10 ppm also in products other than bread, such as pasta. However, a total lack of gluten affects the commercial quality of the products [12], as it is difficult to produce breads with adequate volume and texture, and this may have an effect on the consumer acceptability. Therefore, total degradation of the gluten is not always convenient.

Although protein degradation can be an alternative to obtain products suitable for the celiac collective, this technique presents serious disadvantages. On the one hand, most research studies on sourdough do not manage to reach the maximum doses of gluten allowed by the different legislations, or they do not measure it. On the other hand, in the case of managing to reach such maximum, the degradation of gluten would be so extensive that it would be difficult to make bread, where gluten plays an essential role. Then, when taking protein degradation to the commercial practice, an exhaustive control of gluten levels in all batches would be necessary.

Finally, when sourdough is used, the concentration of free amino acids is higher than when only baker's yeast is used [15], although it is possible to combine both. Inoculation with certain LAB strains succeeds in doubling the concentration of certain amino acids, such as leucine, isoleucine, histidine, and lysine, thanks to proteolysis processes [85]. Protein degradation during fermentation that takes place in the sourdough processing also gives rise to potentially health-promoting peptides, such as short branched-chain amino acids and small-sized peptides [86]. These compounds have been shown to contribute to the regulation of insulinemic response, providing protection against type 2 diabetes mellitus and cardiovascular disease [86].

4. Influence of Sourdough Fermentation over Lipids

The presence of lipids in the sourdough is very limited compared to other compounds, such as starch or protein, due to the low lipid content of the flours. This content will be somewhat higher in the case of sourdoughs obtained with whole flours, due to the higher fat content of the germ [87]. Particularly in these cases, it is known that sourdough fermentation reduces fat rancidity by limiting the lipase activity due to the lowering of the pH [88]. This reduction in lipid rancidity in the sourdough contributes positively to the final bread aroma by minimizing unpleasant aromas [89]. The action of the enzymes present in the dough modifies the lipid profile of the flours by partial hydrolysis of the triglycerides and diglycerides. This increases the percentage of monoglycerides and maintains a stable sterol ester content, although the influence on the nutritional characteristics of the bread is limited due to the low level of lipids in the product [90,91]. Considering the reduction of the fat rancidity phenomenon due to the low pH generated, it should be assumed that the hydrolysis of the triglycerides

occurs in the first phases of the development of the sourdough. As already known, monoglycerides are products that help in retarding phenomena as bread staling, as they reduce starch retrogradation, allowing the extending of bread shelf life [92].

As a remarkable aspect, the action of certain microorganisms on some lipids may have other positive aspects. Thus, it has been proven that certain strains of *Lactobacillus hammesii* can convert linoleic acid into monohydroxy octadecenoic acid, which has shown antifungal activity in bread [93]. Therefore, its incorporation in sourdough could increase the shelf life of breads, beyond its beneficial effect by simply lowering the pH.

5. Sourdough Fermentation and Vitamins

The most relevant vitamins in cereal products are vitamin E, thiamine, and folates, which are concentrated in the germ and bran [22,23]. Pseudocereals, in turn, contain vitamin A, as well as vitamin E and folate [94]. To increase the vitamin content, fermentation with sourdough can be applied. Certain strains of LAB can synthesise vitamins such as riboflavin, thiamine, and folate [17,24,95–97]. Mihhalevski et al. (2013) [60] also showed that the content of nicotinamide increased during processing by tenfold, presumably due to microbial activity during sourdough fermentation.

Therefore, the use of LAB in sourdough is well positioned as an alternative to help in the prevention of clinical and subclinical vitamin deficiencies [98]. Strategies such as the selection of vitamin-overproducing strains to increase bioavailability should be applied [99]. In addition, it is presumed that *S. cerevisiae* may stimulate the growth of LAB by producing vitamins not contained in wheat flour such as B12, C, or D [100]. In this regard, Chawla and Nagal (2015) [101] point out that the presence of yeast promotes the formation of folates and thiamine.

Additionally, the use of flour from sprouted grains can improve the availability of the vitamins present in them, since they are generated together with other bioactive compounds when they leave the dormant state [102].

Despite the techniques mentioned above for increasing the concentration and bioavailability of vitamins, the baking process leads to a reduction in the vitamin content. Mihhalevski et al. (2013) [60] establish that the concentration of thiamine, nicotinic acid, pyridoxal, riboflavin, and pyridoxine is reduced by temperature increases. Vitamin B12 is also reduced in the process, both in its added form, cyanocobalamin, in its natural form, hydroxocobalamin, and in its synthesized in situ form [103]. The search for techniques to maintain accessibility and vitamin levels in the products is therefore still necessary. However, the higher the amount of vitamins before baking, the higher the final amount of vitamins after the process.

6. Sourdough Fermentation and Mineral Bioavailability

The most relevant minerals in cereals are K, P, Mg, and Zn [22], but they are deficient in others such as Fe [104]. Certain compounds contained in cereals and grains, especially phytic acid, can reduce the bioavailability of minerals as explained above. It is an acid present in grains and cereals in a variable quantity, and an antinutritional factor that prevents the absorption of Ca, Fe, K, Mg, Mn, and Zn, with which it forms phytates, making them insoluble [10]. Phytates are concentrated in the outer layers of the grain and can be hydrolysed by the phytase present within it [105]. Therefore, the efficiency of wheat bran sourdough fermentation in the hydrolysis of phytates and the solubility of minerals has been studied in comparison with whole wheat flour [106]. It was concluded that the pre-fermentation process of whole grains or bran, under adequate conditions of hydration, allows the degradation of most of the phytic acid and an optimal bioavailability of the minerals. In the fermentation stage, the breakdown of polysaccharides is generally greater with sourdough fermentation than with yeast fermentation [107]. However, this action needs the right pH, time, and temperature conditions, which usually occur during fermentation. The simple fermentation and the phytase activity itself contribute to improve the bioavailability of the minerals, as well as the use of sourdough. Therefore, fermentation with sourdough is well positioned as an effective tool to increase the bioavailability of

minerals. Lopez et al. (2003) [107] point out that it improves bioavailability, mainly of Mg, Fe, and Zn. Other studies note that sourdough fermentation can increase the release of Fe up to eight times [108]. It may even help in the protection against oxidative stress through the biotransformation of Se, thanks to its conversion to a bioaccessible form [109]. The action of strains of the genus *Lactobacillus* spp. manages to increase the bioavailability of Ca, Zn, and Mg [110]. Yeast strains isolated from sourdoughs, such as *Kluyveromyces marxianus*, can also reduce the phytate content [111]. Combination strains of LAB and yeasts lead to reductions in phytic acid content of more than 40% [112]. Regarding the combination of baker's yeast and sourdough, it can increase the concentration of Ca and Mn in the bread, and, in addition, prolonged fermentations lead to an improvement in the solubility of Mg and P due to acidification [113].

In addition, the pH reduction caused by acidification as a consequence of sourdough fermentation increases the activity of endogenous phytase in the grains, making them even more effective than those of microbial origin [114,115]. The resulting action of a combination of endogenous phytases from different cereals can even completely hydrolyse phytic acid [116]. During the fermentation of legume flour, reductions in phytates due to degradation have also been recorded [117,118].

It has been possible to successfully isolate different LAB strains of the genera *Pediococcus* and *Bifidobacterium*, with high phytase activity [119–121] or to increase their phytase expression through their modification [122].

7. The Role of Sourdough Fermentation on the Levels and the Stability of Bioactive Compounds

Fermentation enhances the presence of bioactive compounds which allow the prevention of various pathologies and diseases related to metabolic syndrome or to cancer [123]. As for cereals, the phytochemicals are divided into flavonoids and non-flavonoid phenols, the latter being more abundant [16]. Since they are mainly found in the outer layers of grains, wholegrain flours are rich in phytochemicals. However, these compounds are sensitive to air contact and their level is reduced in baking processes [23].

The presence of phytochemicals, with antioxidant activity potentially beneficial to health, such as free phenolic acids, total phenolic compounds, or alkylresorcinols, increases with the reduction in pH caused by fermentation processes [124]. Sourdough fermentation contributes to a significant increase in bioactive compound levels and antioxidant activity [123,125–127].

A number of LAB strains are capable of synthesising peptides with an ex vivo antioxidant activity, and with anti-inflammatory and free radical scavenging activities during the fermentation of cereal flours [128,129]. These peptides also maintain their activity in the final product [130]. Colosimo et al. (2020) [131] estimate that fermentations of 72 to 96 h achieve optimal antioxidant activity by increasing the presence of amino acids, organic acids, and aromatic compounds with antioxidant potential. The amount of these compounds is also increased by the protein hydrolysis caused by microbial activity. It should be noted that wheat flour harvested at an advanced stage of maturation presents a greater quantity of bioactive compounds [132], which can reduce the previously mentioned fermentation times.

Meanwhile, other studies have pointed out that the antioxidant activity depends on the type of inoculum and the substrate used in the fermentation [133,134], with numerous examples found in the literature. In the case of *Pediococcus acidilactici* strains incorporated to barley sourdough, they can increase the content of phenolic compounds by 34.6% and the activity of free radical scavengers by 79.7% [135]. The fermentation of durum wheat grain and khamut flour with *L. sanfranciscensis* and *L. brevis* strains slightly increases the release of flavonoids [54]. Lactic acid fermentation also acts in the delivery of bioactive peptides from legume proteins and with the biotransformation of phenols into compounds with higher activity [118]. Strains of *L. acidophilus* that can produce exopolysaccharides (EPS) with antioxidant potential [136] have also been identified. The use of probiotic microorganisms, such as *Enterococcus faecium* and *Kluyveromyces aestuarii*, is currently being studied to boost the antioxidant capacity of bread by increasing the concentration of phenolic compounds [111]. Brewer's spent grain

might also be an option to consider since the enzymatic activity it has been subjected to increases its antioxidant potential [137].

In the sourdough, due to the hydrolysis of the proteins, low molecular weight peptides with angiotensin-converting enzyme (ACE) inhibitory activity are also released [138,139]. These peptides with antihypertensive effects are mainly found in wholemeal flours [140]. Research suggests that, despite the reduction in the content of these peptides during heat treatment, their levels in bread are at a concentration required for their activity in vivo [141]. Fermentation with certain strains of the genus *Lactobacillus* spp. can contribute to increase the concentration of this peptide up to seven times [142].

Moreover, γ -aminobutyric acid (GABA) is a non-protein amino acid, acts as a neurotransmitter, has hypotensive, diuretic, and tranquilizing effects, derived from the decarboxylation of glutamate mediated by enzymes, and it is present in the grain or is generated by some LAB [88]. A remarkable fact is that breads fermented with sourdough have higher levels of GABA than other commercial breads [139,143]. Certain *L. plantarum* and *L. lactis* strains can increase the concentration of GABA in cereal, pseudocereal, and legume flours [144]. Curiel et al. (2015) [117] also detected significant increases in legume flours after sourdough fermentation.

Among the bioactive compounds that see their concentration incremented with fermentation, lunasin stands out. *L. curvatus* and *L. brevis* strains detected in sourdough fermentation can synthesize this compound, a cancer-preventing peptide, increasing its concentration two to four times during fermentation [145]. Studies on legume flour have identified that lunasin-like polypeptides' concentration rose during fermentation due to proteolysis processes [146]. *L. plantarum* and *L. rossiae* strains have also shown a potential for the release of biologically active benzoquinones, which have exhibited antitumour activity in ex vivo trials [147].

Lastly, during the fermentation of buckwheat flour, it has been observed that compounds with antioxidant activity, such as quercetin, remain both in the dough and in the final product [148]. By fermenting rye bran, the availability of phytochemicals is enhanced by increasing the presence of free phenolic acids, released by the degradation of benzoxazinoids and alkylresorcinols [149].

8. Sourdough and Regulation of Gut Microbiota

The term microbiome refers to the total number of microbes and their genetic material, while the microbiota is the microbial population present in different parts of the human body [150]. These microbial populations explain critical features of human biology and play an important role in the regulation of human health and disease. This microbiota is able to degrade and ferment complex carbohydrates in the large intestine to produce basic energy recovery and regulate the health of the intestine through the metabolites produced [151]. The diet and with it, the intake of specific polysaccharides, can change the composition and metabolic activities of the intestinal microbiota, promoting the growth of healthy microbes (*Bifidobacterium*, *Lactobacillus*, or butyrate producing bacteria), the production of short chain fatty acids (SCFA), and the reduction in pH, inhibiting effects towards pathogens [67]. They thus affect the health of the host and the gut by modulating inflammation, and glucose and lipid metabolisms [151]. Fermented products in general and cereal-based foods in particular are characterized by an abundance of ingredients that reach the gastrointestinal tract and are accessible by the gut microorganisms of the host [152]. It is known that sourdough fermentation has the ability to actively delay the digestibility of starch, which can increase the production of indigestible polysaccharides that escape from the small intestine, along with the grain fibres, and can then be fermented by the colonic microbiota [33]. The fermentation of the sourdough can influence intestinal health by different mechanisms, such as modulating the dietary fibre complex and its subsequent fermentation pattern, producing exopolysaccharides (EPS) with prebiotic properties, and/or providing metabolites from LAB fermentation that influence the intestinal microbiota [23]. Certain LAB produce exopolysaccharides, such as glucan, fructans, and gluco- and fructo-oligosaccharides that have potential gut health-promoting properties. Intestinal microbes can metabolize these compounds that have been shown to possess prebiotic properties [153–155]. In this way, the metabolism of these compounds can

generate propionic acid, which has several beneficial effects [156], such as reducing cholesterol and triglyceride levels, and increasing insulin sensitivity.

Although research suggests that the consumption of sourdough breads may be especially beneficial for the modulation and maintenance of the human intestinal microbiome profile, studies on how the consumption of sourdough breads may have effects on both the intestinal microbiota and the release of health-promoting metabolites, are scarce. In this regard, Abbondio et al. (2019) [157] evaluated how these effects influence the composition and function of intestinal microbiota by feeding rats a diet supplemented with sourdough breads. As a result, supplementation of the diet with sourdough bread led to a reduction in specific members of the intestinal microbiota associated with low-protein diets or known intestinal pathogens, and *Bacteroides* spp. and *Clostridium* spp. were detected in larger quantities. In addition, recent research interestingly suggests that the cell wall components of *Lactobacillus plantarum*, a strain present in the sourdough, have the ability to stimulate the immune response in the intestine, even when the bacteria are not alive [158].

Another important contribution of sourdough to the health of the human intestine and the regulation of its microbiome is that the bacterial strains isolated from it have shown to be potential probiotics [159–161]. However, alternatives are still being studied that may respond to the fact that probiotic bacteria present in the sourdough die during the baking process. Although it is undeniable that the process of sourdough fermentation results in a compound-rich product shown to promote human health benefits, it is important to study in more detail the specific effect of sourdough on the intestinal microbiome.

9. Future Trends

Advances in understanding the capacity of improving health-related properties with sourdough fermentation are explained by the extensive research carried out in the last 15 years. Figure 2 provides an overview of the potential of this technology for grain processing.

More than 10 years ago, the reviews by Katina et al. (2005) [22] and Poutanen et al. (2009) [23] ventured a series of future trends, most notably the following: (1) regulation of microbiota, (2) development of products with probiotic properties, (3) optimization of processing conditions, (4) improvement of products other than bread, and (5) increased concentration of bioactive compounds and microbial metabolites.

The last three points are those where most progress has been made [3,10,29,84,102]. Points 3 and 4 are not specific to this review and, although much research has been conducted in recent years, there are still aspects to be studied about point 5, such as the incorporation of certain ingredients rich in fibre, highly digestible starches, or proteins in these microbial metabolites. In addition, there is a greater need for an in-depth regulation of the microbiota and the way to obtain products with probiotic potential, especially because of their close relation with a potential improvement in health. On the other hand, the optimization of the process must focus on a balance between healthy properties and sensory quality.

Many of the trends mentioned are still under study, especially the increase in the concentration of bioactive compounds and microbial metabolites. However, there are other future trends that are currently emerging and have not been addressed by previous reviews. Sourdough fermentation can also help fight inflammatory and high oxidative stress processes among consumers in developing countries [162]. Sourdough fermentation is therefore positioned as a useful tool for health promotion in societies where access to healthcare is not widely spread.

Another trend for the future would be the use of sourdough to reduce the content of harmful components in grain and cereal products, although the literature on this phenomenon is not yet extensive. Nevertheless, it has already been shown that sourdoughs may help reduce the content of sugar added to products by the presence of polyol-producing LAB [163]. They can also prevent the development of pathogens, such as *Clostridium*, by generating conditions that induce states of metabolic latency in them [157]. In addition, some LAB isolated from sourdoughs are able to prevent the growth

of mould [164] and have an anti-aflatoxigenic effect [165]. Finally, the reduction in acrylamide, another compound of major concern in grain and cereal products, by sourdough fermentation, has been addressed, for instance, by Bartkiene et al., 2017 [166]. For future research, it would be interesting to expand knowledge about the microbiota, the temperature, or the raw materials employed for obtaining sourdough.

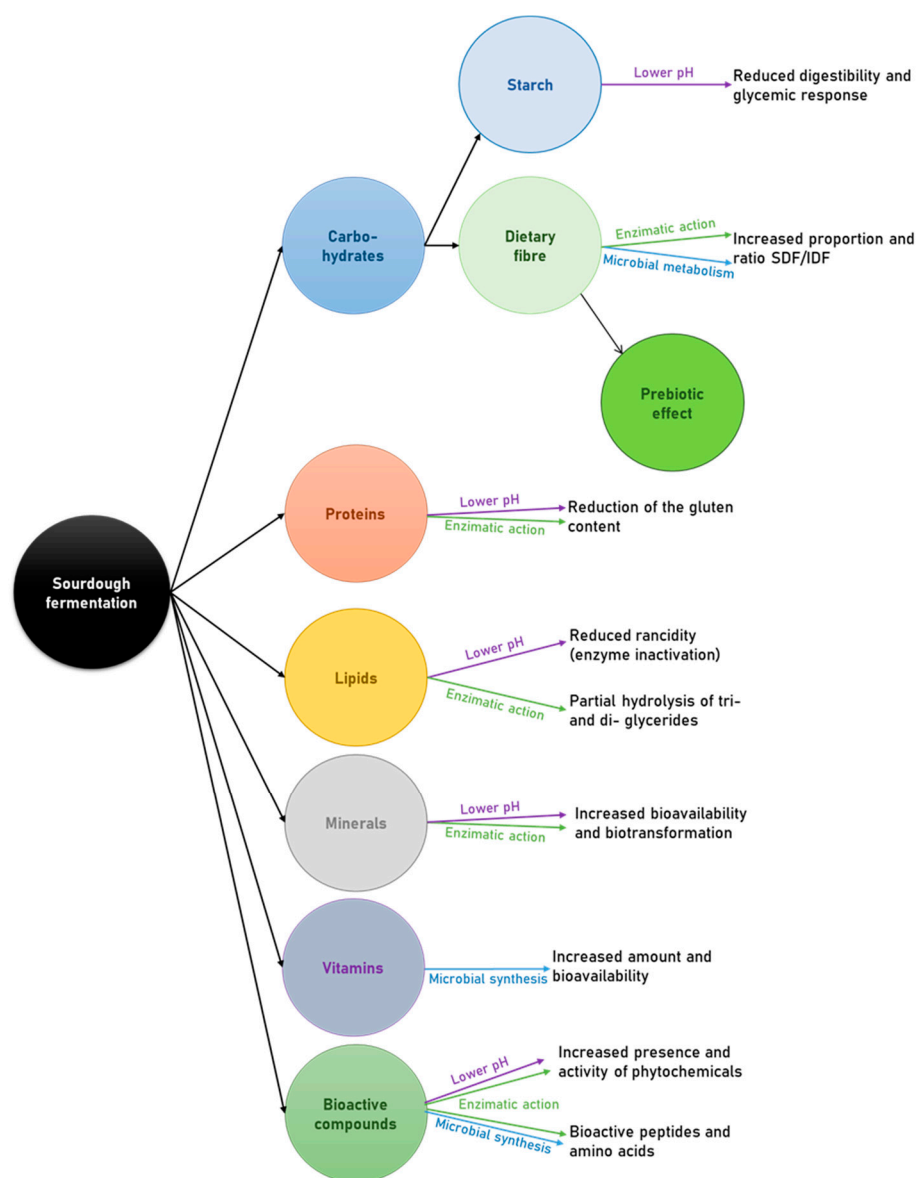


Figure 2. Potential of sourdough fermentation to modify the nutritional quality of cereal and grain-based products.

10. Conclusions

Research on sourdough conducted before the period under study here focused on technological improvements and on the reduction in the gluten content and the glycaemic index of breads. In the last 15 years, although these aspects have remained under study, new research has been initiated on the use of sourdough to improve the potential of grain as well as cereal products and thus, enhance health through various modifications. Improvements cover the modification of nutrients quantity and bioavailability, the generation of bioactive compounds, as well as the reduction of compound contents which could be harmful to certain segments of the population.

Author Contributions: J.F.-P. and C.P. were responsible for the bibliographic search and writing original draft preparation. M.G. was responsible for supervision, writing—review and editing. All authors have read and agreed to the published version of the manuscript.

Funding: This work was supported by the TRANSCOLAB FEDER-Interreg España-Portugal project (0612_TRANS_CO_LAB_2_P).

Conflicts of Interest: The authors declare no conflict of interest.

References

1. Weckx, S.; Van Kerrebroeck, S.; De Vuyst, L. Omics approaches to understand sourdough fermentation processes. *Int. J. Food Microbiol.* **2019**, *302*, 90–102. [[CrossRef](#)] [[PubMed](#)]
2. Zhang, G.; Tu, J.; Sadiq, F.A.; Zhang, W.; Wang, W. Prevalence, Genetic Diversity, and Technological Functions of the *Lactobacillus sanfranciscensis* in Sourdough: A Review. *Compr. Rev. Food Sci. Food Saf.* **2019**, *18*, 1209–1226. [[CrossRef](#)]
3. Gänzle, M.; Ripari, V. Composition and function of sourdough microbiota: From ecological theory to bread quality. *Int. J. Food Microbiol.* **2016**, *239*, 19–25. [[CrossRef](#)] [[PubMed](#)]
4. Torrieri, E.; Pepe, O.; Ventorino, V.; Masi, P.; Cavella, S. Effect of sourdough at different concentrations on quality and shelf life of bread. *LWT* **2014**, *56*, 508–516. [[CrossRef](#)]
5. Cavallo, N.; De Angelis, M.; Calasso, M.; Quinto, M.; Mentana, A.; Minervini, F.; Cappelle, S.; Gobbetti, M. Microbial cell-free extracts affect the biochemical characteristics and sensorial quality of sourdough bread. *Food Chem.* **2017**, *237*, 159–168. [[CrossRef](#)]
6. Wehrle, K.; Arendt, E.K. Rheological Changes in Wheat Sourdough During Controlled and Spontaneous Fermentation. *Cereal Chem. J.* **1998**, *75*, 882–886. [[CrossRef](#)]
7. Sakandar, H.A.; Hussain, R.; Kubow, S.; Sadiq, F.A.; Huang, W.; Imran, M. Sourdough bread: A contemporary cereal fermented product. *J. Food Process. Preserv.* **2019**, *43*, e13883. [[CrossRef](#)]
8. Nionelli, L.; Rizzello, C.G. Sourdough-Based Biotechnologies for the Production of Gluten-Free Foods. *Foods* **2016**, *5*, 65. [[CrossRef](#)]
9. Scherf, K.A.; Wieser, H.; Koehler, P. Novel approaches for enzymatic gluten degradation to create high-quality gluten-free products. *Food Res. Int.* **2018**, *110*, 62–72. [[CrossRef](#)]
10. Arendt, E.K.; Moroni, A.; Zannini, E. Medical nutrition therapy: Use of sourdough lactic acid bacteria as a cell factory for delivering functional biomolecules and food ingredients in gluten free bread. *Microb. Cell Fact.* **2011**, *10*, S15. [[CrossRef](#)]
11. Capriles, V.D.; Santos, F.G.; Arêas, J.A.G. Gluten-free breadmaking: Improving nutritional and bioactive compounds. *J. Cereal Sci.* **2016**, *67*, 83–91. [[CrossRef](#)]
12. Foschia, M.; Horstmann, S.; Arendt, E.K.; Zannini, E. Nutritional therapy—Facing the gap between coeliac disease and gluten-free food. *Int. J. Food Microbiol.* **2016**, *239*, 113–124. [[CrossRef](#)] [[PubMed](#)]
13. Zamaratskaia, G.; Johansson, D.P.; Junqueira, M.A.; Deissler, L.; Langton, M.; Hellström, P.M.; Landberg, R. Impact of sourdough fermentation on appetite and postprandial metabolic responses—A randomised cross-over trial with whole grain rye crispbread. *Br. J. Nutr.* **2017**, *118*, 686–697. [[CrossRef](#)] [[PubMed](#)]
14. Polese, B.; Nicolai, E.; Genovese, D.; Verlezza, V.; La Sala, C.N.; Aiello, M.; Inglese, M.; Incoronato, M.; Sarnelli, G.; De Rosa, T.; et al. Postprandial Gastrointestinal Function Differs after Acute Administration of Sourdough Compared with Brewer’s Yeast Bakery Products in Healthy Adults. *J. Nutr.* **2018**, *148*, 202–208. [[CrossRef](#)] [[PubMed](#)]
15. Rizzello, C.G.; Portincasa, P.; Montemurro, M.; Di Palo, D.M.; Lorusso, M.P.; De Angelis, M.; Bonfrate, L.; Genot, B.; Gobbetti, M. Sourdough Fermented Breads are More Digestible than Those Started with Baker’s Yeast Alone: An In Vivo Challenge Dissecting Distinct Gastrointestinal Responses. *Nutrients* **2019**, *11*, 2954. [[CrossRef](#)] [[PubMed](#)]
16. Gobbetti, M.; De Angelis, M.; Di Cagno, R.; Polo, A.; Rizzello, C.G. The sourdough fermentation is the powerful process to exploit the potential of legumes, pseudo-cereals and milling by-products in baking industry. *Crit. Rev. Food Sci. Nutr.* **2020**, *60*, 2158–2173. [[CrossRef](#)]
17. Rollán, G.; Gerez, C.L.; Leblanc, J.G. Lactic Fermentation as a Strategy to Improve the Nutritional and Functional Values of Pseudocereals. *Front. Nutr.* **2019**, *6*, 98. [[CrossRef](#)]
18. Loponen, J.; Gänzle, M. Use of Sourdough in Low FODMAP Baking. *Foods* **2018**, *7*, 96. [[CrossRef](#)]

19. Menezes, L.A.A.; Minervini, F.; Filannino, P.; Sardaro, M.L.S.; Gatti, M.; Lindner, J.D.D. Effects of Sourdough on FODMAPs in Bread and Potential Outcomes on Irritable Bowel Syndrome Patients and Healthy Subjects. *Front. Microbiol.* **2018**, *9*, 1972. [[CrossRef](#)]
20. Sahin, A.W.; Zannini, E.; Coffey, A.; Arendt, E.K. Sugar reduction in bakery products: Current strategies and sourdough technology as a potential novel approach. *Food Res. Int.* **2019**, *126*, 108583. [[CrossRef](#)]
21. Longoria-García, S.; Cruz-Hernández, M.A.; Flores-Verástegui, M.I.M.; Contreras-Esquivel, J.C.; Montañez-Sáenz, J.C.; Belmares-Cerda, R.E. Potential functional bakery products as delivery systems for prebiotics and probiotics health enhancers. *J. Food Sci. Technol.* **2018**, *55*, 833–845. [[CrossRef](#)] [[PubMed](#)]
22. Katina, K.; Arendt, E.K.; Liukkonen, K.-H.; Autio, K.; Flander, L.; Poutanen, K. Potential of sourdough for healthier cereal products. *Trends Food Sci. Technol.* **2005**, *16*, 104–112. [[CrossRef](#)]
23. Poutanen, K.; Flander, L.; Katina, K. Sourdough and cereal fermentation in a nutritional perspective. *Food Microbiol.* **2009**, *26*, 693–699. [[CrossRef](#)] [[PubMed](#)]
24. Arena, M.P.; Russo, P.; Spano, G.; Capozzi, V. From Microbial Ecology to Innovative Applications in Food Quality Improvements: The Case of Sourdough as a Model Matrix. *J. Multidiscip. Sci. J.* **2020**, *3*, 9–19. [[CrossRef](#)]
25. Minervini, F.; De Angelis, M.; Di Cagno, R.; Gobbetti, M. Ecological parameters influencing microbial diversity and stability of traditional sourdough. *Int. J. Food Microbiol.* **2014**, *171*, 136–146. [[CrossRef](#)]
26. Sanna, M.; Fois, S.; Falchi, G.; Marco, C.; Roggio, T.; Catzeddu, P. Effect of liquid sourdough technology on the pre-biotic, texture, and sensory properties of a crispy flatbread. *Food Sci. Biotechnol.* **2019**, *28*, 721–730. [[CrossRef](#)]
27. Nordlund, E.; Katina, K.; Mykkänen, H.; Poutanen, K. Distinct Characteristics of Rye and Wheat Breads Impact on Their in Vitro Gastric Disintegration and in Vivo Glucose and Insulin Responses. *Foods* **2016**, *5*, 24. [[CrossRef](#)]
28. De Angelis, M.; Rizzello, C.G.; Alfonsi, G.; Arnault, P.; Cappelle, S.; Di Cagno, R.; Gobbetti, M. Use of sourdough lactobacilli and oat fibre to decrease the glycaemic index of white wheat bread. *Br. J. Nutr.* **2007**, *98*, 1196–1205. [[CrossRef](#)]
29. De Angelis, M.; Damiano, N.; Rizzello, C.G.; Cassone, A.; Di Cagno, R.; Gobbetti, M. Sourdough fermentation as a tool for the manufacture of low-glycemic index white wheat bread enriched in dietary fibre. *Eur. Food Res. Technol.* **2009**, *229*, 593–601. [[CrossRef](#)]
30. Lappi, J.; Selinheimo, E.; Schwab, U.; Katina, K.; Lehtinen, P.; Mykkänen, H.; Kolehmainen, M.; Poutanen, K. Sourdough fermentation of wholemeal wheat bread increases solubility of arabinoxylan and protein and decreases postprandial glucose and insulin responses. *J. Cereal Sci.* **2010**, *51*, 152–158. [[CrossRef](#)]
31. Mackay, K.; Tucker, A.; Duncan, A.; Graham, T.; Robinson, L. Whole grain wheat sourdough bread does not affect plasminogen activator inhibitor-1 in adults with normal or impaired carbohydrate metabolism. *Nutr. Metab. Cardiovasc. Dis.* **2012**, *22*, 704–711. [[CrossRef](#)] [[PubMed](#)]
32. Novotni, D.; Curić, D.; Bituh, M.; Barić, I.C.; Skevin, D.; Cukelj, N. Glycemic index and phenolics of partially-baked frozen bread with sourdough. *Int. J. Food Sci. Nutr.* **2010**, *62*, 26–33. [[CrossRef](#)] [[PubMed](#)]
33. Scazzina, F.; Del Rio, D.; Pellegrini, N.; Brighenti, F. Sourdough bread: Starch digestibility and postprandial glycemic response. *J. Cereal Sci.* **2009**, *49*, 419–421. [[CrossRef](#)]
34. Wolter, A.; Hager, A.-S.; Zannini, E.; Arendt, E.K. Influence of sourdough on in vitro starch digestibility and predicted glycemic indices of gluten-free breads. *Food Funct.* **2014**, *5*, 564–572. [[CrossRef](#)]
35. Maioli, M.; Pes, G.M.; Sanna, M.; Cherchi, S.; Dettori, M.; Manca, E.; Farris, G.A. Sourdough-leavened bread improves postprandial glucose and insulin plasma levels in subjects with impaired glucose tolerance. *Acta Diabetol.* **2008**, *45*, 91–96. [[CrossRef](#)]
36. Najjar, A.M.; Parsons, P.M.; Duncan, A.M.; Robinson, L.E.; Yada, R.Y.; Graham, T.E. The acute impact of ingestion of breads of varying composition on blood glucose, insulin and incretins following first and second meals. *Br. J. Nutr.* **2008**, *101*, 391–398. [[CrossRef](#)]
37. Korem, T.; Zeevi, D.; Zmora, N.; Weissbrod, O.; Bar, N.; Lotan-Pompan, M.; Avnit-Sagi, T.; Kosower, N.; Malka, G.; Rein, M.; et al. Bread Affects Clinical Parameters and Induces Gut Microbiome-Associated Personal Glycemic Responses. *Cell Metab.* **2017**, *25*, 1243–1253.e5. [[CrossRef](#)]
38. Johansson, D.; Gutiérrez, J.L.V.; Landberg, R.; Alminger, M.; Langton, M. Impact of food processing on rye product properties and their in vitro digestion. *Eur. J. Nutr.* **2018**, *57*, 1651–1666. [[CrossRef](#)]

39. Montemurro, M.; Coda, R.; Rizzello, C.G. Recent Advances in the Use of Sourdough Biotechnology in Pasta Making. *Foods* **2019**, *8*, 129. [[CrossRef](#)]
40. Fois, S.; Piu, P.P.; Sanna, M.; Roggio, T.; Catzeddu, P. Starch digestibility and properties of fresh pasta made with semolina-based liquid sourdough. *LWT* **2018**, *89*, 496–502. [[CrossRef](#)]
41. Gobbetti, M.; De Angelis, M.; Corsetti, A.; Di Cagno, R. Biochemistry and physiology of sourdough lactic acid bacteria. *Trends Food Sci. Technol.* **2005**, *16*, 57–69. [[CrossRef](#)]
42. Bondia-Pons, I.; Nordlund, E.; Mattila, I.; Katina, K.; Aura, A.-M.; Kolehmainen, M.; Orešič, M.; Mykkänen, H.; Poutanen, K. Postprandial differences in the plasma metabolome of healthy Finnish subjects after intake of a sourdough fermented endosperm rye bread versus white wheat bread. *Nutr. J.* **2011**, *10*, 116. [[CrossRef](#)] [[PubMed](#)]
43. Liljeberg, H.; Björck, I.M. Delayed gastric emptying rate as a potential mechanism for lowered glycemia after eating sourdough bread: Studies in humans and rats using test products with added organic acids or an organic salt. *Am. J. Clin. Nutr.* **1996**, *64*, 886–893. [[CrossRef](#)] [[PubMed](#)]
44. Östman, E.M.; Nilsson, M.; Elmståhl, H.L.; Molin, G.; Björck, I. On the Effect of Lactic Acid on Blood Glucose and Insulin Responses to Cereal Products: Mechanistic Studies in Healthy Subjects and In Vitro. *J. Cereal Sci.* **2002**, *36*, 339–346. [[CrossRef](#)]
45. Liljeberg, H.; Björck, I. Delayed gastric emptying rate may explain improved glycaemia in healthy subjects to a starchy meal with added vinegar. *Eur. J. Clin. Nutr.* **1998**, *52*, 368–371. [[CrossRef](#)] [[PubMed](#)]
46. Pellegrini, N.; Vittadini, E.; Fogliano, V. Designing food structure to slow down digestion in starch-rich products. *Curr. Opin. Food Sci.* **2020**, *32*, 50–57. [[CrossRef](#)]
47. Laatikainen, R.; Koskenpato, J.; Hongisto, S.-M.; Loponen, J.; Poussa, T.; Huang, X.; Sontag-Strohm, T.; Salmenkari, H.; Ić, R.K. Pilot Study: Comparison of Sourdough Wheat Bread and Yeast-Fermented Wheat Bread in Individuals with Wheat Sensitivity and Irritable Bowel Syndrome. *Nutrients* **2017**, *9*, 1215. [[CrossRef](#)]
48. Buddrick, O.; Jones, O.A.H.; Hughes, J.; Kong, I.; Small, D.M. The effect of fermentation and addition of vegetable oil on resistant starch formation in wholegrain breads. *Food Chem.* **2015**, *180*, 181–185. [[CrossRef](#)]
49. Borczak, B.; Sikora, E.; Sikora, M.; Van Haesendonck, I. The impact of sourdough addition to frozen stored wheat-flour rolls on glycemic response in human volunteers. *Starch Stärke* **2011**, *63*, 801–807. [[CrossRef](#)]
50. Shumoy, H.; Van Bockstaele, F.; Devecioglu, D.; Raes, K. Effect of sourdough addition and storage time on in vitro starch digestibility and estimated glycemic index of tef bread. *Food Chem.* **2018**, *264*, 34–40. [[CrossRef](#)]
51. Giuberti, G.; Gallo, A. Reducing the glycaemic index and increasing the slowly digestible starch content in gluten-free cereal-based foods: A review. *Int. J. Food Sci. Technol.* **2017**, *53*, 50–60. [[CrossRef](#)]
52. Wolter, A.; Hager, A.-S.; Zannini, E.; Arendt, E.K. In vitro starch digestibility and predicted glycaemic indexes of buckwheat, oat, quinoa, sorghum, teff and commercial gluten-free bread. *J. Cereal Sci.* **2013**, *58*, 431–436. [[CrossRef](#)]
53. Izydorczyk, M.; Dexter, J. Barley β -glucans and arabinoxylans: Molecular structure, physicochemical properties, and uses in food products—A Review. *Food Res. Int.* **2008**, *41*, 850–868. [[CrossRef](#)]
54. Saa, D.L.T.; Di Silvestro, R.; Dinelli, G.; Gianotti, A. Effect of sourdough fermentation and baking process severity on dietary fibre and phenolic compounds of immature wheat flour bread. *LWT* **2017**, *83*, 26–32. [[CrossRef](#)]
55. Katina, K. *Sourdough: A Tool for the Improved Flavour, Texture and Shelf-Life of Wheat Bread*; ESPOO 2005; Technical Research Centre of Finland; VTT Publications: Espoo, Finland, 2005; pp. 13–41, 53–75.
56. Elleuch, M.; Bedigian, D.; Roiseux, O.; Besbes, S.; Blecker, C.; Attia, H. Dietary fibre and fibre-rich by-products of food processing: Characterisation, technological functionality and commercial applications: A review. *Food Chem.* **2011**, *124*, 411–421. [[CrossRef](#)]
57. Hansen, H.B.; Andreasen, M.F.; Nielsen, M.; Larsen, L.; Knudsen, B.K.; Meyer, A.S.; Christensen, L.P.; Hansen, Å.S. Changes in dietary fibre, phenolic acids and activity of endogenous enzymes during rye bread-making. *Eur. Food Res. Technol.* **2002**, *214*, 33–42. [[CrossRef](#)]
58. Axelsson, L. *Lactic Acid Bacteria Classification and Physiology*, 2nd ed.; Marcel Dekker: New York, NY, USA, 1998; pp. 1–66.
59. Xiao, X.; Tan, C.; Sun, X.; Zhao, Y.; Zhang, J.; Zhu, Y.; Bai, J.; Dong, Y.; Zhou, X. Effects of fermentation on structural characteristics and in vitro physiological activities of barley β -glucan. *Carbohydr. Polym.* **2020**, *231*, 115685. [[CrossRef](#)]

60. Mihhalevski, A.; Nisamedtinov, I.; Hälvin, K.; Ošek, A.; Paalme, T. Stability of B-complex vitamins and dietary fiber during rye sourdough bread production. *J. Cereal Sci.* **2013**, *57*, 30–38. [[CrossRef](#)]
61. Pejcz, E.; Czaja, A.; Wojciechowicz-Budzisz, A.; Gil, Z.; Sychaj, R. The potential of naked barley sourdough to improve the quality and dietary fibre content of barley enriched wheat bread. *J. Cereal Sci.* **2017**, *77*, 97–101. [[CrossRef](#)]
62. Mariotti, M.; Garofalo, C.; Aquilanti, L.; Osimani, A.; Fongaro, L.; Tavoletti, S.; Hager, A.-S.; Clementi, F. Barley flour exploitation in sourdough bread-making: A technological, nutritional and sensory evaluation. *LWT Food Sci. Technol.* **2014**, *59*, 973–980. [[CrossRef](#)]
63. Gänzle, M. Enzymatic and bacterial conversions during sourdough fermentation. *Food Microbiol.* **2014**, *37*, 2–10. [[CrossRef](#)] [[PubMed](#)]
64. Rieder, A.; Holtekjølen, A.K.; Sahlstrøm, S.; Moldestad, A. Effect of barley and oat flour types and sourdoughs on dough rheology and bread quality of composite wheat bread. *J. Cereal Sci.* **2012**, *55*, 44–52. [[CrossRef](#)]
65. Spaggiari, M.; Ricci, A.; Calani, L.; Bresciani, L.; Neviani, E.; Dall’Asta, C.; Lazzi, C.; Galaverna, G. Solid state lactic acid fermentation: A strategy to improve wheat bran functionality. *LWT* **2020**, *118*, 108668. [[CrossRef](#)]
66. Zhao, H.-M.; Guo, X.-N.; Zhu, K.-X. Impact of solid state fermentation on nutritional, physical and flavor properties of wheat bran. *Food Chem.* **2017**, *217*, 28–36. [[CrossRef](#)] [[PubMed](#)]
67. Paesani, C.; Degano, A.L.; Salvucci, E.; Zaloznik, M.I.; Fabi, J.P.; Sciarini, L.S.; Perez, G.T. Soluble arabinoxylans extracted from soft and hard wheat show a differential prebiotic effect in vitro and in vivo. *J. Cereal Sci.* **2020**, *93*, 102956. [[CrossRef](#)]
68. Gänzle, M.G. Food fermentations for improved digestibility of plant foods—An essential ex situ digestion step in agricultural societies? *Curr. Opin. Food Sci.* **2020**, *32*, 124–132. [[CrossRef](#)]
69. Menezes, L.A.A.; Molognoni, L.; Ploêncio, L.A.D.S.; Costa, F.B.M.; Daguier, H.; Lindner, J.D.D. Use of sourdough fermentation to reducing FODMAPs in breads. *Eur. Food Res. Technol.* **2019**, *245*, 1183–1195. [[CrossRef](#)]
70. Ziegler, J.U.; Steiner, D.; Longin, C.F.H.; Würschum, T.; Schweiggert, R.; Carle, R. Wheat and the irritable bowel syndrome—FODMAP levels of modern and ancient species and their retention during bread making. *J. Funct. Foods* **2016**, *25*, 257–266. [[CrossRef](#)]
71. Rizzello, C.G.; De Angelis, M.; Di Cagno, R.; Camarca, A.; Silano, M.; Losito, I.; De Vincenzi, M.; De Bari, M.D.; Palmisano, F.; Maurano, F.; et al. Highly Efficient Gluten Degradation by Lactobacilli and Fungal Proteases during Food Processing: New Perspectives for Celiac Disease. *Appl. Environ. Microbiol.* **2007**, *73*, 4499–4507. [[CrossRef](#)]
72. Wu, J.; Loponen, J.; Gobetti, M. Proteolysis in sourdough fermentations: Mechanisms and potential for improved bread quality. *Trends Food Sci. Technol.* **2008**, *19*, 513–521. [[CrossRef](#)]
73. Thiele, C.; Grassl, S.; Gänzle, M. Gluten Hydrolysis and Depolymerization during Sourdough Fermentation. *J. Agric. Food Chem.* **2004**, *52*, 1307–1314. [[CrossRef](#)] [[PubMed](#)]
74. Yin, Y.; Wang, J.; Yang, S.; Feng, J.; Jia, F.; Zhang, C. Protein Degradation in Wheat Sourdough Fermentation with *Lactobacillus plantarum* M616. *Interdiscip. Sci. Comput. Life Sci.* **2015**, *7*, 205–210. [[CrossRef](#)] [[PubMed](#)]
75. Zotta, T.; Piraino, P.; Ricciardi, A.; McSweeney, P.L.H.; Parente, E. Proteolysis in Model Sourdough Fermentations. *J. Agric. Food Chem.* **2006**, *54*, 2567–2574. [[CrossRef](#)] [[PubMed](#)]
76. Arendt, E.K.; Ryan, L.A.; Bello, F.D. Impact of sourdough on the texture of bread. *Food Microbiol.* **2007**, *24*, 165–174. [[CrossRef](#)]
77. Freitag, T.L.; Loponen, J.; Messing, M.; Zevallos, V.; Andersson, L.C.; Sontag-Strohm, T.; Saavalainen, P.; Schuppan, D.; Salovaara, H.; Meri, S. Testing safety of germinated rye sourdough in a celiac disease model based on the adoptive transfer of prolamins-primed memory T cells into lymphopenic mice. *Am. J. Physiol. Liver Physiol.* **2014**, *306*, G526–G534. [[CrossRef](#)]
78. Loponen, J.; Sontag-Strohm, T.; Venäläinen, J.; Salovaara, H. Prolamin Hydrolysis in Wheat Sourdoughs with Differing Proteolytic Activities. *J. Agric. Food Chem.* **2007**, *55*, 978–984. [[CrossRef](#)]
79. Tuukkanen, K.; Loponen, J.; Mikola, M.; Sontag-Strohm, T.; Salovaara, H. Degradation of Secalins During Rye Sourdough Fermentation. *Cereal Chem. J.* **2005**, *82*, 677–682. [[CrossRef](#)]
80. Waters, D.M.; Jacob, F.; Titze, J.; Arendt, E.K.; Zannini, E. Fibre, protein and mineral fortification of wheat bread through milled and fermented brewer’s spent grain enrichment. *Eur. Food Res. Technol.* **2012**, *235*, 767–778. [[CrossRef](#)]

81. Di Cagno, R.; Barbato, M.; Di Camillo, C.; Rizzello, C.G.; De Angelis, M.; Giuliani, G.; De Vincenzi, M.; Gobbetti, M.; Cucchiara, S. Gluten-free Sourdough Wheat Baked Goods Appear Safe for Young Celiac Patients: A Pilot Study. *J. Pediatr. Gastroenterol. Nutr.* **2010**, *51*, 777–783. [[CrossRef](#)]
82. Greco, L.; Gobbetti, M.; Auricchio, R.; Di Mase, R.; Landolfo, F.; Paparo, F.; Di Cagno, R.; De Angelis, M.; Rizzello, C.G.; Cassone, A.; et al. Safety for Patients With Celiac Disease of Baked Goods Made of Wheat Flour Hydrolyzed during Food Processing. *Clin. Gastroenterol. Hepatol.* **2011**, *9*, 24–29. [[CrossRef](#)]
83. Rizzello, C.G.; Montemurro, M.; Gobbetti, M. Characterization of the Bread Made with Durum Wheat Semolina Rendered Gluten Free by Sourdough Biotechnology in Comparison with Commercial Gluten-Free Products. *J. Food Sci.* **2016**, *81*, H2263–H2272. [[CrossRef](#)]
84. Curiel, J.A.; Coda, R.; Limitone, A.; Katina, K.; Raulio, M.; Giuliani, G.; Rizzello, C.G.; Gobbetti, M. Manufacture and characterization of pasta made with wheat flour rendered gluten-free using fungal proteases and selected sourdough lactic acid bacteria. *J. Cereal Sci.* **2014**, *59*, 79–87. [[CrossRef](#)]
85. Chiş, M.S.; Păucean, A.; Stan, L.; Suharoschi, R.; Socaci, S.A.; Man, S.M.; Pop, C.R.; Muste, S. Impact of protein metabolic conversion and volatile derivatives on gluten-free muffins made with quinoa sourdough. *CyTA J. Food* **2019**, *17*, 744–753. [[CrossRef](#)]
86. Koistinen, V.M.; Mattila, O.; Katina, K.; Poutanen, K.; Aura, A.-M.; Hanhineva, K. Metabolic profiling of sourdough fermented wheat and rye bread. *Sci. Rep.* **2018**, *8*, 5684. [[CrossRef](#)] [[PubMed](#)]
87. Rosa-Sibakov, N.; Poutanen, K.; Micard, V. How does wheat grain, bran and aleurone structure impact their nutritional and technological properties? *Trends Food Sci. Technol.* **2015**, *41*, 118–134. [[CrossRef](#)]
88. Rizzello, C.G.; Nionelli, L.; Coda, R.; De Angelis, M.; Gobbetti, M. Effect of sourdough fermentation on stabilisation, and chemical and nutritional characteristics of wheat germ. *Food Chem.* **2010**, *119*, 1079–1089. [[CrossRef](#)]
89. Pétel, C.; Onno, B.; Prost, C. Sourdough volatile compounds and their contribution to bread: A review. *Trends Food Sci. Technol.* **2017**, *59*, 105–123. [[CrossRef](#)]
90. Rocha, J.M.; Kalo, P.J.; Malcata, F.X. Composition of neutral lipid classes and content of fatty acids throughout sourdough breadmaking. *Eur. J. Lipid Sci. Technol.* **2011**, *114*, 294–305. [[CrossRef](#)]
91. Rocha, J.M.; Kalo, P.J.; Malcata, F.X. Fatty Acid Composition of Non-Starch and Starch Neutral Lipid Extracts of Portuguese Sourdough Bread. *J. Am. Oil Chem. Soc.* **2012**, *89*, 2025–2045. [[CrossRef](#)]
92. Gómez, M.; Del Real, S.; Rosell, C.M.; Ronda, F.; Blanco, C.A.; Caballero, P.A. Functionality of different emulsifiers on the performance of breadmaking and wheat bread quality. *Eur. Food Res. Technol.* **2004**, *219*, 145–150. [[CrossRef](#)]
93. Black, B.A.; Zannini, E.; Curtis, J.M.; Gänzle, M.G. Antifungal Hydroxy Fatty Acids Produced during Sourdough Fermentation: Microbial and Enzymatic Pathways, and Antifungal Activity in Bread. *Appl. Environ. Microbiol.* **2013**, *79*, 1866–1873. [[CrossRef](#)] [[PubMed](#)]
94. Axel, C.; Röcker, B.; Brosnan, B.; Zannini, E.; Furey, A.; Coffey, A.; Arendt, E.K. Application of *Lactobacillus amylovorus* DSM19280 in gluten-free sourdough bread to improve the microbial shelf life. *Food Microbiol.* **2015**, *47*, 36–44. [[CrossRef](#)] [[PubMed](#)]
95. Capozzi, V.; Menga, V.; Digesù, A.M.; De Vita, P.; Van Sinderen, D.; Cattivelli, L.; Fares, C.; Spano, G. Biotechnological Production of Vitamin B2-Enriched Bread and Pasta. *J. Agric. Food Chem.* **2011**, *59*, 8013–8020. [[CrossRef](#)] [[PubMed](#)]
96. Gujska, E.; Majewska, K. Effect of Baking Process on Added Folic Acid and Endogenous Foliates Stability in Wheat and Rye Breads. *Plant Foods Hum. Nutr.* **2005**, *60*, 37–42. [[CrossRef](#)]
97. Okoroafor, I.; Banwo, K.; Olanbiwoninu, A.A.; Odunfa, S.A. Folate Enrichment of Ogi (a Fermented Cereal Gruel) Using Folate Producing Starter Cultures. *Adv. Microbiol.* **2019**, *9*, 177–193. [[CrossRef](#)]
98. Leblanc, J.G.; Laiño, J.; Del Valle, M.J.; Vannini, V.; Van Sinderen, D.; Taranto, M.; De Valdez, G.F.; De Giori, G.S.; Sesma, F. B-Group vitamin production by lactic acid bacteria—Current knowledge and potential applications. *J. Appl. Microbiol.* **2011**, *111*, 1297–1309. [[CrossRef](#)]
99. Capozzi, V.; Russo, P.; Dueñas, M.T.; López, P.; Spano, G. Lactic acid bacteria producing B-group vitamins: A great potential for functional cereals products. *Appl. Microbiol. Biotechnol.* **2012**, *96*, 1383–1394. [[CrossRef](#)]
100. Sieuwerts, S.; Bron, P.A.; Smid, E.J. Mutually stimulating interactions between lactic acid bacteria and *Saccharomyces cerevisiae* in sourdough fermentation. *LWT* **2018**, *90*, 201–206. [[CrossRef](#)]
101. Chawla, S.; Nagal, S. Sourdough in bread-making: An ancient technology to solve modern issues. *Int. J. Ind. Biotechnol. Biomater.* **2015**, *1*. [[CrossRef](#)]

102. Montemurro, M.; Pontonio, E.; Gobbetti, M.; Rizzello, C.G. Investigation of the nutritional, functional and technological effects of the sourdough fermentation of sprouted flours. *Int. J. Food Microbiol.* **2019**, *302*, 47–58. [[CrossRef](#)]
103. Edelmann, M.; Chamlagain, B.; Santin, M.; Kariluoto, S.; Piironen, V. Stability of added and in situ-produced vitamin B12 in breadmaking. *Food Chem.* **2016**, *204*, 21–28. [[CrossRef](#)] [[PubMed](#)]
104. Balk, J.; Connorton, J.M.; Wan, Y.; Lovegrove, A.; Moore, K.L.; Uauy, C.; Sharp, P.A.; Shewry, P.R. Improving wheat as a source of iron and zinc for global nutrition. *Nutr. Bull.* **2019**, *44*, 53–59. [[CrossRef](#)] [[PubMed](#)]
105. Rizzello, C.G.; Coda, R.; Mazzacane, F.; Minervini, D.; Gobbetti, M. Micronized by-products from debranned durum wheat and sourdough fermentation enhanced the nutritional, textural and sensory features of bread. *Food Res. Int.* **2012**, *46*, 304–313. [[CrossRef](#)]
106. Lioger, D.; Leenhardt, F.; Demigné, C.; Révész, C. Sourdough fermentation of wheat fractions rich in fibres before their use in processed food. *J. Sci. Food Agric.* **2007**, *87*, 1368–1373. [[CrossRef](#)]
107. Lopez, W.; Duclos, V.; Coudray, C.; Krespine, V.; Feillet-Coudray, C.; Messenger, A.; Demigné, C.; Révész, C. Making bread with sourdough improves mineral bioavailability from reconstituted whole wheat flour in rats. *Nutrition* **2003**, *19*, 524–530. [[CrossRef](#)]
108. Rodríguez-Ramiro, I.; Brearley, C.A.; Bruggaber, S.; Perfecto, A.; Shewry, P.; Fairweather-Tait, S. Assessment of iron bioavailability from different bread making processes using an in vitro intestinal cell model. *Food Chem.* **2017**, *228*, 91–98. [[CrossRef](#)] [[PubMed](#)]
109. Di Nunzio, M.; Bordoni, A.; Aureli, F.; Cubadda, F.; Gianotti, A. Sourdough Fermentation Favorably Influences Selenium Biotransformation and the Biological Effects of Flatbread. *Nutrients* **2018**, *10*, 1898. [[CrossRef](#)]
110. Di Cagno, R.; Rizzello, C.G.; De Angelis, M.; Cassone, A.; Giuliani, G.; Benedusi, A.; Limitone, A.; Surico, R.F.; Gobbetti, M. Use of Selected Sourdough Strains of Lactobacillus for Removing Gluten and Enhancing the Nutritional Properties of Gluten-Free Bread. *J. Food Prot.* **2008**, *71*, 1491–1495. [[CrossRef](#)]
111. Fekri, A.; Torbati, M.; Khosrowshahi, A.Y.; Shamloo, H.B.; Azadmard-Damirchi, S. Functional effects of phytate-degrading, probiotic lactic acid bacteria and yeast strains isolated from Iranian traditional sourdough on the technological and nutritional properties of whole wheat bread. *Food Chem.* **2020**, *306*, 125620. [[CrossRef](#)]
112. Karaman, K.; Sagdic, O.; Durak, M.Z. Use of phytase active yeasts and lactic acid bacteria isolated from sourdough in the production of whole wheat bread. *LWT* **2018**, *91*, 557–567. [[CrossRef](#)]
113. Helou, C.; Gadonna-Widehem, P.; Robert, N.; Branlard, G.; Thebault, J.; Librere, S.; Jacquot, S.; Mardon, J.; Piquet-Pissaloux, A.; Chapron, S.; et al. The impact of raw materials and baking conditions on Maillard reaction products, thiamine, folate, phytic acid and minerals in white bread. *Food Funct.* **2016**, *7*, 2498–2507. [[CrossRef](#)] [[PubMed](#)]
114. García-Mantrana, I.; Yebra, M.J.; Haros, M.; Monedero, V. Expression of bifidobacterial phytases in Lactobacillus casei and their application in a food model of whole-grain sourdough bread. *Int. J. Food Microbiol.* **2016**, *216*, 18–24. [[CrossRef](#)] [[PubMed](#)]
115. Leenhardt, F.; Levrat-Verny, M.-A.; Chanliaud, E.; Révész, C. Moderate Decrease of pH by Sourdough Fermentation Is Sufficient To Reduce Phytate Content of Whole Wheat Flour through Endogenous Phytase Activity. *J. Agric. Food Chem.* **2005**, *53*, 98–102. [[CrossRef](#)] [[PubMed](#)]
116. Baye, K.; Mouquet-Rivier, C.; Icard-Vernière, C.; Rochette, I.; Guyot, J.-P. Influence of flour blend composition on fermentation kinetics and phytate hydrolysis of sourdough used to make injera. *Food Chem.* **2013**, *138*, 430–436. [[CrossRef](#)]
117. Curiel, J.A.; Coda, R.; Centomani, I.; Summo, C.; Gobbetti, M.; Rizzello, C.G. Exploitation of the nutritional and functional characteristics of traditional Italian legumes: The potential of sourdough fermentation. *Int. J. Food Microbiol.* **2015**, *196*, 51–61. [[CrossRef](#)]
118. Gabriele, M.; Sparvoli, F.; Bollini, R.; Lubrano, V.; Longo, V.; Pucci, L. The Impact of Sourdough Fermentation on Non-Nutritive Compounds and Antioxidant Activities of Flours from Different Phaseolus Vulgaris L. Genotypes. *J. Food Sci.* **2019**, *84*, 1929–1936. [[CrossRef](#)]
119. Doğan, M.; Tekiner, I.H. Extracellular phytase activities of lactic acid bacteria in sour-dough mix prepared from traditionally produced boza as starter culture. *Food Health* **2020**, *6*, 117–127. [[CrossRef](#)]
120. Moroni, A.V.; Bello, F.D.; Arendt, E.K. Sourdough in gluten-free bread-making: An ancient technology to solve a novel issue? *Food Microbiol.* **2009**, *26*, 676–684. [[CrossRef](#)]

121. Palacios, M.C.; Haros, M.; Rosell, C.M.; Sanz, Y. Selection of phytate-degrading human bifidobacteria and application in whole wheat dough fermentation. *Food Microbiol.* **2008**, *25*, 169–176. [[CrossRef](#)]
122. Garcia-Mantrana, I.; Monedero, V.; Haros, M. Myo-inositol hexakisphosphate degradation by *Bifidobacterium pseudocatenulatum* ATCC 27919 improves mineral availability of high fibre rye-wheat sour bread. *Food Chem.* **2015**, *178*, 267–275. [[CrossRef](#)]
123. Rizzello, C.G.; Tagliacruzchi, D.; Babini, E.; Rutella, G.S.; Saa, D.L.T.; Gianotti, A. Bioactive peptides from vegetable food matrices: Research trends and novel biotechnologies for synthesis and recovery. *J. Funct. Foods* **2016**, *27*, 549–569. [[CrossRef](#)]
124. Katina, K.; Liukkonen, K.-H.; Kaukovirta-Norja, A.; Adlercreutz, H.; Heinonen, S.-M.; Lampi, A.-M.; Pihlava, J.-M.; Poutanen, K. Fermentation-induced changes in the nutritional value of native or germinated rye. *J. Cereal Sci.* **2007**, *46*, 348–355. [[CrossRef](#)]
125. Đorđević, T.M.; Šiler-Marinković, S.S.; Dimitrijević-Branković, S.I. Effect of fermentation on antioxidant properties of some cereals and pseudo cereals. *Food Chem.* **2010**, *119*, 957–963. [[CrossRef](#)]
126. Gandhi, A.; Dey, G. Fermentation responses and in vitro radical scavenging activities of *Fagopyrum esculentum*. *Int. J. Food Sci. Nutr.* **2012**, *64*, 53–57. [[CrossRef](#)]
127. Hayta, M.; Ertop, M.H. Optimisation of sourdough bread incorporation into wheat bread by response surface methodology: Bioactive and nutritional properties. *Int. J. Food Sci. Technol.* **2017**, *52*, 1828–1835. [[CrossRef](#)]
128. Coda, R.; Rizzello, C.G.; Pinto, D.; Gobbetti, M. Selected Lactic Acid Bacteria Synthesize Antioxidant Peptides during Sourdough Fermentation of Cereal Flours. *Appl. Environ. Microbiol.* **2011**, *78*, 1087–1096. [[CrossRef](#)]
129. Galli, V.; Mazzoli, L.; Luti, S.; Venturi, M.; Guerrini, S.; Paoli, P.; Vincenzini, M.; Granchi, L.; Pazzagli, L. Effect of selected strains of lactobacilli on the antioxidant and anti-inflammatory properties of sourdough. *Int. J. Food Microbiol.* **2018**, *286*, 55–65. [[CrossRef](#)]
130. Luti, S.; Mazzoli, L.; Ramazzotti, M.; Galli, V.; Venturi, M.; Marino, G.; Lehmann, M.; Guerrini, S.; Granchi, L.; Paoli, P.; et al. Antioxidant and anti-inflammatory properties of sourdoughs containing selected Lactobacilli strains are retained in breads. *Food Chem.* **2020**, *322*, 126710. [[CrossRef](#)]
131. Colosimo, R.; Gabriele, M.; Cifelli, M.; Longo, V.; Domenici, V.; Pucci, L. The effect of sourdough fermentation on *Triticum dicoccum* from Garfagnana: ¹H NMR characterization and analysis of the antioxidant activity. *Food Chem.* **2020**, *305*, 125510. [[CrossRef](#)]
132. Saa, D.L.T.; Di Silvestro, R.; Nissen, L.; Dinelli, G.; Gianotti, A. Effect of sourdough fermentation and baking process severity on bioactive fiber compounds in immature and ripe wheat flour bread. *LWT* **2018**, *89*, 322–328. [[CrossRef](#)]
133. Banu, I.; Vasilean, I.; Aprodu, I. Effect of Lactic Fermentation on Antioxidant Capacity of Rye Sourdough and Bread. *Food Sci. Technol. Res.* **2010**, *16*, 571–576. [[CrossRef](#)]
134. Pallin, A.; Agback, P.; Jonsson, H.; Roos, S. Evaluation of growth, metabolism and production of potentially bioactive components during fermentation of barley with *Lactobacillus reuteri*. *Food Microbiol.* **2016**, *57*, 159–171. [[CrossRef](#)] [[PubMed](#)]
135. Bartkiene, E.; Vizbickiene, D.; Bartkevics, V.; Pugajeva, I.; Krungleviciute, V.; Zadeike, D.; Zavistanaviciute, P.; Juodeikiene, G. Application of *Pediococcus acidilactici* LUHS29 immobilized in apple pomace matrix for high value wheat-barley sourdough bread. *LWT* **2017**, *83*, 157–164. [[CrossRef](#)]
136. Abedfar, A.; Abbaszadeh, S.; Hosseininezhad, M.; Taghdir, M. Physicochemical and biological characterization of the EPS produced by *L. acidophilus* isolated from rice bran sourdough. *LWT* **2020**, *127*, 109373. [[CrossRef](#)]
137. Ktenioudaki, A.; Alvarez-Jubete, L.; Smyth, T.J.; Kilcawley, K.; Rai, D.K.; Gallagher, E. Application of bioprocessing techniques (sourdough fermentation and technological aids) for brewer's spent grain breads. *Food Res. Int.* **2015**, *73*, 107–116. [[CrossRef](#)]
138. Nakamura, T.; Yoshida, A.; Komatsuzaki, N.; Kawasumi, T.; Shima, J. Isolation and Characterization of a Low Molecular Weight Peptide Contained in Sourdough. *J. Agric. Food Chem.* **2007**, *55*, 4871–4876. [[CrossRef](#)]
139. Peñas, E.; Diana, M.; Frias, J.; Quílez, J.; Emartinez-Villaluenga, C. A Multistrategic Approach in the Development of Sourdough Bread Targeted Towards Blood Pressure Reduction. *Plant Foods Hum. Nutr.* **2015**, *70*, 97–103. [[CrossRef](#)]
140. Rizzello, C.G.; Cassone, A.; Di Cagno, R.; Gobbetti, M. Synthesis of Angiotensin I-Converting Enzyme (ACE)-Inhibitory Peptides and γ -Aminobutyric Acid (GABA) during Sourdough Fermentation by Selected Lactic Acid Bacteria. *J. Agric. Food Chem.* **2008**, *56*, 6936–6943. [[CrossRef](#)]

141. Zhao, C.J.; Hu, Y.; Schieber, A.; Gänzle, M. Fate of ACE-inhibitory peptides during the bread-making process: Quantification of peptides in sourdough, bread crumb, steamed bread and soda crackers. *J. Cereal Sci.* **2013**, *57*, 514–519. [[CrossRef](#)]
142. Hu, Y.; Stromeck, A.; Loponen, J.; Lopes-Lutz, D.; Schieber, A.; Gänzle, M.G. LC-MS/MS Quantification of Bioactive Angiotensin I-Converting Enzyme Inhibitory Peptides in Rye Malt Sourdoughs. *J. Agric. Food Chem.* **2011**, *59*, 11983–11989. [[CrossRef](#)]
143. Diana, M.; Rafecas, M.; Quilez, J. Free amino acids, acrylamide and biogenic amines in gamma-aminobutyric acid enriched sourdough and commercial breads. *J. Cereal Sci.* **2014**, *60*, 639–644. [[CrossRef](#)]
144. Coda, R.; Rizzello, C.G.; Gobbetti, M. Use of sourdough fermentation and pseudo-cereals and leguminous flours for the making of a functional bread enriched of γ -aminobutyric acid (GABA). *Int. J. Food Microbiol.* **2010**, *137*, 236–245. [[CrossRef](#)] [[PubMed](#)]
145. Rizzello, C.G.; Nionelli, L.; Coda, R.; Gobbetti, M. Synthesis of the Cancer Preventive Peptide Lunasin by Lactic Acid Bacteria During Sourdough Fermentation. *Nutr. Cancer* **2012**, *64*, 111–120. [[CrossRef](#)] [[PubMed](#)]
146. Rizzello, C.G.; Hernández-Ledesma, B.; Fernández-Tomé, S.; Curiel, J.A.; Pinto, D.; Marzani, B.; Coda, R.; Gobbetti, M. Italian legumes: Effect of sourdough fermentation on lunasin-like polypeptides. *Microb. Cell Fact.* **2015**, *14*, 1–20. [[CrossRef](#)]
147. Rizzello, C.; Mueller, T.; Coda, R.; Reipsch, F.; Nionelli, L.; Curiel, J.A.; Gobbetti, M. Synthesis of 2-methoxy benzoquinone and 2,6-dimethoxybenzoquinone by selected lactic acid bacteria during sourdough fermentation of wheat germ. *Microb. Cell Fact.* **2013**, *12*, 105. [[CrossRef](#)]
148. Lukšič, L.; Bonafaccia, G.; Timoracka, M.; Vollmannova, A.; Trček, J.; Nyambe, T.K.; Melini, V.; Acquistucci, R.; Germ, M.; Kreft, I. Rutin and quercetin transformation during preparation of buckwheat sourdough bread. *J. Cereal Sci.* **2016**, *69*, 71–76. [[CrossRef](#)]
149. Koistinen, V.M.; Katina, K.; Nordlund, E.; Poutanen, K.; Hanhineva, K. Changes in the phytochemical profile of rye bran induced by enzymatic bioprocessing and sourdough fermentation. *Food Res. Int.* **2016**, *89*, 1106–1115. [[CrossRef](#)]
150. Bakhtiar, S.M.; Leblanc, A.D.M.D.; Salvucci, E.; Yoon, B.-J.; Martín, R.; Langella, P.; Chatel, J.-M.; Miyoshi, A.; Bermúdez-Humarán, L.G.; Azevedo, V. Implications of the human microbiome in inflammatory bowel diseases. *FEMS Microbiol. Lett.* **2013**, *342*, 10–17. [[CrossRef](#)]
151. Chassard, C.; Lacroix, C. Carbohydrates and the human gut microbiota. *Curr. Opin. Clin. Nutr. Metab. Care* **2013**, *16*, 453–460. [[CrossRef](#)]
152. Tsafarakidou, P.; Michaelidou, A.-M.; Biliaderis, C.G. Fermented Cereal-based Products: Nutritional Aspects, Possible Impact on Gut Microbiota and Health Implications. *Foods* **2020**, *9*, 734. [[CrossRef](#)]
153. Korakli, M.; Ganzle, M.; Vogel, R. Metabolism by bifidobacteria and lactic acid bacteria of polysaccharides from wheat and rye, and exopolysaccharides produced by *Lactobacillus sanfranciscensis*. *J. Appl. Microbiol.* **2002**, *92*, 958–965. [[CrossRef](#)] [[PubMed](#)]
154. Nam, S.-H.; Ko, E.-A.; Jin, X.-J.; Breton, V.; Abada, E.; Kim, Y.-M.; Kimura, A.; Kim, D. Synthesis of Thermo- and Acid-stable Novel Oligosaccharides by Using Dextranase with High Concentration of Sucrose. *J. Appl. Glycosci.* **2007**, *54*, 147–155. [[CrossRef](#)]
155. Tiekink, M.; Wu, J. Exopolysaccharides from cereal-associated lactobacilli. *Trends Food Sci. Technol.* **2005**, *16*, 79–84. [[CrossRef](#)]
156. Jann, A.; Arragoni, E.; Florence, R.; Schmid, D.; Bauche, A. Method for Increasing the Production of Propionate in the Gastrointestinal Tract. U.S. Patent 7,091,194, 15 August 2006.
157. Abbondio, M.; Palomba, A.; Tanca, A.; Fraumene, C.; Pagnozzi, D.; Serra, M.; Marongiu, F.; Laconi, E.; Uzzau, S. Fecal Metaproteomic Analysis Reveals Unique Changes of the Gut Microbiome Functions after Consumption of Sourdough Carasau Bread. *Front. Microbiol.* **2019**, *10*, 1733. [[CrossRef](#)]
158. Van Baarlen, P.; Troost, F.J.; Van Hemert, S.; Van Der Meer, C.; De Vos, W.M.; De Groot, P.J.; Hooiveld, G.J.E.J.; Brummer, R.-J.; Kleerebezem, M. Differential NF- κ B pathways induction by *Lactobacillus plantarum* in the duodenum of healthy humans correlating with immune tolerance. *Proc. Natl. Acad. Sci. USA* **2009**, *106*, 2371–2376. [[CrossRef](#)]
159. Denkova, R.; Georgieva, L.; Denkova, Z.; Urshev, Z. Biochemical and technological properties of *Lactobacillus plantarum* X2 from naturally fermented sourdough. *J. Food Packag. Sci. Tech. Technol.* **2012**, *1*, 2–8.

160. Ilha, E.C.; Da Silva, T.; Lorenz, J.G.; Rocha, G.D.O.; Sant'Anna, E.S. Lactobacillus paracasei isolated from grape sourdough: Acid, bile, salt, and heat tolerance after spray drying with skim milk and cheese whey. *Eur. Food Res. Technol.* **2014**, *240*, 977–984. [[CrossRef](#)]
161. Penaloza-Vazquez, A.; Ma, L.M.; Rayas-Duarte, P. Isolation and characterization of Bacillus spp. strains as potential probiotics for poultry. *Can. J. Microbiol.* **2019**, *65*, 762–774. [[CrossRef](#)]
162. Laurent-Babot, C.; Guyot, J.-P. Should Research on the Nutritional Potential and Health Benefits of Fermented Cereals Focus More on the General Health Status of Populations in Developing Countries? *Microorganisms* **2017**, *5*, 40. [[CrossRef](#)]
163. Jeske, S.; Zannini, E.; Lynch, K.M.; Coffey, A.; Arendt, E.K. Polyol-producing lactic acid bacteria isolated from sourdough and their application to reduce sugar in a quinoa-based milk substitute. *Int. J. Food Microbiol.* **2018**, *286*, 31–36. [[CrossRef](#)]
164. Bartkiene, E.; Lele, V.; Ruzauskas, M.; Domig, K.J.; Starkute, V.; Zavistanaviciute, P.; Bartkevics, V.; Pugajeva, I.; Klupsaite, D.; Juodeikiene, G.; et al. Lactic Acid Bacteria Isolation from Spontaneous Sourdough and Their Characterization Including Antimicrobial and Antifungal Properties Evaluation. *Microorganisms* **2019**, *8*, 64. [[CrossRef](#)] [[PubMed](#)]
165. Sadeghi, A.; Ebrahimi, M.; Raeisi, M.; Nematollahi, Z. Biological control of foodborne pathogens and aflatoxins by selected probiotic LAB isolated from rice bran sourdough. *Biol. Control* **2019**, *130*, 70–79. [[CrossRef](#)]
166. Zadeike, D.; Bartkevics, V.; Krungleviciute, V.; Pugajeva, I.; Zadeike, D.; Juodeikiene, G. Lactic Acid Bacteria Combinations for Wheat Sourdough Preparation and Their Influence on Wheat Bread Quality and Acrylamide Formation. *J. Food Sci.* **2017**, *82*, 2371–2378. [[CrossRef](#)]

Publisher's Note: MDPI stays neutral with regard to jurisdictional claims in published maps and institutional affiliations.



© 2020 by the authors. Licensee MDPI, Basel, Switzerland. This article is an open access article distributed under the terms and conditions of the Creative Commons Attribution (CC BY) license (<http://creativecommons.org/licenses/by/4.0/>).