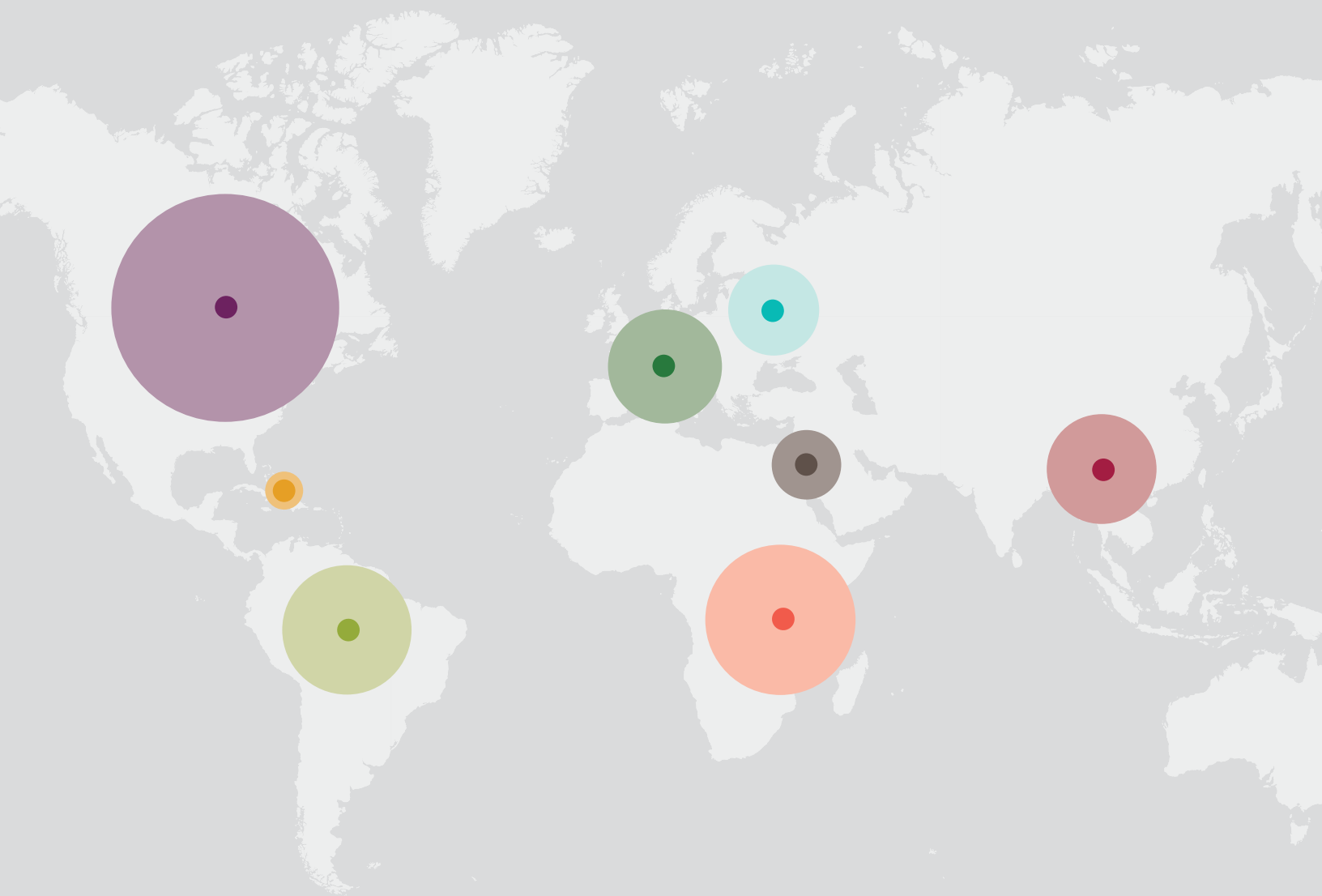


ADVANCING HUMAN RIGHTS

Annual Review of Global Foundation Grantmaking

2017 KEY FINDINGS



Produced by

Candid. and



HRFN

Human Rights
Funders Network

Published in 2020

About the *Advancing Human Rights* research

With limited resources and immense challenges, now more than ever human rights grantmakers and advocates are asking critical questions about the human rights funding landscape: Where is the money going? What are the gaps? Who is funding what?

The *Advancing Human Rights* research tracks the evolving state of human rights philanthropy by collecting and analyzing grants data to equip funders and advocates to make more informed and effective decisions. Human Rights Funders Network (HRFN) and Candid lead the research, in partnership with Ariadne—European Funders for Social Change and Human Rights, and Prospera—International Network of Women’s Funds.

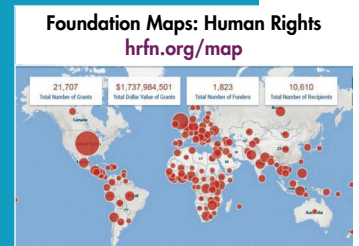
Where can I learn more?

- Use our [research hub](#) to explore funding over time by regions, issues, populations, and strategies
- Dive into the [funders-only grants database and mapping platform](#) to see grant-level details and find peers
- Follow our [blog series](#) where we showcase diverse perspectives to contextualize the numbers
- Reflect on [reports and analyses](#) of the field’s present and past



What can I do with the findings?

- Increase your knowledge of the funding landscape and trends
- Understand where your organization fits in the field of human rights philanthropy
- Inform your strategies
- Identify new partners
- Mobilize additional resources to address funding gaps



Help us strengthen the research!

We are committed to expanding understanding of human rights funding but can’t do it without your support.

- **Submit data on time:** Foundations can submit grants data using this [template](#). Please email your most recent fiscal year or calendar year grant details by June 30 each year.
- **Provide detailed grant descriptions:** The more information you can share about a grant’s purpose (issues addressed, strategies used, populations supported) the more accurately we can capture your work.
- **Share data responsibly:** We believe funders can simultaneously protect the privacy and security of grantees while making the human rights field more transparent and effective. We encourage you to visit our [data security guidelines](#) and anonymize any grant details that are too sensitive to be made public.
- **Spread the word:** Collecting data from new funders, especially those outside the United States, helps us build a more comprehensive picture of the funding landscape. Encourage more funders to get involved and share their grants information!

Your input is critical to our efforts to support more effective, collaborative, and transparent human rights philanthropy. To submit data, provide feedback, or discuss how to apply this research in your work, please contact AHR@hrfn.org.

Designed by Betty Saronson, Candid

Copyright © 2020 Candid.

This work is made available under the terms of the Creative Commons Attribution-NonCommercial 4.0 International License. [Creativecommons.org/licenses/by/4.0](https://creativecommons.org/licenses/by/4.0)

THE STATE OF FOUNDATION FUNDING FOR HUMAN RIGHTS IN 2017

Populist tensions at home prompted many Western powers to focus inward in 2017, leaving a vacuum in the global arena which allowed atrocities and impunity to flourish.¹ Violence surged against the Rohingya in Burma, war crimes proliferated in Yemen and Syria, Egypt and Turkey crushed public dissent, and Venezuela descended into poverty. Devastating hurricanes and wildfires displaced hundreds of thousands of people as climate change and the global refugee crisis intensified. Under President Trump's leadership, the United States withdrew from the Paris Climate Agreement, imposed travel bans on citizens from several Muslim-majority nations, and restricted international health funding through the "global gag rule."

In the wake of these worrying trends, people worldwide came together to assert and defend human rights. After decades of authoritarian rule, the presidents of Gambia and Zimbabwe were peacefully ousted following large-scale protests. Women's rights activists succeeded in pushing Jordan, Lebanon, and Tunisia to repeal laws that had allowed rapists to evade punishment by marrying their victims, and the #MeToo movement went viral as women and men around the world shared their stories of sexual assault and harassment and demanded justice. Dozens of countries pledged millions of dollars in reproductive rights funding to plug the gap left by U.S. restrictions, and Australia became the twenty-fifth country to legalize same-sex marriage.

In 2017, against this backdrop, foundations allocated a total of \$3.2 billion in support of human rights.²



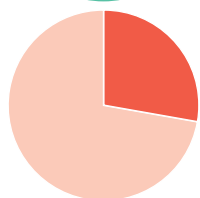
IN 2017,
849
FUNDERS MADE



25,229
HUMAN RIGHTS
GRANTS TOTALING
\$3.2 B



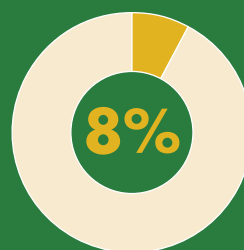
TO
13,819
RECIPIENTS



28%
OF THE FUNDING WAS
REPORTED AS FLEXIBLE
GENERAL SUPPORT

How do we define human rights grantmaking?

Human rights grantmaking pursues structural change to ensure the protection and enjoyment of the rights enshrined in the Universal Declaration of Human Rights and subsequent human rights treaties. We include any grant that meets our definition, regardless of whether the funder considers their work to be human rights focused or uses a human rights-based approach in their grantmaking.



8%
OF FOUNDATION
FUNDING SUPPORTED
HUMAN RIGHTS GRANTS
IN 2017³

How did human rights funding differ between 2016 and 2017?

We looked at changes in foundation funding between 2016 and 2017. To control for year-to-year variations, we used a subset of 585 funders whose grants were included both years.

Year-to-year changes in grantmaking can be influenced by the actions of one or a few foundations, the authorization of multi-year grants in a single year,⁴ a small number of very large grants, or a foundation submitting more detailed and comprehensive grants data. We should be cautious about drawing long-term conclusions about shifts in grantmaking based on single-year changes.

AMONG THIS MATCHED SUBSET,⁵



TOTAL GRANT DOLLARS
FOR HUMAN RIGHTS ROSE BY
23%



THE NUMBER OF GRANTS
INCREASED BY
16%

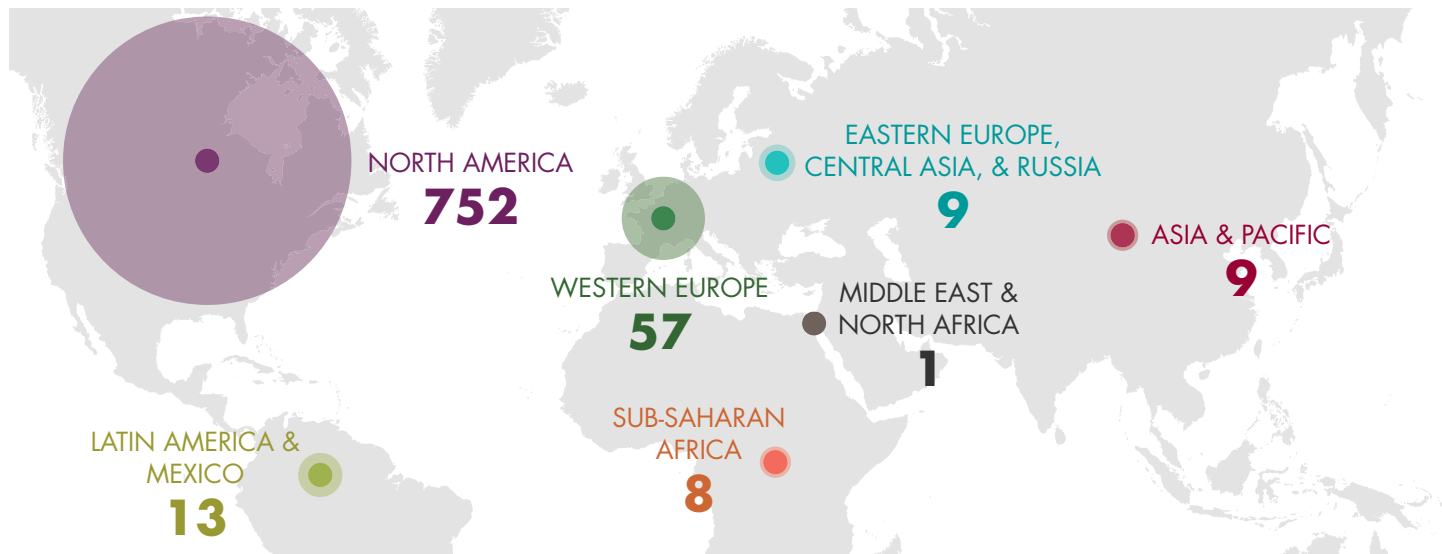
AND THE PROPORTION OF
FUNDING REPORTED AS FLEXIBLE
GENERAL SUPPORT INCREASED BY

50%

WHO MAKES HUMAN RIGHTS GRANTS?

The 849 funders⁶ included in this analysis span 45 countries. Eighty-nine percent were based in North America.⁷ This largely reflects the relative accessibility of grants data for U.S. foundations, where the number of funders that made human rights grants increased eight percent from 2016 to reach a record high. Nonetheless, the number of funders based outside North America that submitted data has doubled since our initial analysis seven years ago and they account for appropriately 10 percent of human rights funding.

Number of human rights funders submitting data in 2017 by region



MEMBERS REPRESENT

20% OF FUNDERS

52% OF GRANT DOLLARS


60% OF GRANTS

FUNDING DIRECTLY TO GROUPS BASED IN THE GLOBAL SOUTH AND EAST⁹

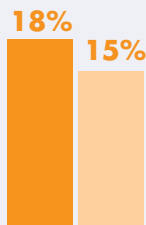
22% MEMBER

4% NON-MEMBER

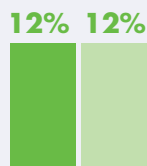
22% 22%



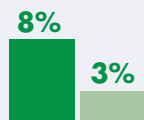
WOMEN & GIRLS



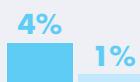
CHILDREN & YOUTH



MIGRANTS & REFUGEES



INDIGENOUS PEOPLES



LGBTIQI



PEOPLE WITH DISABILITIES



HUMAN RIGHTS DEFENDERS



SEX WORKERS



How does member and non-member funding compare?

The research combines grants data collected from 171 HRFN, Ariadne, and Prospera members⁸ with data Candid collects from a set of the largest U.S. foundations. Many of these additional funders may not consider themselves human rights grantmakers, but 678 of them funded grants that meet our definition.

Non-members allocated a notably smaller proportion of funding for most of the populations we track, which underscores an opportunity to encourage this bigger pool of funders to support marginalized communities more intentionally. Conversely, members granted significantly more of their funding to groups based in the Global South and East, reflecting their international orientation and commitment to funding locally-based groups.

■ % funding by members ■ % funding by non-members

WHO ARE THE LARGEST HUMAN RIGHTS FUNDERS?

Top human rights funders by grant dollars in 2017

1	Ford Foundation*	United States	\$387 M
2	Bill & Melinda Gates Foundation	United States	\$173 M
3	W.K. Kellogg Foundation*	United States	\$151 M
4	Open Society Institute*	United States	\$148 M
5	Susan Thompson Buffett Foundation	United States	\$139 M
6	Tides Foundation*	United States	\$132 M
7	NoVo Foundation*	United States	\$127 M
8	Silicon Valley Community Foundation	United States	\$87 M
9	John D. and Catherine T. MacArthur Foundation*	United States	\$83 M
10	Foundation to Promote Open Society*	United States	\$76 M
11	Oak Foundation*	Switzerland	\$72 M
12	Foundation For The Carolinas	United States	\$64 M



THE **TOP 12**
HUMAN RIGHTS
FUNDERS
ACCOUNTED FOR
47%
OF ALL HUMAN
RIGHTS FUNDING
TOTALING
\$1.6 B

Top human rights funders based in the Global South and East by grant dollars in 2017

1	Fondo Centroamericano de Mujeres*	Nicaragua	\$6 M
2	African Women's Development Fund*	Ghana	\$5 M
3	Women's Fund Asia*	Sri Lanka	\$3 M
4	Brazil Human Rights Fund*	Brazil	\$2 M
5	Fondo De Mujeres Del Sur*	Argentina	\$2 M
6	UHAI EASHRI*	Kenya	\$2 M
7	Semillas*	Mexico	\$1 M
8	ELAS Fundo de Investimento Social*	Brazil	\$1 M
9	Korea Foundation for Women*	Republic of Korea	\$1 M
10	Media Development Investment Fund*	Czech Republic	\$1 M
11	Taiwan Foundation for Democracy*	Taiwan	\$1 M
12	FRIDA - The Young Feminist Fund*	Panama	\$1 M

40 FUNDERS
BASED IN THE
GLOBAL SOUTH
AND EAST MADE
1,850
HUMAN RIGHTS
GRANTS
TOTALING
\$30 M



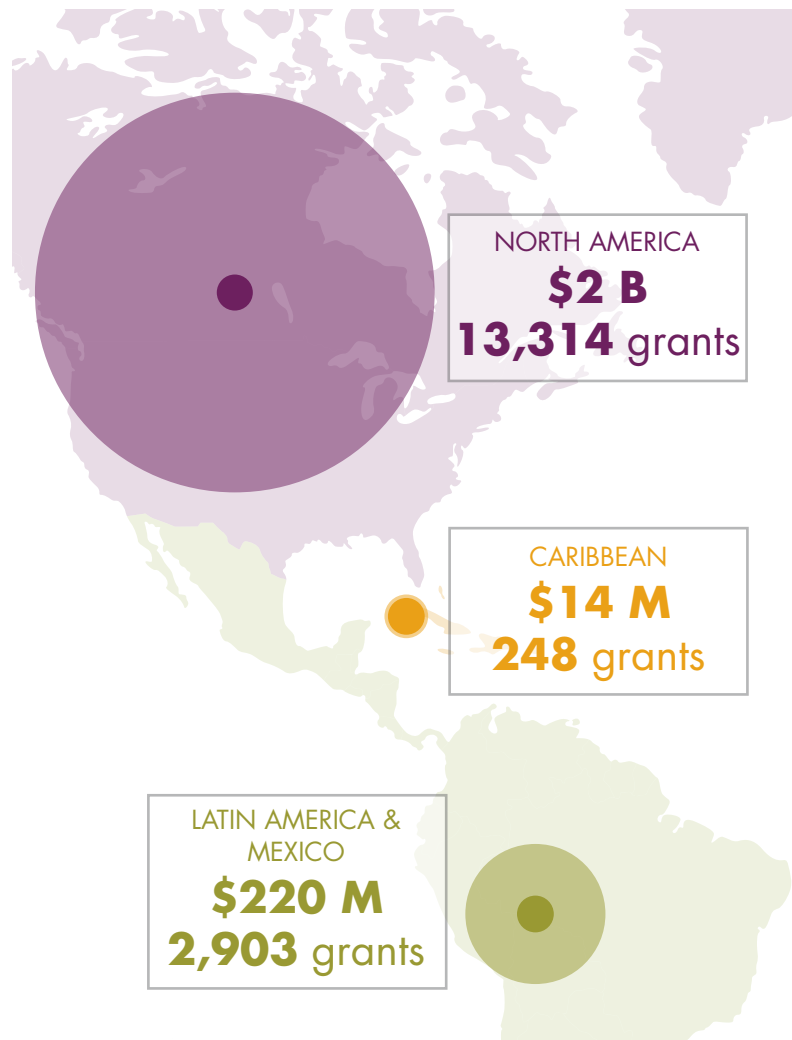
Source: Candid, 2020. The amounts presented here reflect the full value of each funder's grantmaking to support human rights, including grants to other foundations in the set. To address potential double-counting in figures, recipients who are also funders were removed to arrive at the \$3.2 billion total human rights grantmaking figure for 2017 that appears in other sections of the analysis.

*Denotes membership in HRFN, Ariadne, or Prospera.

WHERE DO HUMAN RIGHTS GRANTS GO?

The human rights grants captured in this research supported 13,819 organizations worldwide in 2017. The totals for each region represent human rights grants for activities focused on that region, regardless of the recipient location. For example, if an organization based in the Netherlands received a grant for a project in Kenya we would allocate that funding to the region Sub-Saharan Africa.

Human rights grants generally benefit a specific country or region. However, because grants that focus on multiple regions do not specify how much money goes where, the full value of these grants is counted in the totals for each region.¹⁰ The category “global” includes grants intended to support human rights globally.¹¹



BASED ON THE MATCHED SUBSET OF FUNDERS, FROM 2016 TO 2017, 6 OF 8 WORLD REGIONS EXHIBITED GROWTH IN GRANT DOLLARS RECEIVED



Funding in the **Caribbean** dropped to its lowest level since 2011, decreasing 48 percent from 2016. The number of funders supporting work to benefit the Caribbean declined seven percent and the number of grants fell by a quarter.



Western Europe saw a 20 percent decline in grant dollars, due largely to reduced contributions from its three largest funders in 2016, whose combined support shrank by \$46 million. For both years, roughly 80 percent of the grants to benefit Western Europe went to recipients based in the United Kingdom or United States.



Funding for **Asia and Pacific** grew 50 percent, more than any other region, in part because of increased funding from the Gates Foundation and Ford Foundation. U.S.-based recipients received an additional \$29 million, the largest share of the increase, while in-region recipients, including groups in India and Indonesia, saw more modest growth of \$8 million per country.



Funding increased 26 percent for **Latin America and Mexico**, where nine additional funders supported human rights work. The number of grants grew 35 percent, and two-thirds of them were for \$25,000 or less.

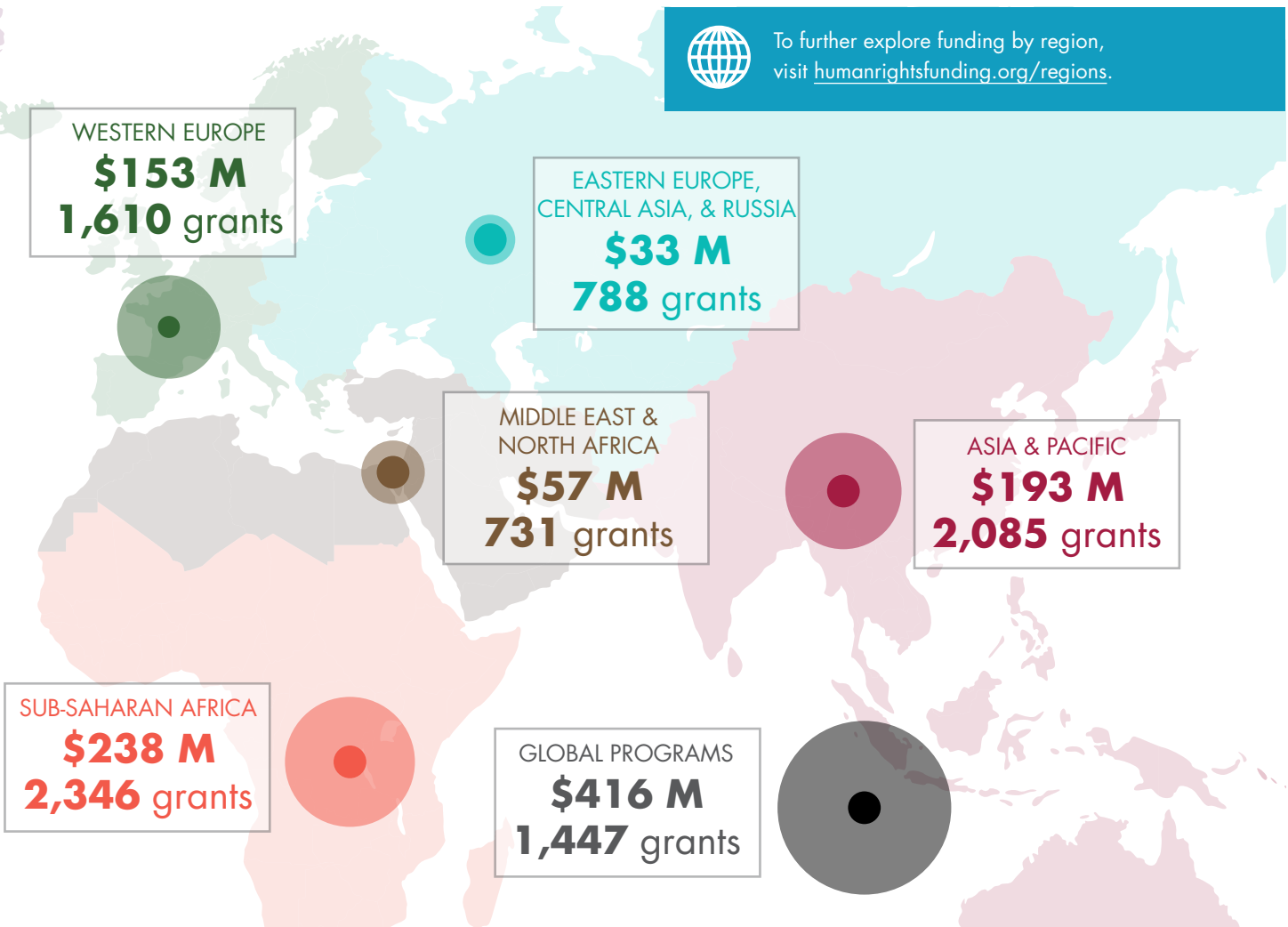
How much funding went directly to recipients based in the region of benefit?

For all regions, the majority of grants intended to benefit the region were awarded to recipients located in that region. However, in-region recipients were less likely to receive the majority of grant dollars in several contexts. There are a variety of administrative explanations for why funders may not grant directly to local organizations.¹² However, our analysis and other research¹³ finds that recipients based in North America are significantly more likely to receive flexible general support than recipients based in any other region. This raises questions about trust, which deserve further study.

We looked at the matched subset of funders to see if there was any change in funding to locally-based organizations outside North America and Western Europe between 2016 and 2017. The overall proportion of grants and grant dollars awarded directly to local recipients in the region of benefit increased by six percent and five percent, respectively.

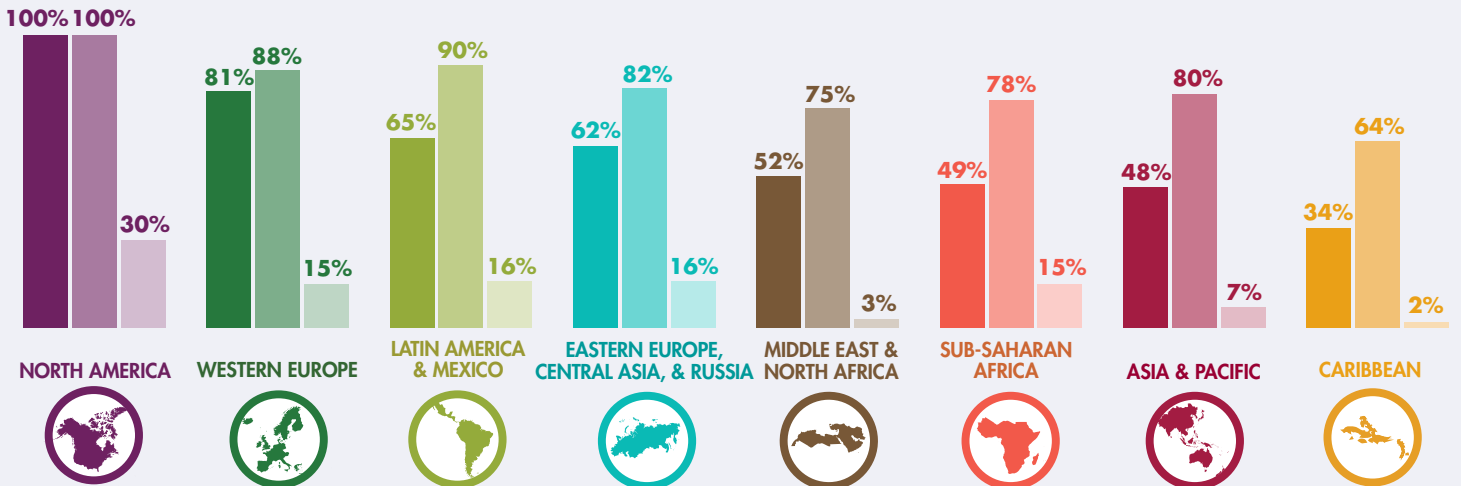


To further explore funding by region, visit humanrightsfunding.org/regions.



Foundation funding for human rights to recipients based in the region of benefit in 2017

■ % funding ■ % grants ■ % flexible general support



WHAT ISSUES DO HUMAN RIGHTS GRANTS ADDRESS?

The grants included in this research have been classified under 27 unique human rights issues grouped into 13 overarching categories.¹⁴ In this report, grants are assigned to one issue only. Where grants address multiple issues, we drew on available information to determine the most relevant category. The category “human rights general” captures grants to organizations that work across a range of human rights issues and do not stipulate a focus.



To see definitions for each category or further explore funding by issues, visit humanrightsfunding.org/issues.

Foundation funding for human rights by issue in 2017

	Equality Rights and Freedom from Discrimination	\$558 M	17%	5,501 grants
	Environmental and Resource Rights	\$356 M	11%	3,170 grants
	Education, Religion and Culture	\$308 M	10%	1,612 grants
	Human Rights General	\$307 M	10%	2,997 grants
	Health and Well-being Rights	\$291 M	9%	1,959 grants
	Access to Justice/Equality Before the Law	\$282 M	9%	1,550 grants
	Sexual and Reproductive Rights	\$241 M	7%	943 grants
	Migration and Displacement	\$232 M	7%	1,965 grants
	Freedom from Violence	\$202 M	6%	1,586 grants
	Economic and Labor Rights	\$133 M	4%	727 grants
	Civic and Political Participation	\$116 M	4%	872 grants
	Expression and Information Rights	\$114 M	4%	1,475 grants
	Transitional Justice and Peacebuilding	\$97 M	3%	872 grants

BASED ON THE MATCHED SUBSET OF FUNDERS, FROM 2016 TO 2017...



Sexual and reproductive rights funding increased 23 percent in response to emerging threats, including the U.S. governments’ expanded restrictions. Grants totaling \$4.3 million explicitly referenced the “global gag rule” or “Mexico City policy,” while the number of grants to Planned Parenthood nearly doubled.



Funding for **indigenous peoples and migrants and refugees** increased 46 and 28 percent. This mirrored funding increases for **migration and displacement** and **environmental and resource rights** (60 and 33 percent), issues an additional 40 and 22 foundations engaged on in 2017.



Sex workers saw an 11 percent funding decrease after several prominent sex worker rights funders, including Open Society Foundations and MAC AIDS Fund, reported no sex work-related grants in 2017. Funding also decreased for **people with disabilities** and **LGBTQI people** (-6 and -2 percent), reflecting the narrower criteria we have adopted for grants to these communities.¹⁵



Funding for **grassroots organizing** decreased 57 percent, despite that slightly more funders supported this strategy and the number of grants mentioning “movement building” or “community organizing” grew 80 and 43 percent.











WHAT POPULATIONS DO HUMAN RIGHTS FUNDERS SUPPORT?

We track funding for eight populations to offer insights on trends for those communities. In our analysis, the full value of a grant is counted toward each population named as a focus for the grant. For example, if a human rights grant mentions girls, its full amount is counted in the funding totals for both “children and youth” and “women and girls.” In 2017, 55 percent of human rights grants included an explicit focus on one or more of the populations.



To learn more about how population funding varies by issue, region, or strategy visit humanrightsfunding.org/populations.

Foundation funding for human rights by population in 2017




	Women and Girls	\$690 M	21%	6,105 grants
	Children and Youth	\$537 M	17%	4,386 grants
	Migrants and Refugees	\$382 M	12%	2,968 grants
	Indigenous Peoples	\$169 M	5%	1,576 grants
	LGBTQI	\$77 M	2%	1,693 grants
	People with Disabilities	\$57 M	2%	738 grants
	Human Rights Defenders	\$15 M	1%	542 grants
	Sex Workers	\$5 M	0.2%	149 grants

Funding for populations varies significantly by issue. For example, though 21 percent of human rights funding explicitly mentioned women and girls, sexual and reproductive rights accounted for a third of that funding, while areas like economic and labor rights, and education, religion and culture received far less money.

For people with disabilities, most grant dollars focused on equality rights and freedom from discrimination and health and well-being rights, while issues like sexual and reproductive rights garnered considerably less support.




Foundation funding for women and girls by human rights issue in 2017



	Sexual and Reproductive Rights	\$224 M	32%	748 grants
	Economic and Labor Rights	\$50 M	7%	286 grants
	Education, Religion and Culture	\$26 M	4%	281 grants

Foundation funding for people with disabilities by human rights issue in 2017



	Equality Rights and Freedom from Discrimination	\$26 M	45%	281 grants
	Health and Well-being Rights	\$15 M	26%	225 grants
	Sexual and Reproductive Rights	\$1 M	1%	18 grants

WHAT STRATEGIES DO HUMAN RIGHTS FUNDERS SUPPORT?

We look at the strategies funders support through their grantmaking to gain a more nuanced understanding of funding approaches. In our analysis, the full value of a grant is counted toward each strategy named as a focus for the grant. In 2017, 58 percent of human rights grants specified at least one strategy.



To see definitions for each category or further explore funding by populations or strategies, visit humanrightsfunding.org/strategies.

Foundation funding for human rights by strategy in 2017

	Advocacy, Systems Reform and Implementation	\$1.4 B	44%	10,677 grants
	Capacity-building and Technical Assistance	\$554 M	17%	3,706 grants
	Media and Technology	\$212 M	7%	1,341 grants
	Research and Documentation	\$207 M	6%	1,362 grants
	Coalition-building and Collaboration	\$205 M	6%	1,687 grants
	Grassroots Organizing	\$102 M	3%	1,422 grants
	Litigation and Legal Aid	\$91 M	3%	732 grants
	Arts and Culture	\$76 M	2%	727 grants
	Scholarships and Travel	\$8 M	0.3%	456 grants
	Security and Resilience	\$4 M	0.1%	73 grants

Advocacy, systems reform, and implementation remains the top strategy for human rights funding, reflecting the fundamental role transforming institutions and systems plays in protecting and promoting human rights. Funding for each strategy varies by the

human rights issues addressed. For example, advocacy related to equality rights and freedom from discrimination received almost twice as much support as advocacy related to migration and displacement.

Foundation funding for advocacy, systems reform and implementation by human rights issue in 2017

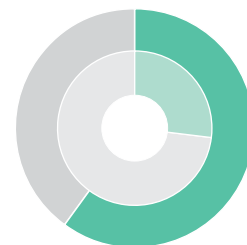


	Equality Rights and Freedom from Discrimination	\$223 M	16%	2,289 grants
	Environmental and Resource Rights	\$208 M	15%	1,620 grants
	Access to Justice/Equality Before the Law	\$157 M	11%	832 grants
	Education, Religion and Culture	\$146 M	10%	566 grants
	Health and Well-being Rights	\$128 M	9%	765 grants
	Migration and Displacement	\$114 M	8%	900 grants

WHO ARE THE LARGEST FUNDERS BY GRANT NUMBERS?

Top human rights funders by number of grants in 2017

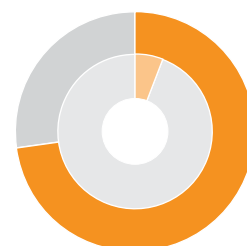
1	Tides Foundation*	United States	1,490
2	Global Greengrants Fund*	United States	991
3	Wikimedia Foundation*	United States	865
4	Ford Foundation*	United States	600
5	American Jewish World Service*	United States	550
6	Evelyn and Walter Haas, Jr. Fund*	United States	406
7	Silicon Valley Community Foundation	United States	361
8	Open Society Institute*	United States	347
9	Fund for Global Human Rights*	United States	345
10	Proteus Fund*	United States	313
11	NoVo Foundation*	United States	304
12	Global Fund for Children*	United States	303



60%
OF FUNDERS IN THIS RESEARCH MADE FIVE OR MORE HUMAN RIGHTS GRANTS, WHILE **27%** MADE JUST ONE OR TWO GRANTS THAT MET OUR DEFINITION.

Top human rights funders based in the Global South and East by number of grants in 2017

1	Fondo Centroamericano de Mujeres*	Nicaragua	128
2	FRIDA - The Young Feminist Fund*	Panama	117
3	ELAS Fundo de Investimento Social*	Brazil	113
4	Semillas*	Mexico	103
5	Mongolian Women's Fund*	Mongolia	81
6	Fondo De Mujeres Del Sur*	Argentina	80
7	Fondo Alquimia*	Chile	80
8	African Women's Development Fund*	Ghana	76
9	Women's Fund Asia*	Sri Lanka	75
10	UHAI EASHRI*	Kenya	71
11	Urgent Action Fund - Africa*	Kenya	71
12	Korea Foundation for Women*	Republic of Korea	69



73%
OF GRANT RECIPIENTS IN THIS RESEARCH RECEIVED ONLY ONE HUMAN RIGHTS GRANT, WHILE **6%** RECEIVED FIVE OR MORE GRANTS THAT MET OUR DEFINITION.

Source: Candid, 2020. The amounts presented here reflect the total number of grants awarded by each funder to support human rights, including grants to other foundations in the set. To address potential double-counting in figures, grants awarded to other grantmakers were removed to arrive at the 25,229 total human rights grants figure for 2017 that appears in other sections of the analysis.

*Denotes membership in HRFN, Ariadne, or Prospera.

Endnotes

1. Kenneth Roth, "The Pushback Against the Populist Challenge," Human Rights Watch World Report 2018, January 2018, available at hrw.org/sites/default/files/world_report_download/201801world_report_web.pdf [accessed 22 April, 2020]
2. This figure excludes 539 grants totaling \$283 million awarded by foundations to other foundations included in the 2017 data set. Generally, these awards were made to either support regranting programs or build the capacity of recipient foundations. These grants have been removed in order to avoid double-counting of grant dollars.
3. Funding for human rights represents eight percent of the over \$34 billion given overall in 2017 by foundations in Candid's FC 1000 data set. The FC 1000 includes all grants of \$10,000 or more awarded by 1,000 of the largest U.S. foundations. Of the 849 funders included in our analysis of human rights grantmaking, 652 were also included in the FC 1000 data set for 2017.
4. For this analysis, the full value of the grant is attributed to the year in which it was authorized. Therefore, if a multi-year grant was authorized in 2017, the full value of that grant was included in the 2017 totals.
5. A total of 585 foundations who made at least one human rights grant in both 2016 and 2017 were tracked in the *Advancing Human Rights* research and included in the comparison. Their giving represented 82 percent of human rights grant dollars tracked for 2016 and 80 percent for 2017.
6. You can view a list of the 849 funders included in the research at humanrightsfunding.org/funders.
7. In our analysis, North America is limited to Canada and the United States. Four Canadian funders contributed 2017 grants data: International Development Research Centre, Kenoli Foundation, MATCH International Women's Fund, and Ontario Trillium Foundation.
8. We have adopted a stricter definition of membership than in previous years. Members include all dues-paying institutions and any foundations that submit grants data directly to HRFN, Ariadne, or Prospera for this research.
9. For this analysis, the Global South and East includes all countries outside Western Europe, North America, Australia, New Zealand, and Japan.
10. The overall figures for 2017 of 25,229 human rights grants totaling \$3.2 billion excludes all double-counting of grants that focus on more than one region.
11. Human rights grants totaling \$101 million that specified "developing countries" as the region of benefit are not reflected in this graphic.
12. This is likely in part related to the requirement that U.S. foundations must evaluate whether intended foreign grantees are the equivalent of a public charity, which may be excessively burdensome for smaller foundations. It may also indicate that some funders are opting to work through intermediaries with local knowledge.
13. Foundation Center (now Candid) and Council on Foundations, *The State of Global Giving by U.S. Foundations 2011–2015*, 14 August 2018, available at issuelab.org/resources/31306/31306.pdf [accessed 22 April, 2020]
14. We have continued to refine our taxonomy to more accurately capture human rights grantmaking since we produced our inaugural *Advancing Human Rights* report in 2013. Changes include dividing the category "Individual Integrity, Liberty, and Security" into "Equality Rights and Freedom from Discrimination" and "Expression and Information Rights;" adding "Other Forms of Violence" under "Freedom from Violence;" adding a category for "Transitional Justice and Peacebuilding;" and including population codes for "Human Rights Defenders" and "Sex Workers." We also updated "Labor Rights" to "Economic and Labor Rights" and "Social and Cultural Rights" to "Education, Religion and Culture" to more accurately reflect the scope of these categories. Finally, we combined several sub-issues where there was significant overlap in grants.
15. Grants are only tagged for these populations when either the grant recipient has an explicit focus on disability rights or LGBTQI rights, or the grant description notes work related to the rights of these communities.

Authors

Anna Koob Director of Research Standards, Candid
Rachel Thomas Director of Research Initiatives, Human Rights Funders Network

Acknowledgments

The authors wish to thank Camille Serrano, Human Rights Funders Network, and Lauren Bradford, Inga Ingulfsen and Mantin Diomande, Candid, for their support for the *Advancing Human Rights* research, as well as Matthew Ross, Barbara Kristaponis, Emily Fendler, and Cynthia Nachsin, Candid, for their work on the processing and coding of human rights grants data. We thank Julie Broome and Florent Gonthier, Ariadne—European Funders for Social Change and Human Rights, for their efforts to ensure European donors' grantmaking is captured accurately in this research, and Augusta Hagen-Dillon, Elda Hernández, and Sofia Karakaidou, Prospera—International Network of Women's Funds, for their commitment to ensuring the critical role of women's funds is fully represented. In addition, we are grateful to members of the grantmaker Advisory Committee for their ongoing guidance and feedback to this initiative. Finally, we thank all foundations who have reported their data to inform this research.

About Human Rights Funders Network

Human Rights Funders Network (HRFN) was founded in 1994 by a small group of human rights grantmakers who wanted to share strategies and lessons learned, discuss field-wide trends, and collaborate. Since those early days, our community has grown into a global network of approximately 1,900 individual grantmakers and philanthropists across 70 countries committed to advancing human rights through effective philanthropy. HRFN is based in New York, is fiscally sponsored by Proteus Fund, and is governed by a Steering Committee composed of HRFN member representatives. Learn more at hrfn.org.

About Candid

Foundation Center and GuideStar joined forces in 2019 to become Candid, a 501(c)(3) nonprofit organization. Every year, millions of nonprofits spend trillions of dollars around the world. Candid finds out where that money comes from, where it goes, and why it matters. Through research, collaboration, and training, Candid connects people who want to change the world to the resources they need to do it. Candid's data tools on nonprofits, foundations, and grants are the most comprehensive in the world. Find out more at candid.org.

Share your grants data!

Foundations can submit their grants data using this [template](#) and should anonymize any details that are too sensitive to be made public and could place grantees or communities at risk. If you use software from any of [these providers](#) to manage your grants, you can simply export your data to the template. Please email your most recent fiscal year or calendar year grant details to AHR@hrfn.org by June 30 each year. If you have any questions about submitting your data, please let us know.

Copyright © 2020 Candid. This work is made available under the terms of the Creative Commons Attribution-NonCommercial 4.0 Unported License, creativecommons.org/licenses/by-nc/4.0.

doi.org/ggvq7q

To access more detailed information about foundation funding for human rights, visit humanrightsfunding.org.

Candid.

32 Old Slip • New York, NY 10005
(800) 424-9836 • candid.org



HRFN

Human Rights
Funders Network

hrfn.org