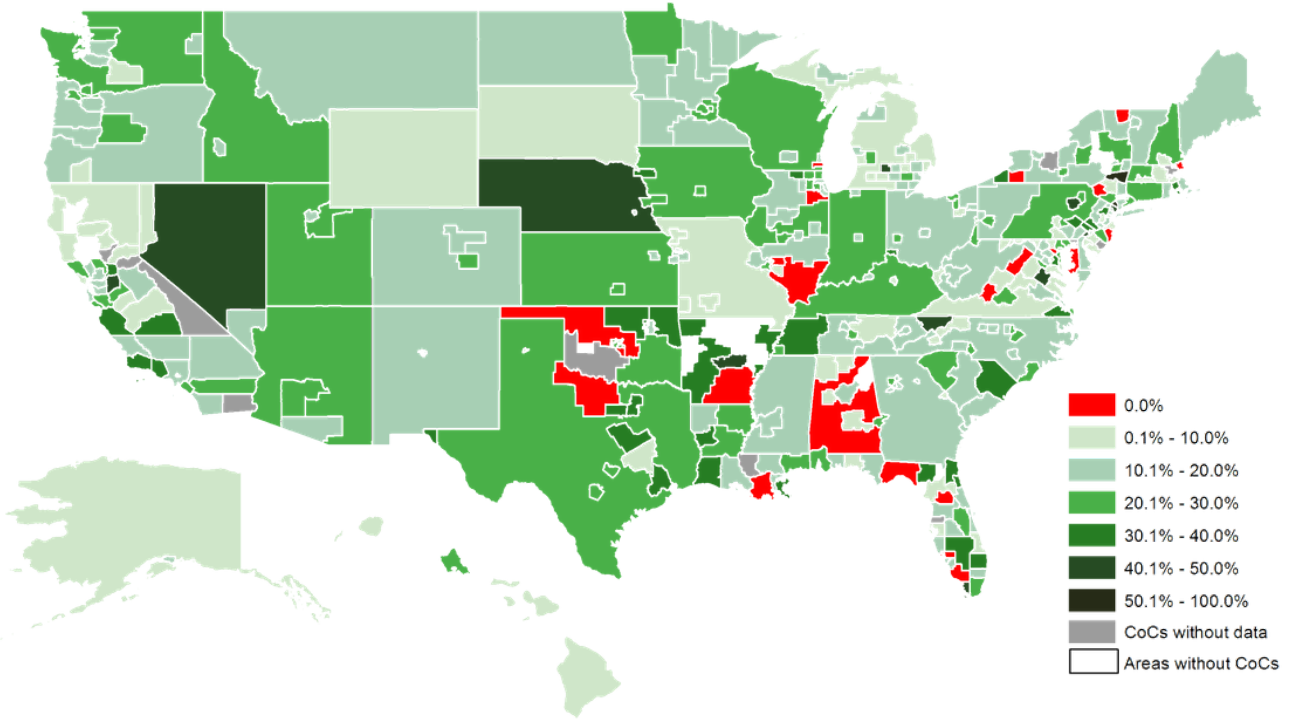





EMPLOYMENT & INCOME GROWTH AMONG PEOPLE EXPERIENCING HOMELESSNESS

How well are Continuums of Care (CoCs) connecting people experiencing homelessness to employment & income?

Percent of People Exiting Homeless Services with Increased Earned Income By CoC




National Employment & Income Trends for People Exiting the Homeless Service System




19%

exited the homeless service system **with** increased earned income



20%

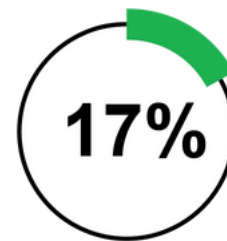
exited the homeless service system **with** increased non-employment cash income



36%

exited the homeless service system **with** increased total income

Percentage of People Leaving the Homeless Service System with Increased Earned Income by CoC Type



Balance of State & Statewide CoCs



Smaller Cities, Counties, & Regional CoCs



Major Cities CoCs

TAKEAWAYS

1. There's room for improvement when it comes to connecting this population to earned income.
2. Place matters when it comes to economic opportunity for people experiencing homelessness.
3. System-level data is a good starting point, but there's lots more to learn.

RECOMMENDATIONS

1. Pay attention to these data in planning and implementing your community's homelessness response.
2. Unpack local trends. What might be driving your system's employment and income performance?
3. Collect or partner to collect data about the employment needs, interests, and activities of people experiencing homelessness.