



Eyre, O., Bevan Jones, R., Agha, S. S., Wootton, R. E., Thapar, A. K., Stergiakouli, E., Langley, K., Collishaw, S., Thapar, A., & Riglin, L. (2021). Validation of the short Mood and Feelings Questionnaire in young adulthood. *Journal of Affective Disorders*, 294, 883-888. <https://doi.org/10.1016/j.jad.2021.07.090>

Publisher's PDF, also known as Version of record

License (if available):
CC BY

Link to published version (if available):
[10.1016/j.jad.2021.07.090](https://doi.org/10.1016/j.jad.2021.07.090)

[Link to publication record in Explore Bristol Research](#)
PDF-document

This is the final published version of the article (version of record). It first appeared online via Elsevier at [10.1016/j.jad.2021.07.090](https://doi.org/10.1016/j.jad.2021.07.090). Please refer to any applicable terms of use of the publisher.

University of Bristol - Explore Bristol Research

General rights

This document is made available in accordance with publisher policies. Please cite only the published version using the reference above. Full terms of use are available: <http://www.bristol.ac.uk/red/research-policy/pure/user-guides/ebr-terms/>



Research paper

Validation of the short Mood and Feelings Questionnaire in young adulthood

Olga Eyre^{a,b}, Rhys Bevan Jones^{a,b}, Sharifah Shameem Agha^{a,b}, Robyn E Wootton^{c,d},
Ajay K Thapar^a, Evie Stergiakouli^{c,e}, Kate Langley^{a,f}, Stephan Collishaw^a, Anita Thapar^a,
Lucy Riglin^{a,*}

^a Division of Psychological Medicine and Clinical Neurosciences, MRC Centre for Neuropsychiatric Genetics and Genomics, Cardiff University, Wales, United Kingdom

^b Cwm Taf Morgannwg University Health Board Health Board, Wales, United Kingdom

^c MRC Integrative Epidemiology Unit, University of Bristol, Bristol, United Kingdom

^d Nic Waals Institute, Lovisenberg Diaconal Hospital, Oslo, Norway

^e Population Health Sciences, University of Bristol, Bristol, United Kingdom

^f School of Psychology, Cardiff University, Wales, United Kingdom



ARTICLE INFO

Keywords:

ALSPAC
Depression
sMFQ
Validation
Young adulthood

ABSTRACT

Background: Depression often onsets in adolescence and is associated with recurrence in adulthood. There is a need to identify and monitor depression symptoms across adolescence and into young adulthood. The short Mood and Feelings Questionnaire (sMFQ) is commonly used to measure depression symptoms in adolescence but has not been validated in young adulthood. This study aimed to (1) examine whether the sMFQ is valid in young adulthood, and (2) identify cut-points best capturing DSM-5 depression diagnosis at age 25

Methods: The sample included participants in the Avon Longitudinal Study of Parents and Children (ALSPAC) at age 25 ($n = 4098$). Receiver Operating Characteristic analyses examined how well the self-rated sMFQ discriminates between cases and non-cases of DSM-5 Major Depressive Disorder (MDD) classified using the self-rated Development and Well Being Assessment. Sensitivity and specificity values were used to identify cut-points on the sMFQ

Results: The sMFQ had high accuracy for discriminating MDD cases from non-cases at age 25. The commonly used cut-point in adolescence (≥ 12) performed well at this age, best balancing sensitivity and specificity. However, a lower cut-point (≥ 10) may be appropriate when favouring sensitivity over specificity e.g., in context of screening. Sensitivity analyses suggested similar results for males and females

Limitations: ALSPAC is a longitudinal population cohort that suffers from non-random attrition

Conclusions: The sMFQ is a valid measure of depression in young adults in the general population. It can be used to screen for and monitor depression across adolescence and early adulthood.

1. Introduction

Depression commonly onsets in adolescence (Kessler et al., 2005). It is the most common mental health problem, a leading cause of global disability, and is associated with repeated episodes of illness and poor long term outcomes including suicide (Costello and Maughan, 2015; Dunn and Goodyer, 2006; Harris and Barraclough, 1998; Kessler et al., 2005; Thapar et al., 2012). Therefore, accurate identification and monitoring of depression symptoms across adolescence and into young

adulthood is important (NICE, 2019).

For robust examination of symptom stability and change in longitudinal research and in clinical practice, the use of the same measure at each assessment is required (Goodman et al., 2007). However, measures of depression that are commonly used for research and clinical practice in childhood and adolescence (e.g. Mood and Feelings Questionnaire, MFQ (Angold and Costello, 1987)) are different to the ones utilised in adult life (e.g. Beck Depression Inventory, BDI (Beck et al., 1961)). Whilst there is a need for measures that are validated across childhood,

* Corresponding author: Division of Psychological Medicine and Clinical Neurosciences, Cardiff University School of Medicine, Hadyn Ellis Building, Maindy Road, Cathays, Cardiff, Wales, CF24 4HQ.

E-mail address: riglinl@cardiff.ac.uk (L. Riglin).

<https://doi.org/10.1016/j.jad.2021.07.090>

Received 22 January 2021; Received in revised form 30 April 2021; Accepted 11 July 2021

Available online 29 July 2021

0165-0327/© 2021 The Authors. Published by Elsevier B.V. This is an open access article under the CC BY license (<http://creativecommons.org/licenses/by/4.0/>).

adolescence and into adulthood, research suggests differences in aetiology (Rice, 2010) and treatment (Thapar et al., 2012) across these age groups. It is also unclear whether using questionnaire items that have been developed for use in childhood and adolescence may limit the validity of these measures in young adulthood. Developmental considerations are important (Thapar and Riglin, 2020), including in clinical practice during the transition from child and adolescent mental health services (CAMHS) to adult mental health services (AMHS). It therefore cannot be assumed that the same validated childhood/adolescent questionnaires are also appropriate in adulthood.

The Mood and Feelings Questionnaire (MFQ) was originally designed to assess depression symptoms in children and adolescents (Angold and Costello, 1987). This measure is commonly used in clinic and research settings. It has been validated against DSM-IV and ICD-10 defined depression diagnosis (Daviss et al., 2006; Wood et al., 1995) and is a recommended screening tool for depression in children and young people (NICE, 2019). Although it does not have prescribed cut-points for all circumstances, specific cut-point thresholds validated against depression diagnosis have been proposed for the self-rated and parent-rated versions of this measure (Daviss et al., 2006; Wood et al., 1995).

A shorter version, the short Mood and Feelings Questionnaire (sMFQ) (Angold et al., 1995), is highly correlated with the MFQ (Thabrew et al., 2018) and has also been validated in both clinical and non-clinical samples (Thabrew et al., 2018; Thapar and McGuffin, 1998; Turner et al., 2014). It provides a quicker alternative to the MFQ for clinicians and researchers. Whilst the sMFQ has been validated at age 18 (Turner et al., 2014), to date its validity as a measure of depression post-18 in young adulthood has not been established. There is some evidence that optimal cut-points on the sMFQ may vary by sex in adolescence, with lower cut-points for boys than girls (Jarbin et al., 2020), but this requires investigation in young adulthood.

This study aims to (1) examine whether the short MFQ is a valid assessment of depression in young adults, and (2) identify optimal cut-points for research and clinical practice that capture a DSM-5 diagnosis of major depression at age 25 years.

2. Methods

2.1. Sample

The sample was taken from the Avon Longitudinal Study of Parents and Children (ALSPAC), a well-established prospective, longitudinal birth cohort study. Pregnant women resident in Avon, UK, with expected dates of delivery 1st April 1991 to 31st December 1992 were invited to take part in the study. The initial number of pregnancies enrolled was 14,541 (for these at least one questionnaire has been returned or a “Children in Focus” clinic had been attended by 19/07/99). Of these initial pregnancies, there was a total of 14,676 fetuses, resulting in 14,062 live births and 13,988 children who were alive at 1 year of age. When the oldest children were approximately 7 years of age, an attempt was made to bolster the initial sample with eligible cases who had failed to join the study originally. As a result, the total sample size for data collected after the age of seven was therefore 15,454 pregnancies, resulting in 15,589 foetuses. Of these 14,901 were alive at 1 year of age. Part of this data was collected using REDCap (<https://projectredcap.org/resources/citations/>).

Ethical approval for the study was obtained from the ALSPAC Law and Ethics Committee and Local Research Ethics Committees. Informed consent for the use of data collected via questionnaires and clinics was obtained from participants following the recommendations of the ALSPAC Law and Ethics Committee at the time. Please note that the study website contains details of all the data that is available through a fully searchable data dictionary and variable search tool: <http://www.bristol.ac.uk/alspac/researchers/our-data/>. Further details of the study, measures and sample can be found elsewhere (Boyd et al., 2013;

Fraser et al., 2013; Northstone et al., 2019). For this study, data collected at age 25 years were utilised ($n = 4098$). Details of the sample at age 25 are included in supplementary information (Table S1). Where families included multiple births, we only included the oldest sibling.

2.2. Measures

Short Mood and Feelings Questionnaire (sMFQ): The self-rated sMFQ (Angold et al., 1995) was completed by ALSPAC participants at age 25 years. This is a 13-item questionnaire derived from the 33-item MFQ, designed for assessment of depression symptoms in children and adolescents. The questionnaire asks about depression symptoms in the last two weeks. Each item is rated on a 3-point scale (0 = not true, 1 = sometimes true, 2 = true), with a total score ranging from 0 to 26. Higher scale scores suggest greater depressive symptoms.

Development and Well Being Assessment (DAWBA): The self-rated DAWBA (Goodman et al., 2000) was used to derive a DSM-5 diagnosis of Major Depressive Disorder (MDD) in the sample at age 25. The DAWBA is a structured diagnostic measure that includes items based on DSM-5. The depression section of the DAWBA asks about depression symptoms over the previous 4 weeks. Based on the information provided by participants on this self-reported measure, MDD diagnosis coding was derived by OE, RBJ (both psychiatrists) and LR (psychiatry researcher). Diagnosis required the presence of five (or more) symptoms of depression (symptom present if participant responded “yes” to having the

Table 1
Generating DSM-5 MDD diagnosis using self-rated DAWBA.

Five (or more) of the following symptoms have been present during the same 2-week period in the past 4 weeks and represent a change from previous functioning; at least one of the symptoms is either (1) depressed mood or (2) loss of interest or pleasure.	N with symptom/ N responding to question (%)
<i>Core symptoms</i>	
Depressed most of the day, nearly every day for 2 weeks or more (very sad, miserable, unhappy or tearful)	329/4082 (8.1%)
Loss of interest in everything, or almost everything, normally enjoyed most of the day, nearly every day for 2 weeks or more	324/4084 (7.9%)
Meet criteria for (1) depressed mood or (2) loss of interest or pleasure	420/4077 (10.3%)
<i>Other symptoms in those with core symptoms, during the same period</i>	
Eating much more or less than usual, or weight gain or loss	332/420
Found it hard to get to sleep, stay asleep or slept too much	388/420
Agitated or restless for much of the time	309/420
Loss of energy or seemed tired all the time	401/420
Feelings of worthlessness or unnecessary guilt for much of the time	366/420**
Found it hard to concentrate or think things out	358/419**
Thought about death a lot, talked about harming or killing self or tried to harm or kill self	260/419**
Meet criteria for five (or more) symptoms including either depressed mood or loss of interest or pleasure*	395/4077 (9.7%)
The symptoms caused upset or distress, or impairment in getting along with the people closest to (e.g. family, partner), making and keeping friends, work or study, or leisure activities.	378/394***
Meet criteria for five (or more) symptoms including either depressed mood or loss of interest or pleasure plus evidence of distress or impairment	378/4076 (9.3%)

*Loss of interest only counted as an additional symptom to depressed mood if they occurred at the same time. **Missing data for total $N = 3$ (1 symptom missing each): all had ≥ 5 symptoms despite incomplete data. *** $N = 1$ with missing impairment data: excluded.

symptom) including either depressed mood or loss of interest or pleasure, plus evidence of distress or impairment (Table 1).

2.3. Analyses

Data were analysed using Stata version 14. Where <10% items (1 item) were missing on the sMFQ, mean imputation was used to generate the missing value. Total sMFQ scores were calculated and mean total sMFQ scores were compared between those with and without DAWBA diagnosis of MDD. The internal consistency of the sMFQ was established by examining Cronbach's alpha (values of ≥ 0.90 are considered excellent, 0.85–0.90 good, 0.80–0.85 moderate and 0.75–0.80 fair; [Ponterotto and Ruckdeschel, 2007](#)).

Receiver Operating Characteristic (ROC) analyses were used to examine how well the sMFQ discriminates between cases and non-cases of MDD classified using the DAWBA at age 25. A ROC curve was plotted (sensitivity vs 1-specificity), and the area under the curve (AUC) estimated. The AUC ranges from 0.5–1.0, with values of 0.5–0.7 usually interpreted as low test accuracy, 0.7–0.9 as moderate test accuracy, and > 0.9 as high test accuracy ([Henderson, 1993](#)). Sensitivity, specificity, positive predictive value (PPV) and negative predictive value (NPV) were derived. Sensitivity and specificity values were used to identify possible cut-points on the sMFQ at age 25. Sensitivity analyses were undertaken, repeating analyses for those with complete sMFQ data.

The selection of specific cut-points on questionnaire measures is based on the context and rationale for using that measure, balancing the need for sensitivity versus specificity. Firstly, we aimed to identify a cut-point providing a good trade-off between sensitivity and specificity using maximal Youden Index (sensitivity + specificity – 1; [Fluss et al., 2005](#)). This has been proposed as appropriate for a one-stage screening approach for epidemiological studies or research questions ([Löwe et al., 2004](#)). Secondly, we aimed to identify a cut-point more suitable for clinical screening of depression, where a two-stage approach might be used (i.e. the completion of the questionnaire is followed up by further clinical assessment). In such cases, it has been proposed that sensitivity should be high and be favoured over specificity, whilst retaining a specificity of at least 75% ([Löwe et al., 2004](#)). Given recent findings that lower cut-points on the sMFQ may be appropriate in males compared to females ([Jarbin et al., 2020](#)), we conducted sensitivity analyses running ROC analyses by sex.

3. Results

3.1. Descriptives

Of the $n = 4098$ ALSPAC participants who took part at age 25, $n = 4085$ completed the self-report sMFQ and $n = 4076$ completed the DAWBA, with $n = 4063$ completing both measures (99%). Of these, 66.6% ($n = 2707$) were female and the mean age was 25 years (range 24–27).

A total of 9.3% ($n = 378/4076$) of the sample met DSM-5 criteria for MDD at age 25 (Table 1). Female sex was associated with an increased likelihood of meeting MDD criteria (11.0% in females, 5.9% in males: OR = 1.98, 95% CI = 1.53–2.56, $p < 0.001$). The mean sMFQ score for the whole sample was 6.83 (SD = 6.40, range 0–26) and this was higher in females (mean = 7.52, SD = 6.71) than males (mean = 5.44, SD = 5.47), ($t = -9.90(4083)$, $p < 0.001$). The mean sMFQ score was higher in those with DAWBA MDD diagnosis (mean = 17.47, SD = 5.75) than in those without (mean = 5.74, SD = 5.38) ($t = -40.12(4061)$, $p < 0.001$).

3.2. Internal consistency

The Cronbach's alpha for the sMFQ at age 25 was 0.92, suggesting the internal consistency of this measure was excellent.

3.3. Receiver operating characteristic (ROC) analyses and criterion validity

ROC analyses suggested that the sMFQ had high accuracy for discriminating MDD cases from non-cases at age 25: AUC = 0.92 (95% CI = 0.90–0.93). The ROC curve is shown in Fig. 1. Sensitivities, specificities, PPVs and NPVs for a range of possible sMFQ cut-points that showed sensitivity and specificity $> 60\%$ are shown in Table 2. Cut-points of ≥ 11 , ≥ 12 and ≥ 13 all showed high sensitivity and specificity of $> 80\%$. Increasing specificity/PPV and decreasing sensitivity/NPV was observed with increasing cut-point values.

When considering females and males separately, ROC analyses continued to show high accuracy, with AUC = 0.91 (95% CI = 0.90–0.93) for females and AUC = 0.92 (95% CI = 0.89–0.95) for males (see Fig. 2). Comparison of AUC values for males and females showed them to be similar ($\chi^2(1) = 0.13$, $p = 0.72$). Table 3 shows the sensitivities, specificities, PPVs and NPVs for a range of cut-points for females and males separately.

3.4. Optimal cut-points

Overall, a cut-point of ≥ 12 best balanced sensitivity/specificity on the sMFQ at age 25: sensitivity = 83.6%, specificity = 85.5%, PPV = 37.1% and NPV = 98.1%, according to the Youden Index ([Fluss et al., 2005](#)), capturing 21.2% ($n = 844$) of the sample. When favouring sensitivity over specificity (as per [Lowe et al., 2004](#)), a cut-point of ≥ 10 was most appropriate: sensitivity = 88.9%, specificity = 79.0%, PPV = 30.3%, NPV = 98.6%, capturing 27.7% of the sample.

The identified cut-point of ≥ 12 , best balancing sensitivity and specificity, captured 13.8% males (sensitivity = 78.75%, specificity = 90.20%, PPV = 33.5%, NPV = 98.5%) and 24.5% of females (sensitivity = 84.90%, specificity = 82.94%, PPV = 38.1%, NPV = 97.8%). The cut-point of ≥ 10 favouring sensitivity over specificity captured 19.2% males (sensitivity = 86.25%, specificity = 84.87%, PPV = 26.3%, NPV = 99.0%) and 31.4% of females (sensitivity = 89.6%, specificity = 75.88%, PPV = 31.5%, NPV = 98.3%).

Sensitivity analyses limiting the sample to those with complete sMFQ data shows the same pattern of results (see Supplementary Material).

4. Discussion

This study aimed to use a population sample to examine the validity of the sMFQ in young adulthood, and to identify suitable cut-points for detecting a diagnosis of DSM-5 Major Depressive Disorder (MDD) in this age group. Our results show that the sMFQ is a valid measure of depression in young adulthood, with high accuracy in discriminating between cases and non-cases of MDD. Two possible cut-points were identified for screening for depression in different contexts.

The findings suggest that it would be acceptable to use the sMFQ when screening for depression in young adulthood. When compared to studies examining the validity of the sMFQ at earlier ages ([Thabrew et al., 2018](#); [Thapar and McGuffin, 1998](#); [Turner et al., 2014](#)), the sMFQ at age 25 performed very well at discriminating between cases and non-cases of MDD. The AUC in this study at age 25 years was 0.92 compared with AUC values of 0.67–0.87 for the self-reported sMFQ in childhood/adolescence ([Rhew et al., 2010](#); [Thapar and McGuffin, 1998](#); [Turner et al., 2014](#)).

The finding that the sMFQ is a valid screening tool for depression at age 25 also suggests it is a suitable measure for use across adolescence and into young adulthood, as it is already a widely used and validated measure of depression symptoms in adolescence ([Thabrew et al., 2018](#)). Our findings suggest it can also be used to measure stability and change in depression symptoms over time into young adulthood. This is useful for research settings, such as in longitudinal studies, but also in clinical settings where it may be useful to monitor depression symptoms across the transition from adolescence to adulthood (e.g. in primary care, or

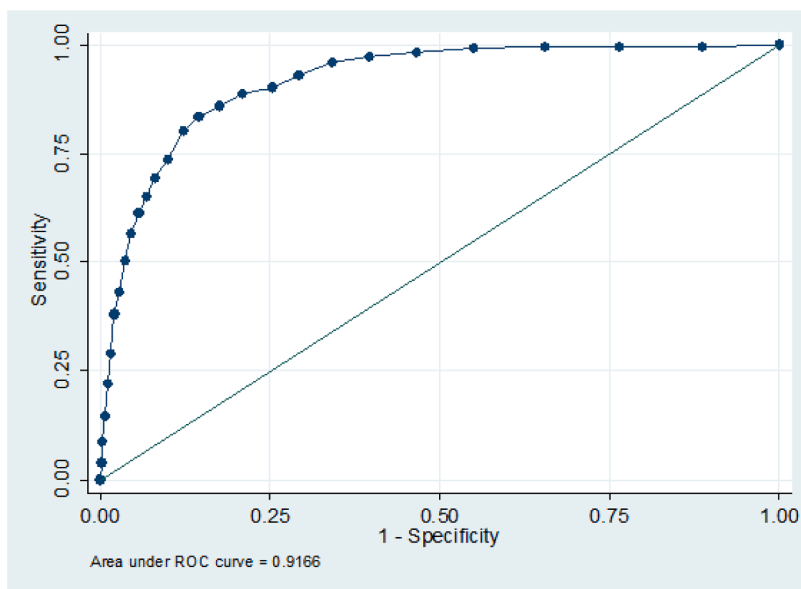


Fig. 1. Receiver operating characteristic (ROC) curve for sMFQ using DAWBA MDD diagnosis as criterion.

Table 2

Sensitivities, specificities, PPV and NPV for cut-points on sMFQ, compared against reference of self-rated DAWBA MDD diagnosis.

Cut-point	Sensitivity	Specificity	PPV	NPV
≥ 6	97.4%	60.2%	20.1%	99.6%
≥ 7	96.0%	65.9%	22.4%	99.4%
≥ 8	93.1%	70.8%	24.6%	99.0%
≥ 9	90.2%	74.7%	26.8%	98.7%
≥ 10	88.9%	79.0%	30.3%	98.6%
≥ 11	86.0%	82.4%	33.4%	98.3%
≥ 12	83.6%	85.5%	37.1%	98.1%
≥ 13	80.2%	87.8%	40.2%	97.7%
≥ 14	73.5%	89.9%	42.8%	97.1%
≥ 15	69.3%	91.9%	46.8%	96.7%
≥ 16	65.1%	93.2%	49.5%	93.6%

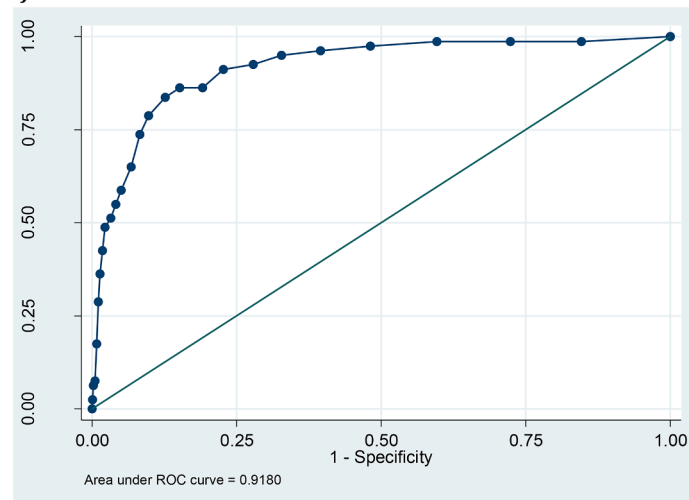
Suggested sMFQ cut points are highlighted in bold. A cut-point of ≥ 12 best balanced sensitivity/ specificity. A cut-point of ≥ 10 was most appropriate when favouring sensitivity over specificity.

during transition from CAMHS to AMHS). The sMFQ also has the advantages that it only takes a few minutes to complete and is free to use.

We identified an sMFQ cut-point of ≥12 as optimal when balancing sensitivity and specificity. This cut-point is useful where a trade-off between false-positive and false-negative results is needed. For example, in research settings, where a decision on whether a young person may be depressed or not is made in one step. However, we also identified a second cut-point of ≥10, favouring sensitivity over specificity. This may be helpful, for example, when screening for depression in a clinical setting, where a questionnaire is followed by a further assessment (a two-step process) (Löwe et al., 2004). In these circumstances avoiding false negative results initially may be desirable.

Other studies of the self-reported sMFQ in younger samples have suggested widely ranging cut-points. Turner et al. (2014) examined the validity of the sMFQ at age 18 years, also using the ALSPAC sample, but using a different depression diagnostic assessment tool (Clinical Interview Schedule-revised, CIS-R). They identified a similar cut-point of ≥ 11, although sensitivity was somewhat lower than we found (sensitivity 71.2%, specificity 83.0%, PPV 25.6%, NPV 97.2%). Rhew et al. (2010) suggested a cut-point of ≥ 4 based on results from a school sample aged

a) Males



b) Females

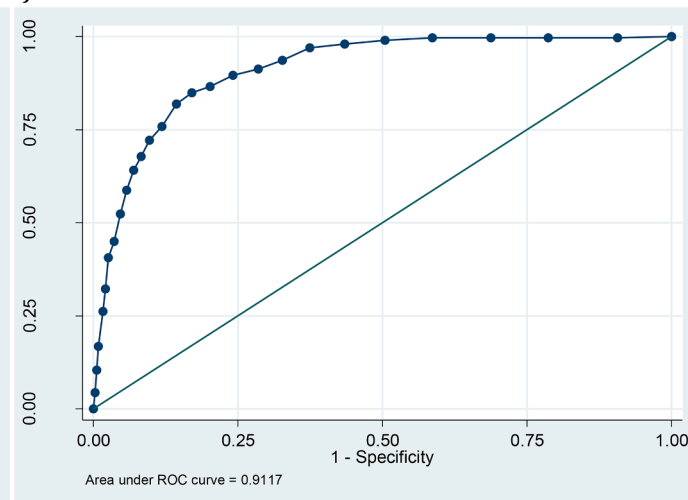


Fig. 2. Receiver operating characteristic (ROC) curve for sMFQ using DAWBA MDD diagnosis as criterion, by sex.

Table 3

Sensitivities, specificities, PPV and NPV for cut-points on sMFQ, compared against reference of self-rated DAWBA MDD diagnosis by sex.

Cut-point	Males				Females			
	Sensitivity	Specificity	PPV	NPV	Sensitivity	Specificity	PPV	NPV
≥ 6	95.0%	67.2%	15.4%	99.5%	98.0%	56.5%	21.8%	99.6%
≥ 7	92.5%	72.1%	17.2%	99.4%	97.0%	62.6%	24.3%	99.4%
≥ 8	91.3%	77.3%	20.1%	99.3%	93.6%	67.3%	26.2%	98.8%
≥ 9	86.3%	80.9%	22.0%	98.9%	91.3%	71.5%	28.4%	98.5%
≥ 10	86.3%	84.9%	26.3%	98.99%	89.6%	75.9%	31.5%	98.3%
≥ 11	83.8%	87.4%	29.4%	98.8%	86.6%	79.8%	34.6%	98.0%
≥ 12	78.8%	90.2%	33.5%	98.5%	84.9%	82.9%	38.1%	97.8%
≥ 13	73.8%	91.8%	36.0%	98.2%	81.9%	85.6%	41.4%	97.4%
≥ 14	65.0%	93.3%	37.7%	97.7%	75.8%	88.2%	44.2%	96.7%
≥ 15	58.8%	95.0%	42.3%	97.3%	72.2%	90.3%	47.9%	96.3%
≥ 16	55.0%	95.9%	45.8%	97.1%	67.8%	91.7%	50.4%	95.8%

11–13 years, Thapar et al. (1998) suggested a cut-point of ≥ 8 in a twin sample aged 11–16 years, and Thabrew et al. (2018) a cut-point of ≥ 12 in help-seeking 12–19 year-olds with mild to moderate depression. There is, therefore, some evidence that a lower cut-point may be appropriate in younger samples, with increasing thresholds needed for adolescents.

Variation in cut-points may also be related to the other sample characteristics, such as whether or not the young people are help-seeking and their sex. Our sensitivity analysis considering males and females separately, found the AUC to be similar for both males and females. However, some studies of help seeking adolescents have found differences in suggested cut points on the sMFQ according to sex. In particular, Jarbin et al. (2020) suggested a lower cut-point for boys (≥ 6) compared to girls (≥ 12). Thabrew et al. (2018) found smaller differences, suggesting a cut-point of ≥ 12 for boys and ≥ 13 for girls. It is not clear to what extent age or puberty may contribute to the differences in cut-points seen in these studies.

4.1. Strengths and limitations

This study has significant strengths. It is the first study, to our knowledge, to evaluate the validity of the sMFQ in adulthood, and utilises data from a large cohort of participants of a similar age.

However, there are limitations to consider. Firstly, ALSPAC is a longitudinal birth cohort that has been followed up over 25 years and suffers from non-random attrition, whereby some groups are more likely to drop out including those at elevated risk of depression as well as other psychopathology and lower socioeconomic status (SES) (Taylor et al., 2018). Thus, those with data at age 25 included in our analyses will not be fully representative of the general population, for example they are more likely to be female and less likely to have a family history of depression than those without age 25 data (Supplementary Table S1). Given that research suggests depression lies at the end of a continuous distribution (Thapar et al., 2012), we would not expect lower levels of depression in our sample to affect our findings of the validity of the sMFQ. Nevertheless, further research is needed to examine the validity of the sMFQ in different young-adult populations. The sample is also a population sample, so generalising findings, especially the descriptive or demographic results, to other settings should be done with caution.

Another important consideration is the validity of the reference measure of depression diagnosis, against which the sMFQ is compared. In this study, DSM-5 MDD diagnosis was established using the DAWBA administered as a self-reported questionnaire rather than by clinical interview administered by trained interviewers, and this limited the information available to derive diagnoses. In addition, the DAWBA was originally developed as a child and adolescent measure, although it has been adapted for and used in adult life (<https://www.dawba.info/>; Findon et al., 2016), and diagnoses were derived using diagnostic criteria that are applicable to adults, including evidence of distress/impairment.

5. Conclusion

We found the sMFQ to be a valid measure of depression in young adults in a general population sample, both for males and females. This suggests that the sMFQ can be used to screen for and monitor depression across adolescence and early adulthood in both research and clinical settings, enabling the monitoring of change and stability in symptoms over this transition period. However, it is still important to consider developmental differences even where the same measure can be used.

Declaration of Competing Interest

None

Contributors

The paper was conceived by OE, RBJ, SSA, AT and LR. It was drafted by OE, and critically revised by RBJ, SSA, RW, AKT, ES, KL, SC, AT and LR. All authors contributed to and have approved the final manuscript.

Funding

The UK Medical Research Council and Wellcome (Grant ref: 217065/Z/19/Z) and the University of Bristol provide core support for ALSPAC. This publication is the work of the authors and Olga Eyre and Lucy Riglin will serve as guarantors for the contents of this paper.

A comprehensive list of grants funding is available on the ALSPAC website

(<http://www.bristol.ac.uk/alspac/external/documents/grant-acknowledgements.pdf>); The measures used in the paper were specifically funded by the Wellcome Trust (204895/Z/16/Z). RBJ is supported by the Welsh Government through Health and Care Research Wales (National Institute for Health Research Fellowship, NIHR-PDF-2018). REW and ES work in a unit that receives funding from the University of Bristol and the UK Medical Research Council (MC_UU_00011/1 and MC_UU_00011/3). REW is supported by a postdoctoral fellowship from the South-Eastern Regional Health Authority (2020024). This research was funded by the Wellcome Trust (204895/Z/16/Z). For the purpose of Open Access, the author has applied a CC BY public copyright licence to any Author Accepted Manuscript version arising from this submission.

Acknowledgments

We are extremely grateful to all the families who took part in this study, the midwives for their help in recruiting them, and the whole ALSPAC team, which includes interviewers, computer and laboratory technicians, clerical workers, research scientists, volunteers, managers, receptionists and nurses.

Supplementary materials

Supplementary material associated with this article can be found, in the online version, at [doi:10.1016/j.jad.2021.07.090](https://doi.org/10.1016/j.jad.2021.07.090).

References

- Angold, A., Costello, E., Messer, S., Pickles, A., Winder, F., Silver, D., 1995. Mood and Feelings Questionnaire: the development of a short questionnaire for use in epidemiological studies of depression in children and adolescents. *Int. J. Methods Psychiatr. Res.* 5, 237–249.
- Angold, A., Costello, E.J., 1987. Mood and Feelings Questionnaire (MFQ). Developmental Epidemiology Program, Durham, NC.
- Beck, A.T., Ward, C., Mendelson, M., Mock, J., Erbaugh, J., 1961. An inventory for measuring depression. *Arch. Gen. Psychiatry* 4, 561–571.
- Boyd, A., Golding, J., Macleod, J., Lawlor, D.A., Fraser, A., Henderson, J., Molloy, L., Ness, A., Ring, S., Smith, G.D., 2013. Cohort profile: the ‘Children of the 90s’-The index offspring of the avon longitudinal study of parents and children. *Int. J. Epidemiol.* 42, 111–127. <https://doi.org/10.1093/ije/dys064>.
- Burleson Daviss, W., Birmaher, B., Melhem, N.A., Axelson, D.A., Michaels, S.M., Brent, D. A., 2006. Criterion validity of the Mood and Feelings Questionnaire for depressive episodes in clinic and non-clinic subjects. *J. Child Psychol. Psychiatry Allied Discip.* 47, 927–934. <https://doi.org/10.1111/j.1469-7610.2006.01646.x>.
- Costello, E.J., Maughan, B., 2015. Annual reserach review: optimal outcomes of child and adolescent mental illness. *J. Child Psychol. Psychiatry* 56, 324–341. <https://doi.org/10.1111/jcpp.12371>.
- Dunn, V., Goodyer, I., 2006. Longitudinal investigation into childhood-and adolescence-onset depression: psychiatric outcome in early adulthood. *Br. J. Psychiatry* 188, 216–222. <https://doi.org/10.1192/bjp.188.3.216>.
- Findon, J., Cadman, T., Stewart, C.S., Woodhouse, E., Eklund, H., Hayward, H., De Le Harpe Golden, D., Chaplin, E., Glaser, K., Simonoff, E., Murphy, D., Bolton, P.F., McEwen, F.S., 2016. Screening for co-occurring conditions in adults with autism spectrum disorder using the strengths and difficulties questionnaire: a pilot study. *Autism Res.* 9, 1353–1363. <https://doi.org/10.1002/aur.1625>.
- Fluss, R., Faraggi, D., Reiser, B., 2005. Estimation of the Youden Index and its associated cutoff point. *Biometrical J.* 47, 458–472. <https://doi.org/10.1002/bimj.200410135>.
- Fraser, A., Macdonald-wallis, C., Tilling, K., Boyd, A., Golding, J., Davey smith, G., Henderson, J., Macleod, J., Molloy, L., Ness, A., Ring, S., Nelson, S.M., Lawlor, D.A., 2013. Cohort profile: the avon longitudinal study of parents and children: ALSPAC mothers cohort. *Int. J. Epidemiol.* 42, 97–110. <https://doi.org/10.1093/ije/dys066>.
- Goodman, R., Iervolino, A.C., Collishaw, S., Pickles, A., Maughan, B., 2007. Seemingly minor changes to a questionnaire can make a big difference to mean scores: a cautionary tale. *Soc. Psychiatry Psychiatr. Epidemiol.* 42, 322–327.
- Goodman, R., Ford, T., Richards, H., Gatward, R., Meltzer, H., 2000. The Development and Well-Being Assessment: description and Initial Validation of an Integrated Assessment of Child and Adolescent Psychopathology. *J. Child Psychol. Psychiatry* 41, 645–655. <https://doi.org/10.1111/j.1469-7610.2000.tb02345.x>.
- Harris, E.C., Barraclough, B., 1998. Excess mortality of mental disorder. *Br. J. Psychiatry* 173, 11–53. <https://doi.org/10.1192/bjp.173.1.11>.
- Henderson, A.R.H., 1993. Assessing test accuracy and its clinical consequences: a primer for receiver operating characteristic curve analysis. *Ann. Clin. Biochem.* 30, 521–539. <https://doi.org/10.1177/000456329303000601>.
- Jarbin, H., Ivarsson, T., Andersson, M., Bergman, H., Skarphedinnsson, G., 2020. Screening efficiency of the mood and feelings questionnaire (MFQ) and short mood and feelings questionnaire (SMFQ) in Swedish help seeking outpatients. *PLoS One* 15. <https://doi.org/10.1371/journal.pone.0230623>.
- Kessler, R.C., Berglund, P., Demler, O., Jin, R., Merikangas, K.R., Walters, E.E., 2005. Lifetime prevalence and age-of-onset distributions of. *Arch. Gen. Psychiatry* 62, 593–602. <https://doi.org/10.1001/archpsyc.62.6.593>.
- Löwe, B., Spitzer, R.L., Gräfe, K., Kroenke, K., Quenter, A., Zipfel, S., Buchholz, C., Witte, S., Herzog, W., 2004. Comparative validity of three screening questionnaires for DSM-IV depressive disorders and physicians’ diagnoses. *J. Affect. Disord.* 78, 131–140. [https://doi.org/10.1016/S0165-0327\(02\)00237-9](https://doi.org/10.1016/S0165-0327(02)00237-9).
- Northstone, K., Lewcock, M., Groom, A., Boyd, A., Macleod, J., Timpson, N., Wells, N., 2019. The Avon Longitudinal Study of Parents and Children (ALSPAC): an update on the enrolled sample of index children in 2019. *Wellcome Open Res.* 4, 1–10. <https://doi.org/10.12688/wellcomeopenres.15132.1>.
- Ponterotto, J.G., Ruckdeschel, D.E., 2007. An Overview of Coefficient Alpha and a Reliability Matrix for estimating adequacy of internal consistency coefficients with psychological research measures. *Percept. Mot. Skills* 105, 997–1014.
- Rhew, I.C., Simpson, K., Tracy, M., Lymp, J., McCauley, E., Tsuang, D., Stoep, A.V., 2010. Criterion validity of the Short Mood and Feelings Questionnaire and one- and two-item depression screens in young adolescents. *Child Adolesc. Psychiatry Ment. Health* 4, 1–11. <https://doi.org/10.1186/1753-2000-4-8>.
- Rice, F., 2010. Prevalence and clinical significance of childhood and adolescent depression. *Genome Med.* 2, 68.
- Taylor, A.E., Jones, H.J., Sallis, H., Euesden, J., Stergiakouli, E., Davies, N.M., Zammit, S., Lawlor, D.A., Munafo, M.R., Smith, G.D., Tilling, K., 2018. Exploring the association of genetic factors with participation in the Avon Longitudinal Study of Parents and Children. *Int. J. Epidemiol.* 47, 1207–1216. <https://doi.org/10.1093/ije/dyy060>.
- Thabrew, H., Stasiak, K., Bavin, L.M., Frampton, C., Merry, S., 2018. Validation of the Mood and Feelings Questionnaire (MFQ) and Short Mood and Feelings Questionnaire (SMFQ) in New Zealand help-seeking adolescents. *Int. J. Methods Psychiatr. Res.* 27, 1–9. <https://doi.org/10.1002/mpr.1610>.
- Thapar, A., McGuffin, P., 1998. Validity of the shortened Mood and Feelings Questionnaire in a community sample of children and adolescents: a preliminary research note. *Psychiatry Res.* 81, 259–268. [https://doi.org/10.1016/S0165-1781\(98\)00073-0](https://doi.org/10.1016/S0165-1781(98)00073-0).
- Thapar, A., Riglin, L., 2020. The importance of a developmental perspective in Psychiatry: what do recent genetic-epidemiological findings show? *Mol. Psychiatry* 25, 1631–1639. <https://doi.org/10.1038/s41380-020-0648-1>.
- Thapar, Anita, Collishaw, S., Pine, D., Thapar, Ajay, 2012. Depression in adolescence. *Lancet* 379, 1056–1067. [https://doi.org/10.1016/S0140-6736\(11\)60871-4](https://doi.org/10.1016/S0140-6736(11)60871-4).
- The National Institute for Health and Care Excellence (NICE), 2019. Depression in Children and Young people: Identification and Management (NICE Guideline 134).
- Turner, N., Joinson, C., Peters, T.J., Wiles, N., Lewis, G., 2014. Validity of the Short Mood and feelings questionnaire in late adolescence. *Psychol. Assess.* 26, 752–762. <https://doi.org/10.1037/a0036572>.
- Wood, A., Kroll, L., Moore, A., Harrington, R., 1995. Properties of the Mood and Feelings Questionnaire in Adolescent Psychiatric Outpatients: a Research Note. *J. Child Psychol. Psychiatry* 36, 327–334. <https://doi.org/10.1111/j.1469-7610.1995.tb01828.x>.