

We are IntechOpen, the world's leading publisher of Open Access books Built by scientists, for scientists

5,800

Open access books available

142,000

International authors and editors

180M

Downloads

Our authors are among the

154

Countries delivered to

TOP 1%

most cited scientists

12.2%

Contributors from top 500 universities



WEB OF SCIENCE™

Selection of our books indexed in the Book Citation Index
in Web of Science™ Core Collection (BKCI)

Interested in publishing with us?
Contact book.department@intechopen.com

Numbers displayed above are based on latest data collected.
For more information visit www.intechopen.com



Chapter

Rice Blast Disease in India: Present Status and Future Challenges

*Deepak Chikkaballi Annegowda,
Mothukapalli Krishnareddy Prasannakumar,
Hirehally Basavarajegowda Mahesh,
Chethana Bangera Siddabasappa,
Pramesh Devanna, Sahana Nagaraj Banakar,
Haniyambadi Basavegowda Manojkumar
and Siddegowda Rajendra Prasad*

Abstract

Rice (*Oryza sativa* L.) is the staple food of the majority of Indians, and India is both the major producer and consumer of rice. Rice cultivation in India is confronted with diverse agro-climatic conditions, varying soil types, and several biotic and abiotic constraints. Among major fungal diseases of Rice in India, the blast caused by *Magnaporthe oryzae* is the most devastating disease, with the neck blast being the most destructive form. Most of the blast epidemic areas in India have been identified with a mixture of races blast fungus resulting in the resistance breakdown in a short period. At present, a more significant number of the rice varieties cultivated in India were bred by conventional breeding methods with blast resistance conferred by a single resistance gene. Therefore, the blast disease in India is predominantly addressed by the use of ecologically toxic fungicides. In line with the rest of the world, the Indian scientific community has proven its role by identifying several blast resistance genes and successfully pyramiding multiple blast resistance genes. Despite the wealth of information on resistance genes and the availability of biotechnology tools, not a great number of rice varieties in India harbor multiple resistance genes. In the recent past, a shift in the management of blast disease in India has been witnessed with a greater focus on basic research and modern breeding tools such as marker-assisted selection, marker-assisted backcross breeding, and gene pyramiding.

Keywords: *Magnaporthe oryzae*, blast, resistance breeding, Marker Assisted Selection (MAS), Pyramiding, disease management, Marker-assisted backcross breeding (MABB)

1. Introduction

As the theme “Rice is life” reflects, Rice (*Oryza sativa* L.) is the single most important staple food crop for more than one-third of the world’s population and more than half of the population India. Rice is grown in a wide range of

agro-ecological conditions in India. Rice provides 21% of global human per capita energy and 15% per capita protein [1]. Amongst the important rice-producing nations in the world, India ranks second in terms of area and production. Out of 782 million tons (mt) of global rice production from 167.1 million hectares (m ha), India produced 116.42 m t in 44.5 m ha (rainy season: 102.13 m t from 39.27 m ha) [2]. For food insecurity to recede, agricultural production on currently cultivated land will increase by 70% globally and 100% in the developing countries by 2050 [3]. Of the various biotic factors limiting rice production and productivity, diseases continue to be an enigmatic problem in several rice-growing ecosystems of the world's tropical and temperate regions. The annual losses due to rice diseases are estimated to be 10–15% on an average basis worldwide. Rice blast fungus infects host plants at various crop growth stages, including leaf, stem, neck, collar, node, and root. The biggest challenge for rice breeders is the breakdown of resistance in existing rice varieties over the years. Therefore, breeding durable and broad-spectrum resistant cultivars is again a challenging task. The broad host range, continuous genetic variation, evolution, and host shifts are the main reasons behind the emergence of virulent pathotypes of *Magnaporthe*, which make blast management a daunting task. Hence, the Rice-*Magnaporthe* interaction pathosystem emerged as a model system to study host-pathogen interaction for several reasons, including the economic importance of blast disease in rice production and human diet.

2. Blast disease of rice and its economic importance

The blast disease affects almost all parts of the rice plant and occurs in different crop growth stages, starting from nursery to harvesting. The symptoms at different stages are called by different names, *viz.*, nursery blast, leaf blast, node blast, neck blast, and panicle blast (**Figure 1**, panels a-e). The disease was first reported as “rice fever” in China by Soong Ying-shin in 1637, and later, it was reported from Japan by Imochi-byo during 1704. It is presently found in approximately 85 countries in the world and India. It was first recorded in 1913, and the first devastating epidemic was reported in 1919 in the Tanjore delta of erstwhile Madras state [5]. Later, the disease




Figure 1. (a) Blast disease symptoms at nursery stage (b) typical leaf blast symptoms under field condition (c) typical node blast symptoms (Photo Courtesy: <http://www.knowledgebank.irri.org>) (d) Neck blast infection leading to the choppiness and breakage of panicle (e) Panicle blast where symptoms appears on grains (f) life cycle of rice blast fungi [4].

has been reported to occur in different regions of India [6, 7]. Blast disease occurs in all rice ecosystems. However, it is more damaging in upland rice than in irrigated ecosystem of rice cultivation. It is the major contributor to the yield gap. It causes more losses, especially in the humid rice-growing areas of India, including the cool season crop in Karnataka, Andhra Pradesh, Tamil Nadu, and Kerala. With the introduction and spread of semi-dwarf high-yielding varieties in the 1960s, its incidence became almost insignificant, especially in plains of North India during the *Kharif* season. The relative losses from this disease vary in different production zones depending on the physical environment, crop management, and pathogen population dynamics. The upland rice, grown in about 6.3 M ha in Eastern India and hill rice, is more prone to blast disease, and in many cases, the disease is left uncontrolled due to non-remunerative management options. Severe epidemics of the blast have occurred between 1980 and 1987 in Himachal Pradesh, Andhra Pradesh, Tamil Nadu, and Haryana, resulting in huge financial losses. As per estimation, the extent of annual yield reduction caused by rice blast disease is sufficient to provide food to around 60 million people [8]. Among the different stages of the disease, drastic yield reductions are reported in neck and panicle blast, reducing the grain weight, the percentage of ripe spikelets, and the percentage of fully mature grains [9]. The infection of the panicle base (Neck blast) by the blast pathogen until 20 days after heading was found to cause more than 50 percent yield loss [10]. In India, yield losses due to blast could be as high as 50% when the disease attains an epidemic proportion [11]. During natural epidemics of blast disease in the wet season, disease incidence ranged from 14 to 27% (above the economic threshold), resulting in yield loss of about 27–35 percent [12].

3. Rice blast fungus: *Magnaporthe oryzae*

The fungus causes rice blast disease *Pyricularia oryzae* Cavara [synonym *P. grisea* Sacc, teleomorph *Magnaporthe oryzae* [(Hebert) Barr]. The genus *Magnaporthe*, which consists of five species (*M. grisea*, *M. oryzae*, *M. salvinii*, *M. poae*, and *M. rhizophila*), has shared morphological traits such as three-septate fusiform ascospores and black non-stromatic perithecia (ascocarp) with long hairy necks [13]. However, due to the limited host range of the individual isolates, all *Magnaporthe* sps were regarded as the *M. grisea* species complex (Mg complex) [14, 15]. Blast disease of rice and other gramineous species is caused by the members of the Mg complex [15]. Recently, based on phylogenetic analyses and mating tests, isolates from crabgrass were separated from the Mg complex and named *M. grisea*, and other isolates from grasses, including rice, were named as *M. oryzae* [16–19]. One hundred thirty-seven family members, including rice, are affected by *M. oryzae* where it causes blast disease [20, 21].

3.1 Disease cycle and epidemiology

The pathogen perpetuates as mycelium and conidia on diseased straw, seed, rice ratoons, volunteer rice plants, and weed hosts. The initiation of the primary infection process begins with the attachment of the conidium of *M. oryzae* to the leaf cuticle. Later stages of the infection process include the formation of appressorium, which assists in pathogen penetration, generation of turgor, formation of penetration peg, and finally penetration into host tissue (**Figure 1**, panel f) [4, 22, 23]. After penetration, hyphae grow through the plant tissue, resulting in the disease lesions and typical rice blast symptoms. Under congenial weather conditions (high relative humidity and low night temperature), the fungus produces an enormous number of conidia which brings the secondary spread and infection to other healthy plants nearby and spreads rapidly to adjacent fields by wind leading to field epidemic [4, 20, 24]. New blast

lesions appear within 4–5 days after landing spores at the optimum temperature on the leaf surface. New conidia are produced under warm and wet weather conditions on the disease lesion within few hours of lesion appearance. The sporulation continues for several days and provides the inoculum (secondary conidia) for secondary infection.

Although blast disease is distributed across all the parts of India, some parts of the country have been identified as hotspots of blast disease. Sub-Himalayan regions of Jammu and Kashmir, Himachal Pradesh, hill districts of Uttaranchal, and West Bengal are often associated with the northern part of India repeated epidemics of blast disease. In the eastern part of India, the blast is in its destructive form in upland rice-growing areas of Arunachal Pradesh, Manipur, Mizoram, Meghalaya, Assam, Chotanagpur belt, and Jaypore tract of Orissa. While blast is of much importance in the Konkan region of Maharashtra and Gujarat in the west, the disease is frequently reported from Andhra Pradesh, Telangana, Tamilnadu, and Coorg region of Karnataka in peninsular India. From several blast disease incidence reports and surveys, blast disease occurs in different agroclimatic conditions in the country. In North and North-Eastern India, the blast disease occurs in June to September in high rainfall areas with 20–24°C. In medium rainfall areas (1000 mm per annum) and temperatures ranging between 24 and 34°C in Western and Central India, blast occurrence is reported from August to October. However, the disease is associated with Andhra Pradesh, Telangana, Karnataka, Tamilnadu, and Kerala states in dry periods with cooler nights (18–22°C).

3.2 Pathogen variability

One of the main strengths of a blast pathogen in its interaction with the host and overpowering of the host defense system is the existence of several races. The Indian subcontinent is a center of origin and diversity for the *Magnaporthe* species complex. The pathogen is highly variable and evolves into new pathotypes within a short period. There is a nationally coordinated system (All India Coordinated Rice Improvement Programme) for regular monitoring of virulence pattern of blast disease using twenty-five rice cultivars that include international blast differentials, recombinant inbred lines, donors, and commercial cultivars. Cluster analysis of the *M. oryzae* reaction on these cultivars in different rice growing ecosystems revealed that the pathogen population could be clustered into four separate groups.

Further, there was a considerable variation within the groups, also suggesting the significant variability in the virulence of the *M. oryzae* population of India [25]. Efforts were made during the 1970s, where race profiling of Indian isolates of *M. oryzae* was carried out, and a new race group IJ was identified [6]. During the 1970s, race IC3 and ID 1 were predominantly distributed in India [6]. In another report, five pathogenic race groups, ID-1, ID-2, IB-4, IC-17, and IC-25, were identified from India and group ID-17 to be predominantly distributed in the Indian paddy ecosystem [26]. A total of 72 isolates of *M. oryzae* from rice in different districts of Karnataka were examined for identifying sexual mating alleles MAT1, MAT2, and understanding the genetic diversity based on the DNA fingerprint of pot2 an inverted repeat transposon. Among 72 isolates, 44 isolates belonged to MAT1 type (male fertile), and 28 isolates were of MAT2 (female fertile), and there were no hermaphrodite isolates [27]. Multi-marker systems including Simple Sequence Repeats (SSRs), repetitive DNA-based markers (Pot2), pathogenicity genes were used to study genetic variability of *Magnaporthe* species in rice and finger millet ecosystems from southern India. Data from multiple markers revealed high genetic diversity and clustering based on geographical location and host species [28]. Interestingly, major cluster I is dominated by Indian isolates whereas cluster II is dominated by isolates from different rice growing region of the world. Similarly, the blast isolates from the same geographical location did not belong to the same sub-cluster while genetically

similar isolates from different geographical location were grouped together. Same authors grouped most of Indian isolates in one group whereas blast isolates from other parts of the world in other group might be due to presence of distinct strain in India than rest of the world [29]. Despite few studies, the race distribution of the rice blast fungus is poorly understood in India. It demands enormous attention in the context of deploying suitable resistance genes to confront the pathogen.

4. Pathogenomics

4.1 Sequencing of rice blast fungus

The whole genome of *M. oryzae* strain 70–15 was the first to be sequenced among plant pathogenic fungi using the Sanger sequencing method [30]. Subsequently, several field isolates of the blast have been sequenced using next-generation sequencing (NGS). While field isolates from Japan (Ina168 and P131) and China (Y34) [31, 32] were sequenced using the 454 sequencing platform, more recently, two field isolates, FJ81278 and HN19311 from China, have been sequenced using Illumina technology [33]. A highly diverse *Magnaporthe* species complex and multiple field isolates of *Magnaporthe* infecting different hosts such as rice (leaf and neck), finger millet (leaf and neck), foxtail millet (leaf), and buffelgrass (leaf) have recently been sequenced from India using Illumina sequencing technology [34, 35]. The majority of these isolates included virulent field isolates from southern India and a commonly used virulent reference strain B157 isolated from rice [36]. The genomes were extensively analyzed to compare the variability in gene content, repeat element distribution, candidate effectors, genes involved in carbohydrate metabolism, and single nucleotide polymorphisms (SNPs). This study has shed light on genomic factors contributing to genome variation, pathogenic strain evolution, and host-specificity. It was the first to compare blast fungal isolates from different hosts and different host tissues in India at the genome level.

Interestingly, whole-genome sequencing of multiple isolates has revealed large chunks of novel genomic regions and multiple novel genes. In another report, the whole-genome assembly of *M. oryzae* RMg-D1 yielded 34.82 Mb genome sequence by PacBio single-molecule and Illumina HiSeq2500 sequencing, which aids in better understanding the genetic determinants of host range, host jump, survival, pathogenicity, and virulence factors of *M. oryzae* [37]. The genomic variation was attributed to race evolution over a period of time by geographical separation, chromosomal variation, and variability in repetitive elements [30, 31, 33]. The availability of pathogen genomes will undoubtedly be helpful to breeders and researchers to understand *Magnaporthe* virulence spectrum and improve blast resistance in rice and other important food crops affected by blast disease.

4.2 Rice genome sequencing

Pathogen and host are the two faces of a coin in the context of host-pathogen interactions and disease management. Hence, characterizing the rice genotypes for novel resistant genes (R) should be done parallel with that of the pathogen as host and pathogen evolve simultaneously for their survival in nature. The discovery of novel 'R' genes and understanding their mutation in evolving novel alleles/genes is an important step in resistance breeding. Allele discovery/mining could be made using high throughput technologies like whole genome sequencing using next-generation sequencing (NGS) technologies. Rice is a model cereal crop, and several rice cultivars have been sequenced at the genome level, with Nipponbare

as the first rice cultivar to be sequenced and published in 2002 [38]. Further, the indica cultivar 93-11 was also sequenced and published in the same year [39]. These initial efforts laid the foundation for the genomic era in rice. Subsequently, several whole-genome sequencing efforts of rice cultivars like IR-64 [40], Kasalath [41], and HR-12 [42] also added quantum of genomic information to the existing genomic resources. HR-12 genome was assembled using a combination of Illumina short reads and PacBio long reads. This was the first report in the world to sequence rice genome using third-generation sequencing technology. The power of long-read technologies helped in repeat resolution compared to second-generation technologies. Large-scale discovery of novel alleles by resequencing of 3000 rice germplasm accessions belonging to 89 countries contributed significantly to the rice genomic resources [43]. Exploiting natural variation existing among rice landraces is an ideal method to map R genes. Mapping of R genes based on avirulent (*Avr*) genes pattern in the rice-growing areas is the best strategy to mitigate *Magnaporthe* via exploiting host plant resistance. The product of the avirulence (*Avr*) gene of *Magnaporthe* can be detected by the corresponding resistance (*R*) gene of rice and activates immunity to rice mediated by the *R* gene. The high degree of variability of *M. oryzae* isolates in pathogenicity makes the control of rice blast difficult. That resistance of the *R* gene in rice has been lost ascribed to the instability of the *Avr* gene in *M. oryzae*. Further study on the variation of the *Avr* genes in *M. oryzae* field isolates may yield valuable information on the durable and effective deployment of *R* genes in rice production areas. *AvrPiz-t* and *Piz-t* are a pair of valuable genes in the Rice-*Magnaporthe* pathosystem. *AvrPiz-t* is detectable by *Piz-t* and determines the effectiveness of *Piz-t* [44]. Rice SNP-seek database developed based on 3000 rice genomes, possessing a large-scale single base level variation across three geographical rice ecotypes (*japonica*, *indica*, and *javanica*) been made available to the public [45]. These variants could be harnessed to study the genetic diversity and development of subspecies-specific rice cultivars. Also, rice breeders can focus on allele mining for corresponding R genes and pyramiding these genes in commonly grown cultivars in a given location to help develop resistant rice varieties.

5. Resistance genes and QTLs for rice blast disease

The resistance for blast disease is two types: i) qualitative or complete resistance governed by a major R gene, and ii) quantitative or partial resistance governed by many quantitative trait loci [46]. While qualitative resistance confers resistance against a specific race of blast pathogen, the quantitative resistance is non-race specific. To date, 109 major blast resistance genes have been identified in rice. Out of these, 25 R genes have been successfully cloned and characterized, with Pi9 being the first cloned R gene (**Table 1**). Japan and China have lead the race in identification of major R genes by identifying 34 and 27 blast resistance genes, respectively. Followed by these, a significant contribution has also been made by USA, France, Philippines and India. To date eight R genes have been mapped in India that include Pi10, Pi157f, Pi38, Pi42(t), Pikh (Pi54) [129], Pitp [117], Pi54rh [127], and Pi54of [128]. The details of the genes mapped in India and the rice varieties in which they were identified are provided in **Table 1**. Majority of the genes identified in India and rest of the world encode proteins with NBS-LRR (Nucleotide Binding Site and Leucine Rich Repeats) and Zinc finger domains that confer disease resistance. Among all the genes that were mapped in India, pi54 is of great importance as it a major blast resistance gene and provides durable resistance against Indian races of blast fungus. These qualitative and major R genes have been extensively used in blast resistance breeding programs worldwide (**Table 2**). For instance,

Sl. No	Gene	Chr. No.	Position Location (bp)	Source	Country	References
1	<i>Mpiz</i>	11	4073024-16730739	Zenith (J)	Japan	[47]
2	<i>Pb1</i>	11	21711437-21361768	Modan (I)	Japan	[48, 49]
3	<i>PBR</i>	11	-	St-No 1 (J)	Japan	[50]
4	<i>Pi(t)</i>	4	-	P167 (I)	-	[51]
5	<i>Pi1</i>	11	26498854-28374448	LAC23 (J)	Philippines	[52]
6	<i>Pi10</i>	5	14521809-18854305	Tongil (I)	India	[53]
7	<i>Pi11</i>	8	-	Zhai-Ya-Quing8 (I)	China	[51]
8	<i>Pi12</i>	12	6988220-15120464	K80-R-Hang (J) Moroberekan (J)	Japan	[54]
9	<i>Pi13(t)</i>	6	12456009-16303608	<i>O. minuta</i> (W), Kasalath (I), Maowangu	Philippines	[55-57]
10	<i>Pi14(t)</i>	2	1-6725831	Maowangu	Japan	[58]
11	<i>Pi15</i>	9	9641358-9685993	GA25 (J)	China	[59]
12	<i>Pi157</i>	12	8826555-18050447	Moroberekan (J)	India	[53]
13	<i>Pi16(t)</i>	2	1-6725831	Aus373 (I)	Japan	[60]
14	<i>Pi17</i>	7	22250443-24995083	DJ123 (I)	Philippines	[61, 62]
15	<i>Pi18(t)</i>	11	26796917-28376959	Suweon365 (J)	Korea	[63]
16	<i>Pi19(t)</i>	12	8826555-13417087	Aichi Asahi (J)	Japan	[64]
17	<i>Pi20</i>	12	6988220-10603823	IR24 (I)	Philippines	[65]
18	<i>pi21*</i>	4	5242654-5556378	Owarihatamochi (J)	Japan	[66]
19	<i>Pi22(t)</i>	6	4897048-6023472	Suweon365 (J)	Korea	[67]
20	<i>Pi23</i>	5	10755867-19175845	Suweon365 (J)	Korea	[67]
21	<i>Pi24(t)</i>	1	5242654-5556378	Azuena (J)	France	[68]
22	<i>Pi25*</i>	6	18080056-19257588	Gumei 2 (I)	China	[69]
23	<i>Pi25(t)</i>	2	34360810-37725160	IR64 (I)	France	[68]

Sl. No	Gene	Chr. No.	Position Location (bp)	Source	Country	References
24	<i>Pi26</i>	6	8751256-11676579	Gumei 2 (I)	China	[70]
25	<i>Pi26(t)</i>	5	2069318-2760202	Azucena (J)	France	[68]
26	<i>Pi27</i>	1	5556378-744329	Q14 (I)	France	[68]
27	<i>Pi27(t)</i>	6	6230045-6976491	IR64 (I)	France	[68]
28	<i>Pi28(t)</i>	10	19565132-22667948	IR64 (I)	France	[68]
29	<i>Pi29(t)</i>	8	9664057-16241105	IR64 (I)	France	[68]
30	<i>Pi3(t)</i>	6	-	Pai-kan-cao (J)	Philippines	[71]
31	<i>Pi30(t)</i>	11	441392-6578785	IR64 (I)	France	[68]
32	<i>Pi31(t)</i>	12	7731471-11915469	IR64 (I)	France	[68]
33	<i>Pi32(t)</i>	12	13103039-18867450	IR64 (I)	France	[68]
34	<i>Pi33</i>	8	5915858-6152906	IR64 (I)	France	[68]
35	<i>Pi34</i>	11	19423000-19490000	Chubu32 (J)	Japan	[72]
36	<i>Pi35(t)*</i>	1	-	Hokkai 188 (J)	Japan	[73]
37	<i>Pi36*</i>	8	2870061-2884353	Q61 (I)	China	[74]
38	<i>Pi37*</i>	1	33110281-33489931	St-No 1 (J)	China	[75, 76]
39	<i>Pi38</i>	11	19137900-21979485	Tadukan (I)	India	[77]
40	<i>Pi39(t)</i>	4, 12	-	Chubu 111 (J) Q15(I)	China	[78]
41	<i>Pi40(t)</i>	6	16274830-17531111	<i>O. australiensis</i> (W)	Philippines	[79]
42	<i>Pi41</i>	12	33110281-34005652	93-11 (I)	China	[80]
43	<i>Pi42(t)</i>	12	19565132-22667948	DHR9 (I)	India	[81]
44	<i>Pi44</i>	11	20549800-26004823	Moroberekan (J)	USA	[82]
45	<i>Pi47</i>	11	-	Xiangzi 3150 (I)	China	[83]
46	<i>Pi48</i>	12	-	Xiangzi 3150 (I)	China	[83]

Sl. No	Gene	Chr. No.	Position Location (bp)	Source	Country	References
47	<i>Pi5(t)</i>	9	–	Moroberekan (J)	Philippines	[84]
48	<i>Pi6(t)</i>	12	4053339-18867450	Apura (I)	USA	[85]
49	<i>Pi62(t)</i>	12	2426648-18050026	Yashiro-mochi (J)	Japan	[68]
50	<i>Pi67</i>	–	–	Tsuyuake	Philippines	[68]
51	<i>Pi8</i>	6	6230045-8751256	Kasalath (I)	Japan	[57]
52	<i>Pi9*</i>	6	10386510-10389466	<i>O. minuta</i> (W)	China	[86]
53	<i>Pia*</i>	11	4073024-8078510	Aichi Asahi (J)	Japan	[87, 88]
54	<i>Pib*</i>	2	35107768-35112900	Tohoku IL9 (J)	Japan	[89, 90]
55	<i>Pib2</i>	11	26796917-28376959	Lemont (J)	Philippines	[91]
56	<i>PiCO39(t)</i>	11	6304007-6888870	CO39 (I)	USA	[92]
57	<i>Pid(t)1</i>	2	20143072-22595831	Digu (I)	China	[93]
58	<i>Pid2*</i>	6	17159337-17163868	Digu (I)	China	[94]
59	<i>Pif</i>	11	24695583-28462103	Chugoku 31-1 (J)	Japan	[95]
60	<i>Pig(t)</i>	2	34346727-35135783	Guangchangzhan (I)	China	[96]
61	<i>PiGD1</i>	8	–	Sanhuangzhan 2 (I)	China	[97]
62	<i>PiGD-2</i>	10	–	Sanhuangzhan 2 (I)	China	[98]
63	<i>PiGD3</i>	12	–	Sanhuangzhan 2 (I)	China	[98]
64	<i>Pigm(t)*</i>	6	10367751-10421545	Gumei4 (I)	China	[99]
65	<i>Pii</i>	9	2291804-28431560	Ishikari Shiroke (J) Fujisaka 5 (J)	Japan	[95, 100]
66	<i>Pii1</i>	6	2291804-28431560	Fujisaka 5 (J)	Japan	[56, 57]
67	<i>Pii2</i>	9	1022662-7222779	Ishikari Shiroke (J)	Japan	[101]
68	<i>Piis1</i>	11	2840211-19029573	Imochi Shiraz (J)	Japan	[102]
69	<i>Piis2</i>	–	–	Imochi Shiraz (J)	Japan	[102]

Sl. No	Gene	Chr. No.	Position Location (bp)	Source	Country	References
70	<i>Piis3</i>	-	-	Imochi Shiraz (J)	-	[102]
71	<i>Pik*</i>	11	27314916-27532928	Kusabue (I)	China	[103, 104] [-48]
72	<i>Pikg</i>	11	27314916-27532928	GA20 (J)	Japan	[56]
73	<i>Pikh (Pi54)*</i>	11	24761902-24762922	Tetep (I)	India	[105]
74	<i>Pikm*</i>	11	27314916-27532928	Tsuyuake (J)	China	[106, 107]
75	<i>Pikp*</i>	11	27314916-27532928	HR22 (I)	China	[108]
76	<i>Piks</i>	11	27314916-27532928	Shin 2 (J)	Japan	[109]
77	<i>Pikur1</i>	4	24611955-33558479	Kuroka (J)	Japan	[102]
78	<i>Pikur2</i>	11	2840211-18372685	Kuroka (J)	Japan	[110]
79	<i>Pilm2</i>	11	13635033-28377565	Lemont (J)	USA	[111]
80	<i>Pir2-3(t)</i>	2	-	IR64 (I)	Indonesia	[112]
81	<i>Pirf2-1(t)</i>	2	-	<i>O. rufipogon</i> (W)	Indonesia	[112]
82	<i>Pise</i>	11	5740642-16730739	Sensho (J)	Japan	[102]
83	<i>Pise2</i>	-	-	Sensho (J)	Japan	[102]
84	<i>Pise3</i>	-	-	Sensho (J)	Japan	[102]
85	<i>Pish*</i>	1	33381385-35283446	Shin 2 (J)	Japan	[65]
86	<i>Pi-sh</i>	11	33381385-35283446	Nipponbare (J)	Japan	[65]
87	<i>Pit*</i>	1	2270216-3043185	Tjahaja (I), K59 (I)	Japan	[108, 113]
88	<i>Pita*</i>	12	10603772-10609330	Tadukan (I),	USA	[114]
89	<i>Pita2</i>	12	10078620-13211331	Shimokita (J)	Japan	[115, 116]
90	<i>Pitp(t)</i>	1	25135400-28667306	Tetep (I)	India	[117]
91	<i>Pitq1</i>	6	28599181-30327854	Tequing (I)	USA	[111]
92	<i>Pitq2</i>	2	-	Teqing (I)	USA	[91]

Sl. No	Gene	Chr. No.	Position Location (bp)	Source	Country	References
93	<i>Pitq3</i>	3	-	Teqing (I)	USA	[91]
94	<i>Pitq4</i>	4	-	Teqing (I)	USA	[91]
95	<i>Pi-tq5</i>	2	34614264-35662091	Tequing (I)	USA	[111]
96	<i>Pitq6</i>	12	5758663-7731471	Tequing (I)	USA	[111]
97	<i>Piy1(t)</i>	2	-	Yanxian No 1 (I)	China	[118]
98	<i>Piy2(t)</i>	2	-	Yanxian No1 (I)	China	[118]
99	<i>Piz</i>	6	10155975-10517612	Zenith (J), Tadukan (I), Toride 1 (J), Fukunishiki (J)	Japan	[119]
100	<i>Pizh</i>	8	4372113-21012219	Zhai-Ya-Quing8 (I)	China	[51]
101	<i>Pi2*</i>	6	10076481-10204423	Jefferson	China	[120]
102	<i>Pid3*</i>	6	13055253-13058027	93-11(I),Nipponbare (J)	China	[121]
103	<i>Pi4</i>	12	-	Pai-kan-tao	Philippines	[122]
104	<i>Pizt*</i>	6	-	Wild rice	Japan	[123]
105	<i>Pi5*</i>	9	S04G03-C1454 (Map position)	RIL260	Korea	[124]
106	<i>Pb1*</i>	11	<i>Os11g0597700</i>	Kanto 209, Koshihikari Aichi	Japan	[125]
107	<i>NLS1*</i>	11	AC134922 (Accession number)	Wild rice	China	[126]
108	<i>Pi54rh*</i>	11	-	<i>Oryza rhizomatis</i> (Wild rice)	India	[127]
109	<i>Pi54of*</i>	11	HE589448 (Accession number)	<i>Oryza officinalis</i>	India	[128]

Note: Chr No. = Chromosome number; I = Indica; J = Japonica; - = Not Known. *Cloned and characterized blast resistance genes in rice.

Table 1.
Blast resistance genes identified so far in different rice cultivars.

Sl. No	Gene/ QTL	Marker type	Technique	Trait	Application	Reference
1.	<i>Pi1, Piz-5, Pita</i>	RFLP	MAS	Blast resistance	Pyramiding of three near isogenic lines (C101LAC, C101A51 and C101PKT) for blast resistance into a single cultivar CO39, each carrying the major genes <i>Pi1, Piz-5</i> and <i>Pita</i> , respectively	[130]
2.	<i>Pi1</i>	SSR, ISSR	MABB	Blast resistance	Applied for backcross breeding of variety	[131]
3.	<i>Xa21, Piz</i>	SSR	MAS	Bacterial blight and blast resistance	Pyramiding of target traits	[132]
4.	<i>Pid1, Pib, Pita, Pi2</i>	SSR	MAS	Blast resistance	<i>Pid1, Pib</i> and <i>Pita</i> genes were introduced into G46B, while <i>Pi2</i> was introduced into Zhenshan 97B	[93]
5.	<i>Piz</i>	SSR	MAS	Blast resistance	Successfully used for selection of blast resistance in a wide array of rice germplasm	[133]
6.	<i>Xa13, Xa21, Pi54, qSBR11</i>	SSR	MAS	Blast, Bacterial blight and Sheath blight resistance	Transfer genes conferring the resistances toward three different diseases in rice	[134]
7.	<i>Pita</i>	Gene specific	MAS	Blast resistance	Existence of <i>Pita</i> gene in 141 rice germplasms was determined, but the results were more articulated when <i>Pita</i> gene was introduced through advanced breeding lines	[135]
8.	<i>Pi1, Pi2, Pi33</i>	SSR	MABB	Blast resistance	Introgressed into Jin23B	[136]
9.	<i>Pi1, Pi2, Xa23</i>	SSR	MABB	Blast resistance and bacterial blight	Successfully applied for breeding variety Rongfeng B	[137]

Sl. No	Gene/ QTL	Marker type	Technique	Trait	Application	Reference
10.	<i>Piz-5</i> , <i>Pi54</i>	SSR	MABB	Blast resistance	Transfer blast resistance genes from donor lines (C101A51 and Tetep) into PRR78 to develop Pusa 1602 (PRR78 + <i>Piz-5</i>) and Pusa 1603 (PRR78 + <i>Pi54</i>), respectively	[138]
11.	<i>Pi9</i>	Gene specific	MABB	Blast resistance	Applied to introgress the cultivar Luhui 17	[139]
12.	<i>Pi1</i> , <i>Piz</i>	SSR	MABB	Blast resistance	Pyramiding of <i>Pi1</i> and <i>Piz-5</i> genes into introduced PRR78	[140]
13.	<i>Pi39</i>	InDel	MABB	Blast resistance	Introgressed into Chinese cultivar Q15	[141]
14.	<i>Pi2</i> , <i>Xa21</i> , <i>Xa33</i>	SSR	MABB	Blast and Bacterial blight resistance	Introgressed into RPHR-1005	[142]
15.	<i>Pi40</i>	SSR	MABB	Blast resistance	Introgressed into elite cultivars Turkish, Osmancik-97 and Halilbey	[143]
16.	<i>Pi1</i> , <i>Pi2</i>	SSR	MABB	Blast resistance	Introgressed into Intan variety and BPT5204	[144]
17.	<i>Pi46</i> , <i>Pita</i>	SSR	MABB	Blast resistance	Introgressed into Hang hui 179 (HH179)	[145]
18.	<i>Pi2</i> , <i>Pi9</i>	SNP	MABB	Blast resistance	Introgressed into R179	[146]
19.	<i>Pizt</i> , <i>Pi2</i> , <i>Pigm</i> , <i>Pi40</i> , <i>Pi9</i> , <i>Piz</i>	SSR	MAS	Blast resistance	Introgressed into Yangdao 6	[147]
20.	<i>Pi1</i> , <i>Pi2</i> , <i>Pi33</i>	SSR	MAS	Blast resistance	Introgressed into Russian rice varieties	[148]
21.	<i>Pi9</i> , <i>Pizt</i> , <i>Pi54</i>	SNP	MABB	Blast resistance	Introgressed into japonica rice 07GY31	[145]
22.	<i>Pi-b</i> , <i>Pik-h</i>	SSR	MAS	Blast resistance	Introgressed into MR219	[149]
23.	<i>Pi-ar</i>	RAPD	MAS	Blast resistance	Double haploid technique was used for the introgression of <i>Pi-ar</i> gene	[150]

Sl. No	Gene/ QTL	Marker type	Technique	Trait	Application	Reference
24.	<i>Pi2</i> , <i>Pi54</i> , <i>xa13</i> and <i>Xa21</i>	SSR	MABB	Blast and Bacterial blight resistance	Improvement of Basmati rice varieties	[151]
25.	<i>Piz-5</i> and <i>Pi54</i>	SSR	MABB	Blast resistance	Incorporation of blast resistance into “PRR78”, an elite Basmati rice restorer line	[152]
26.	<i>Pi1</i> , <i>Pi2</i> and <i>Pi33</i>	SSR	MABB	Blast resistance	Improve blast resistance in Indian rice (<i>Oryza sativa</i>) variety ADT43	[153]
27.	<i>Pi-2</i> and <i>Pi-54</i>	SSR	MABB	Blast resistance	Introgression of blast resistance genes into the genetic background of elite, bacterial blight resistant indica rice variety, Improved Samba Mahsuri	[154]
28.	<i>Xa21</i> , <i>xa13</i> and <i>Pi54</i>	Gene specific	MABB	Blast and Bacterial blight resistance	Marker-Assisted Pyramiding of Genes Conferring Resistance Against Bacterial Blight and Blast Diseases into Indian Rice Variety MTU1010	[155]
29.	<i>Xa 5</i> and 4 blast QTLs	SSR	MAS	Blast and Bacterial blight resistance	Pyramiding of blast and bacterial leaf blight resistance genes into rice cultivar RD6	[156]
30.	<i>Pi54</i> and <i>Pi1</i>	SSR	MAS	Blast resistance	Introgression of blast resistance genes into cold tolerant variety Tellahamsa	[157]
31.	<i>Pi46</i> and <i>Pita</i>	SSR	MABB	Blast resistance	Blast resistance genes were introgressed into an elite restorer line Hang-Hui-179 (HH179)	[145]
32.	<i>Pi2</i> and <i>Xa23</i>	SSR	MAS	Blast and Bacterial blight resistance	Pyramiding of broad-spectrum disease resistance genes into GZ63-4S elite thermo-sensitive genic male-sterile line in rice	[158]

Sl. No	Gene/ QTL	Marker type	Technique	Trait	Application	Reference
33.	<i>Xa21</i> , <i>Xa33</i> , <i>Pi2</i> , <i>Rf3</i> and <i>Rf4</i>	SSR	MAS	Blast and Bacterial blight resistance	Marker-assisted improvement of the elite restorer line of rice, RPHR-1005 for resistance against diseases	[142]
34.	<i>Xa21</i> , <i>xa13</i> , and <i>Pi54</i>	SSR	MAS	Blast and Bacterial blight resistance	Introgression of Major Bacterial Blight And Blast Resistant Genes into Vallabh Basmati 22	[159]
35.	<i>Xa21</i> and <i>Pi54</i>	SSR	MABB	Blast and Bacterial blight resistance	Introgression of bacterial blight and blast resistance into DRR17B, an elite, fine-grain type maintainer line of rice	[160]
36.	<i>Pi54</i> , <i>qSBR11-1</i> , <i>qSBR11-2</i> and <i>qSBR7-1</i>	SSR and QTLs	MABB	Blast and Sheath blight	Introgression of multiple disease resistance into a maintainer of Basmati rice CMS line	[161]
37.	<i>Pikh</i>	SSR	MABB	Blast	Introgression of Blast Resistance Gene into a Malaysian Cultivar, MR264	[162]

Modified table of Ashkani et al. [163].

SSR, Simple sequence repeat; ISSR, Inter simple sequence repeat; SNP, Single nucleotide polymorphism; RFLP, Restriction fragment length polymorphism; RAPD, Randomly Amplified Polymorphic DNA; MAS, Marker Assisted Selection and MABB, Marker Assisted Backcrossing Breeding.

Table 2.

Examples of marker assisted selection (MAS) and marker assisted backcross breeding (MABB) in rice for blast resistance.

the improved rice lines carrying Pi9 and Pi2 were highly resistant to 43 isolates collected from 13 countries and 455 isolates collected from different parts of the Philippines, and 792 isolates from several regions of China, respectively [86, 164]. Because of their high importance, there are continuing efforts to identify additional major blast resistance genes, especially in wild rice species, and transfer them into elite varieties. For example, Pi9 present in indica rice line 75-1-127 [131] was introgressed from *O. minuta* [55]. Amongst the molecularly characterized major leaf-blast R genes, 22 were; namely, *Pi37*, *Pit*, *Pi-sh*, *Pi64*, *Pi-b*, *Pi63*, *Pi9*, *Pi-2*, *Piz-t*, *Pid3*, *Pigm*, *Pi25*, *Pi36*, *Pi5*, *Pi-54*, *Pik-m*, *Pik*, *Pik-p*, *Pik-e*, *Pi-a*, *Pi1*, and *Pita*, belong to the largest class of plant R genes that encode proteins with the nucleotide-binding site (NBS). Leucine-rich repeat (LRR) domains whereas one, *Pid2*, encodes serine–threonine–kinase membrane-spanning protein [165]. Rice blast resistance gene, Pi54 provides broad-spectrum resistance against different strains of *M. oryzae*. Understanding the cellular localization of Pi54 protein is an essential step towards deciphering its interaction with the cognate Avr-gene. A study was

conducted to investigate the subcellular localization of Pi54 with Green Fluorescent Protein (GFP) as a molecular tag. This is the first detailed report, which emphasizes the cellular and subcellular distribution of the broad-spectrum blast resistance gene Pi54 in rice and the impact of its constitutive expression towards resistance against other fungal and bacterial pathogens of rice [166]. These R genes function in a gene-for-gene fashion, meaning that for every R gene in the host, there is an Avr gene in the pathogen. Therefore, the pathogen can easily break down the host resistance by modifying or deleting its corresponding Avr gene and rendering the resistant variety susceptible after a few years [167]. The quantitative or partial resistance is more suited to low-risk areas as it cannot suppress *M. oryzae* when the environments are conducive for its growth. The quantitative trait loci (QTL), which in the context of disease resistance also referred to as quantitative resistance loci (QRLs) [168], are thought to play an important role in sustainable food production in the years ahead by manifesting durable resistance against many races of the blast fungus [169]. Chromosomal locations of leaf-blast R genes and quantitative trait loci (QTLs) for neck-blast resistance in rice are illustrated in **Figure 2**. Recently, QTL analysis of introgression line (INGR15002) derived from *O. glumaepatula* led to the identification of two major QTL - qBL3 contributing about 34% and 32%

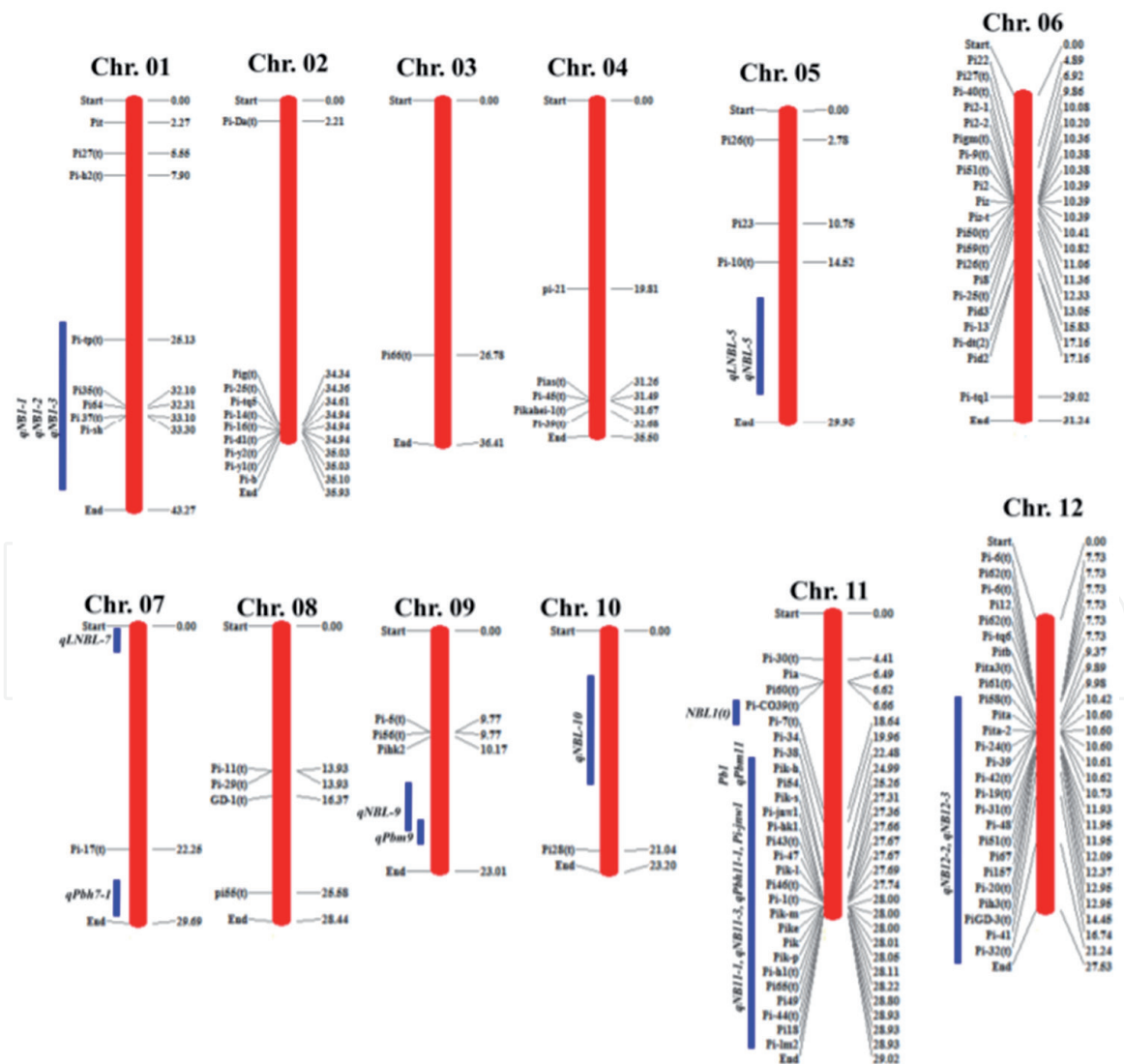


Figure 2. Chromosomal locations of leaf-blast R genes and quantitative trait loci (QTLs) for neck-blast resistance in rice. The chromosomal locations for R genes and QTLs were deduced by projecting the sequences of closely linked/flanking markers on the genome sequence of cv. Nipponbare released by International Rice Genome Sequencing Project (<http://rapdb.dna.afrc.go.jp>) adopted [131].

phenotypic variance towards leaf and neck blast resistance, respectively, and qBL7 contributing about 25% of phenotypic variance for leaf blast [170]. Hence, there are several and continuous attempts to identify QTLs for blast resistance in rice. However, the results of a meta-analysis of QTLs have indicated that the use of QTLs does not offer durable and broad-spectrum resistance compared to that offered by the major genes [171]. Hence, care has to be taken in future breeding programs to effectively combine the major genes and QTLs to achieve durable and long-lasting resistance against several races of the blast fungus.

6. Defence mechanism of rice against blast infection

Rice employs a twolayered innate immune system to defend itself against blast invasion. PAMP-triggered immunity (PTI) forms the first layer of immunity, and is boosted after PAMP recognition by membrane-associated PRR on the host cell membrane [172]. Chitin well-known type of PAMP capable of activating plant immune responses. Chitin from *M. oryzae* is recognized by rice transmembrane LysM receptor-like proteins (LysM-RLPs), including two lysin motif-containing proteins, OsLYP4 and OsLYP6, and a chitin elicitor binding protein (CEBiP). When defending against *M. oryzae*, rice forms a receptor complex called LysM-RLPsOsCERK1. Two rice Receptor like kinases (RLKs), Flagellin Sensing 2 (OsFLS2) and BRI1-Associated receptor Kinase 1 (OsBAK1), are also involved in PTI. To achieve successful infection, virulent *M. oryzae* isolates have evolved a strategy to secrete effectors into the rice cell for subverting PTI, leading to effector-triggered susceptibility (ETS). To combat a blast fungus capable of subverting PTI, rice deploys nucleotide-binding site leucine-rich repeat (NLR) proteins to recognize the effectors named avirulence (AVR) proteins. Several AVR proteins have been cloned, including AVR-Pita, AVR-Pi9, and Avr-Pizt [173, 174]. Recognition of AVR by NLR promotes strong immune responses referred to as effector-triggered immunity (ETI), which arms rice with a second layer of protection in case of disabled PTI [172]. Defence regulators (DR) genes can activate various signaling pathways, such as MAPK cascades and the ubiquitination-mediated pathway, as well as hormonal signaling (**Figure 3**). Upon activation by extracellular stimuli, MAPKs transmit signals from the cell membrane to the nucleus, acting in defense against *M. oryzae* [172]. Transcription factors (TFs) are also involved in defense against infection by *M. oryzae*. of particular interest are broad-spectrum resistance Digu 1 (bsr-d1) and Ideal Plant Architecture 1 (IPA1). Lesion-mimic mutant (LMM) genes are the main DR genes capable of activating immune responses such as ROS bursts. Lesionmimic mutants, including spl30-1, spl33, spl35, lmm24 and spl-D usually show increased disease resistance [172]. Several other DR genes can confer similar blast resistance by initiating ROS bursts. For example, SPL11 cell-Death Suppressor 2 (SDS2) is a ubiquitination substrate of SPL11 (an E3 ubiquitin ligase comprising an armadillo repeat domain and a U-box domain). SDS2 interacts with OsRLCK118/176 and phosphorylates OsRbohB, and then induces a ROS burst, resulting in increased resistance to *M. oryzae* [172]. Hormones are another class of regulators involved in rice blast defense response. Suppressor of Salicylic acid Insensitivity-2 (OsSSI2), OsSec3a (a principal subunit of the exocyst complex in rice), OsAAA-ATPase 1 all mediate resistance by modulating salicylic acid (SA) signaling [175]. JA-resistant 1 (OsJAR1) and JAresponsive MYB (OsJAMyb) are associated with jasmonic acid (JA) signaling, and determine rice blast disease resistance. In the early stage of infection by pathogens, rice accumulates antimicrobial compounds as a defense response. For example, cyanide contributes to rice resistance by restricting fungal growth [176]. Bayogenin 3-O-cellobioside confers cultivar-nonspecific defense against the rice blast fungus [177]. Diterpenoids are a major group of antimicrobial phytoalexins in rice, and their

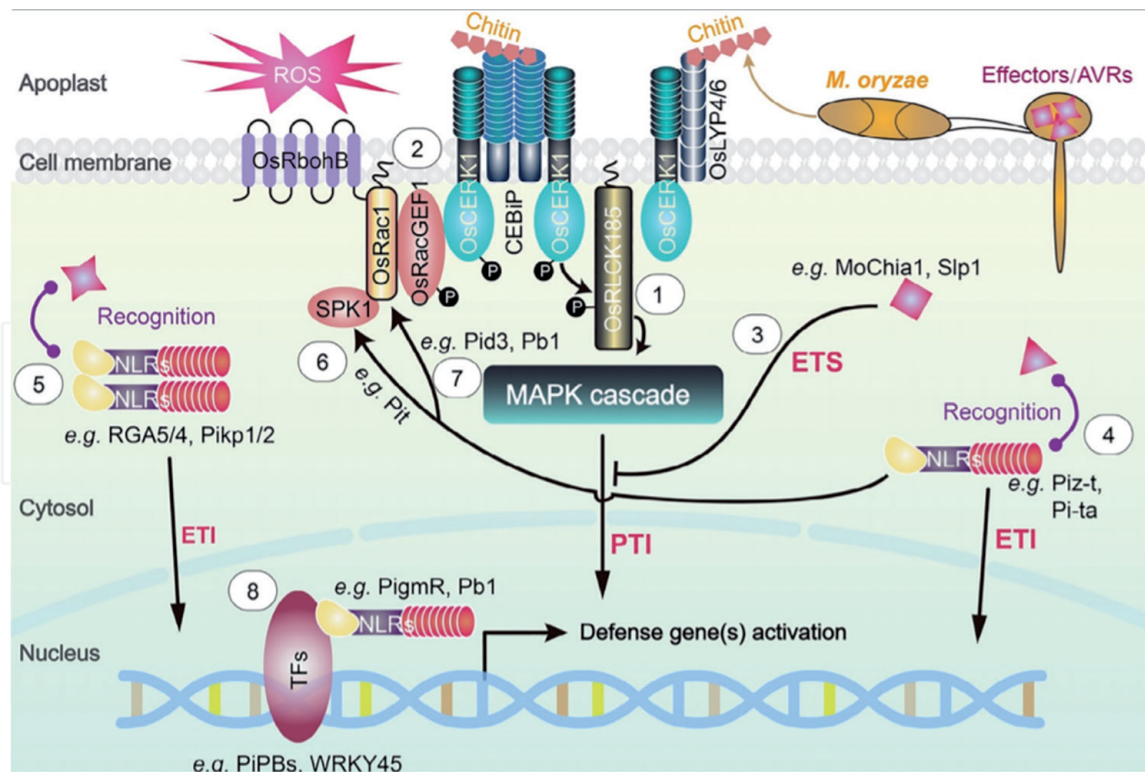


Figure 3.

Rice innate immunity signalling pathways triggered by *M. oryzae*. (1) On the rice cell membrane (2) Upon chitin perception, the LysM-RLP-OsCERK1 complex also elicits the OsRacGEF1-dependent pathway. (3) The rice blast fungus secretes effectors, such as Chitinase 1 (MoChia1) and Secreted a LysM protein 1 (Slp1), into the rice cell to subvert PTI, resulting in the emergence of effector-triggered susceptibility (ETS). (4) Alternatively, secreted effectors called avirulence (AVR) proteins are recognized by rice nucleotide-binding site leucine-rich repeat (NLR) proteins, leading to a particularly strong immune response referred to as effector-triggered immunity (ETI). (5) The integrated decoy model (6) Pit employs its CC domain to bind to OsSPK1 for activating OsRac1 and induction of cell death. (7) In ETI, OsRac1 is required for Pb1, Pid3-mediated blast resistance. (8) NLR proteins mediate defense response by direct interaction with transcription factors [172].

role in rice disease resistance has been indicated by functional analysis of a diterpenoid gene cluster (DGC7) located on rice chromosome 7 [178]. Excessive or deficient supply of nutrients, such as nitrogen, phosphate, potassium, and silica, affects stress response and can potentially influence rice disease resistance. For instance, nitrogen partially breaks down rice blast resistance triggered by the Pi1 gene. Potassium is also associated with rice blast resistance. For example, *M. oryzae* can disrupt rice immune response by regulating host K^+ channels. Silicon nutrition can mitigate various biotic stresses [172]. On one hand, silicon acts as a physical barrier against plant disease. On the other hand, silicon boosts the plant's defense by functioning as a biological inducer. Silicon-induced defense response and cell silicification of leaves both contribute to rice blast disease resistance. In *M. oryzae*-infected rice plants, silicon-enhanced blast disease resistance is also associated with an increase in photochemical efficiency and adjustment of mineral nutrient absorption.

7. Strategies for breeding blast resistance in Rice

Although few cultural practices such as nutrient and water management, planting time, spacing, and application of fungicides are employed in managing blast disease, it has not been possible for the farming community to effectively and efficiently offset the blast disease [179]. This is mainly because of the complex etiology of the pathogen *M. oryzae* that includes infection of almost all parts of the rice plant, at all stages starting from seedling stage to maturity. Hence, breeding

for durable resistance and resistant cultivars has been a proven ecologically viable and crucial option for addressing the infection by rice blast fungus [155, 180, 181]. Breeding for blast resistance in rice can be broadly categorized into four classes, including conventional breeding methods, marker-dependent breeding methods, breeding approaches requiring genetic transformation, and genome editing.

7.1 Conventional breeding approaches

The conventional breeding approaches, including the pedigree method, backcrossing, recurrent selection, and mutation breeding, have been widely used in developing blast-resistant varieties in rice [182]. The pedigree method of breeding is the most commonly used breeding method for improving pest and disease resistance in rice. The pedigree method is the quick method employed to develop the resistance for one or more pests or diseases governed by major R genes. Backcross breeding improves an agronomically superior and high-yielding elite variety for resistance against insect pests and disease-causing pathogens. The major advantage of backcross breeding is avoiding the undesired genes from the donor parent due to linkage drag [183]. Backcross breeding has been used in South and Southeast Asia to improve blast resistance of several rice varieties including, KDML 105, Basmati, and Manawthukha [184]. With the advantages of shorter breeding cycles, control of genetic gains, and developing a broad range of genetic diversity in breeding lines, the recurrent selection breeding method is another choice of conventional breeding method to improve disease resistance in rice [185]. Mutation breeding is the method of choice when all the alleles available in the germplasm are exhausted, and there is a need to develop novel alleles. Mutation breeding has been effectively used to complement the other conventional methods of breeding. Although there are no breakthroughs achieved using mutation breeding, several examples of the use of this method exist that include the development of blast-resistant varieties RD6, KDML 105, Ratna, and R917 [186, 187]. However, the major limitation of the mutation breeding is the low efficiency, generation of recessive alleles, tracking of the mutated gene, and exposure of the personnel for mutagenic agents.

Further, associated markers have been effectively used to tag the mutated gene and follow them up in the subsequent generations [188]. The blast resistance genes that have been deployed in different rice varieties to address the incidence of the blast pathogen by using the above-mentioned conventional breeding methods include *Pib*, *Pita*, *Pia*, *Pi1*, *Pikh*, *Pi2(t)*, and *Pi4(t)* [130]. Despite several rice varieties with high yield and grain quality in the previous few decades, the conventional breeding methods suffer several limitations, including high cost, labor-intensive, more time consuming, less reliability, difficulties in the appropriate genotypic selection, and linkage drag. Therefore, these limitations have necessitated the development of modern molecular breeding methods, which have overcome the limitations of conventional breeding methods.

7.2 Marker-based breeding methods

The main problem of traditional breeding methods is the selection of a genotype based on the phenotype. For instance, in disease resistance breeding, the resistant genotype is selected on their manifestation of resistance to the disease. However, a particular genotype without any R gene may be selected as resistant in the absence of a minimum level of disease pressure. Therefore, molecular markers associated with specific R genes have been widely employed to make the selection procedure more reliable, effective, and less time-consuming. Modern sequencing technologies have led to the identification of a large number of different DNA markers such as

simple sequence repeats (SSRs), single-nucleotide polymorphisms (SNPs), small insertions/deletions (InDels), amplified fragment length polymorphisms (AFLPs), random amplified polymorphic DNAs (RAPDs), restriction fragment length polymorphisms (RFLPs) associated with blast resistance genes that are effectively used in the selection of a genotype during handling of segregating generations [163, 179].

A panel of 80 released varieties from National Rice Research Institute, Cuttack, India, was genotyped with 36 molecular markers that were linked to 36 different blast resistance genes, to investigate the varietal genetic diversity and molecular marker-trait association with blast resistance. The cluster analysis and population structure categorized the 80 National Rice Research Institute released varieties (NRVs) into three major genetic groups. The principal co-ordinate analysis displays the distribution of resistant and moderately resistant NRVs into different groups. Analysis of molecular variance result demonstrated maximum (97%) diversity within populations and minimum (3%) diversity between populations. Among tested markers, two markers (RM7364 and pi21_79-3) corresponding to the blast resistance genes (*Pi56(t)* and *pi21*) were significantly associated and explained a phenotypic variance of 4.9 to 5.1% with the blast resistance [189]. In another research article, molecular analysis of variance of landraces originated from nine diverse rice ecologies of India showed maximum (93%) diversity within the population and least (7%) between populations. Five markers like K3957, Pikh, Pi2-i, RM212 and RM302 were strongly associated with blast disease with the phenotypic variance of 1.4% to 7.6% [190].

7.2.1 Marker Assisted Selection (MAS)

In MAS, the resistant phenotype of a variety is selected based on the presence of an R gene linked or R gene-based molecular marker. This selection method is more dependable and time-saving, does not require proper disease favoring environmental conditions, and selects the resistant genotypes even in the absence of the pathogen or disease. Hence, many present-day breeders are resorting to MAS in the developing blast-resistant varieties [163, 179, 191]. A set of well-characterized PCR-based markers such as SSR markers linked to blast R genes have been established currently used in the MAS programs worldwide. Similar to the rice breeders in the rest of the world, Indian rice breeders working on the improvement of blast resistance are not left behind in the use of MAS. The pioneering work of MAS in rice blast improvement began with Hittalmani *et al.* in 2000 [192]. Since then, several rice breeders in India have efficiently used MAS to incorporate different blast resistance genes, resulting in blast-resistant varieties. In China, rice lines were recently bred for blast resistance with four broad-spectrum resistance genes viz., *Pi9*, *Pi47*, *Pi48*, and *Pi49* [193]. A list of blast resistance breeding programs in rice using MAS in India is furnished in **Table 2**.

7.2.2 Marker-Assisted Backcross Breeding (MABB)

Like MAS, the MABB is also dependent upon DNA markers such as SSRs or SNPs. However, the main difference between the MAS and MABB lies in the type of the parent variety in which the improvement is sought and in recurrent parent genome recovery. While the MAS is used to introduce the blast resistance gene into any genotype, the MABB is employed to improve blast resistance in otherwise high-yielding elite varieties or genotypes. Therefore, the end product of the MABB is the same as the original rice variety except with improved blast resistance. Further, the ill effects of the unwanted genes from the donor are avoided by using a set of polymorphic markers for the recovery of the recurrent parent genome. Hence, MABB involves two stages of selection: foreground selection using markers linked

to blast resistance genes and background selection using polymorphic markers spread randomly throughout the rice genome. It is reported that short-grained landrace *Mushk Budji* was crossed to a triple-gene donor line, DHMAS 70Q 164-1b, and followed through marker-assisted foreground and background selection in first and second backcross generations that helped to incorporate blast resistance genes *Pi54*, *Pi1* and *Pita*. Marker-assisted background selection was carried out using 78 SSR and STS markers [194]. Several elite varieties such as MTU1010, IR-64, and Swarna have been improved for their blast resistance in India. A list of all other rice varieties improved for blast resistance in India following MABB is listed in **Table 2**.

7.2.3 Gene pyramiding

A major R gene confers the durable resistance to blast pathogen *M. oryzae* in rice. There are several major genes identified to govern the blast resistance in rice which were discussed earlier. Despite, presence of an R gene, a resistant rice variety becomes susceptible mainly due to the breakdown of the resistance by the evolution of new races of the blast pathogen. The evolution and breakdown of resistance are facilitated by the much longer life cycle of the crop than the quicker life cycle of the pathogen. Further, most of the paddy-growing regions of India are characterized by the presence of a mixture of races of *M. oryzae*. Because of these reasons, the mere presence of a single R gene is not enough for durable blast resistance over the long run. Hence, the deployment of more than one R gene into a single genotype, called gene pyramiding, is most essential. Therefore, gene pyramiding can be described as adding more than one desired gene into a single variety or cultivar. For example, in a recent study, gene pyramided lines were evaluated for key agro-morphological traits, quality, and resistance against blast at different hotspot locations. Two ICF₃ genes, pyramided lines viz., TH-625-159, and TH-625-491 possessing *Pi54* and *Pi1* genes, exhibited a high level of resistance to blast [195]. Often gene pyramiding, ably supported by MAS, involves assembling more than one gene for different insect pests or diseases or a combination of both. This helps to achieve multiple goals in a single effort and reduces the duration of the crop improvement programs. Gene pyramiding has been successfully used for accumulating different blast resistance genes such as *Pi1*, *Pi2*, and *Pi33* [136], *Pib* and *Pita* [196], *Pish* and *Pib* [197], *Piz5* and *Pi54* [138], *Piz* and *Pi5* [198] and *Pi21*, *Pi34* and *Pi35* [199].

7.3 Genome editing approaches

During evolution, plants have acquired the ability to recognize the invading pathogen and fight against it. In general, the surface proteins of the plants are called pattern recognition receptors to recognize the pathogen-associated molecular patterns (PAMPs) and trigger an array of defense reactions. While this way of recognizing the pathogens is the first step in the plant defense system, several downstream proteins and plant hormones also play an important role in mediating the plant's fight against the pathogen. Like any gene regulatory system, these mediators of plant defense system may impact the defense system. Recently, the availability of sequence-specific nucleases (SSNs) based genome editing tools, including zinc finger nucleases (ZFNs), transcription activator-like effector nucleases (TALENs), and clustered regularly interspaced short palindromic repeats (CRISPR)/CRISPR-associated (Cas) 9 (CRISPR/Cas9) have made the possibilities of genome editing to regulate gene expression without any genetic modification. Hence, these SSNs-based genome editing technologies may be used in the years ahead to alter the expression of the genes involved in the plant immune system and achieve resistance against the invading pathogen. In a recent study involving

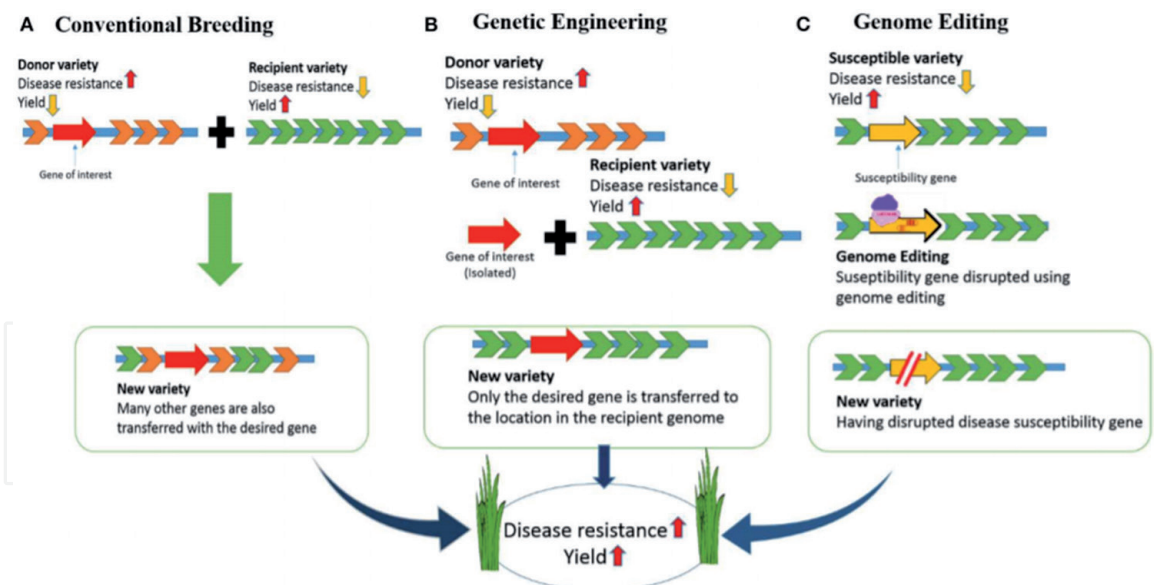


Figure 4. Developing disease-resistant rice: Comparison of conventional breeding, genetic engineering and genome editing [194].

CRISPR/Cas9, resistance against *M. oryzae* was achieved by knocking out the expression of OsERF922, a plant ethylene-responsive factors (ERF) gene and a key negative regulator of plant immunity [200]. Similarly, *OsSEC3A* gene has been disrupted using CRISPR/Cas9 SSN to explore its role in plant immunity [201]. Proline-rich motif of *Pi21* was edited to induce resistance against *M. oryzae* [202]. Invention of CRISPR/Cas9 technology in Indian scenario to edit genes mapped or identified against *M. oryzae* is in infancy stage. However, couple of researchers have begun to edit negative regulators of blast resistance genes and other defense related genes identified through RNA sequencing [203]. Rice and other crops genome editing using TALENs produced disease resistance against diverse pathogens [204, 205]. CRISPR-Cas9 is generally limited to perform genome editing at sites with canonical NGG PAMs. Much effort has focused on overcoming this restriction. Numerous Cas9 orthologs have been developed with altered PAM specificities, such as *Staphylococcus aureus* Cas9 (SaCas9) and Cas9-VQR (D1135V/R1335Q/T1337R). The CRISPR-SaCas9 toolset was recently re-optimized by introducing three key mutations, and its activity was analyzed in rice. The newly optimized system performed genome editing with a mutagenesis efficiency of up to 77%. Other versions of Cas9 have also been tested in rice, including expanded PAM SpCas9 (xCas9) and Cas9 that can recognize relaxed NG PAMs (Cas9-NG) [206]. Comparison of conventional breeding, genetic engineering, and genome editing is illustrated in **Figure 4**.

8. Future perspectives and strategies

In the recent past, rapid development in biotechnology and genomics has aided deep understanding of both host and pathogen. In this view, there are a handful of innovative tools and strategies available for developing rice varieties with effective and durable resistance against several races.

8.1 Allele mining

Allele mining is the most widely used method in identifying naturally occurring novel alleles or allelic variants of a gene in a set of germplasm. The allele mining

mainly involves two different approaches, *i.e.*, EcoTilling and sequence-based or PCR-based allele mining. Compared to EcoTilling, sequence-based allele mining is reported to be simple and cheaper [163, 207]. The sequence-based allele mining involves PCR amplification of a particular gene and sequencing the PCR product to look for different gene versions. Hence, the host's sequencing information is an essential prerequisite of any allele mining program. The alleles arise in a population due to natural mutations such as transition, transversion, and InDels. Hence, allele mining has to be regularly performed to identify any valuable alleles originating in the germplasm. In a recent report, sequence-based allele mining was performed to amplify and sequence the allelic variants of the major rice blast resistance genes at the *Pi2/Pi9* locus of chromosome 6 from the 361 blast-resistant varieties. Thirteen novel *Pi9* alleles (named *Pi9-Type1* to *Pi9-Type13*) were identified in these 107 varieties. These could potentially serve as a genetic resource for molecular breeding resistance to rice blast [176].

8.2 Identification of SNPs for fast-tracking of MAS

Owing to the evolution of next-generation sequencing technology, genome-wide association mapping (GWAS) has found its way as an efficient tool for mapping genes. Using this method, several QTLs and loci have been identified to be associated with a set of different traits of agronomical importance [208–210]. Similarly, GWAS can identify functional SNPs associated with resistance to rice blast fungus, and MAS can be made much faster and robust. Further, GWAS can also be used to fast-track the background selection of a MAS program by collecting SNPs distributed evenly on the whole genome. The use of these high-density markers and high-resolution genome scans can identify the genomic content contributed by each parent in a breeding program involving multiple parents [181].

8.3 Host induced gene silencing

Induction of host resistance to several pathogenic fungi following the expression of the fungal genes in the host plant has been demonstrated in several cases [211]. Similarly, genes encoding a set of proteins that are very crucial in the initial establishment of *M. oryzae* in rice can be silenced by their expression in the host system. This approach holds considerable potential in breeding the next-generation rice varieties and seeks more research. However, one of the main drawbacks of this approach is that it requires genetic transformation and expression of the foreign genes in the plants.

8.4 Modification of host genes targeted by blast pathogen

The infection of the host by the rice blast pathogen requires recognition of some host proteins for establishing the infection. Hence, articulating the host target proteins by genome editing technologies fails the pathogen to recognize the host targets, limiting the infection. This approach is novel and different as the focus is on articulating the host susceptibility genes rather than R genes. A susceptibility gene refers to genes that render the host susceptible to a pathogen. This approach is now facilitated and made practical with the availability of biotechnology tools such as TALENs and CRISPR/Cas9 technologies. In this direction, the proof of concept has been demonstrated by modifying a specific target gene recognized by *Xanthomonas oryzae pv. oryzae* using TALEN technology [205].

Here, we report the identification and functional characterization of a new member of the miR812 family in rice (named as miR812w) involved in disease

resistance. miR812w is present in cultivated *Oryza* species, both japonica and indica subspecies, and wild rice species within the *Oryza* genus, but not in dicotyledonous species. miR812w is a 24 nt-long that requires DCL3 for its biogenesis and is loaded into AGO4 proteins. Whereas overexpression of miR812w increased resistance to infection by the rice blast fungus *Magnaporthe oryzae*, CRISPR/Cas9-mediated MIR812w editing enhances disease susceptibility, supporting that miR812w plays a role in blast resistance.

One recent report showed the identification and functional characterization of a new member of the miR812 family in rice (named as miR812w) involved in disease resistance. miR812w is present in cultivated *Oryza* species, both japonica and indica subspecies. miR812w is a 24 nt-long that requires DCL3 for its biogenesis and is loaded into AGO4 proteins. Overexpression of miR812w in rice increased resistance to infection by *M. oryzae*, CRISPR/Cas9-mediated MIR812w editing enhances disease susceptibility, supporting that miR812w plays a role in blast resistance [212].

8.5 Race dependent deployment of R genes

The success of any resistance breeding program mainly depends on the precise identification of the Avr genes prevailing in a particular location. This challenge can be met by identification and characterization of different races of *M. oryzae* of a location. While the irrational deployment of R genes to address blast disease incidence will not lead to the expected outcome, it adds additional burden to the host in expressing a specific R gene for which the Avr gene is absent and finally results in yield penalty. Furthermore, this exercise has to be continued due to the shift of the avirulence composition in *M. oryzae* populations. To date, a significant number of Avr genes have been identified and cloned. Hence, a simple PCR can be used to ascertain the frequencies of Avr genes and further planning of the breeding program.

9. Conclusion

The management of rice blast fungus is complex due to the continuous evolution of new pathotypes worldwide and India. Although several fungicides, cultural and biological control measures of blast disease are employed at the field level, the use of durable host plant resistance has shown great potential. In addition to being cost-effective, resistance breeding is environmentally friendly and demands less attention and intervention by illiterate farmers. Most of the resistance breeding programs in India were primarily based on single-gene resistance through conventional breeding approaches. However, blast pathogen has successfully overcome the single-gene resistance in a short period and rendered several varieties susceptible to blast, which was otherwise intended to be resistant. Some of the blast endemic areas of India are characterized by the existence of a mixture of more than one race of the blast pathogen, making the situation more challenging. However, the recent technological advancements, including genomics, gene editing, and pyramiding of more than one resistance gene assisted by genetic markers, hold huge promise in counteracting *M. grisea*. Hence, future resistance breeding programs should exploit the modern biotechnology tools and conventional breeding approaches in developing durable blast resistance varieties harboring multiple R genes. The harmonious blending of the bio-control approaches, cultural management practices, and modern breeding methods is the key to successfully addressing blast disease in rice cultivation ecosystems. Further, the effectiveness of the blast-resistant varieties developed for a location can only be achieved when the gene deployed is based on

the Avr genes prevalent in that area. Therefore, more efforts are needed to conduct the basic research pertaining to a specific location.

Acknowledgements

We profusely thank Ayesha Munawery for the discussion and support.

Conflict of interest

The authors have no conflict of interest associated with this work.

Author details

Deepak Chikkaballi Annegowda^{1*}, Mothukapalli Krishnareddy Prasannakumar*, Hirehally Basavarajegowda Mahesh³, Chethana Bangera Siddabasappa¹, Pramesh Devanna⁴, Sahana Nagaraj Banakar², Haniyambadi Basavegowda Manojkumar⁵ and Siddegowda Rajendra Prasad⁶

1 Division of Rice Breeding, AICRP (Rice), Zonal Agricultural Research Station, V. C. Farm, Mandya, University of Agricultural Sciences, Bangalore, Karnataka, India

2 Department of Plant Pathology, College of Agriculture, Gandhi KrishiVijnana Kendra, University of Agricultural Sciences Bangalore, Karnataka, India

3 Department of Genetics and Plant Breeding, College of Agriculture, V. C. Farm, Mandya, University of Agricultural Sciences, Bangalore, Karnataka, India


4 Rice Pathology Laboratory, AICRP-Rice, University of Agricultural Sciences, Raichur, Karnataka, India

5 Department of Plant Biotechnology, College of Agriculture, Gandhi KrishiVijnana Kendra, University of Agricultural Sciences, Bangalore, Karnataka, India

6 University of Agricultural Sciences, Bangalore, Karnataka, India

*Address all correspondence to: deepuca@googlemail.com and babu_prasanna@rediffmail.com

IntechOpen

© 2021 The Author(s). Licensee IntechOpen. This chapter is distributed under the terms of the Creative Commons Attribution License (<http://creativecommons.org/licenses/by/3.0>), which permits unrestricted use, distribution, and reproduction in any medium, provided the original work is properly cited. 

References

- [1] Maclean JL, Dawe DC, Hardy B, Hettel GP. (ed.) Rice Almanac, Los Baños (Philippines): International Rice Research Institute, Bouaké (Côte d'Ivoire): West Africa Rice Development Association, Cali (Colombia): International Centre for Tropical Agriculture, Rome (Italy): Food and Agriculture Organization 2002.
- [2] GoI (Government of India). First advance estimates of production of foodgrains for 2019-20. Directorate of Economics and Statistics. Department of Agriculture and Cooperation, Ministry of Agriculture, Government of India, New Delhi. 2020. Available from: <http://agricoop.gov.in/sites/default/files/Time-Series-1st-Adv-Estimate-2019-20-Final-Press.pdf>.
- [3] FAO. The State of the World's Land and Water Resources for Food and Agriculture (SOLAW) Managing Systems at Risk. 2011. Available from: <http://faostat.fao.org>
- [4] Wilson RA, Talbot NJ. Under pressure: investigating the biology of plant infection by *Magnaporthe oryzae*. Nature Reviews Microbiology. 2009; 7: 185-195. DOI:10.1038/nrmicro2032
- [5] Padmanabhan SY. Recent advances in the study of blast disease of rice. Madras Agriculture Journal. 1965; 564-583. DOI:10.1080/05331846809432314
- [6] Padmanabhan SY, Chakravarti NK, Mathur SC, Veeraraghavan J. Identification of pathogenic races of *Pyricularia oryzae* in India. Phytopathology. 1970; 60(11): 1574-1577. DOI: 10.1094/Phyto-60-1574
- [7] Rathour R, Singh BM, Sharma TR, Chauhan RS. Population structure of *Magnaporthe grisea* from the north-western Himalayas and its implications for blast resistance breeding of rice. Journal of Phytopathology. 2004; 152(5): 304-312. DOI:10.1111/j.1439-0434.2004.00846.x
- [8] Parker DA, Beckmann M, Enot DP. Rice blast infection of *Brachypodium distachyonas* a model system to study dynamic host/ pathogen interactions. Nature Protocols. 2008;3: 435-444. DOI:10.1038/nprot.2007.499
- [9] Teng PS, Torries CQ, Nuque FL, Calvero SB. Current knowledge on crop losses in tropical rice. In: IRRI (ed) Crop loss assessment in rice. International Rice Research Institute, Los Banos. 1990; 39-54.
- [10] Shim HS, Hong SJ, Yeh WH, Han SS, Sung JM. Damage analysis of rice panicle blast on disease occurrence time and severity. The Plant Pathology Journal. 2005; 21 (2): 87-92. DOI:10.5423/PPJ.2005.21.2.087
- [11] Lavanya B, Gnanamanickam SS. Molecular tools for characterization of rice blast pathogen (*Magnaporthe grisea*) population and molecular marker-assisted breeding for disease resistance. Current Science. 2000; 78 (3): 248-257.
- [12] Rajarajeswari NVL, Muralidharan K. Assessments of farm yield and district production loss from bacterial leaf blight epidemics in rice. Crop Protection. 2006; 25 (3): 244-252. DOI:10.1016/j.cropro.2005.04.013
- [13] Krause RA, Webster RK. Morphology, taxonomy, and sexuality of rice stem rot fungus, *Magnaporthe salvinii* (*Leptosphaeria salvinii*). Mycologia, 1972; 64: 103-114. DOI: 10.2307/3758018
- [14] Valent B. Rice blast as a model system for plant pathology. Phytopathology. 1990; 80: 33-36. DOI:10.1094/Phyto-80-33
- [15] Choi J, Park SY, Kim BR, Roh JH, Oh IS. Comparative analysis of pathogenicity and phylogenetic

- relationship in *Magnaporthe grisea* species complex. PLoS ONE. 2013; 8(2): e57196. DOI:org/10.1371/journal.pone.0057196
- [16] Taylor JW, Jacobson DJ, Kroken S, Kasuga T, Geiser DM. Phylogenetic species recognition and species concepts in fungi. Fungal Genetics and Biology. 2000; 31: 21-32. DOI: 10.1006/fgbi.2000.1228
- [17] Couch BC, Kohn LMA. Multilocus gene genealogy concordant with host preference indicates segregation of a new species *Magnaporthe oryzae* from *M. grisea*. Mycologia. 2002;94:683-693 <https://www.ncbi.nlm.nih.gov/pubmed/21156541>
- [18] Taylor JW, Fisher, MC. Fungal multilocus sequence typing – it's not just for bacteria. Current Opinion in Microbiology. 2003; 6: 351-356. DOI:10.1016/s1369-5274(03)00088-2
- [19] Hirata K, Kusaba M, Chuma I, Osue J, Nakayashiki H. Speciation in *Pyricularia* inferred from multilocus phylogenetic analysis. Mycology Research. 2007; 111: 799-808. DOI. org/10.1016/j.mycres.2007.05.014
- [20] Ou SH. Rice Diseases. Wallingford, UK: Commonwealth Agricultural Bureaux. 1985.
- [21] Farr DF, Rossman AY. Fungal Databases. Systematic Mycology and Microbiology Laboratory, ARS, USDA. 2009
- [22] Jong DJC, McCormack BJ, Smirnoff N, Talbot NJ. Glycerol generates turgor in rice blast. Nature, 1997; 389, 471-483. DOI:10.1038/38418
- [23] Chumley FG, Valent B. Genetic analysis of melanin deficient, non-pathogenic mutants of *Magnaporthe grisea*. Molecualr Plant Microbe Interaction, 1990; 3: 135-143. DOI: 10.1094/MPMI-3-1
- [24] Talbot NJ. On the trail of a cereal killer: Exploring the biology of *Magnaporthe grisea*. Annu. Rev. Microbiol. 2003;57: 177-202. DOI:10.1146/annurev.micro.57.030502.090957.
- [25] Prasad MS, Madhav MS, Laha GS, Lakshmi DL, Krishnaveni D, Mangrauthia SK, Balachandran SM, Sundaram RM, Arunakanthi B, Mohan KM, Madhavi KR, Kumar V, Virakthamat BC. Technical Bulletin No 57. Directorate of Rice Research, ICAR, Rajendranagar, Hyderabad, India 2011; pp-52.
- [26] Anwar A, Teli MA, Bhat GN, Parray GA, Wani. Status of rice blast (*Pyricularia grisea*), cultivar reaction and races of its causal fungus in temperate agro- ecosystem of Kashmir, India. SAARC Journal Agriculture XII (2). 2009;pp. 25-37.
- [27] Jagadeesh D, Prasanna Kumar MK, Devaki NS. Population analysis of *Magnaporthe oryzae* by using endogenous repetitive DNA sequences and mating-type alleles in different districts of Karnataka, India. J. Appl. Genetics. 2018;59: 365-375.
- [28] Mahesh HB, Meghana S, Shailaja H, Prasannakumar MK, Mahadevu P, Channabyregowda MV Malali G. Acquisition of the grasshopper retro transposon by rice *Magnaporthe* isolates indicates a dynamic gene flow between rice and non-rice *Magnaporthe* population. J Pathol & Microbiol. 2016;1(2): 1011
- [29] Priyadarshinee P , Yadav MK, Prabhukarthikeyan SR, Raghu S, Keerthana U, Ngangkham U, Pramesh D. Morpho-molecular characterization of Indian population of *Magnaporthe oryzae*, an incitant of blast disease in rice. Research Journal of Biotechnology.2021;16(1) <https://www.researchgate.net/publication/347910076>
- [30] Dean RA, Talbot NJ, Ebbole DJ, Farman ML, Mitchell TK, Orbach MJ,

- Thon M, Kulkarni R, Xu J-R, Pan H. The genome sequence of the rice blast fungus *Magnaporthe grisea*. *Nature*.2005; 434: 980-986. DOI: 10.1038/nature03449
- [31] Yoshida K, Saitoh H, Fujisawa S, Kanzaki H, Matsumura H, Yoshida K, Tosa Y, Chuma I, Takano Y, Win J. Association genetics reveals three novel avirulence genes from the rice blast fungal pathogen *Magnaporthe oryzae*. *The Plant Cell Online*. 2009; 21: 1573-1591. DOI: 10.1105/tpc.109.066324
- [32] Xue M, Yang J, Li Z, Hu S, Yao N, Dean RA, Zhao W, Shen M, Zhang H, Li C. Comparative analysis of the genomes of two field isolates of the rice blast fungus *Magnaporthe oryzae*. *PLoS genetics*.2012;8: e1002869. DOI:10.1371/journal.pgen.1002869
- [33] Chen C, Lian B, Hu J, Zhai H, Wang X, Venu R, Liu E, Wang Z, Chen M, Wang B. Genome comparison of two *Magnaporthe oryzae* field isolates reveals genome variations and potential virulence effectors. *BMC genomics*.2013; 14: 887. DOI: 10.1186/1471-2164-14-887
- [34] Gowda M, Shirke MD, Mahesh HB, Chandarana P, Rajamani A, Chattoo BB. Genome analysis of rice-blast fungus *Magnaporthe oryzae* field isolates from southern India. *Genomics Data*.2015; 5: 284-291. DOI: 10.1016/j.gdata.2015.06.018
- [35] Shirke MD, Mahesh H, Gowda M. Genome-Wide Comparison of *Magnaporthe* Species Reveals a Host-Specific Pattern of Secretory Proteins and Transposable Elements. *PloS one*.2016;11: e0162458. DOI: 10.1371/journal.pone.0162458
- [36] Kachroo P, Leong SA, Chattoo BB. Mg-SINE: a short interspersed nuclear element from the rice blast fungus, *Magnaporthe grisea*. *Proceedings of the National Academy of Sciences*.1995; 92: 11125-11129. PMID: PMC40584
- [37] Kumar A, Sheoran N, Prakash G, Ghosh A, Chikara SK, Rajashekara H, Singh UD, Aggarwal R, Jain RK. Genome sequence of a unique *Magnaporthe oryzae* RMg-DI isolate from India that causes blast disease in diverse cereal crops, obtained using PacBio singlemolecule and Illumina HiSeq2500 sequencing. *Genome Announc*. 2017;5:e01570-16. [https:// doi.org/10.1128/genomeA.01570-16](https://doi.org/10.1128/genomeA.01570-16).
- [38] Stephen AG, Darrell Riche, Tien-Hung Lan, Gernot Presting, Ronglin Wang, Molly Dunn, Jane Glazebrook, Allen Sessions, Paul Oeller, Hemant Varma, David Hadley, Don Hutchison, Chris Martin, Fumiaki Katagiri, B. Markus Lange, Todd Moughamer, Yu Xia, Paul Budworth, Jingping Zhong, Trini Miguel, Uta Paszkowski, Shiping Zhang, Michelle Colbert, Wei-lin Sun, Lili Chen, Bret Cooper, Sylvia Park, Todd Charles Wood, Long Mao, Peter Quail, Rod Wing, Ralph Dean, Yeisoo Yu, Andrey Zharkikh, Richard Shen, Sudhir Sahasrabudhe, Alun Thomas, Rob Cannings, Alexander Gutin, Dmitry Pruss, Julia Reid, Sean Tavitigian, Jeff Mitchell, Glenn Eldredge, Terri Scholl, Rose Mary Miller, Satish Bhatnagar, Nils Adey, Todd Rubano, Nadeem Tusneem, Rosann Robinson, Jane Feldhaus, Teresita Macalma, Arnold Oliphant a, Briggs S. A Draft Sequence of the Rice Genome (*Oryza sativa* L. ssp. *japonica*). *Science*. 2002; 296: 92-100. DOI: 10.1126/science.1068275
- [39] Yu J, Hu S, Wang J, Wong GK, Li S, Liu B, Deng Y, Dai L, Zhou Y, Zhang X, Cao M, Liu J, Sun J, Tang J, Chen Y, Huang X, Lin W, Ye C, Tong W, Cong L, Geng J, Han Y, Li L, Li W, Hu G, Huang X, Li W, Li J, Liu Z, Li L, Liu J, Qi Q, Liu J, Li L, Li T, Wang X, Lu H, Wu T, Zhu M, Ni P, Han H, Dong W, Ren X, Feng X, Cui P, Li X, Wang H, Xu X, Zhai W, Xu Z, Zhang J, He S, Zhang J, Xu J, Zhang K, Zheng X, Dong J, Zeng W, Tao L, Ye J, Tan J, Ren X, Chen X, He J, Liu D, Tian W, Tian C, Xia H, Bao Q, Li G, Gao H, Cao T, Wang J, Zhao W, Li P, Chen W, Wang X, Zhang Y, Hu J, Wang J,

- Liu S, Yang J, Zhang G, Xiong Y, Li Z, Mao L, Zhou C, Zhu Z, Chen R, Hao B, Zheng W, Chen S, Guo W, Li G, Liu S, Tao M, Wang J, Zhu L, Yuan L, Yang H. A draft sequence of the rice genome (*Oryza sativa* L. ssp. *indica*). *Science*. 2002; 296: 79-92. DOI: 10.1126/science.1068037
- [40] Schatz MC, Maron LG, Stein JC, Wences AH, Gurtowski J, Biggers E, Lee H, Kramer M, Antoniou E, Ghiban E, Wright MH, Chia J-m, Ware D, McCouch SR, McCombie WR. Whole genome de novo assemblies of three divergent strains of rice, *Oryza sativa*, document novel gene space of aus and indica. *Genome Biology*. 2014; 15: 506. DOI: 10.1186/PREACCEPT-2784872521277375
- [41] Sakai H, Kanamori H, Arai-Kichise Y, Shibata-Hatta M, Ebana K, Oono Y, Kurita K, Fujisawa H, Katagiri S, Mukai Y: Construction of pseudomolecule sequences of the aus rice cultivar kasalath for comparative genomics of Asian cultivated rice. *DNA research: dsu006*. 2014; DOI: 10.1093/dnares/dsu006
- [42] Mahesh HB, Shirke MD, Singh S, Rajamani A, Hittalmani S, Wang G-L, Gowda M. *indica* rice genome assembly, annotation and mining of blast disease resistance genes. *BMC genomics*. 2016; 17: 1. DOI: 10.1186/s12864-016-2523-7
- [43] Li J-Y, Wang J, Zeigler RS. The 3,000 rice genomes project: new opportunities and challenges for future rice research. *GigaScience*. 2014; 3: 1-3. DOI: 10.1186/2047-217x-3-8
- [44] Wang Q, Li J, Lu L, He C, Li C. Novel variation and evolution of *avrpiz-t* of *Magnaporthe oryzae* in field isolates. *Front. Genet*. 2020; 11: 746. doi: 10.3389/fgene.2020.00746
- [45] Alexandrov N, Tai S, Wang W, Mansueto L, Palis K, Fuentes RR, Ulat VJ, Chebotarov D, Zhang G, Li Z. SNP-Seek database of SNPs derived from 3000 rice genomes. *Nucleic acids research* .2014; 43: D1023-D1027. DOI: 10.1093/nar/gku1039
- [46] Wang GL, Mackill DJ, Bonman JM, McCouch SR, Champoux MC, Nelson RJ. RFLP mapping of genes conferring complete and partial resistance to blast in a durably resistant rice cultivar. *Genetics* .1994; 136: 1421-1434. <https://www.ncbi.nlm.nih.gov/pmc/articles/PMC1205921/>
- [47] Goto I. Genetic studies on resistance of rice plant to blast fungus II. Difference in resistance to the blast disease between Fukunishiki and its parental cultivar, Zenith. *Ann Phytopathol Soc Jap*. 1976; 42: 253-260. DOI: 10.3186/jjphytopath.42.253.
- [48] Fujii K, Hayano-Saito Y, Sugiura N, Hayashi N, Saka N, Tooyama T, Izawa T, Shumiya A. Gene analysis of panicle blast resistance in rice cultivars with rice stripe resistance. *Breed Res*. 1999; 1: 203-210 doi.org/10.1270/jsbbr.1.203
- [49] Hayashi N, Inoue H, Kato T, Funao T, Shirota M, Shimizu T, Kanamori H, Yamane H, Hayano-Saito Y, Matsumoto T, Yano M, Takatsuji H. Durable panicle blast-resistance gene *Pb1* encodes an atypical CC-NBS-LRR protein and was generated by acquiring a promoter through local genome duplication. *Plant J*. 2010; 64: 498-510. DOI: 10.1111/j.1365-313X.2010.04348.x.
- [50] Fujii K, Hayano-Saito Y, Shumiya A, Inoue M. Genetical mapping based on the RFLP analysis for the panicle blast resistance derived from a rice parental line St. No. 1. *Breed Sci*. 1995; 45: 209.
- [51] Causse MA, Fulton TM, Cho YG, Ahn SN, Chunwongse J, Wu K, Xiao J, Yu ZH, Ronald PC, Harrington SE, Second G, McCouch SR, Tanksley SD. Saturated molecular map of the rice genome based on an interspecific

backcross population. *Genetics*. 1994; 138:1251-1274. PMID:PMC1206261

[52] Yu ZH, Mackill DJ, Bonman JM, Tanksley SD. Tagging genes for blast resistance in rice via linkage to RFLP markers. *Theor Appl Genet*. 1991; 81:471-476. doi.org/10.1007/BF00219436.

[53] Naqvi NI, Chattoo BB. Development of a sequence characterized amplified region (SCAR) based indirect selection method for a dominant blast-resistance gene in rice. *Genome*. 1996; 39:26-30. doi.org/10.1139/g96-004.

[54] Inukai T, Nelson RJ, Zeigler RS, Sarkarung S, Mackill DJ, Bonman JM, Takamura I, Kinoshita T. Genetic analysis of blast resistance in tropical rice cultivars using near-isogenic lines. In: Khush GS (ed) *Rice genetics III, Proceeding of the third international rice genetics symposium*, International Rice Research Institute, Manila, Philippines, 1996; 447-455.

[55] Amante-Bordeos A, Stich LA, Nelson R, Dalmacio RD, Oliva NP, Aswidinnoor H, Leung H. Transfer of bacterial blight and blast resistance from the tetraploid wild rice *Oryza minuta* to cultivated rice *Oryza sativa*. *Theor Appl Genet*. 1992;84:345-354. doi: 10.1007/BF00229493.

[56] Pan HQ, Tanisaka T, Ikehashi H. Studies on the genetics and breeding of blast resistance in rice VI. Gene analysis of the blast resistance of two Yunnan native cultivars GA20 and GA25. *Breed Sci*. 1996; 46(Suppl 2):70.

[57] Pan QH, Wang L, Ikehashi H, Tanisaka T. Identification of a new blast resistance gene in the indica rice cultivar Kasalath using Japanese differential cultivars and isozyme markers. *Phytopathology*. 1996; 86:1071-1075. DOI: 10.1094/Phyto-86-1071.

[58] Pan QH, Wang L, Ikehashi H, Yamagata H, Tanisaka T. Identification

of two new genes conferring resistance to rice blast in the Chinese native cultivar 'Maowangu'. *Plant Breed*. 1998; 117:27-31. Doi: 10.1111/j.1439-0523.1998.tb01443.x.

[59] Pan QH, Hu ZD, Tanisaka T, Wang L. Fine mapping of the blast resistance gene Pi15, linked to Pii, on rice chromosome 9. *Acta Bot Sinica*. 2003; 45:871-877.

[60] Pan QH, Wang L, Tanisaka T. A new blast resistance gene identified in the Indian native rice cultivar Aus373 through allelism and linkage tests. *Plant Pathol*. 1999; 48:288-293. Doi: 10.1046/j.1365-3059.1999.00337.x.

[61] Iwata N. Registration of new gene symbols. *Rice Genet Newsl*. 1996; 13:12-18.

[62] Pan QH, Tanisaka T, Ikehashi H. Studies on the genetics and breeding of blast resistance in rice IV Gene analysis for the blast resistance of a indica variety Kasalath. *Breed Sci*. 1995; 45(Suppl. 2):170

[63] Ahn S-N, Kim Y-K, Hong H-C, Han S-S, Kwon S-J, Choi H-C, Moon H-P, McCouch S. Molecular mapping of a new gene for resistance to rice blast. *Euphytica*. 2000; 116:17-22. Doi: 10.1023/A%3A1004045812357.

[64] Hayashi N, Ando I, Naito H. Gene analysis of a new blast resistance in the paddy rice variety, Aichi Asahi. *Breed Sci*. 1996; 46(Suppl. 2):168.

[65] Imbe T, Oba S, Yanoria MJT, Tsunematsu H. A new gene for blast resistance in rice cultivar, IR24. *Rice Genet Newsl*. 1997; 14:60-62. https://shigen.nig.ac.jp/rice/oryzabase/asset/rgn/vol14/v14p60.html

[66] Fukuoka S, Okuno K. QTL analysis and mapping of pi21, a recessive gene for field resistance to rice blast in Japanese upland rice. *Theor Appl Genet*.

2001; 103:185-190. Doi: 10.1007/s001220100611.

[67] Ahn SN, Kim YK, Hong HC, Han SS, Kwon SJ, Choi HC, Moon HP, McCouch SR. Molecular mapping of a gene for resistance to a Korean isolate of rice blast. *Rice Genet Newsl.* 1996; 13:74. <https://shigen.nig.ac.jp/rice/oryzabase/asset/rgn/vol13/v13p74.html>

[68] Sallaud C, Lorieux M, Roumen E, Tharreau D, Berruyer R, Svestasrani P, Garsmeur O, Ghesquiere A, Nottoghem JL. Identification of five new blast resistance genes in the highly blast-resistant rice variety IR64 using a QTL mapping strategy. *Theor Appl Genet.* 2003; 106:794-803. Doi: 10.1007/s00122-002-1088-9.

[69] Zhuang JY, Wu JL, Fan YY, Rao ZM, Zheng KL. Genetic drag between a blast resistance gene and QTL conditioning yield trait detected in a recombinant inbred line population in rice. *Rice Genetics Newsl.* 2001;18:69-70. <https://shigen.nig.ac.jp/rice/oryzabase/asset/rgn/vol18/c30.html>

[70] Wu JL, Fan YY, Li DB, Zheng KL, Leung H, Zhuang JY. Genetic control of rice blast resistance in the durably resistant cultivar Gumei 2 against multiple isolates. *Theor Appl Genet.* 2005; 111:50-56. Doi: 10.1007/s00122-005-1971-2.

[71] Mackill DJ, Bonman JM. Inheritance of blast resistance in near-isogenic lines of rice. *Phytopathology.* 1992; 82:746-749. Doi: 10.1094/Phyto-82-746.

[72] Zenbayashi-Sawata K, Fukuoka S, Katagiri S, Fujisawa M, Matsumoto T, Ashizawa T, Koizumi S. Mapping of the QTL (quantitative trait locus) conferring partial resistance to leaf blast in rice cultivar Chubu 32. *Theor Appl Genet.* 2002; 104:547-552. DOI: 10.1007/s00122-001-0779-y

[73] Nguyen TTT, Koizumi S, La TN, Zenbayashi KS, Ashizawa T, Yasuda N, Imazaki I, Miyasaka A. Pi35(t), a new

gene conferring partial resistance to leaf blast in the rice cultivar Hokkai 188. *Theor Appl Genet.* 2006; 113:697-704. Doi: 10.1007/s00122-006-0337-8

[74] Liu XQ, Wang L, Chen S, Lin F, Pan QH. Genetic and physical mapping of Pi36(t), a novel rice blast resistance gene located on rice chromosome 8. *Mol Gen Genomics.* 2005; 274:394-401. Doi: 10.1007/s00438-005-0032-5.

[75] Lin F, Chen S, Que Z, Wang L, Liu X. The blast resistance gene Pi37 encodes an NBS-LRR protein and is a member of a resistance gene cluster on rice chromosome 1. *Genetics.* 2007; 177:1871-1880. Doi:10.1534/genetics.107.080648.

[76] Li W, Wang B, Wu J, Lu G, Hu Y, Zhang X, Zhang Z, Zhao Q, Feng Q, Zhang H, Wang Z, Wang G, Han B, Wang Z, Zhou B. The *Magnaporthe oryzae* avirulence gene AvrPiz-t encodes a predicted secreted protein that triggers the immunity in rice mediated by the blast resistance gene Piz-t. *Mol Plant Microbe Interact.* 2009; 22:411-420. Doi:10.1094/MPMI-22-4-0411

[77] Gowda M, Roy-Barman S, Chattoo BB. Molecular mapping of a novel blast resistance gene Pi38 in rice using SSLP and AFLP markers. *Plant Breed.* 2006; 125:596-599. Doi: 10.1111/j.1439-0523.2006.01248.x.

[78] Liu X, Yang Q, Lin F, Hua L, Wang C, Wang L, Pan Q. Identification and fine mapping of Pi39(t), a major gene conferring the broad-spectrum resistance to *Magnaporthe oryzae*. *Mol Gen Genomics.* 2007; 278:403-410. Doi: 10.1007/s00438-007-0258-5.

[79] Jeung JU, Kim BR, Cho YC, Han SS, Moon HP, Lee YT, Jena KK. A novel gene, Pi40 (t), linked to the DNA markers derived from NBS-LRR motifs confers broad spectrum of blast resistance in rice. *Theor Appl Genet.* 2007; 115:1163-1177. Doi: 10.1007/s00122-007-0642-x.

- [80] Yang Q, Lin F, Wang L, Pan Q. Identification and mapping of Pi41, a major gene conferring resistance to rice blast in the *Oryza sativa subsp. indica* reference cultivar, Theor Appl Genet. 2009; 118:1027-1034. Doi: 10.1007/s00122-008-0959-0.
- [81] Kumar P, Pathania S, Katoch P, Sharma TR, Plaha P, Rathour R. Genetic and physical mapping of blast resistance gene Pi-42(t) on the short arm of rice chromosome 12. Mol Breed. 2010; 25:217-228. Doi: 10.1007/s11032-009-9320-9
- [82] Chen DH, Dela Vina M, Inukai T, Mackill DJ, Ronald PC, Nelson RJ. Molecular mapping of the blast-resistance gene, Pi44(t), in a line derived from a durably resistant rice cultivar. Theor Appl Genet. 1999; 98:1046-1053. Doi: 10.1007/s001220051166.
- [83] Huang H, Huang L, Feng G, Wang S, Wang Y, Liu J, Jiang N, Yan W, Xu L, Sun P, Li Z, Pan S, Liu X, Xiao Y, Liu E, Dai L, Wang GL. Molecular mapping of the new blast resistance genes Pi47 and Pi48 in the durably resistant local rice cultivar Xiangzi 3150. Phytopathology. 2011; 101(5):620-626. Doi:10.1094/PHYTO-08-10-0209.
- [84] Jeon JS, Chen D, Yi GH, Wang GL, Ronald PC. Genetic and physical mapping of Pi5(t), a locus associated with broad-spectrum resistance to rice blast. Mol Gen Genomics. 2003; 269:280-289. DOI: 10.1007/s00438-003-0834-2
- [85] McCouch SR, Nelson RJ, Tohme J, Zeigler RS. Mapping of blast resistance genes in rice. In: Zeigler RS, Leong SA, Teng PS (eds) Rice blast disease. C.A.B. International, Wallingford UK. 1994; pp 167-186.
- [86] Qu S, Liu G, Zhou B, Bellizzi M, Zeng L, Dai L, Han B, Wang G. The broad-spectrum blast resistance gene Pi9 encodes a nucleotide-binding site-leucine-rich repeat protein and is a member of a multigene family in rice. *Genetics*. 2006; 172: 1901-1914. DOI: 10.1534/genetics.105.044891
- [87] Goto I, Jaw YL, Baluch AA. Genetic studies on resistance of rice plant to blast fungus IV. Linkage analysis of four genes, Pi-a, Pi-k, Pi-z and Pi-i. Ann Phytopathol Soc Jap. 1981; 47:252-254. Doi: 10.3186/jjphytopath.47.252.
- [88] Okuyama Y, Kanzaki H, Abe A, Yoshida K, Tamiru M, Saitoh H, Fujibe T, Matsumura H, Shenton M, Galam DC, Undan J, Ito A, Sone T, Terauchi R (2011) A multifaceted genomics approach allows the isolation of the rice Pia blast resistance gene consisting of two adjacent NBS-LRR protein genes. Plant J. 2011; 66:467-479. Doi: 10.1111/j.1365-313X.2011.04502.x.
- [89] Wang Z-X, Yano M, Yamanouchi U, Iwamoto M, Monna L, Hayasaka H, Katayose Y, Sasaki Takuji. The Pib gene for rice blast resistance belongs to the nucleotide binding and leucine-rich repeat class of plant disease resistance genes. Plant J. 1999; 19:55-64. Doi:10.1046/j.1365-313X.1999.00498.x.
- [90] Yokoo M, Kikuchū F, Fujimaki H, Nagai K. Breeding of blast resistance lines (BL1 to 7) from indica-japonica crosses of rice. Jap J Breed. 1978; 28:359-385.
- [91] Tabien RE, Pinson SRM, Marchetti MA, Li Z, Park WD, Paterson AH, Stansel JW. Blast resistance genes from Teqing and Lemont. In: Khush GS (ed) Rice genetics III. Proceedings of Third International Rice Genetics Symposium, Oct 16-20. Manila, The Philippines. 1996; pp 451-455. Doi:10.1142/9789812814289_0046.
- [92] Chauhan RS, Farman ML, Zhang HB, Leong SA. Genetic and physical mapping of a rice blast resistance locus, Pi-CO39(t), that corresponds to the avirulence gene AVR1-CO39 of *Magnaporthe grisea*. Mol Gen Genomics. 2002; 267:603-612. Doi: 10.1007/s00438-002-0691-4.

- [93] Chen XW, Li SG, Ma YQ, Li HY, Zhou KD, Zhu LH. Marker-assisted selection and pyramiding for three blast resistance genes, Pi-d(t)1, Pi-b, Pi-ta2, in rice. *Sheng Wu Gong Cheng Xue Bao*. 2004; 20:708-714. PMID:15973995.
- [94] Chen XW, Shang J, Chen D, Lei C, Zou Y, Zhai W, Liu G, Xu J, Ling Z, Cao G, Ma B, Wang Y, Zhao X, Li S, Zhu L. A B-lectin receptor kinase gene conferring rice blast resistance. *Plant J*. 2006; 46:794-804. Doi:10.1111/j.1365-313X.2006.02739.x.
- [95] Shinoda H, Toriyama K, Yunoki T, Ezuka A, Sakurai Y. Studies on the varietal resistance of rice to blast. VI. Linkage relationship of blast resistance genes. *Bull Chugoku Nat Agric Exp Stat A*. 1971; 20:1-25.
- [96] Zhou JH, Wang JL, Xu JC, Lei CL, Ling ZZ. Identification and mapping of a rice blast resistance gene Pi-g(t) in the cultivar Guangchangzhan. *Plant Pathol*. 2004; 53:191-196. Doi: 10.1111/j.0032-0862.2004.00986.x.
- [97] Liu B, Zhang S, Zhu X, Yang Q, Wu S, Mei M, Mauleon R, Leach J, Mew T, Leung H. Candidate defense genes as predictors of quantitative blast resistance in rice. *Mol Plant Microbe Interact*. 2004; 17:1146-1152. DOI/pdf/10.1094/MPMI.2004.17.10.1146
- [98] Deng Y, Zhu X, Shen Y, He Z. Genetic characterization and fine mapping of the blast resistance locus Pigm(t) tightly linked to Pi2 and Pi9 in a broad-spectrum resistant Chinese variety. *Theor Appl Genet*. 2006; 113:705-713. Doi:10.1007/s00122-006-0338-7.
- [99] Ise K. Linkage analysis of some blast resistance gene in rice, *Oryza sativa* L. *Jap J Breed*. 1991; 42(Suppl. 2):388-389
- [100] Kinoshita T, Kiyosawa S. Some considerations on linkage relationships between Pii and Piz in the blast resistance of rice. *Rice Genetics Newsl*. 1997; 14:57-59.
- [101] Goto I. Genetic studies on the resistance of rice plant to the blast fungus I. Inheritance of resistance in crosses Sensho x H-79 and Imochishirazu x H-79. *Ann Phytopathol Soc Jap*. 1970; 36:304-312. Doi:10.3186/jjphytopath.36.304.
- [102] Hayasaka H, Miyao A, Yano M, Matsunaga K, Sasaki T. RFLP mapping of a rice blast resistance gene Pi-k. *Breed Sci* 46. 1996; (Suppl. 2):68. <https://shigen.nig.ac.jp/rice/oryzabase/gene/detail/937>
- [103] Zhai C, Lin F, Dong Z, He X, Yuan B, Zeng X, Wang L, Pan Q. The isolation and characterization of Pik, a rice blast resistance gene which emerged after rice domestication. *New Phytol*. 2011; 189:321-334. Doi:10.1111/j.1469-8137.2010.03462.x.
- [104] Wang L, Xu XK, Lin F, Pan QH. Characterization of rice blast resistance genes in the Pik cluster and fine mapping of the Pik-p locus. *Phytopathology*. 2009; 99:900-905. Doi:10.1094/PHYTO-99-8-0900.
- [105] Sharma TR, Shanker P, Singh BK, Jana TK, Madhav MS, Gaikwad G, Singh NK, Plaha P, Rathour R. Molecular mapping of rice blast resistance gene Pi-k h in rice variety Tetep. *J Plant Biochem Biotechnol*. 2005; 14:127-133. DOI. [org/10.1007/BF03263240](http://dx.doi.org/10.1007/BF03263240)
- [106] Kaji R, Ogawa T. RFLP mapping of a blast resistance gene, Pi-km, in rice. *Breed Sci* 46. 1996; (Suppl. 2):70
- [107] Ashikawa I, Hayashi N, Yamane H, Kanamori H, Wu J. Two adjacent nucleotide-binding site-leucine-rich repeat class genes are required to confer pikm-specific rice blast resistance. *Genetics*. 2008; 180:2267-2276. Doi:10.1534/genetics.108.095034.
- [108] Hayashi K, Yoshida H, Ashikawa I. Development of PCR-based allele specific and InDel marker sets for nine

riceblast resistance genes. *Theor Appl Genet.*2006; 113:251-260. Doi:10.1007/s00122-006-0290-6.

[109] Fjellstrom RG, Conaway-Bormans CA, McClung AM, Marchetti MA, Shank AR, Park WD. Development of DNA markers suitable for marker assisted selection of three Pi genes conferring resistance to multiple *Pyricularia grisea* pathotypes. *Crop Sci.*2004; 44:1790-1798. Doi:10.2135/cropsci2004.1790.

[110] Goto I. Genetic studies on resistance of rice plant to blast fungus (VII). Blast resistance genes of Kuroka. *Ann Phytopathol Soc Jap.*1988; 54:460-465. Doi:10.3186/jjphytopath.54.460.

[111] Tabien RE, Li Z, Paterson AH, Marchetti MA, Stansel JW, Pinson SRM. Mapping of four rice blast resistance genes from 'Lemont' and 'Teqing' and evaluation of their combinatorial effect for field resistance *Theor Appl Genet.* 2000; 101:1215-1225. Doi:10.1007/s001220051600.

[112] Dwinita WU, Sugiono M, Hajrial A, Asep S, Ida H. Blast resistance genes in wild rice *Oryza rufipogon* and rice cultivar IR64. *Ind J Agric.*2008; 1:71-76.

[113] Hayashi K, Yasuda N, Fujita Y, Koizumi S, Yoshida H. Identification of the blast resistance gene Pit in rice cultivars using functional markers. *Theor Appl Genet.*2010; 121(7):1357-1367. Doi:10.1007/s00122-010-1393-7.

[114] Bryan GT, Wu K-S, Farrall L, Jia Y, Hershey HP, McAdams SA, Faulk KN, Donaldson GK, Tarchini R, Valent B. A single amino acid difference distinguishes resistant and susceptible alleles of the rice blast resistance gene Pi-ta. *Plant Cell.* 2000;12:2033-2046. Doi:10.1105/tpc.12.11.2033.

[115] Kiyosawa S. Genetic studies on host-pathogen relationship in the rice blast disease. *Proc. Symp. Rice diseases and their control by growing resistant*

varieties and other measures. Tokyo.1967; p. 137-153.

[116] Nakamura S, Asakawa S, Ohmido N, Fukui K, Shimizu N, Kawasaki S. Construction of an 800-kb contig in the near-centromeric region of the rice blast resistance gene Pi-ta2 using a highly representative rice BAC library. *Mol Gen Genomics.* 1997; 254:611-620. <https://www.ncbi.nlm.nih.gov/pubmed/9202377>

[117] Barman SR, Gowda M, Venu RC, Chattoo BB. Identification of a major blast resistance gene in the rice cultivar Tetep. *Plant Breeding.*2004;123(3): 300-302. DOI: 10.1111/j.1439-0523.2009.00982.x

[118] Lei CL, Huang DY, Lil WJ, Wang L, Liu ZL, Wang XT, Shi K, Cheng ZJ, Zhang X, Ling ZZ, Wan JM. Molecular mapping of a blast resistance gene in an indica rice cultivar Yanxian No. 1. *Rice Genet Newsl.*2005; 22:76-77. <https://shigen.nig.ac.jp/rice/oryzabase/asset/rgn/vol22/v22.html>

[119] Zhou B, Qu S, Liu G, Dolan M, Sakai H. The eight amino-acid differences within three leucine-rich repeats between Pi2 and Piz-t resistance proteins determine the resistance specificity to *Magnaporthe grisea*. *Mol Plant Microbe Interact.*2006; 19:1216-1228. Doi:10.1094/MPMI-19-1216.

[120] Jiang N, Li Z, Wu J, Wang Y, Wu L, Wang S, Wang D, Wen T, Liang Y, Sun P, Liu J, Dai L, Wang Z, Wang C, Luo M, Liu X, Liang Wan G. Molecular mapping of the Pi2/9 allelic gene Pi2-2 conferring broad-spectrum resistance to *Magnaporthe oryzae* in the rice cultivar Jefferson. *Rice.* 2012; 5:29. DOI:10.1186/1939-8433-5-29.

[121] Shang J, Tao Y, Chen X, Zou Y, Lei C, Wang J, Li X, Zhao X, Zhang M, Lu Z, Xu J, Cheng Z, Wan J, Zhu L. Identification of a new rice blast resistance gene, Pid3, by genomewide comparison of paired nucleotide-binding site--leucine-rich repeat genes

- and their pseudogene alleles between the two sequenced rice genomes. Genetics Society of America. 2009; 182: 1303-1311. DOI: 10.1534/genetics.109.102871
- [122] Joshi BK, Bimb HP, Parajuli G, Chaudhary B. Molecular tagging, allele mining and marker aided breeding for blast resistance in rice. BSN e-Bulletin 2009; 1: 1-23.
- [123] Hayashi K, Hashimoto N, Daigen M, Ashikawa I. Development of PCR-based SNP markers for rice blast resistance genes at the *Piz* locus. Theor Appl Genet. 2004; 108: 1212-1220. <https://doi.org/10.1007/s00122-003-1553-0>.
- [124] Lee SK, Song MY, Seo YS, Kim HK, Ko S, Cao PJ, Suh JP, Yi G, Roh JH, Lee S, An G, Hahn TR, Wang GL, Ronald P, Jeon JS. Rice Pi5-mediated resistance to *Magnaporthe oryzae* requires the presence of two coiled-coil-nucleotide-binding-leucine-rich repeat genes. Genetics. 2009; 181(4):1627-38. DOI: 10.1534/genetics.108.099226.
- [125] Inoue H, Nakamura M, Mizubayashi T, Takahashi A, Sugano S, Fukuoka S, Hayashi N. Panicle blast 1 (Pb1) resistance is dependent on at least four QTLs in the rice genome. Rice. 2017; 10(1):36. DOI: 10.1186/s12284-017-0175-0.
- [126] Yang S, Tingting GU, Chunyu Pan, ZhumeiFeng, Jing DingYueyu Hang, Jian-Qun Chen, DachengTian. Genetic variation of NBS-LRR class resistance genes in rice lines. Theoretical and Applied Genetics. 2008; 116: 165. DOI. [org/10.1007/s00122-007-0656-4](http://dx.doi.org/10.1007/s00122-007-0656-4).
- [127] Das A, Soubam D, Singh PK, Thakur S, Singh NK, Sharma TR. A novel blast resistance gene, *Pi54rh* cloned from wild species of rice, *Oryza rhizomatis* confers broad spectrum resistance to *Magnaporthe oryzae*. Functional Integrative Genomics. 2012; 12: 215. DOI.org/10.1007/s10142-012-0284-1.
- [128] Devanna NB, Vijayan J, Sharma TR. The blast resistance gene *Pi54of* cloned from *Oryza officinalis* interacts with *Avr-Pi54* through its novel non-LRR domains. Plos One. 2014;9(8): e104840. DOI: 10.1371/journal.pone.0104840
- [129] Sharma TR, Madhav MS, Singh BK, Shanker P, Jana TK, Dalal V, Pandit A, Singh A, Gaikwad K, Upreti HC, Singh NK. High resolution mapping, cloning and molecular characterization of the *Pi-kh* gene of rice, which confers resistance to *M. grisea*. Mol Genet Genom. 2005; 274(6): 569-578. DOI: 10.1007/s00438-005-0035-2
- [130] Korinsak S, Sirithunya P, Meakwatanakarn P, Sarkarung S, Vanavichit A, Toojinda T. Changing allele frequencies associated with specific resistance genes to leaf blast in backcross introgression lines of KhaoDawk Mali 105 developed from a conventional selection program. Field Crops Res.2011;122(1): 32-39. DOI:10.1016/j.fcr.2011.02.005
- [131] Liu SP, Li X, Wang CY, Li XH, He YQ. Improvement of resistance to rice blast in Zhenshan 97 by molecular marker aided selection. Acta Bot Sin. 2002;45: 1346-1350.
- [132] Narayanan NN, Baisakh N, Cruz CMV, Gnanamanickam SS, Datta K, Datta SK. Molecular breeding for the development of blast and bacterial blight resistance in rice cv. IR50. Crop Sci. 200; 42(6): 2072-2079. DOI: 10.2135/cropsci2002.2072
- [133] Fjellstrom R, Mc-Clung AM, Shank AR. SSR markers closely linked to the *Pi-z* locus are useful for selection of blast resistance in a broad array of rice germplasm. Mol Breeding, 2006. 17(2): 149-157. DOI 10.1007/s11032-005-4735-4
- [134] Singh A, Singh VK, Singh SP, Pandian RTP, Ellur RK, Singh D, Bhowmick PK, Gopala Krishnan S, Nagarajan M, Vinod KK, Singh UD,

- Prabhu KV, Sharma TR, Mohapatra T, Singh AK. Molecular breeding for the development of multiple disease resistance in Basmati rice. *AoB Plants*, 2012; pls029. DOI: 10.1093/aobpla/pls029
- [135] Wang Z, Jia Y, Rutger JN, Xia Y: Rapid survey for presence of a blast resistance gene *Pi-ta* in rice cultivars using the dominant DNA markers derived from portions of the *Pi-ta* gene. *Plant Breeding*.2007; 126(1): 36-42. DOI: 10.1111/j.1439-0523.2007.01304.x
- [136] Chen HQ, Chen ZX, Ni S, Zuo SM, Pan XB, Zhu XD. Pyramiding three genes with resistance to blast by marker assisted selection to improve rice blast resistance of Jin23B. *Chin J Rice Sci*. 2008; 22: 23-27. <http://www.ricesci.cn/EN/abstract/abstract1698.shtml>
- [137] Fu CY, Wu T, Liu WG, Wang F, Li JH, Zhu XY, Huang HJ, Liu ZR, Liao YL, Zhu MS, Chen JW, Huang YJ: Genetic improvement of resistance to blast and bacterial blight of the elite maintainer line Rongfeng B in hybrid rice (*Oryza sativa* L.) by using marker-assisted selection. *Afr J Biotechnol*. 2012; 11(67): 13104-13114. DOI: 10.5897/AJB12.1465
- [138] Singh VK, Singh A, Singh SP, Ellur RK, Singh D, Gopala KS, Bhowmick PK, Nagarajan M, Vinod KK, Singh UD, Rathore R, Prasanthi SK, Agrawal PK, Bhatt JC, Mohapatra T, Prabhu KV, Singh AK. Marker-assisted simultaneous but step wise back cross breeding for pyramiding blast resistance genes *Piz5* and *Pi54* into an elite Basmati rice restorer line 'PRR78'. *Plant Breeding*. 2013; 132: 486-495. DOI: 10.1111/pbr.12077
- [139] Wen SS, Gao BJ: Introgressing blast resistant gene *Pi-9(t)* into elite rice restorer Luhui 17 by marker assisted selection. *Rice Genom Genet*. 2011; 2:31-36. DOI: 10.5376/rgg.2011.02.0004
- [140] Gouda PK, Saikumar S, Varma CMK, Nagesh K, Thippeswamy S, Shenoy V, Ramesha MS, Shashidhar HE: Marker-assisted breeding of *Pi-1* and *Piz-5* genes imparting resistance to rice blast in PRR78 restorer line of Pusa RH-10 Basmati rice hybrid. *Plant Breeding*.2013; 132(1): 61-69. DOI: 10.1111/pbr.12017
- [141] Hua LX, Liang LQ, He XY, Wang L, Zhang WS, Liu W, Liu XQ, Lin F: Development of a marker specific for the rice blast resistance gene *Pi39* in the Chinese cultivar Q15 and its use in genetic improvement. *Biotech Biotechnol Equip*.2015; 29(3): 448-456. DOI:10.1080/13102818.2015.1011894
- [142] Kumar VA, Balachiranjeevi CH, Naik SB, Rambabu R, Rekha G, Harika G, Hajira SK, Pranathi K, Vijay S, Anila M, Mahadevaswamy HK, Kousik M, Yugander A, Aruna J, Hari Prasad MS, Madhav MS, Laha GS, Balachandran SM, Prasad MS, Ravindra Babu V, Sundaram RM: Marker-assisted improvement of the elite restorer line of rice, RPHR-1005 for resistance against bacterial blight and blast diseases. *J Genet*.2016; 95(4): 895-903. DOI:10.1007/s1204-016-0711-5
- [143] Beser N, Del Valle MM, Kim SM, Vinarao BR, Surek H, Jena KK: Marker-assisted introgression of a broad-spectrum resistance gene, *Pi40* improved blast resistance of two elite rice (*Oryza sativa* L.). *Mol Plant Breeding*. 2016; 7(33): 1-15. DOI:10.5376/mpb.2016.07.0033
- [144] Hegde SS, Prashanthi SK: Identification of polymorphic markers and introgression of *Pi1* and *Pi2* genes for blast resistance in rice. *J Farm Sci*.2016; 29: 327-331
- [145] Xiao WM, Luo LX, Wang H, Guo T, Liu YZ, Zhou JY, Zhu XY, Yang QY, Chen ZQ: Pyramiding of *Pi46* and *Pita* to improve blast resistance and to evaluate the resistance effect of the two R genes. *J Integr Agric*.2016; 15: 2290-2298. DOI: 10.1016/s2095-3119(16)61415-6
- [146] Luo WL, Huang M, Guo T, Xiao WM, Wang JF, Yang GL, Liu YZ,

- Wang H, Chen ZH, Zhuang CX: Marker-assisted selection for rice blast resistance genes *Pi2* and *Pi9* through high-resolution melting of a gene-targeted amplicon. *Plant Breeding*.2016; 136: 67-73. DOI:10.1111/pbr.12447
- [147] Wu YY, Yu L, Pan CH, Dai ZY, Li YH, Xiao N, Zhang XX, Ji HJ, Huang NS, Zhao BH, Zhou CH, Liu GQ, Liu XJ, Pan XB, Liang CZ, Li AH. Development of near isogenic lines with different alleles of *Piz* locus and analysis of their breeding effect under Yangdao 6 background. *Mol Breeding*. 2016; 36: 1-12. doi: 10.1007/s11032-016-0433-7
- [148] Usatov AV, Kostylev PV, Azarin KV, Markin KV, Markareno MS, Khachumov VA, Bibov MY: Introgression of rice blast resistance gene *Pi1*, *Pi2* and *Pi33* into Russian rice varieties by marker assisted selection. *Ind J Gent Plant Breeding*. 2016; 76(1): 18-23. DOI: 10.5958/0975-6906.2016.00003.1
- [149] Tanweer FA, Rafii MY, Sijam K, Rahim HA, Ahmed F, Ashkani S, Latif M: Introgression of blast resistance genes (putative *Pi-b* and *Pi-kh*) into elite rice cultivar MR219 through marker-assisted selection. *Front Plant Sci*.2015; 6: 1-11. DOI: 10.3389/fpls.2015.01002
- [150] Araujo LD, Prabhu AS, Arraes Pereira PA, and da Silva GB: Marker-assisted selection for the rice blast resistance gene *Pi-ar* in a backcross population. *Crop Breeding and Applied Biotechnology*, 2010; 10: 23-31.
- [151] Ellur RK, Apurva Khanna Ashutosh Yadav, Sandeep Pathania H, Rajashekara Vikas K, Singh S, Gopalakrishnan Prolay K, Bhowmick M, Nagarajan KK, Vinod G, Prakash Kalyan K, Mondal Nagendra K, Singh Ashok K, Singh: Improvement of Basmati rice varieties for resistance to blast and bacterial blight diseases using marker assisted backcross breeding. *Plant Science*. 2015;3: 14-20.
- [152] Singh VK, Singh A, Singh SP, Ellur RK, Choudhary V, Sarkel S, Singh D, Gopala Krishnan S, Nagarajan M, Vinod KK, Singh UD, Rathore R, Prasanthi SK, Agrawal PK, Bhatt JC, Mohapatra T, Prabhu KV, Singh AK: Incorporation of blast resistance gene in elite Basmati rice restorer line PRR78, using marker assisted selection. *Field Crops Res*.2012; 128: 8-16. DOI: 10.1016/j.fcr.2011.12.003
- [153] Divya B, Robin S, Rabindran R, Senthil S, Raveendran M, Joel AJ: Marker assisted backcross breeding approach to improve blast resistance in Indian rice (*Oryza sativa*) variety ADT43. *Euphytica*.2014; 200(1): 61-77. DOI: 10.1007/s10681-014-1146-9
- [154] Madhavi KR, Rambabu R, Abhilash Kumar V, Vijay Kumar S, Aruna J, Ramesh S, Sundaram RM, Laha GS, Sheshu Madhav M, Ravindra babu V, Srinivas Prasad M: Marker assisted introgression of blast (*Pi-2* and *Pi-54*) genes in to the genetic background of elite, bacterial blight resistant indica rice variety, Improved Samba Mahsuri.2016; 1-13. DOI 10.1007/s10681-016-1784-1.
- [155] Aruna Kumari K, Durgarani CV, Satturu V, Sarikonda K R, Chittoor PDR, Vutukuri B, Laha GS, Nelli APK, Gattu S, Jamal M, Prasad Babu A, Hajira S, Sundaram RM. Marker-Assisted pyramiding of genes conferring resistance against bacterial blight and blast diseases into Indian rice variety MTU1010. *Rice Science*. 2016; 23(6): 306–316. DOI: 10.1016/j.rsci.2016.04.005
- [156] Pinta WT, Toojinda P, Thummabenjapone J, Sanitchon: Pyramiding of blast and bacterial leaf blight resistance genes into rice cultivar RD6 using marker assisted selection. *African Journal of Biotechnology*.2013; 12 (28): 4432-4438. DOI: 10.5897/AJB12.2028
- [157] Oddin J, Durga Rani, H.V. Swathi, G., Anuradha, C.H. Vanisri, S., Sheshu Madhav, M. Sundaram, R. M., Arun Prem Kumar, N. 2015. Introgression of blast resistance genes *Pi-54* and *Pi1* into cold

tolerant variety Tellahamsa, by marker assisted selection. *International Journal of Current Research*; 7(11): 22348-22353.

[158] Jiefeng Jiang, Dabing Yang, Jauhar Ali, Tongmin Mou, Molecular marker-assisted pyramiding of broad-spectrum disease resistance genes, *Pi2* and *Xa23*, into GZ63-4S, an elite thermo-sensitive genic male-sterile line in rice. *Molecular Breeding*. 2015; 35: 83-96. DOI. org/10.1007/s1103

[159] Srikanth. S, Manish K Pandey, Bala Chiranjeevi. CH, Hajira. SK, Vijay Kumar. S, MBVN Kousik, Bhadana VP, Sheshu Madhav. M, Suneetha. K, Subba Rao LV, Kumaraswamy. M, Archana Giri, Laxmi Narasu. B, Shobha Rani. N, and Sundaram RM. Introgression of major bacterial blight and blast resistant genes into Vallabh Basmati 22, an elite Basmati variety. *International Journal of Development Research*. 2016; 6(7): 8366-8370.

[160] Balachiranjeevi CH, Naik S, Bhaskar V, Abhilas HS. Akanksha BC, Viraktamath MS, Madhav AS, Hariprasad GS, Laha MS, Prasad SM, Balachandran CN, Neeraja M, Satendra Kumar P, Senguttuvel K B, Kemparaju VP, Bhadana. Marker-assisted introgression of bacterial blight and blast resistance into DRR17B, an elite, fine-grain type maintainer line of rice. *Molecular Breeding*. 2015; 35: 151. DOI.ORG/10.1007/S1103

[161] Singh Ashok K, Singh Vikas K, Atul Singh, Ranjith K. Ellur, Pandian RTP, Gopala Krishnan S, Singh UD, Nagarajan M, Vinod KK, -Prabhu KV. Introgression of multiple disease resistance into a maintainer of Basmati rice CMS line by marker assisted backcross breeding. *Euphytica*. 2015; 35(1): 97-107. DOI.org/10.1007/s1068.

[162] Hasan NA, Mohd Y, Rafii, Harun A, Rahim, Nusaibah Syd Ali, Norida Mazlan and Shamsiah Abdullah. Introgression of *Pi-kh* resistance gene into a Malaysian cultivar, MR264 using

Marker-Assisted Backcrossing (MABC). *International Journal of Agriculture and Biology*. 2015;17: 1172-117. DOI: 10.17957/IJAB/15.0040.

[163] Ashkani S, Rafi MY, Shabanimofrad M, Miah G, Sahebi M, Azizi P, Tanveer FA, Akhtar MS, Nasehi, A. Molecular breeding strategy and challenges towards improvement of blast disease resistance in rice crop. *Front Plant Sci*. 2015; 6: 886. DOI: 10.3389/fpls.2015.00886

[164] Chen DH, Zeigler S, Ahn SW, Nelson RJ. Phenotypic characterization of the rice blast resistance gene *Pi-2(t)*. *Plant Dis*.1996;80: 52-56.

[165] Kalia S, Rathour R. Current status on mapping of genes for resistance to leaf- and neck-blast disease in rice. 3 *Biotech*. 2019;9, 209. <https://doi.org/10.1007/s13205-019-1738-0>

[166] Singh J, Gupta SK, Devanna BN, Singh S, Upadhyay A, Sharma TR. Blast resistance gene *Pi54* over-expressed in rice to understand its cellular and sub-cellular localization and response to different pathogens. *Scientific reports*. 2020;10(1):1-13.

[167] Chen H, Wang S, Xing Y, Xu C, Hayes PM, Zhang Q. Comparative analyses of genomic locations and race specificities of loci for quantitative resistance to *Pyricularia grisea* in rice and barley. *Proc. Natl. Acad. Sci. U.S.A.* 2003; 100: 2544-2549. DOI: 10.1073/pnas.0437898100

[168] Young ND. QTL mapping and quantitative disease resistance in plants. *Annu. Rev. Phytopathol.* 1996;34:479-501. DOI: 10.1146/annurev.phyto.34.1.479

[169] Song FM, Goodman RM. Molecular biology of disease resistance in rice. *Physiol Mol Plant Pathol*.2001;59(1): 1- 11.DOI: 10.1006/pmpp.2001.0353

[170] Devi SJSR, Singh K, Umakanth B. Identification and characterization of a

large effect qtl from *Oryza glumaepatula* revealed *Pi68(t)* as putative candidate gene for rice blast resistance. Rice. 2020;13, 17 <https://doi.org/10.1186/s12284-020-00378-4>

[171] Ballini E, Morel JB, Droc G, Price A, Courtois B, Notteghem JL. A genome-wide meta-analysis of rice blast resistance genes and quantitative trait loci provides new insights into partial and complete resistance. Mol. Plant Microbe Interact. 2008; 21: 859– 868. DOI: 10.1094/MPMJ-21-7-0859

[172] Yin J, Zou L, Zhu X. et al. Fighting the enemy: How rice survives the blast pathogen's attack. The Crop Journal. 2021; <https://doi.org/10.1016/j.cj.2021.03.009>

[173] Yang C, Yu Y, Huang J, Meng F, Pang J, Zhao Q, Islam M, Xu N, Tian Y, Liu J. *Magnaporthe oryzae* binding of the chitinase MoChia1 by a rice tetratricopeptide repeat protein allows free chitin to trigger immune responses. Plant Cell. 2019; 31:172-188.

[174] Kim S, Kim C, Park C, Kim K, Jeon J, Chung H, Choi G, Kwon S, Choi J, Jeon J, Khang C, Kang S, Lee Y. Two nuclear effectors of the rice blast fungus modulate host immunity via transcriptional reprogramming, Nature Communication. 2020; 11:5845.

[175] Liu X, Inoue H, Tang X, Tan Y, Xu X, Wang C, Jiang C. Rice OsAAA-ATPase1 is induced during blast infection in a salicylic acid-dependent manner, and promotes blast fungus resistance, Int. J. Mol. Sci. 2020; 21:1443.

[176] Zhou Y, Lei F, Wang Q. Identification of Novel Alleles of the Rice Blast-Resistance Gene *Pi9* through Sequence-Based Allele Mining. Rice. 2020;13, 80. <https://doi.org/10.1186/s12284-020-00442-z>

[177] Norvienyeku J, Lin L, Waheed A, Chen X, Bao J, Aliyu S, Lin L, Shabbir A, Batool W, Zhong Z, Zhou J, Lu G, Wang Z. Bayogenin 3-O-cellobioside

confers non-cultivar-specific defence against the rice blast fungus *Pyricularia oryzae*. Plant Biotechnol. J. 2020: <https://doi.org/10.1111/pbi.13488>

[178] Zhan C, Lei L, Liu Z, Zhou S, Yang C, Zhu X, Guo H, Zhang F, Peng M, Zhang M, Li Y, Yang Z, Sun Y, Shi Y, Li K, Liu L, Shen S, Wang X, Shao J, Jing X, Wang Z, Li Y, Czechowski T, Hasegawa H, Graham I, Tohge T, Qu L, Liu X, Fernie A, Chen L, Yuan M, Luo J. Selection of a subspecies-specific diterpene gene cluster implicated in rice disease resistance, Nat. Plants. 2020; 6:1447– 1454.

[179] Deepti S, MdShamim, Mahesh K, Anurag M, Pramila P, Deepak K, Prashant Y, Mohammed HS, Kapildeo NS. Current status of conventional and molecular interventions for blast resistance in rice. Rice Science. 2017; 24(6): 299:321.

[180] Bonman J. Durable resistance to rice blast disease-environmental influences. *Euphytica*.1992; 63:115-123. DOI: 10.1007/BF00023917

[181] Mi J, Yang D, Chen Y, Jiang J, Mou H, Huang J, Ouyang Y and Mou T. Accelerated molecular breeding of a novel P/TGMS line with broad-spectrum resistance to rice blast and bacterial blight in two-line hybrid rice. Rice. 2018;11:11 doi.org/10.1186/s12284-018-0203-8

[182] Miah G, Rafii MY, Ismail MR, Puteh AB, Rahim HA, Asfaliza R, Latif MA. Blast resistance in rice: A review of conventional breeding to molecular approaches. MolBiol Rep. 2013; 40: 2369-2388. DOI: 10.1007/s11033-012-2318-0

[183] Xi ZY, He FH, Zeng RZ, Zhang ZM, Ding XH, Li WT, ZhangGQ. Development of a wide population of chromosome single-segment substitution lines in the genetic background of an elite cultivar of rice (*Oryza sativa*). Genome. 2008; 49(5): 476-484. DOI: 101139/g06-005

- [184] Sreewongchai T, Toojinda T, Thanintorn N, Kosawang C, Vanavichit A, Tharreau D, Sirithunya P. Development of elite indica rice lines with wide spectrum of resistance to Thai blast isolates by pyramiding multiple resistance QTLs. *Plant Breed.* 2010;129:176-180. DOI/abs/10.1111/j.1439-0523.2009.01669.x
- [185] Fujimski H. Recurrent selection by using male sterility for rice improvement. *Japan Agric Res Quart.* 1979;13:153-156.
- [186] Kaur S, Padmanabhan SY, Rao M. Induction of resistance to blast disease (*Pyricularia oryzae*) in the high yielding variety, Ratna (IRE 9 TKM 6). In: Proceedings of the IAEA research coordination. Geoling, Ames, Iowa. 1975; 141-145.
- [187] Zhang MX, Xu JL, Luo RT, Shi D, Li ZK. Genetic analysis and breeding use of blast resistance in a japonica rice mutant *R917*. *Euphytica.* 2003;130: 71-76. DOI: 10.1023/A:102238062
- [188] Shu QY. Induced plant mutations in the genomics era. Food and Agriculture Organization of the United Nations. Rome. 2009; pp 425-427.
- [189] Yadav MK, Aravindan S, Ngangkham U. Candidate screening of blast resistance donors for rice breeding. *J Genet.* 2019;98:73 <https://doi.org/10.1007/s12041-019-1116-z>
- [190] Yadav MK, Aravindan S, Ngangkham U, Raghu S, Prabhukarthikeyan SR, Keerthana U. Blast resistance in Indian rice landraces: Genetic dissection by gene specific markers. *PLoS ONE.* 2019;14(1):e0211061. <https://doi.org/10.1371/journal.pone.0211061>
- [191] Koide Y, Kobayashi N, Xu D, Fukuta Y. Resistance genes and selection DNA markers for blast disease in rice (*Oryza sativa* L.). *Japan Agric. Res. Q.* 2009; 43: 255-280. DOI: 10.1016/j.crv.2014.11.003
- [192] Hittalmani S, Parco A, Mew TV, Zeigler RS, Huang N. Fine mapping and DNA marker-assisted pyramiding of the three major genes for blast resistance in rice. *Theor Appl Genet.* 2000; 100(7): 1121-1128. DOI: 10.1007/s001220051395
- [193] Chen Q, Zeng G, Hao M. Improvement of rice blast and brown plant hopper resistance of PTGMS line C815S in two-line hybrid rice through marker-assisted selection. *Mol Breeding.* 2020;40, 21 <https://doi.org/10.1007/s11032-020-1098-9>
- [194] Khan GH, Shikari AB, Vaishnavi R. Marker-assisted introgression of three dominant blast resistance genes into an aromatic rice cultivar *Mushk Budji*. *Sci Rep.* 2018;8, 4091 <https://doi.org/10.1038/s41598-018-22246-4>
- [195] Jamaloddin M, Durga Rani CV, Swathi G, Anuradha C, Vanisri S, Rajan CPD. Marker Assisted Gene Pyramiding (MAGP) for bacterial blight and blast resistance into mega rice variety "Tellahamsa". *PLoS ONE.* 2020;15(6): e0234088. <https://doi.org/10.1371/journal.pone.0234088>
- [196] Fujita D, Ebron LA, Kobayashi N, Fukuta Y. DNA marker analysis of blast resistance genes *Pib* and *Pita* in IRRI-bred rice varieties comparison with gene estimation by a differential system. *Advances in Genetics, Genomics and Control of Rice Blast Disease.* 2009; 315-324. DOI: 10.1007/978-1-4020-9500-9_31
- [197] Koide Y, Kawasaki A, Telebancoâaaa-Yanoria M, Hairmansis A, Nguyet N, Bigirimana J. Development of pyramided lines with two resistance genes, *Pish* and *Pib*, for blast disease (*Magnaporthe oryzae* B. Couch) in rice (*Oryza sativa* L.). *Plant Breed.* 2010; 129: 670-675. DOI: 10.1111/j.1439-0523.2010.01781.x
- [198] Urso S, Orasen G, Perrini R, Tacconi G, Delfanti S, Biselli C. Pyramiding of *Pi* resistance genes to

- increase blast resistance in Italian rice varieties using marker-assisted selection approaches. Proceedings of the 57th Italian Society of Agricultural Genetics Annual Congress, 16th-19th September, Foggia. 2013;
- [199] Yasuda N, Mitsunaga T, Hayashi K, Koizumi S, Fujita Y. Effects of pyramiding quantitative resistance genes pi21, Pi34, and Pi35 on rice leaf blast disease. *Plant Dis.* 2014; 99: 904-909. DOI: 10.1094/PDIS-02-14-0214-RE
- [200] Wang F, Wang C, Liu P, Lei C, Hao W, Gao Y. Enhanced rice blast resistance by CRISPR/Cas9-Targeted mutagenesis of the ERF transcription factor gene *OsERF922*. *PLoS ONE.* 2016; 11(4): e0154027. DOI: 10.1371/journal.pone.0154027
- [201] Ma J, Chen J, Wang M, Ren YL, Wang S, Lei CL, Cheng ZJ. Disruption of *OsSEC3A* increases the content of salicylic acid and induces plant defense responses in rice. *J Exp Bot.* 2018; 69:(5)1051-1064.
- [202] Li SF, Shen L, Hu P, Liu Q, Zhu XD, Qian Q, Wang KJ, Wang YX. Developing disease-resistant thermo sensitive male sterile rice by multiplex gene editing. *J Integr Plant Biol.* 2019; 61 (12):1201-1205.
- [203] Mahesh HB, Shirke MD, Wang GL & Gowda M. In planta transcriptome analysis reveals tissue-specific expression of pathogenicity genes and microRNAs during rice-*Magnaporthe* interactions. *Genomics.* 2021; 113(1): 265-275.
- [204] Wang Y, Cheng X, Shan Q, Zhang Y, Liu J, Gao C. Simultaneous editing of three homoeoalleles in hexaploid bread wheat confers heritable resistance to powdery mildew. *Nat Biotechnol.* 2014; 32(9): 947-951. DOI: 10.1038/nbt.2969
- [205] Li T, Liu B, Spalding MH, Weeks DP and Yang B. High-efficiency TALEN-based gene editing produces disease-resistant rice. *Nat Biotechnol.* 2012;30: 390-392. DOI:10.1038/nbt.2199
- [206] Zafar K, Sedeek KEM, Rao GS, Khan MZ, Amin I, Kamel R, Mukhtar Z, Zafar M, Mansoor S, Mahfouz MM. Genome Editing Technologies for Rice Improvement: Progress, Prospects, and Safety Concerns. *Front. Genome Ed.* 2020;2:5. doi: 10.3389/fgeed.2020.00005
- [207] Ramkumar G, Biswal AK, Mohan KM, Sakthivel K, Sivaranjani AKP, Neeraja CM, Rani NS, Viraktamath BC, and Madhav, M.S. Identifying novel alleles of rice blast resistance genes Pikh and Pita through allele mining. *Int. Rice Res. Notes* 35 1-6.
- [208] Huang X, Wei X, Sang T, Zhao Q, Feng Q, Zhao Y, Li C, Zhu C, Lu T, Zhang Z, Li M, Fan D, Guo Y, Wang A, Wang L, Deng L, Li W, Lu Y, Weng Q, Liu K, Huang T, Zhou T, Jing Y, Lin Z, BucklerES, Qian Q, Zhang QF, Li J and Han B. Genome-wide association studies of 14 agronomic traits in rice landraces. *Nat Genet.* 2010; 42: 961-967. DOI: 10.1038/ng.695
- [209] Huang X, Zhao Y, Wei X, Li C, Wang A, Zhao Q, Li W, Guo Y, Deng L, Zhu C, Fan D, Lu Y, Weng Q, Liu K, Zhou T, Jing Y, Si L, Dong G, Huang T, Lu T, Feng Q, Qian Q, Li J, Han B. Genome-wide association study of flowering time and grain yield traits in a worldwide collection of rice germplasm. *Nat Genet.* 2012;44: 32-39. DOI: 10.1038/ng.1018
- [210] Zhao K, Tung CW, Eizenga GC, Wright MH, Ali ML, Price AH, Norton GJ, Islam MR, Reynolds A, Mezey J, McClung AM, Bustamante CD, McCouch SR. Genome-wide association mapping reveals a rich genetic architecture of complex traits in *Oryza sativa*. *Nat Commun.* 2011;2: 467. DOI: 10.1038/ncomms1467

[211] Nunes CC, Dean RA. Host-induced gene silencing: a tool for understanding fungal host interaction and for developing novel disease control strategies. *Mol Plant Pathol.* 2012; 13: 519-529. DOI:10.1111/j.1364-3703.2011.00766.x

[212] Campo SS, Sanchez-Sanuy F, Camargo-Ramirez R, Gomez-Ariza J, Baldrich P, Campos-Soriano L, SotoSuarez M, San Segundo B. A novel Transposable element-derived microRNA participates in plant immunity to rice blast disease. *Plant Biotechnol J.* 2021; <https://doi.org/10.1111/pbi.13592>

IntechOpen