



City Research Online

City, University of London Institutional Repository

Citation: Estes, Z. ORCID: 0000-0003-4350-3524 and Streicher, M. C. (2021). Getting a Handle on Sales: Shopping Carts Affect Purchasing by Activating Arm Muscles. *Journal of Marketing*, doi: 10.1177/00222429211061367

This is the accepted version of the paper.

This version of the publication may differ from the final published version.

Permanent repository link: <https://openaccess.city.ac.uk/id/eprint/27060/>

Link to published version: <http://dx.doi.org/10.1177/00222429211061367>

Copyright: City Research Online aims to make research outputs of City, University of London available to a wider audience. Copyright and Moral Rights remain with the author(s) and/or copyright holders. URLs from City Research Online may be freely distributed and linked to.

Reuse: Copies of full items can be used for personal research or study, educational, or not-for-profit purposes without prior permission or charge. Provided that the authors, title and full bibliographic details are credited, a hyperlink and/or URL is given for the original metadata page and the content is not changed in any way.

City Research Online:

<http://openaccess.city.ac.uk/>

publications@city.ac.uk

Preprint, *Journal of Marketing*, accepted for publication 2 Nov 2021

Getting a Handle on Sales:

Shopping Carts Affect Purchasing by Activating Arm Muscles

Zachary Estes & Mathias C. Streicher

Author Notes and Acknowledgements: Zachary Estes is Professor of Marketing at Bayes Business School (formerly Cass), City University of London (email: Zachary.Estes@city.ac.uk). Mathias C. Streicher is Assistant Professor, Department of Strategic Management, Marketing, and Tourism, University of Innsbruck (e-mail: Mathias.Streicher@uibk.ac.at). The authors contributed equally to this research. The authors thank Peter Paul Molk (MPREIS Warenvertriebs GmbH) for enabling and supporting our field study, Peter Federolf (Neurophysiology Research Group, University of Innsbruck) for enabling and supporting the electromyography study, and Maite Calisti, Lina Graf, and Marco Vouk for their invaluable service as research assistants.

Abstract: This research demonstrates that the physical properties of shopping carts influence purchasing and spending. Prior research on ergonomics indicates that standard shopping carts, which are pushed via a horizontal handlebar, are likely to activate arm extensor muscles. Prior research on arm muscle activation, in turn, suggests that arm extensor activation may elicit less purchasing than arm flexor activation. The authors thus deduce that standard shopping carts may be suboptimal for stimulating purchases. The authors predicted that shopping carts with parallel handles (i.e., like a wheelbarrow or “walker”) would instead activate the flexor muscles and thus increase purchasing. An electromyography (EMG) study revealed that both horizontal and vertical handles more strongly activate the extensor muscles of the upper arm (triceps), whereas parallel handles more strongly activate the flexor muscles (biceps). In a field experiment, parallel-handle shopping carts significantly and substantially increased sales across a broad range of categories, including both vice and virtue products. Finally, in a simulated shopping experiment, parallel handles increased purchasing and spending beyond both horizontal and vertical handles. These results were not attributable to the novelty of the shopping cart itself, participants’ mood, or purely ergonomic factors.

Keywords: arm flexion and extension; basket size; ergonomics; shopper behavior; shopping carts or trolleys.

According to recent customer surveys, as much as 76% of all purchase decisions are made in-store (POPAI 2014). Critically, such in-store decisions are highly flexible (Gilbride, Inman, and Stilley 2015; Inman, Winer and Ferraro 2009) and sensitive to retailers' tactics for stimulating shoppers (Hui et al. 2013). Retail managers have several marketing tools at their disposal. For instance, in-store promotions (Ramanathan and Dhar 2010), store layout (Park, Iyer, and Smith 1989), and store atmosphere (Baker et al. 2002; Kaltcheva and Weitz 2006) can all affect "basket size" (i.e., the number of purchases on a given shopping occasion). Another tool that may influence shopping, but which has received little attention by marketing researchers, is the shopping cart. Shopping carts can be tracked to examine in-store travel behaviors (e.g., Larson, Bradlow, and Fader 2005) and product searches (Seiler and Pinna 2017), revealing for instance that shoppers who park their carts more often during their trip (Wagner et al. 2014) ultimately make more purchases. Similarly, "smart" carts that provide real-time feedback to shoppers on the total cost of their purchases can entice shoppers to max out their budgets (Van Ittersum et al. 2013). Table 1 briefly summarizes the prior consumer research on shopping carts.

The present research provides the first investigation of how the physical properties of shopping carts influence basket size. Research in the field of ergonomics has documented that the orientation of handles affects muscle activation while grasping and pushing (Di Domizio and Keir 2010; Mogk and Keir 2003). Separately, research in psychology has shown that muscle activation affects attitudes (Cacioppo, Priester, and Berntson 1993) and hypothetical product choices (Streicher and Estes 2016b; Van den Bergh, Schmitt, and Warlop 2011). Together these findings yield a surprising hypothesis with tangible implications for consumers and retail managers: Standard shopping carts, which shoppers push via a horizontal handlebar, are suboptimal for stimulating purchases. We test and support this hypothesis in one consequential field experiment and two controlled laboratory experiments.

Conceptual Background

In this section we first review studies from psychology showing that muscle activation affects attitudes, motivation, and attention. We then briefly describe basic findings in ergonomics research that handle orientation affects muscle activation, yielding the conclusion that standard shopping carts are suboptimal for purchasing. Next, we describe a novel shopping cart that theoretically may stimulate purchasing behaviors.

Muscle Activation Affects Attitudes, Motivation, and Attention

Perhaps surprisingly, activating the arm muscles can affect attitudes, cognitions, and behaviors. Bringing the forearm toward the upper arm activates the *flexor muscles* (i.e., biceps), whereas extending the forearm away from the upper arm activates the *extensor muscles* (i.e., triceps). These flexor and extensor muscles comprise an antagonistic system. Contracting the biceps inhibits the triceps, and vice versa.

Flexor and extensor activation can affect attitudes. In a seminal study, Cacioppo, Priester, and Berntson (1993) had participants press their palms either upward against the underside of a table (arm flexion), or downward against the topside of the table (arm extension). They showed that neutral symbols (i.e., unfamiliar Chinese ideographs) were evaluated more positively with arm flexion than with arm extension (see also Priester, Cacioppo, and Petty 1996). Although this effect can be reversed under certain conditions (e.g., Markman and Brendl 2005), generally speaking, evaluating a stimulus with flexed or extended arms respectively increases or decreases evaluations (e.g., Centerbar and Clore 2006; Cretenet and Dru 2004).

This effect is due to *evaluative coding* (e.g., Eder and Rothermund 2008; Laham et al. 2015). The rationale is that, from one's embodied experience in the world, arm flexion becomes associated with positive evaluations and arm extension becomes associated with negative evaluations. These associations arise from the fact that arm flexion is often used to bring objects (or foods) toward the body and to secure or ingest them, whereas arm extension is often used to remove or expel objects away from the body. Consequently, flexion becomes

associated with appetitive stimuli and positive evaluations, whereas extension is associated with aversive stimuli and negative evaluations (Cacioppo, Priester, and Berntson 1993; Förster and Strack 1997; Priester, Cacioppo, and Petty 1996).

Muscle activation also affects motivation and attention. Regarding motivation, arm flexion generally facilitates an approach-oriented motivation aimed at attaining gains, whereas arm extension facilitates an avoidance-oriented motivation to prevent losses (Förster et al. 2001; Förster, Higgins, and Idson 1998). Regarding attention, relative to arm extension, arm flexion broadens the scope of both perceptual and conceptual attention (Förster et al. 2006). Flexion broadens perceptual attention by decreasing the cognitive costs of switching attention between different elements of a stimulus, thereby promoting attentional flexibility (Calcott and Berkman 2014). Flexion also broadens conceptual attention by inducing more flexible categorization, in that atypical exemplars are more likely to be included in a category (Friedman and Förster 2000).

Given that arm muscle activation affects attitudes and cognition, it could influence shoppers' product evaluations and choices too. Van den Bergh, Schmitt, and Warlop (2011) had participants choose between "vice" products (e.g., a chocolate bar) and "virtue" products (e.g., an apple), critically, with their arms either flexed or extended. They found that arm flexion increased the choice of vices over virtues, suggesting that flexion increases the desire for instant gratification. Streicher and Estes (2016b) had participants move a shopping cart with their arms either flexed or extended before making hypothetical product purchases. They showed that, relative to arm extension, arm flexion generally increased the number of products chosen (for both vices and virtues). Thus, prior evidence suggests that muscle activation can shift shoppers' preferences and influence their hypothetical purchases. Next we consider how shopping carts can influence muscle activation.

The Anatomy and Physiology of Shopping Carts

In 1936, retail grocer Sylvan Goldman revolutionized shopping. Inspired by the design of a folding chair, Goldman invented a rolling basket carrier for customers to use in his shops. The carrier consisted of a folding frame that held two removable baskets, one above the other. Ten years later, inventor Orla Watson introduced two key innovations that render his design recognizable as the standard shopping cart available in shops worldwide today. Rather than placing removable baskets into a frame, the baskets were attached permanently to the frame, creating a cart. And rather than folding, each cart “nested” neatly inside the back of another, saving retailers time and space on the shop floor (Cochoy 2009; Grandclement 2006).

Still now just as it was then, the standard shopping cart (see Figure 1A) is pushed via a horizontally-oriented handlebar. Research in ergonomics has revealed that the design of handles, and especially their orientation, has important effects on muscle activation, push force, and cart use (e.g., Argubi-Wollesen et al. 2017). Pushing is generally an extensor action, and indeed, pushing horizontal handles activates the extensor muscles and deactivates the flexor muscles (Kao et al. 2015), especially with the overhand grip (Di Domizio and Keir 2010) that shoppers use on the horizontal handlebar of a standard shopping cart.

Thus, pushing the standard shopping cart naturally activates the extensor muscles (Di Domizio and Keir 2010), and activating the extensor muscles induces fewer purchases than activating the flexor muscles (Streicher and Estes 2016b). The standard shopping cart, then, appears to be suboptimal for stimulating purchasing. Might there be an alternative handle design that more effectively stimulates purchasing?

Despite the ubiquity of horizontal-handle shopping carts in the global marketplace, alternative handle designs do exist and in some cases are already in use. One such design that has recently emerged in some limited settings is a cart with vertically-oriented handles (see Figure 1B). In fact, such vertical handles require less sustained force to push a cart forward than horizontal handles (Jansen et al. 2002), suggesting that they are easier to push. More generally, however, pushing vertical and horizontal handles both strongly activate extensor

muscles (Di Domizio and Keir 2010; Kao et al. 2015). Physiologically speaking, then, there is no reason to believe that vertical handles will stimulate purchasing.

To understand why, consider the fundamental similarity of horizontal and vertical handles: In terms of planes of motion, the horizontal handlebar and vertical handles are both in the shopper's frontal plane, perpendicular to the sagittal plane in which the shopper and cart move forward. In other words, the angle between the handle and the direction of the push force is 90° in both cases. Consequently, the shopper pushes directly against both handle orientations to move the cart forward. This is efficient for pushing, but not for purchasing, because both of these perpendicularly-oriented handles naturally activate the extensor muscles (Di Domizio and Keir 2010; Kao et al. 2015).

We sought instead to develop a shopping cart with handles that would naturally activate the flexor muscles. We reasoned that two key physical properties of the handle could facilitate and accentuate flexor activation. First and foremost, because perpendicular handles (e.g., horizontal, vertical) naturally activate the extensor muscles (Di Domizio and Keir 2010; Kao et al. 2015), we eschewed perpendicular handles in favor of *parallel handles*, which are oriented parallel to the direction of the push force. That is, the handles point forward in the sagittal plane rather than across the body (horizontally or vertically) in the frontal plane. Because parallel handles point in the direction of motion, rather than at a 90° angle to it, maximal push force is weaker (Seo, Armstrong, and Young 2010). We reasoned that this may be due to decreased activation of the extensors, which are typically activated while pushing.

Second, we also altered the placement of the handles. Rather than placing them near elbow-height for the average shopper, we placed the handles slightly lower (about 10 cm) than the standard horizontal handlebar. The anatomical consequence of this lower handle placement is that shoppers must extend their elbows straighter in order to grasp the handles. And when the elbow is relatively more extended, bicep-flexion is easier than tricep-extension (Doheny et al. 2008). Moreover, tricep-extension would be an extremely inefficient way to

move the cart forward, because the push force would be directed into the ground near the back wheels of the cart. In contrast, when the handles are relatively low, bicep-flexion naturally nudges the cart forward. The result of implementing these physical modifications is illustrated in Figure 1C. Anatomically and physiologically, these parallel handles resemble those on a rollator (i.e., “walker”) or wheelbarrow.

Consultations with Corporate Stakeholders

In attempt to increase the impact of our research (see MacInnis et al. 2020), after designing and prototyping this alternative shopping cart with parallel handles, we consulted with (1) the Head of Corporate Innovation and the Head Product Manager at one of the world’s largest shopping cart manufacturers, and (2) the CEO of a large European supermarket retailer. These consultations yielded four primary insights. First, although the cart manufacturers perceived a lack of demand among retailers for innovative cart designs, the retailer instead viewed a unique cart design – and especially handle design – as a potential point of differentiation and source of brand equity. Second, the cart manufacturers indicated that handle design is currently based purely on ergonomics and aesthetics. Third, the cart manufacturers confirmed that they had never considered producing parallel handles, nor had they ever seen shopping carts with parallel handles on the market. Finally, the cart manufacturers and the supermarket retailer all expressed surprise that handle design could stimulate sales. So in summary, among these industry collaborators at least, there appears to be an unfulfilled demand for innovative cart designs, and the parallel handles were novel and their predicted effect on sales was non-obvious. For further details and insights from those consultations, see Appendix A.

Hypotheses

In this research, we consider the horizontal handles of standard shopping carts to be the benchmark against which the parallel-handle cart will be evaluated, due to the horizontal handles’ predominance in the marketplace. Prior research indicates that pushing perpendicular

handles (e.g., horizontal, vertical) activates the extensor muscles more than the flexors (Di Domizio and Keir 2010; Kao et al. 2015). Although that extensor activation was observed in the forearms, we expected perpendicular handles to also activate the triceps of the upper arm. As explained above, however, we predicted that parallel handles would instead activate the flexor muscles more than the extensors.

H₁: Perpendicular handles (e.g., horizontal, vertical) more strongly activate the extensor muscles, whereas parallel handles more strongly activate the flexor muscles.

If parallel handles do activate the flexors (**H₁**), and flexor activation increases purchasing (Streicher and Estes 2016b), then parallel handles should increase purchasing.

H₂: Relative to perpendicular handles (e.g., horizontal, vertical), parallel handles increase purchasing.

Table 1 highlights the novel contributions of this research. Streicher and Estes (2016b) had participants push a standard shopping cart (i.e., horizontal handlebar) with either the typical overhand grip, which activates the extensors, or an underhand grip, which activates the flexors (Di Domizio and Keir 2010; Kao et al. 2015). They did not manipulate handle orientation as we do here, but they did find that activating the flexors via an underhand grip increased hypothetical purchasing. Critically, however, shoppers rarely if ever push a cart with an underhand grip. Horizontal handles naturally induce pushing with an overhand grip, so Streicher and Estes' (2016b) manipulation of muscle activation is simply not feasible in the marketplace. A second limitation is that Streicher and Estes (2016b) used a hypothetical purchasing scenario, so it remains unclear whether their result would also occur when real money is at stake. In the present studies, we improve ecological validity by developing a shopping cart with novel handles that activate the flexor muscles in a manner that is more practical for actual shopping, and we improve external validity by reporting a field experiment in which real shoppers made actual purchases with their own money.

As in Streicher and Estes (2016b), we measure purchasing in terms of both *quantity* (i.e., the total number of products purchased) and *spending* (i.e., the total cost of all purchased products). Additionally, however, we also measure purchase *variety* (i.e., the total number of unique products purchased), which will reveal how exactly handle orientation affects purchasing. Parallel handles could increase the number of duplicate purchases (e.g., two bottles of Evian), which increase quantity but not variety. That is, parallel handles might simply induce shoppers to stock up on more of the same products. Alternatively or additionally, parallel handles might induce shoppers to purchase more different products. For instance, buying one bottle of Evian and one bottle of Coke would increase not only purchase quantity, but also variety. Thus, although quantity and variety are likely correlated, they are distinct measures that may diverge systematically. No prior research has linked handle orientation to variety seeking (see Table 1), but as described above, arm flexion broadens attention both perceptually (Calcott and Berkman 2014) and conceptually (Förster et al. 2006). In terms of shopping then, shoppers with activated flexors may view and/or consider more different products. Thus, we predicted that parallel handles would increase not only purchase quantity and spending, but also variety.

Overview of Studies

We sought in our research to strike a balance between rigor and relevance (Lehmann, McAlister, and Staelin 2011). To test our hypothesis in an ecologically valid manner, we designed and prototyped a novel shopping cart with parallel handgrips (Figure 1C). We then used this shopping cart in one consequential field experiment and two controlled laboratory experiments. In Study 1, real shoppers spent their own money shopping with either horizontal or parallel handles, and those shoppers purchased and spent more with parallel handles than with the standard horizontal handlebar. Having obtained the predicted effect, we next tested our physiological explanation of it. In Study 2, we used electromyography (EMG) to record participants' biceps (flexor) and triceps (extensor) activation while pushing shopping carts

with horizontal, vertical, or parallel handles. As predicted, the horizontal and vertical handles activated the triceps, whereas the parallel handles more strongly activated the biceps.

Notably, our parallel-handle shopping cart differs from standard shopping carts in only a single respect: the handles. Nonetheless, this salient difference renders our shopping cart novel, and consequently, the increased purchasing with this parallel-handle shopping cart in Study 1 could simply be due to novelty. That is, the mere novelty of the parallel handles may somehow spur purchasing, such as via increased involvement (Swinyard 1993), rather than arising from muscle activation per se. Study 3 addressed this concern with a simulated shopping task. Participants pushed a shopping cart with horizontal, vertical, or parallel handles, while making hypothetical purchases. Critically, the vertical and parallel handles are both novel to shoppers. Therefore, if the effect were due to novelty, then vertical handles should also increase purchasing beyond the horizontal handles. But on the contrary, we found that only the parallel handles increased purchasing, presumably because only they activated the flexor muscles.

Study 1: Field Experiment

Study 1 tested whether a shopping cart with parallel handles increases purchasing in a grocery store. We conducted a field experiment using two types of shopping carts in a typical European supermarket over the course of three weekdays. When a shopper entered the area to retrieve a shopping cart, they were given either a standard cart with a horizontal handlebar (Figure 1A) or an experimental cart with parallel handles (Figure 1C). Unbeknownst to the shoppers, when they checked out and paid for their purchases, the cashier surreptitiously recorded whether they had shopped with a horizontal- or a parallel-handle cart. In addition to sales data (i.e., spending) from the full sample of 2359 shoppers over the three days, we also created a matched sample of 388 of those shoppers¹ in order to examine purchases in specific categories, and we additionally conducted exit interviews with 228 shoppers in order to assess psychographic and cart-related control measures (e.g., participant mood, cart ergonomics).

Method

Setting. The experiment was conducted in a 1000 m² supermarket in a European city with a population of approximately 130,000. The study was conducted from approximately 9am to 5pm on three consecutive weekdays.

Participants: Full sample. During the designated study period, a total of 2359 shoppers completed purchases. For these participants (henceforth *full sample*) the supermarket provided scanner data collected at checkout. We report results from this full sample in the Web Appendix. Below we report results from two subsamples of shoppers.

Participants: Matched sample. To examine the categories of products that shoppers purchased, we selected a *matched sample* of 388 parallel- and horizontal-handle shoppers, and we retrieved and coded their scanner data. This sample included all 194 shoppers who shopped with parallel handles and 194 time-matched shoppers who shopped with a horizontal handlebar. For each parallel-handle shopper, we sampled a horizontal-handle shopper who checked out immediately before or afterward.

Participants: Exit sample. To test whether any observed difference in purchasing between horizontal- and parallel-handle shoppers might have been due to psychographic or cart-related factors, we also intercepted 228 customers ($M = 55$ years; 62% female) after they returned their shopping cart, and we administered a brief questionnaire with a few basic control measures (henceforth *exit sample*). Because the retailer was particularly interested in the parallel-handle carts, we agreed to oversample this group ($n = 145$) relative to the horizontal-handle group ($n = 83$).

Shopping carts. The horizontal-handle carts were the usual size and form of those typically seen in supermarkets, with a horizontal handlebar (Figure 1A). The parallel-handle carts were identical except the horizontal handlebar was removed and replaced by two parallel handles (Figure 1C). The parallel-handle cart was developed and patented by the second author. Ten parallel-handle carts were intermixed with the horizontal-handle carts at the

entrance to the shop. Note that many more horizontal-handle carts were available than the ten parallel-handle carts, resulting in unequal sample sizes in the full sample, as explained below.

Main procedure. The supermarket entrance was designed such that shopping carts were located immediately at the entrance, in a separate area that required shoppers to deviate slightly from the direct path into the shop. The baskets, in contrast, were located past the cart area and in the direct path into the shop. Consequently, immediately upon entering the shop, shoppers committed themselves to either using a cart ($n = 1379$) or not ($n = 980$). On average there were 57 cart shoppers per hour. To handle this shopper volume, two experimenters (i.e., research assistants) were stationed in the shopping cart area, and when a shopper entered the area, an experimenter distributed either a horizontal- or a parallel-handle cart to the shopper. All cart shoppers accepted the cart that was offered to them (whether horizontal or parallel), and then they proceeded to shop without further monitoring by the experimenters. Unbeknownst to the shoppers, however, their cart-type was later recorded electronically by the cashier at check-out.²

Due to practical constraints, assignment of shoppers to conditions was pseudo-random and unequal. The experimenters attempted to assign shoppers to the two cart conditions on an approximately alternating basis, and this was achieved during periods when relatively fewer shoppers arrived. However, when a moderate or large number of shoppers arrived in a short period of time, all ten parallel-handle carts were sometimes in use simultaneously. At those times, all newly arriving shoppers in the cart area were given horizontal-handle carts. Consequently, throughout the course of the study, there were many more horizontal-handle shoppers ($n = 1185$) than parallel-handle shoppers ($n = 194$).

Exit sample procedure. Following the main procedure described above, a subsample of 228 cart shoppers completed a series of control measures. If any difference was observed in purchasing, we wanted to test whether it could be due to cart-related factors other than muscle activation. We therefore measured participants' perception of the cart ergonomics ("How

comfortable was the cart to push?"; 1 = not comfortable at all, 7 = very comfortable), the cart's attractiveness ("How attractive do you find the shopping cart you were using?"; 1 = not attractive at all, 7 = very attractive), and its hedonic quality ("Shopping with this cart is fun!"; 1 = do not agree, 7 = totally agree). We also measured participants' mood ("How do you feel at the moment?"; 1 = very bad, 7 = very good). This control was important because positive mood is associated with increased purchasing (Babin and Darden 1996). Finally, participants indicated their age and gender, and reported how much they had spent shopping.

Data and analyses. All data from all studies reported herein are available at the Open Science Framework.³ Neither age nor gender differed significantly across conditions in any study reported herein. In all studies, we identify extreme outliers on the basis of interquartile ranges (Tukey 1977): Extreme outliers are data points below $Q_1 - 3(Q_3 - Q_1)$ or above $Q_3 + 3(Q_3 - Q_1)$. To minimize alteration of the data, we replace those outliers with the most extreme non-outlier among the observed data (i.e., winsorizing; Hastings et al. 1947). Outliers were rare, and their inclusion or exclusion had no effect on the significance of our main results. As expected, the purchasing measures were substantially skewed. We therefore added a constant of 1 to all values, then log-transformed them to reduce skew. However, we report the original, untransformed values in all tables and figures. We dummy-coded handle orientation (0 = horizontal, 1 = parallel) and analyzed the data via OLS regression.

Results

Here we report results from the matched sample and the exit sample. For results from the full sample of 2359 shoppers, including basket shoppers, see the Web Appendix. Results from all three sets of analyses were highly convergent.

General effects. From shoppers' digital receipts we created three measures of purchasing: *quantity* (i.e., the total number of products purchased), *variety* (i.e., the number of unique products purchased), and *spending* (i.e., the total cost of all purchased products).⁴ For instance, a shopper who purchases two bottles of Evian and one KitKat has a purchase

quantity of three but a variety of two, because the second Evian is not unique. Results from the time-matched sample are summarized in Table 2 and illustrated in Figure 2. As predicted, the parallel handles elicited significantly more purchases ($\beta = .24, t = 4.82, p < .001$), with greater variety ($\beta = .24, t = 4.95, p < .001$) and higher spending ($\beta = .25, t = 5.05, p < .001$).

Category-specific effects. We also coded the matched-sample shoppers' receipts for purchase quantities within some specific product categories of theoretical interest. Of interest from prior research is the distinction between “vice” products (e.g., a chocolate bar) and “virtue” products (e.g., an apple). Whereas Van den Bergh et al. (2011) found that arm flexion selectively increased choice of vice products, Streicher and Estes (2016b) found that arm flexion increased hypothetical purchasing of both vice and virtue products. To test whether parallel handles increased vice and/or virtue purchases here, we combined sweets (e.g., chocolates, cookies), high-calorie snacks (e.g., peanuts, chips), and alcoholic beverages into a class of *vices*, and we combined organic foods, personal hygiene products (e.g., toothpaste), and household cleaning products (e.g., dishwashing soap) into a class of *virtues*.

Because purchase quantities within these categories were heavily skewed and overdispersed (i.e., variance > mean), rather than log-transforming them, we used negative binomial regression with a log link function and an estimated dispersion parameter.⁵ Relative to the horizontal handlebar, the parallel handles increased purchases of both vices ($B_{\text{exp}} = 1.38, \chi^2 = 5.53, p < .05$) and virtues ($B_{\text{exp}} = 1.64, \chi^2 = 10.04, p < .01$), as shown in Figure 2D. Also of theoretical interest is a category of products that are, in a way, antithetical to variety seeking: We examined the category of *stockpile* products (e.g., basic ingredients such as flour; pasta and rice; canned and jarred foods; toilet paper and paper towels), which typically are not considered variety-seeking items. In fact, parallel handles did not increase purchase quantities of such stockpile products, $B_{\text{exp}} = 1.13, \chi^2 = .69, p = .41$. This finding (Figure 2D) supports the assumption that parallel handles may specifically induce variety seeking among shoppers.

Exit sample. Sample characteristics, control measures, and spending of the exit sample are summarized in Table 3. Handle orientation did not affect perceptions of cart attractiveness ($p = .13$) or hedonic shopping experience ($p = .95$). However, horizontal-handle shoppers reported slightly better mood than parallel-handle shoppers, $\beta = -.13$, $t = 1.97$, $p = .050$, and they also evaluated the cart ergonomics more favorably, $\beta = -.26$, $t = 4.02$, $p < .001$. Neither mood nor ergonomics predicted spending though (both $p > .69$), and parallel handles elicited significantly higher spending than horizontal handles regardless of whether mood and ergonomics were included as control factors ($\beta = .14$, $t = 2.03$, $p < .05$) or not ($\beta = .14$, $t = 2.08$, $p < .05$).

Discussion

In comparison to the standard shopping cart with a horizontal handlebar, the parallel handles induced more purchasing, with greater variety and higher cost. Parallel handles increased purchasing of both vice and virtue products, but not stockpile products, which are antithetical to variety seeking. These effects were not attributable to shoppers' mood, nor to the cart's ergonomics, as (a) the parallel handles were perceived to be *less* ergonomically comfortable than the horizontal handlebar, and (b) the effect of handle orientation remained significant after statistically controlling for both mood and ergonomics.

Study 2: Muscle Activation (EMG)

We argue that the increased purchasing and spending with parallel handles observed in Study 1 was due to activation of the flexor muscles. Whereas horizontal handles naturally activate the extensor muscles, parallel handles naturally activate the flexors, which in turn is known to improve attitudes toward objects (Laham et al. 2015). Study 2 tested this physiological explanation. Using EMG, we recorded participants' bicep (flexor) and tricep (extensor) activation while they pushed shopping carts with handles of various orientations. In addition to the horizontal handlebar and parallel handles used in Study 1, we also included vertical handles (see Figure 1B). Including a cart with vertical handles was practically

important because a limited number of retail outlets have recently introduced such shopping carts. Because pushing handles that are perpendicular to the direction of motion activates the extensor muscles of the forearm (Di Domizio and Keir 2010; Kao et al. 2015), we predicted that the horizontal and vertical handles would both also activate the extensor muscles of the upper arm (i.e., triceps). In contrast, because grasping our parallel handles requires extending the elbows straighter, and because relatively extended elbows produce greater force from flexor muscles than from extensors (Doheny et al. 2008), we predicted that the parallel handles would more strongly activate the flexors (i.e., biceps).

Methods

Participants. Twenty-three members of the university community (mean age: 30 years; 44% female), recruited on the campus of a European university, participated voluntarily. This sample is larger than most EMG studies of this type, which often use smaller samples because EMG measurements are highly sensitive and reliable. For instance, of the EMG studies cited in this paper, the average N was 11. As is standard in EMG studies, the experiment design was fully within-participants.

EMG equipment. We used a Noraxon Ultium wireless EMG system (Velamed GmbH, Cologne, Germany) with a maximum sampling rate of 4000 Hz. This system consists of myoelectrode sensors that record and wirelessly transmit muscle activation measurements to a receiver, which processes the signals via specialized software (MyoResearch 3).

Shopping carts. See Figure 1.

Procedure. Participants first were prepped for EMG recording. The experimenter marked the location of the *biceps brachii* and *triceps brachii* on the participant's dominant arm, and the designated skin areas were shaved, slightly abraded, and disinfected. Two self-adhesive electrodes with transmitters were then attached to the skin surface, one in each designated area (i.e., biceps and triceps).

The experimental procedure consisted of one methodological validation task and two shopping-related tasks, described next.

Classic paradigm (methodological validation). We first validated our measurement of bicep and tricep activation, using the classic paradigm developed by Cacioppo, Priester, and Berntson (1993). On flexion trials, participants were seated at a table and instructed to bend their elbow at approximately 90°, place their palm facing upward against the underside of the table, and press upward gently for 5 seconds. After a brief self-timed break, they repeated this flexion task a second time. On extension trials, participants instead placed their arm straight outward (elbow = 180°) with the palm facing downward against the topside of the table, and pressed downward gently for 5 seconds. After a self-timed break, they repeated this extension task. These classic flexion and extension trials allowed us to test whether the electrodes were recording properly, before proceeding to the main tasks.

Controlled pushing. In our Study 3 (reported subsequently), we examined simulated shopping in a highly controlled laboratory setting. Specifically, participants gently pushed a shopping cart front-first against a wall, while hypothetically purchasing products shown on a computer display. To test whether different shopping cart handles differentially activate the flexor and extensor muscles in that controlled task, we included it in the present experiment (without any hypothetical purchasing). Participants gently pushed all three shopping carts – with a horizontal handlebar, vertical handles, or parallel handles – against a wall for 5 seconds. This procedure is illustrated in Figure 3A-3C. After a brief self-timed break, participants repeated this controlled pushing task with each of the three shopping carts (i.e., 3 carts × 2 pushes = 6 trials).

Free pushing. To examine flexor and extensor activation under more realistic shopping conditions, we also had participants maneuver each of the three shopping carts through a “figure 8” course that was approximately 20 meters long. We marked a starting/ending point on the floor, and we marked points 5 and 10 meters away in a straight line. Participants

pushed each shopping cart from the starting point in a figure-8 path by passing on alternating sides of the two markers, making a 180° turn around the second marker, and then passing on alternating sides again while returning to the end point. The shopping cart was loaded with 18 kg of bottled water, and walking speed was controlled via a digital metronome placed in the cart. Participants completed this figure-8 course twice with each of the three shopping carts (i.e., 3 carts × 2 runs = 6 trials).

Data and analyses. Each trial of the controlled pushing task lasted 5 seconds, and participants completed two trials with each shopping cart. For data analysis we averaged the muscle activation (measured in microvolts, *mV*) across the ten seconds of controlled pushing (5 seconds × 2 trials) with each shopping cart, separately for the biceps and triceps. Each trial of the free pushing task lasted approximately 25 seconds, and we again averaged the activation across the two trials with each cart. As is standard in EMG studies, we rectified the data and applied high- and low-pass filters prior to analysis. Across the course of a trial, the EMG signal oscillates in both positive and negative directions. Rectification is taking the absolute value of the signal, so that 0 indicates no activation of the given muscle and positive values indicate the extent of activation. The high- and low-pass filters then smooth the signal by removing extreme peaks and valleys.

Results

Results are summarized in Table 4 and illustrated in Figure 3D.

Classic paradigm. A 2 (trial-type: flexion, extension) × 2 (muscle: biceps, triceps) repeated measures ANOVA on muscle activation in Cacioppo, Priester, and Berntson's (1993) classic paradigm (see Table 4) indicated significant main effects of both trial-type, $F(1, 22) = 15.65, p < .001, \eta^2 = .42$, and muscle, $F(1, 22) = 18.66, p < .001, \eta^2 = .46$. More importantly, the expected interaction was also significant, $F(1, 22) = 53.86, p < .001, \eta^2 = .71$. Whereas the flexion trials more strongly activated the biceps, $t(22) = 6.35, p < .001, \eta^2 = .65$,

the extension trials more strongly activated the triceps, $t(22) = 8.30, p < .001, \eta^2 = .76$. These results validate our methods and measures.

Controlled pushing. A 2 (muscle: biceps, triceps) \times 3 (handle orientation: horizontal, vertical, parallel) repeated measures ANOVA on muscle activation in the controlled pushing task indicated no main effect of muscle ($p = .77$), but a main effect of handle orientation, $F(2, 44) = 4.66, p < .05, \eta^2 = .18$. More importantly, the predicted interaction was significant, $F(2, 44) = 37.90, p < .001, \eta^2 = .63$. Whereas the horizontal handlebar ($t(22) = 4.24, p < .001, \eta^2 = .45$) and the vertical handles ($t(22) = 5.02, p < .001, \eta^2 = .53$) more strongly activated the triceps, the parallel handles more strongly activated the biceps ($t(22) = 6.25, p < .001, \eta^2 = .64$). See Figure 3D.

Free pushing. A 2 (muscle) \times 3 (handle orientation) ANOVA in the free pushing task revealed no effect of muscle ($p = .48$), but a main effect of handle orientation, $F(2, 44) = 10.49, p < .001, \eta^2 = .32$. More importantly, the predicted interaction was significant, $F(2, 44) = 32.93, p < .001, \eta^2 = .60$. Whereas the horizontal handlebar ($t(22) = 5.54, p < .001, \eta^2 = .58$) and the vertical handles ($t(22) = 4.57, p < .001, \eta^2 = .49$) more strongly activated the triceps, the parallel handles more strongly activated the biceps ($t(22) = 5.70, p < .001, \eta^2 = .60$).

Discussion

Traditional shopping carts with a horizontal handlebar and novel shopping carts with vertical handles both activate the triceps, whereas novel shopping carts with parallel handles instead activate the biceps. This finding supports our theoretical explanation that parallel handles increase purchasing (Study 1) by selectively activating the flexor muscles (Study 2), which in turn induces approach motivation (Förster, Higgins, and Idson 1998) and improves attitudes (Laham et al. 2015). Notably, the controlled and free pushing tasks yielded highly similar patterns of muscle activation. Because controlled pushing activates the same muscles and to approximately the same extent as free pushing, while also being easier to implement and control, in Study 3 we combined controlled pushing with hypothetical shopping.

Study 3: Simulated Shopping

We have argued that the greater purchasing with parallel handles (Study 1) is due to activation of the flexor muscles (Study 2). However, the horizontal and parallel handles used in Study 1 differed not only in handle orientation, but also in novelty. Because participants in Study 1 had no prior experience shopping with parallel handles, the novelty of that shopping cart may have induced shoppers to purchase and spend more than they otherwise would have. Study 3 disentangles these two factors by additionally including a shopping cart with vertical handles, as in Study 2. Critically, the vertical and parallel handles are both novel, but the vertical handles activate the extensor muscles whereas the parallel handles activate the flexors (see Figure 3D). So if the greater purchasing with parallel handles were due to novelty, then vertical and parallel handles should elicit comparable levels of purchasing. Alternatively, if the increased purchasing is due to muscle activation, then parallel handles should elicit more purchasing than both horizontal and vertical handles.

To test this novelty explanation of the effect, Study 3 used the controlled pushing task introduced in Study 2, while participants also completed a hypothetical purchasing task (see Figure 4). Participants pushed a shopping cart with either horizontal, vertical, or parallel handles (manipulated between-participants) while viewing a series of products from a variety of categories (e.g., beverages, office supplies). Each product appeared with a price, and participants simply indicated how many of each product they would like to purchase at the given price. Because only the parallel handles activate the flexor muscles (Study 2), we predicted that parallel handles would increase hypothetical purchasing and spending relative to both horizontal and vertical handles. We also measured the ergonomics of the various handle orientations, and participants' mood.

Methods

Participants. One hundred forty-one participants (mean age: 24 years; 55% female), recruited on the campus of a European university, were randomly assigned to one of three between-participant conditions (i.e., horizontal, vertical, or parallel handles).

Shopping carts. See Figure 1.

Products. Stimuli were images of 44 common supermarket products (see the Web Appendix) spanning six categories: frozen foods (6 products), beverages (8), sweets and high-calorie snacks (8), dairy (8), cleaning and hygiene (10), and office supplies (4). We created twelve product displays, each containing 2-4 products ($M = 3.6$ products per display), with all products in each display being in the same product category. Each product was presented with a picture, a verbal label (e.g., Snickers), and a price (e.g., €0.49). In order to stimulate hypothetical purchases, all products were presented with slightly discounted prices relative to local supermarket prices. Figure 4B shows an example display, and the full set of displays is available at the Open Science Framework (see footnote 3).

Procedure. The procedure was designed to simulate relevant aspects of brick-and-mortar shopping, namely, participants were asked to push a shopping cart while choosing products from an assortment. One of the three carts was placed directly against a wall (i.e., front-first), and a 21-inch computer monitor was placed on a table immediately adjacent to the cart, displaying products. Participants assigned to the horizontal, vertical, and parallel carts respectively gripped either the horizontal handlebar, the vertical handles, or the parallel handles. Participants gently pushed the cart against the wall, and viewed the twelve product displays on the monitor, one display at a time (see Figure 4A). For each product display, participants indicated aloud to the experimenter how many of each product they would like to purchase at the given price.

After the simulated shopping task, participants completed a free pushing task. They pushed the cart (loaded with 15 kg of bottled water) 5 meters to a designated turning point and back (i.e., 10 meters total, including a 180° turn). Participants then evaluated the cart

ergonomics in terms of both grip force (3 items: “How comfortable was the cart to grasp?”, “How easy was it to grasp the cart?”, “How good or bad is the cart’s overall feel?”) and push force (3 items: “How comfortable was the cart to push?”, “How easy was it to maneuver the cart?”, “How good or bad is the cart’s overall handling?”). The six ergonomics items were evaluated on a 7-point scale ranging from -3 to +3, where negative scores and positive scores respectively indicate worse and better ergonomics. Finally, participants reported their mood on Allen and Janiszewski’s (1989) 4-item scale (“At this moment, I am feeling:” -3 = bad, unpleasant, negative, sad, +3 = good, pleasant, positive, happy).

Data and analyses. The four mood items (Cronbach $\alpha = .90$) were averaged, and principal components analysis indicated that all six ergonomics items loaded onto a single factor, so we also averaged them ($\alpha = .86$). Data were again analyzed via linear regression, as in Study 1, with vertical and parallel handle orientations dummy coded.

Results

Control measures. Sample characteristics and control measures are shown in Table 5. Mood did not differ across groups ($p = .94$), but the three shopping carts differed in ergonomics, $F(2, 138) = 3.20, p < .05$. The vertical handles were significantly more ergonomic than the horizontal handlebar ($\beta = .27, t = 2.65, p < .01$) and marginally more ergonomic than the parallel handles ($\beta = .19, t = 1.84, p = .07$).

Hypothetical purchasing. Purchasing results are summarized in Table 5 and Figure 2. Handle orientation significantly affected hypothetical purchasing and spending. Replicating Study 1, the parallel handles elicited significantly more hypothetical purchases ($\beta = .25, t = 2.49, p < .05$), with greater variety ($\beta = .26, t = 2.55, p < .05$) and higher spending ($\beta = .31, t = 3.11, p < .01$) than the horizontal handlebar. Also as hypothesized, the parallel handles elicited significantly more purchases ($\beta = .37, t = 3.82, p < .001$), with greater variety ($\beta = .33, t = 3.32, p < .001$) and higher spending ($\beta = .40, t = 4.13, p < .001$) than the vertical handles. The horizontal and vertical handles did not differ significantly from one another in

purchase quantity, variety, or spending (all $p > .37$). Results were unaffected by including or excluding participants' mood and cart ergonomics as covariates. Figure 4C shows hypothetical purchase quantities within each of the six product categories. As in Study 1, the parallel handles increased purchases not only of vice products such as sweets and snacks, but also of virtue products such as cleaning and hygiene products (see Web Appendix for detail).

Replication study. Comparison of the vertical and parallel handles was particularly important for testing whether novelty can explain the effect. We therefore report a close replication of Study 3, with only the vertical- and parallel-handle conditions ($N = 100$), in Appendix B. In this replication study there was no difference in cart ergonomics ($p = .96$). However, the hypothetical purchasing results closely replicated those reported above: The parallel handles elicited significantly more hypothetical purchase quantities ($\beta = .30$, $t = 3.08$, $p < .01$), with greater variety ($\beta = .37$, $t = 3.91$, $p < .001$) and higher spending ($\beta = .25$, $t = 2.50$, $p < .05$). Thus, the difference in purchasing between parallel and vertical handles was reliable, and hence the higher purchasing and spending with parallel handles does not appear attributable to novelty.

Discussion

In a simulated shopping task, participants hypothetically purchased and spent more with parallel handles than with perpendicular handles (i.e., horizontal, vertical). This effect was not attributable to the novelty of the cart, as the vertical handles were also novel, yet they failed to increase purchasing beyond the standard horizontal handlebar. Nor was the effect attributable to the ergonomics of pushing the cart, or to participants' mood.

Ergonomics: Combined Analysis

The results on our measures of cart ergonomics varied across studies. The horizontal handlebar was judged more ergonomic than the parallel handles in Study 1 but not in Study 3, and the vertical handles were judged more ergonomic than the parallel handles in Study 3 but not in the Replication Study. To provide a more reliable interpretation of this measure, we

combined the ergonomics data from the three studies (note: the data of Study 3 were converted to the 1-7 scale used in the other studies). Although ergonomics judgments were significantly above the scale midpoint for each of the three handles (all $p < .001$), the handle orientations differed significantly in ergonomics, $F(2, 466) = 10.12, p < .001$. The parallel handles ($n = 243, M = 4.97, SD = 1.80$) were less ergonomic than both the horizontal handlebar ($n = 130, M = 5.65, SD = 1.28; \beta = .20, t = 3.86, p < .001$) and the vertical handles ($n = 96, M = 5.53, SD = 1.11; \beta = .16, t = 2.88, p < .01$). Thus, across studies, perpendicular handles (i.e., horizontal, vertical) were more ergonomic than parallel handles.

General Discussion

Standard shopping carts are pushed via a horizontal handlebar. Given that pushing a horizontal handlebar activates arm extensor muscles (Di Domizio and Keir 2010), and arm extensor activation induces less hypothetical purchasing than arm flexor activation (Streicher and Estes 2016b), we deduced that standard shopping carts may be suboptimal for stimulating purchases. We predicted that shopping carts with parallel handles would instead activate the flexor muscles and hence increase purchasing. We consulted with shopping cart manufacturers and retail managers, we developed and prototyped a novel shopping cart with parallel handles, and we tested our predictions in one field experiment and two lab experiments. In Study 1, supermarket shoppers purchased more products and spent more of their own money when shopping with a parallel-handle cart than with a standard horizontal handlebar. This effect was observed across a broad range of product categories, including both vices (e.g., unhealthy snacks) and virtues (e.g., cleaning supplies), but not stockpile products (e.g., pasta). Study 2 demonstrated that whereas perpendicular handles (i.e., horizontal, vertical) activate the extensor muscles (i.e., triceps), parallel handles instead activate the flexor muscles (i.e., biceps). Finally, in a simulated shopping scenario, Study 3 demonstrated that parallel handles induce more purchasing and spending than not only horizontal handles, but also vertical handles. In the course of our studies, we also tested and

excluded three alternative explanations. The effect was not due to participants' mood (Studies 1 and 3), nor the ergonomic properties (Studies 1 and 3) or novelty of the cart (Study 3).

Academic Contributions

This research provides several theoretical contributions. First and foremost, we demonstrate an effect of shopping cart design on purchasing and spending. Prior studies have examined how shopping carts affect shopping behavior (see Table 1), such as “smartcarts” that influence spending by informing shoppers of their total costs as they shop (Van Ittersum et al. 2013). However, the present study is the first to examine the physical properties of the shopping cart itself as a marketing tool for stimulating purchases. We show that the orientation of the handles on a shopping cart affects purchasing and spending.

Second, this research reveals the physiological process underlying the effect of handle orientation on purchasing. Prior research in ergonomics showed that pushing horizontal and vertical handles activates the extensor muscles of the forearms (Di Domizio and Keir 2010; Kao et al. 2015), and our research confirms that horizontal and vertical handles also activate the extensor of the upper arm (i.e., the triceps). But more importantly, the present research shows that pushing parallel handles instead activates the biceps. That is, we demonstrated for the first time that parallel handles uniquely activate the flexors. So given that flexor activation increases purchasing (Streicher and Estes 2016b), parallel handles increase purchasing.

A third academic contribution is that this research also reveals the generality of the effect across product categories. Some prior research found that arm flexion specifically increases the choice of vice products over virtue products, such as choosing an apple over a chocolate bar, suggesting that arm flexion may induce a desire for instant gratification (Van den Bergh, Schmitt, and Warlop 2011). However, other research found that, when not forced to choose between vice and virtue products, arm flexion increased hypothetical purchasing of both vices and virtues (Streicher and Estes 2016b). The present research similarly revealed a generalized effect on both vice and virtue purchases. The increase in virtue purchases casts

doubt onto whether the effect is due to instant gratification, because virtue products are about constraint, not gratification.

If the effect is not due to a desire for instant gratification, then what psychological process may underlie the effect? Prior research suggests that this effect is likely due to evaluative and motivational factors (for review see Laham et al. 2015; Streicher and Estes 2016b). Many psychological studies have shown that arm flexion induces approach-oriented motivation toward gains (Förster, Higgins, and Idson 1998), it broadens attention (Calcott and Berkman 2014) and categorization (Förster et al. 2006), and it improves attitudes toward objects (Cacioppo, Priester, and Berntson 1993). In the context of brick-and-mortar shopping, those findings suggest that pushing a shopping cart with parallel handles may stimulate shoppers to broaden their product exposure and consideration sets, improve their attitudes toward products, and/or motivate them to purchase. In this research we have provided a physiological explanation of how handle orientation affects muscle activation, which in turn affects purchasing. Nevertheless, this physiological explanation is consistent with psychological explanations in terms of motivation, attention, and attitudes.

Indeed, although our studies were not specifically designed to test psychological processes, our findings do suggest that parallel handles may increase variety seeking. As described above, arm flexion induces approach motivation and broadens both perceptual and conceptual attention. This led us to predict that flexion would increase purchase variety, as shoppers may expose themselves to more products and consider more options, while also experiencing motivation to approach and acquire them. To be clear, purchase quantity and variety are naturally correlated – more variety entails more purchases – but they are distinct measures that may diverge systematically. For instance, if parallel handles simply induced more purchases of the same products, that would manifest as an effect on quantity but not variety. The present studies instead demonstrate that parallel handles induce more purchases of different products (i.e., variety). In addition, a particularly interesting product category in

this regard is stockpile products (e.g., pasta, rice, toilet paper), which may be considered antithetical to variety. We found increased purchasing of nearly all product categories, but not of stockpile products. Thus, the effect occurred on purchase variety but not in non-variety products (i.e., stockpile), suggesting that parallel handles may induce variety seeking among shoppers. However, further research is needed to test this claim more directly.

Consumer Welfare

This research has implications for consumer welfare. Currently, carts with a horizontal handlebar are the only ones available in most retail outlets, and in our studies, shoppers purchased fewer products and spent less money when using those standard carts. For the majority of shoppers, who face a constant battle against over-spending and over-consumption, these standard shopping carts thus may act as a welcome and unexpected restraint on buying and spending. However, the use of alternative shopping carts in the marketplace is on the rise, such as carts with vertical handles (see also the “sanitary handles” in the Web Appendix). Our results suggest that, regardless of the handle design, shoppers with a budget should try to maintain an extension posture while shopping. Such consumers are also advised to utilize other well-known methods for constraining their purchases, such as shopping with a list (see Block and Morwitz 1999) and a mental budget (Stilley, Inman, and Wakefield 2010a, 2010b).

On the other hand, for those shoppers without budget constraints, adopting a flexion posture would appear to allow shopping and purchasing without artificial constraints from the shopping cart itself. Simply stated, arm extension may be better for “window shopping” in which consumers browse without purchasing (see Taylor 2017), whereas arm flexion may be better for “retail therapy” in which consumers make purchases in order to generate happiness (see Atalay and Meloy 2011; Rick, Pereira, and Burson 2014). Flexion may also benefit shoppers who seek to minimize their number of shopping trips, as the increased purchasing may pre-empt smaller fill-in trips (e.g., Stilley et al. 2010a; 2010b). More generally, our research suggests that consumers could benefit from recognizing and regulating the potential

impact that shopping devices can have on their consumption, and we hope that our research and other studies like it can educate consumers about their vulnerabilities in the marketplace.

Pushing shopping carts also has physiological effects. First, parallel handles, such as those on rollators (i.e., “walkers”) for the elderly and the mobility-impaired, reduce leg muscle exertion and can improve stability while walking (Suica et al. 2016). This indicates that parallel-handle carts would be particularly advantageous for such consumers. Second, pushing a cart creates load forces on the hand and forearm. Pushing horizontal handles tends to induce wrist extension, whereby the topside of the hand bends slightly backward toward the forearm. In contrast, parallel handles are more likely to induce ulnar deviation, whereby the hand tilts slightly downward and away from the body. With prolonged exposure, wrist extension and ulnar deviation are both associated with increased risk of carpal tunnel syndrome (You, Smith, and Rempel 2014). Thus, extensive gripping and pushing of shopping carts could harm shoppers’ physical health, but the potential impact of handle orientation is currently unclear. Of course, the occasional shopping trip is unlikely to present any such physical risk. However, high-impact shoppers are advised to follow recommended practices such as those developed by the National Institute for Occupational Safety and Health (www.cdc.gov/niosh).

Managerial Implications

The primary aim of this research was to introduce a novel intervention to address a substantive marketing question (see MacInnis et al. 2020). Retail managers often use in-store marketing actions to influence shoppers’ purchasing decisions (Gilbride, Inman, and Stilley 2015; Inman, Winer and Ferraro 2009). The shopping cart is a ubiquitous but overlooked in-store tool with directly tangible economic consequences. Our results suggest that the shopping carts currently available in nearly every large retail outlet are suboptimal for stimulating sales. Of course, shopping carts with a horizontal handlebar do facilitate purchasing relative to a handheld basket (see the Web Appendix), simply by virtue of providing more space and

requiring less effort to transport products throughout the shop. Relative to parallel-handle carts, however, those standard shopping carts appear to underperform in sales and hence profitability. Similarly, a few retail outlets have recently introduced shopping carts with vertical handles (Figure 1B). Such vertical handles may be more comfortable than a horizontal handlebar (Lin, McGorry, and Chang 2012), but our results indicate that those handles also stimulate relatively limited purchasing (Study 3), presumably because they also activate the extensor muscles (Study 2).

If one's goal is to maximize sales and/or profits, our results suggest the use of shopping carts with parallel handles that induce muscle flexion. In fact, parallel handles increased sales of a very broad range of product-types, from fresh produce to sweets, indicating that parallel-handle carts may stimulate sales not only in large retail outlets that stock a wide variety of product categories, but also in specialty shops that stock relatively few product categories.

A related finding is that there appears to be a trade-off in shopping cart functions. Our interviews with corporate stakeholders revealed that contemporary shopping carts are designed with shoppers' ergonomic comfort as a priority. However, our studies show that optimizing ergonomics may come at the cost of sales. We found that perpendicular handles were indeed more ergonomically comfortable than parallel handles, yet, the parallel handles induced more purchasing and spending than the perpendicular handles. Thus, it appears that retail managers face a trade-off when choosing the shopping carts to offer their customers: More comfortable carts may be less profitable. This finding suggests that cart manufacturers and retail managers may benefit from decreasing their focus on ergonomics and instead realizing the potential for cart designs to stimulate sales.

It must be noted, however, that other metrics (e.g., customer satisfaction) and the long-term consequences (e.g., repeat patronage) of shopping with parallel handles are currently unknown. Thus, we view our results as providing only one piece of a much larger managerial puzzle, and hence we caution against implementing our findings in-store without first

investigating possible effects on other important customer outcomes. We next consider some of those other possible outcomes, as well as additional factors that may be important.

Limitations and Future Research Agenda

This research has several important limitations that also reveal interesting directions for further research. Table 6 presents a prospective research agenda, with specific research questions organized into ergonomic, psychological, and managerial factors. We have already discussed some ergonomic factors above, such as (1) physical stability among elderly and mobility-impaired shoppers, and (2) arm health among frequent shoppers and with heavy loads. Another ergonomic factor is comfort. Although shoppers judged the parallel-handle cart to be less comfortable, we suspect that this may be due to the cart's unfamiliarity. Indeed, because shoppers have a lifetime of experience pushing carts with a horizontal handlebar, the cart with parallel handles requires shoppers to change their long-held routines. As Garcia, Bardhi, and Friedrich (2007) explain, such marketing innovations incur a psychological switching cost, and although consumers initially tend to resist such innovations, with sufficient exposure that resistance may be overcome. Thus, it remains to be tested whether shoppers will eventually become accustomed to this handle design.

An important limitation of our research is the paucity of psychological information about the process underlying the effect and about the shoppers in our studies (see Table 6). We believe that shoppers' motivational orientation may partially explain the effect of handle design on purchasing. Given our evidence that parallel and perpendicular handles respectively activate the flexor and extensor muscles, and given that flexor and extensor activation respectively induce approach and avoidance motivation (Förster, Higgins, and Idson 1998), parallel and perpendicular handles respectively may activate approach and avoidance motivation. A related hypothesis is that handle orientation may affect exploratory shopping behaviors (Streicher, Estes, and Büttner 2021). In other words, given that flexor activation broadens visual and conceptual attention (Calcott and Berkman 2014; Förster et al. 2006),

parallel handles may increase purchasing and spending by increasing consumers' exploration of and exposure to the store's assortment. Our finding that parallel handles induced more variety seeking than perpendicular handles supports this hypothesis of exploratory shopping. A third psychological hypothesis is that the effect of handle orientation on purchasing may be especially large among shoppers high in the need for touch (Peck and Childers 2003), or high in haptic sensitivity. Indeed, such haptically sensitive shoppers are especially susceptible to other haptic effects, such as tactile priming of product choice (Streicher and Estes 2016a).

This research also has important limitations, and directions for further research, in the managerial domain (Table 6). What types of purchases and what types of shoppers are most likely to exhibit the effect? For instance, intuitively it seems likely that handle orientation especially affects unplanned purchases (e.g., Grewal et al. 2020; Streicher, Estes, and Büttner 2021), since shopping carts are used only at the point of purchase. This hypothesis is also consistent with our theorizing about variety seeking and exploratory shopping, both of which should affect unplanned purchasing more than planned purchases. In contrast, consumers who shop with constraints such as a shopping list or a mental budget are presumably less susceptible to this effect (see Grewal et al. 2020), as shoppers often utilize those constraints specifically to reduce their unplanned purchasing. Similarly, shoppers' use of mobile devices, such as phones and handheld scanners (Grewal et al. 2020), may also relate to this effect. For instance, mobile phone use generally increases purchasing by distracting shoppers and extending their shopping trips (Grewal et al. 2018). Notably, mobile phones also constrain shoppers' arm posture and muscle activation, as holding a phone near one's face requires arm flexion. Thus, by activating consumption associations and goals (e.g., Van den Bergh et al. 2011), arm flexion may also contribute to the positive effect of mobile phone use on purchasing. Another managerial concern, as discussed previously, are the effects of handle orientation on other outcomes such as customer satisfaction and repeat patronage. The lower ergonomic comfort of the parallel handles could hinder those longer-term outcomes. Or

alternatively, if shoppers quickly adapt to parallel handles (Garcia, Bardhi, and Friedrich 2007), satisfaction and repeat patronage could be unharmed. To be sure, these research questions identified in Table 6 are merely a few of the ergonomic, psychological, and managerial issues in need of further research, and we believe that pursuing such a research agenda would be theoretically informative and practically important.

Finally, a theoretical limitation is that the present studies do not include a comparison condition in which no arm muscles are activated. Some prior studies have compared flexor and extensor activation to a neutral condition in which neither muscle system is activated, to determine whether flexion increases the given behavior and/or extension decreases it. Because our studies focused on shopping carts, however, they lack this theoretically neutral condition. That is, each handle orientation activated either the flexors (i.e., parallel handles) or the extensors (i.e., perpendicular handles). Consequently, our results reveal that parallel handles elicit *more* purchasing and spending than perpendicular handles, but they do not reveal whether parallel handles *increase* purchasing relative to a theoretically neutral condition with no arm muscle activation, nor whether perpendicular handles *decrease* purchasing relative to that theoretical comparison. However, prior studies indicate that flexion and extension may have asymmetric effects on behavior. For instance, Streicher and Estes (2016b) found that flexion elicited more hypothetical purchases than a neutral condition (i.e., without muscle activation), whereas extension did not differ from that neutral condition. Thus, it appears that flexor activation generally increases the given behavior, more so than extensor activation decreasing it (see also Calcott and Berkman 2014; Förster et al. 2006; Friedman and Förster 2000, 2002). In terms of the present studies, then, it appears more likely that parallel handles increased purchasing rather than horizontal handles decreasing it. We sincerely hope that by addressing these and other limitations of the present research, more effective retail practices can be established to benefit both consumers and retailers.

References

- Allen, Chris T. and Chris A. Janiszewski (1989), "Assessing the role of contingency awareness in attitudinal conditioning with implications for advertising research," *Journal of Marketing Research*, 26 (February), 30-43.
- Argubi-Wollesen, Andreas, Bettina Wollesen, Martin Leitner, and Klaus Mattes (2017), "Human body mechanics of pushing and pulling: analyzing the factors of task-related strain on the musculoskeletal system," *Safety and health at work*, 8 (1), 11-18.
- Atalay, A. Selin, and Margaret G. Meloy (2011), "Retail therapy: A strategic effort to improve mood," *Psychology & Marketing*, 28 (6), 638-659.
- Babin, Barry J., and William R. Darden (1996), "Good and bad shopping vibes: spending and patronage satisfaction," *Journal of business research*, 35 (3), 201-206.
- Baker, Julie, Albert Parasuraman, Dhruv Grewal, and Glenn B. Voss (2002), "The influence of multiple store environment cues on perceived merchandise value and patronage intentions," *Journal of marketing*, 66 (April), 120-141.
- Block, Lauren G., and Vicki G. Morwitz (1999), "Shopping lists as an external memory aid for grocery shopping: Influences on list writing and list fulfilment," *Journal of Consumer Psychology*, 8 (4), 343-375.
- Cacioppo, John T., Joseph R. Priester, and Gary G. Berntson (1993), "Rudimentary determinants of attitudes: II. Arm flexion and extension have differential effects on attitudes," *Journal of personality and social psychology*, 65 (1), 5-17.
- Calcott, Rebecca D., and Elliot T. Berkman (2014), "Attentional flexibility during approach and avoidance motivational states: The role of context in shifts of attentional breadth," *Journal of Experimental Psychology: General*, 143 (3), 1393-1408.
- Centerbar, David B., and Gerald L. Clore (2006), "Do approach-avoidance actions create attitudes?," *Psychological science*, 17 (1), 22-29.
- Cochoy, Franck (2009), "Driving a shopping cart from STS to business, and the other way round: On the introduction of shopping carts in American grocery stores (1936-1959)," *Organization*, 16 (1), 31-55.
- Cretenet, Joël, and Vincent Dru (2004), "The influence of unilateral and bilateral arm flexion versus extension on judgments: an exploratory case of motor congruence," *Emotion*, 4 (3), 282-294.
- Di Domizio, Jennifer, and Peter J. Keir (2010), "Forearm posture and grip effects during push and pull tasks," *Ergonomics*, 53 (3), 336-343.
- Doheny, Emer P., Madeleine M. Lowery, David P. FitzPatrick, and Mark J. O'Malley (2008), "Effect of elbow joint angle on force-EMG relationships in human elbow flexor and extensor muscles," *Journal of Electromyography and Kinesiology*, 18 (5), 760-770.
- Eder, Andreas B., and Klaus Rothermund (2008), "When do motor behaviors (mis) match affective stimuli? An evaluative coding view of approach and avoidance reactions," *Journal of Experimental Psychology: General*, 137 (2), 262-281.
- Förster, Jens, Ronald S. Friedman, Amina Özelsel, and Markus Denzler (2006), "Enactment of approach and avoidance behavior influences the scope of perceptual and conceptual attention," *Journal of Experimental Social Psychology*, 42 (2), 133-146.
- Förster, Jens, Heidi Grant, Lorraine Chen Idson, and E. Tory Higgins (2001), "Success/failure feedback, expectancies, and approach/avoidance motivation: How regulatory focus

- moderates classic relations," *Journal of Experimental Social Psychology*, 37 (3), 253-260.
- Förster, Jens, E. Tory Higgins, and Lorraine Chen Idson (1998), "Approach and avoidance strength during goal attainment: regulatory focus and the "goal looms larger" effect," *Journal of personality and social psychology*, 75 (5), 1115-1131.
- Förster, Jens, and Fritz Strack (1997), "Motor actions in retrieval of valenced information: A motor congruence effect," *Perceptual and motor skills*, 85 (3_suppl), 1419-1427.
- Friedman, Ronald S., and Jens Förster (2000), "The effects of approach and avoidance motor actions on the elements of creative insight," *Journal of Personality and Social Psychology*, 79 (4), 477-492.
- Friedman, Ronald S., and Jens Förster (2002), "The influence of approach and avoidance motor actions on creative cognition," *Journal of Experimental Social Psychology*, 38 (1), 41-55.
- Garcia, Rosanna, Fleura Bardhi, and Colette Friedrich (2007), "Overcoming consumer resistance to innovation," *MIT Sloan Management Review*, 48 (4), 82-88.
- Gilbride, Timothy J., J. Jeffrey Inman, and Karen Melville Stilley (2015), "The role of within-trip dynamics in unplanned versus planned purchase behaviour," *Journal of Marketing*, 79 (May), 57-73.
- Grandclément, Catherine (2006), "Wheeling food products around the store... and away: the invention of the shopping cart, 1936-1953," halshs-00122292v2.
- Grewal, Dhruv, Carl-Philip Ahlbom, Lauren Beitelspacher, Stephanie M. Noble, and Jens Nordfält (2018), "In-store mobile phone use and customer shopping behavior: Evidence from the field," *Journal of Marketing*, 82 (July), 102-126.
- Grewal, Dhruv, Stephanie M. Noble, Carl-Philip Ahlbom, and Jens Nordfält (2020), "The Sales Impact of Using Handheld Scanners: Evidence from the Field," *Journal of Marketing Research*, 57 (3), 527-547.
- Hastings, Cecil, Frederick Mosteller, John W. Tukey, and Charles P. Winsor (1947), "Low moments for small samples: a comparative study of order statistics," *The Annals of Mathematical Statistics*, 18 (3), 413-426.
- Hui, Sam K., J. Jeffrey Inman, Yanliu Huang, and Jacob Suher (2013), "The effect of in-store travel distance on unplanned spending: Applications to mobile promotion strategies," *Journal of Marketing*, 77 (March), 1-16.
- Inman, J. Jeffrey, Russell S. Winer, and Rosellina Ferraro (2009), "The interplay among category characteristics, customer characteristics, and customer activities on in-store decision making," *Journal of Marketing*, 73 (September), 19-29.
- Jansen, Jorrit P., Marco J. M. Hoozemans, Allard J. van der Beek, and Monique H. W. Frings-Dresen (2002), "Evaluation of ergonomic adjustments of catering carts to reduce external pushing forces," *Applied ergonomics*, 33 (2), 117-127.
- Kaltcheva, Velitchka D., and Barton A. Weitz (2006), "When should a retailer create an exciting store environment?," *Journal of marketing*, 70 (January), 107-118.
- Kao, Huei Chu, Chiuhsiang Joe Lin, Yung Hui Lee, and Su Huang Chen (2015), "The effects of direction of exertion, path, and load placement in nursing cart pushing and pulling tasks: an electromyographical study," *PloS one*, 10 (10), e0140792.

- Laham, Simon M., Yoshihisa Kashima, Jennifer Dix, and Melissa Wheeler (2015), "A meta-analysis of the facilitation of arm flexion and extension movements as a function of stimulus valence," *Cognition and Emotion*, 29 (6), 1069-1090.
- Larson, Jeffrey S., Eric T. Bradlow, and Peter S. Fader (2005), "An exploratory look at supermarket shopping paths," *International Journal of Research in Marketing*, 22 (4), 395-414.
- Lehmann, Donald R., Leigh McAlister, and Richard Staelin (2011), "Sophistication in research in marketing," *Journal of Marketing*, 75 (4), 155-165.
- Lewis, Dyani (2021), "COVID-19 rarely spreads through surfaces. So why are we still deep cleaning," *Nature*, 590 (7844), 26-28.
- Lin, Jia-Hua, Raymond W. McGorry, and Chien-Chi Chang (2012), "Effects of handle orientation and between-handle distance on bi-manual isometric push strength," *Applied ergonomics*, 43 (4), 664-670.
- MacInnis, Deborah J., Vicki G. Morwitz, Simona Botti, Donna L. Hoffman, Robert V. Kozinets, Donald R. Lehmann, John G. Lynch Jr, and Cornelia Pechmann (2020), "Creating Boundary-Breaking, Marketing-Relevant Consumer Research," *Journal of Marketing*, 84 (2), 1-23.
- Markman, Arthur B., and C. Miguel Brendl (2005), "Constraining theories of embodied cognition," *Psychological Science*, 16 (1), 6-10.
- Mogk, Jeremy, and Peter Keir (2003), "The effects of posture on forearm muscle loading during gripping," *Ergonomics*, 46 (9), 956-975.
- Park, C. Whan, Easwar S. Iyer, and Daniel C. Smith (1989), "The effects of situational factors on in-store grocery shopping behavior: The role of store environment and time available for shopping," *Journal of consumer research*, 15 (4), 422-433.
- Peck, Joann, and Terry L. Childers (2003), "To have and to hold: The influence of haptic information on product judgments," *Journal of Marketing*, 67 (2), 35-48.
- POPAI (2014), *The 2014 POPAI Mass Merchant Shopper Engagement Study: Media Report*. Chicago, IL: Point-of-Purchase Advertising Institute.
- Priester, Joseph R., John T. Cacioppo, and Richard E. Petty (1996), "The influence of motor processes on attitudes toward novel versus familiar semantic stimuli," *Personality and Social Psychology Bulletin*, 22 (5), 442-447.
- Ramanathan, Suresh, and Sanjay K. Dhar (2010), "The effect of sales promotions on the size and composition of the shopping basket: Regulatory compatibility from framing and temporal restrictions," *Journal of Marketing Research*, 47 (June), 542-552.
- Rick, Scott I., Beatriz Pereira, and Katherine A. Burson (2014), "The benefits of retail therapy: Making purchase decisions reduces residual sadness," *Journal of Consumer Psychology*, 24 (3), 373-380.
- Seiler, Stephan, and Fabio Pinna (2017), "Estimating search benefits from path-tracking data: measurement and determinants," *Marketing Science*, 36 (4), 565-589.
- Seo, Na Jin, Thomas J. Armstrong, and Justin G. Young (2010), "Effects of handle orientation, gloves, handle friction and elbow posture on maximum horizontal pull and push forces," *Ergonomics*, 53 (1), 92-101.

- Stilley, Karen M., J. Jeffrey Inman, and Kirk L. Wakefield (2010a), "Planning to make unplanned purchases? The role of in-store slack in budget deviation," *Journal of consumer research*, 37 (2), 264-278.
- Stilley, Karen M., J. Jeffrey Inman, and Kirk L. Wakefield (2010b), "Spending on the fly: mental budgets, promotions, and spending behaviour," *Journal of Marketing*, 74, 34-47.
- Streicher, Mathias C., and Zachary Estes (2016a), "Multisensory interaction in product choice: Grasping a product affects choice of other seen products." *Journal of Consumer Psychology*, 26 (4), 558-565.
- Streicher, Mathias C., and Zachary Estes (2016b), "Shopping to and fro: Ideomotor compatibility of arm posture and product choice," *Journal of Consumer Psychology*, 26 (3), 325-336.
- Streicher, Mathias C., Zachary Estes, and Oliver B. Büttner (2021), "Exploratory Shopping: Attention Affects In-Store Exploration and Unplanned Purchasing," *Journal of Consumer Research*, 48 (1), 51-76.
- Suica, Zorica, Jacqueline Romkes, Amir Tal, and Clare Maguire (2016), "Walking with a four wheeled walker (rollator) significantly reduces EMG lower-limb muscle activity in healthy subjects," *Journal of bodywork and movement therapies*, 20 (1), 65-73.
- Swinyard, William R (1993), "The effects of mood, involvement, and quality of store experience on shopping intentions," *Journal of consumer research*, 20 (2), 271-280.
- Taylor, Greg (2017), "Raising search costs to deter window shopping can increase profits and welfare," *The RAND Journal of Economics*, 48 (2), 387-408.
- Tukey, John W. (1977), *Exploratory Data Analysis*. Reading, MA: Addison-Wesley.
- Van den Bergh, Bram, Julien Schmitt, and Luk Warlop (2011), "Embodied myopia," *Journal of Marketing Research*, 48 (December), 1033-1044.
- Van Ittersum, Koert, Brian Wansink, Joost M. E. Pennings, and Daniel Sheehan (2013), "Smart shopping carts: How real-time feedback influences spending," *Journal of Marketing*, 77 (November), 21-36.
- Wagner, Udo, Claus Ebster, Ulrike Eske, and Wolfgang Weitzl (2014), "The influence of shopping carts on customer behavior in grocery stores," *Marketing: ZFP–Journal of Research and Management*, 36 (3), 165-175.
- Wansink, Brian, Dilip Soman, and Kenneth C. Herbst (2017), "Larger partitions lead to larger sales: Divided grocery carts alter purchase norms and increase sales," *Journal of Business Research*, 75, 202-209.
- You, Doohee, Allan H. Smith, and David Rempel (2014), "Meta-analysis: association between wrist posture and carpal tunnel syndrome among workers," *Safety and health at work*, 5 (1), 27-31.

Footnotes

- ¹ For each of 194 parallel-handle shoppers, we sampled an additional horizontal-handle shopper who checked out immediately before or afterward.
- ² All cashiers were given two cards with symbols and barcodes: One card had a symbol of a basket, and the other had a symbol of the parallel-handle cart. The day before the experiment began, all cashiers received a brief training on the meaning and use of the two cards. As each shopper checked out, the cashier scanned their purchases and additionally identified their shopping device. If the customer did not use a cart, the cashier scanned the barcode on the basket card. If the customer used a parallel-handle cart, the cashier scanned the parallel-handle card. If the customer used a horizontal-handle cart, no additional card was scanned (i.e., the horizontal-handle cart was the default device).
- ³ https://osf.io/t4d9j/?view_only=abec74a937c347119f9d50677225a296
- ⁴ Because fresh foods from the produce, bakery, and deli sections are measured in weight rather than product-units (e.g., 200 grams of apple rather than two apples), we counted each of these loose-item purchases as a quantity of one.
- ⁵ We report the exponentiated coefficient, denoted B_{exp} , which is interpretable as an incidence rate ratio (i.e., $(B_{\text{exp}} - 1) * 100$). For example, if the handle orientation factor (0 = horizontal, 1 = parallel) had a $B_{\text{exp}} = 1.50$ on purchase quantity, that would indicate that the parallel handles increased purchases by 50% (i.e., $(1.50 - 1) * 100$).

Table 1. Consumer research on shopping carts.

Study	Independent variable	Handle Manipulation?	Muscle Manipulation?	Muscle Measure?	Purchases	Dependent Variable(s)	Main Finding
Van den Bergh et al. (2011)	Shopping with basket vs. cart	No	basket = flexor, cart = extensor	No	Real	quantity	Basket shoppers (flexor activation) were more likely than cart shoppers (extensor activation) to purchase vice products
van Ittersum et al. (2013)	Presence (vs. not) of spending feedback while shopping	No	No	No	Real	quantity, spending	Real-time spending feedback increased spending among budget shoppers but decreased it among nonbudget shoppers
Wagner et al. (2014)	Frequency of parking cart in front of shelves	No	No	No	Real	quantity	Shoppers who park their cart more often tend to purchase more products
Streicher and Estes (2016b)	Pushing cart via overhand vs. underhand grip	No	underhand = flexor, overhand = extensor	No	Hypothetical	quantity, spending	Underhand grip (flexor activation) induced more purchasing and spending than overhand grip (extensor activation)
Seiler and Pinna (2017)	Duration of parking cart in front of shelves	No	No	No	Real	spending	Shoppers spend approximately \$2.10 per minute searching a shelf for a product
Wansink et al. (2017)	Partitioning the cart for different product categories	No	No	No	Real	spending	Designating an area of the cart for fruits and vegetables increased spending on those items
Present study	Pushing cart via parallel vs. horizontal handles	Yes	parallel handles = flexor, horizontal handlebar = extensor	Yes	Real	quantity, variety, spending	Parallel handles (flexor activation) induced more purchasing and spending than horizontal handles (extensor activation)

Table 2. Purchasing results of the matched sample in Study 1.

	Handle Orientation		Effect Size (R²)
	Horizontal	Parallel	
Quantity	13.79 (12.82)	17.42 (11.31)	5.68% ***
Variety	9.90 (8.96)	12.66 (8.19)	5.97% ***
Spending (€)	25.97 (25.65)	34.62 (27.13)	6.19% ***

Note. “Quantity” indicates the total number of products purchased, “Variety” is the number of unique products purchased, and “Spending” is the total cost (in €). *SD* in parentheses. *** $p < .001$.

Table 3. Sample characteristics, control measures, and spending of the exit sample in Study 1.

	Handle Orientation		Effect Size (R²)
	Horizontal	Parallel	
<i>N</i>	83	145	
% Female	59%	64%	
Age	57.22 (14.85)	53.22 (17.74)	1.31%
Cart Attractiveness	4.71 (1.86)	4.30 (1.99)	1.03%
Hedonic Experience	2.91 (2.23)	2.93 (2.11)	0.00%
Mood	6.23 (1.40)	5.80 (1.68)	1.69% *
Cart Ergonomics	5.77 (1.44)	4.72 (2.11)	6.67% ***
Spending (€)	29.43 (16.14)	37.71 (25.32)	1.88% *

Note. *SD* in parentheses. * $p \leq .05$, *** $p < .001$.

Table 4. Muscle activation results (microvolts) in Study 2.

Task	Condition	Muscle				Effect Size (η^2)
		Biceps		Triceps		
Classic	Flexion	85.21	(61.50)	8.31	(5.14)	64.69% ***
Paradigm	Extension	7.73	(6.17)	41.74	(21.50)	75.81% ***
Controlled Pushing	Horizontal	10.34	(11.24)	27.67	(20.79)	45.00% ***
	Parallel	43.99	(28.74)	5.84	(3.14)	63.97% ***
	Vertical	7.80	(5.49)	26.79	(18.55)	53.38% ***
Free Pushing	Horizontal	8.39	(8.80)	28.20	(20.12)	58.27% ***
	Parallel	41.58	(28.43)	8.21	(3.36)	59.62% ***
	Vertical	7.65	(5.46)	24.35	(19.32)	48.69% ***

Note. *SD* in parentheses. *** $p < .001$.

Table 5. Sample characteristics, control measures, and purchasing results in Study 3.

	Handle Orientation			Effect Size (R^2)
	Horizontal	Parallel	Vertical	
<i>N</i>	47	47	47	
% Female	48%	55%	62%	
Age	23.61 (2.59)	23.57 (2.80)	24.00 (3.76)	0.00%
Mood	5.82 (.78)	5.88 (1.01)	5.94 (.81)	0.12%
Cart Ergonomics	5.43 (.89)	5.53 (1.22)	5.95 (.95)	0.18%
Quantity	13.00 (7.15)	17.30 (7.58)	12.23 (5.00)	6.30% *
Variety	9.57 (4.06)	11.91 (3.93)	9.43 (3.31)	6.58% *
Spending (€)	16.33 (7.96)	22.42 (8.78)	15.83 (6.50)	9.52% **

Note. Mood and cart ergonomics were originally measured on a scale from -3 to +3. However, to facilitate comparison with Study 1, those scores are converted to a 1 to 7 scale here. *SD* in parentheses. To facilitate comparison with Study 1, the R^2 shown here compares the horizontal and parallel conditions. * $p < .05$, ** $p < .01$.

Table 6. Agenda for further research.

Domain	Factor	Research Question
Ergonomic		
	Stability	For the elderly and people with mobility impairments, do parallel handles improve physical stability while shopping?
	Health	For those who shop frequently or push heavy loads, does handle orientation affect hand or arm health?
	Comfort	Does the comfort of pushing parallel handles increase with more time or more exposures?
Psychological		
	Motivation	Does handle orientation affect shoppers' approach or avoidance motivations?
	Exploration	Do parallel handles increase shoppers' visual or physical exploration of the store and its assortment?
	Haptic Sensitivity	Is the effect of handle orientation on shopping larger among people high in haptic sensitivity?
Managerial		
	Purchase-Type	Is the effect of handle orientation on shopping observed especially among unplanned purchases?
	Shopper Constraints	Do constraints such as use of a shopping list or a mental budget attenuate the effect of handle orientation on shopping?
	Handheld Devices	Does the use of handheld devices such as scanners and phones moderate the effect of handle orientation on shopping?
	Customer Outcomes	Does handle orientation affect downstream outcomes, such as customer satisfaction and repeat patronage?

Figure 1. Shopping carts with horizontal (A), vertical (B), or parallel handles (C).

A.



B.



C.




Figure 2. General effects of handle orientation on purchase quantity (A), variety (B), and spending (C) in Study 1 (matched sample) and Study 3, and category-specific effects on purchase quantity in Study 1 (matched sample; D). *Note.* Error bars = $\pm 1 SE$. * $p < .05$, ** $p < .01$, *** $p < .001$.

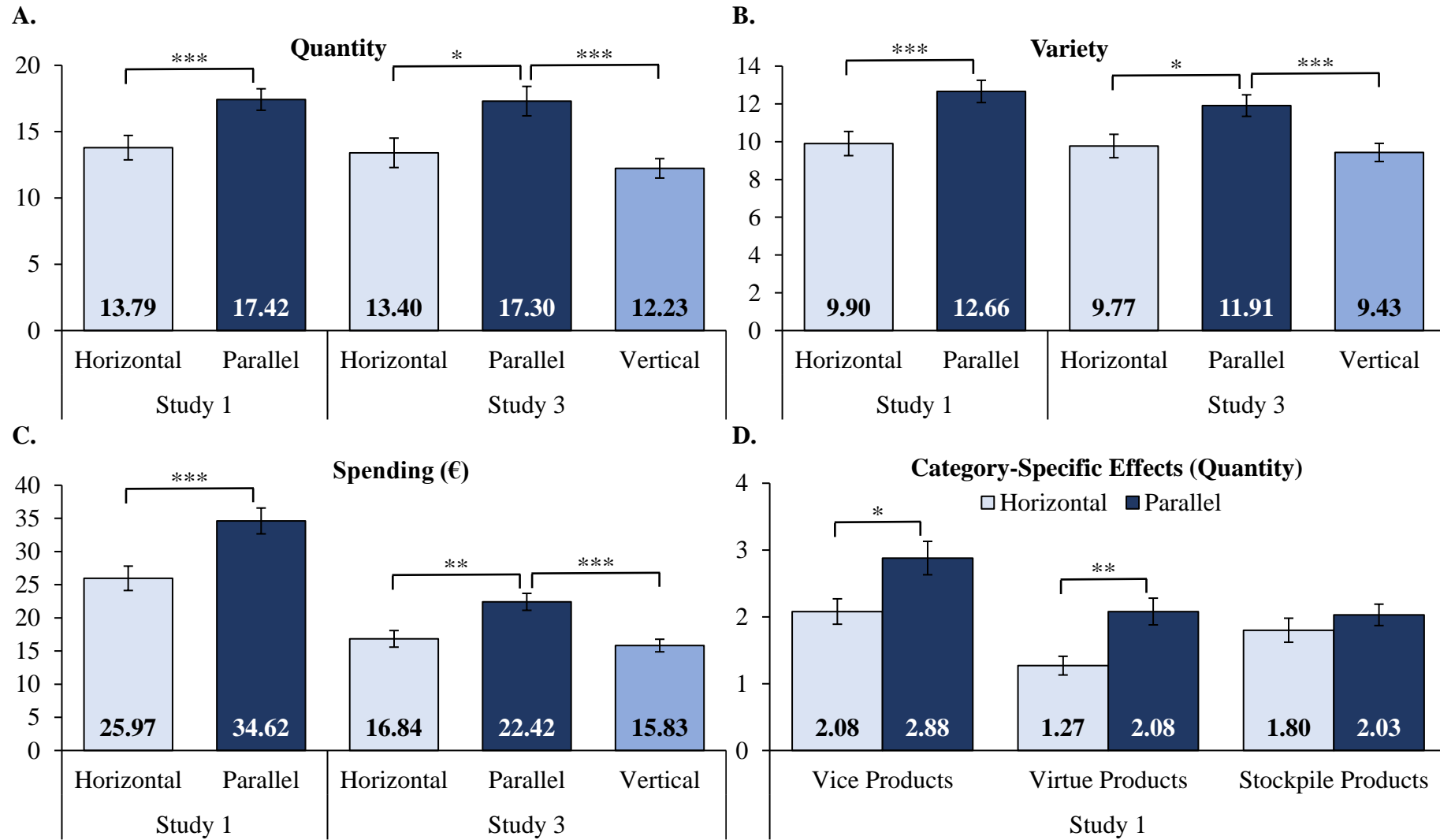
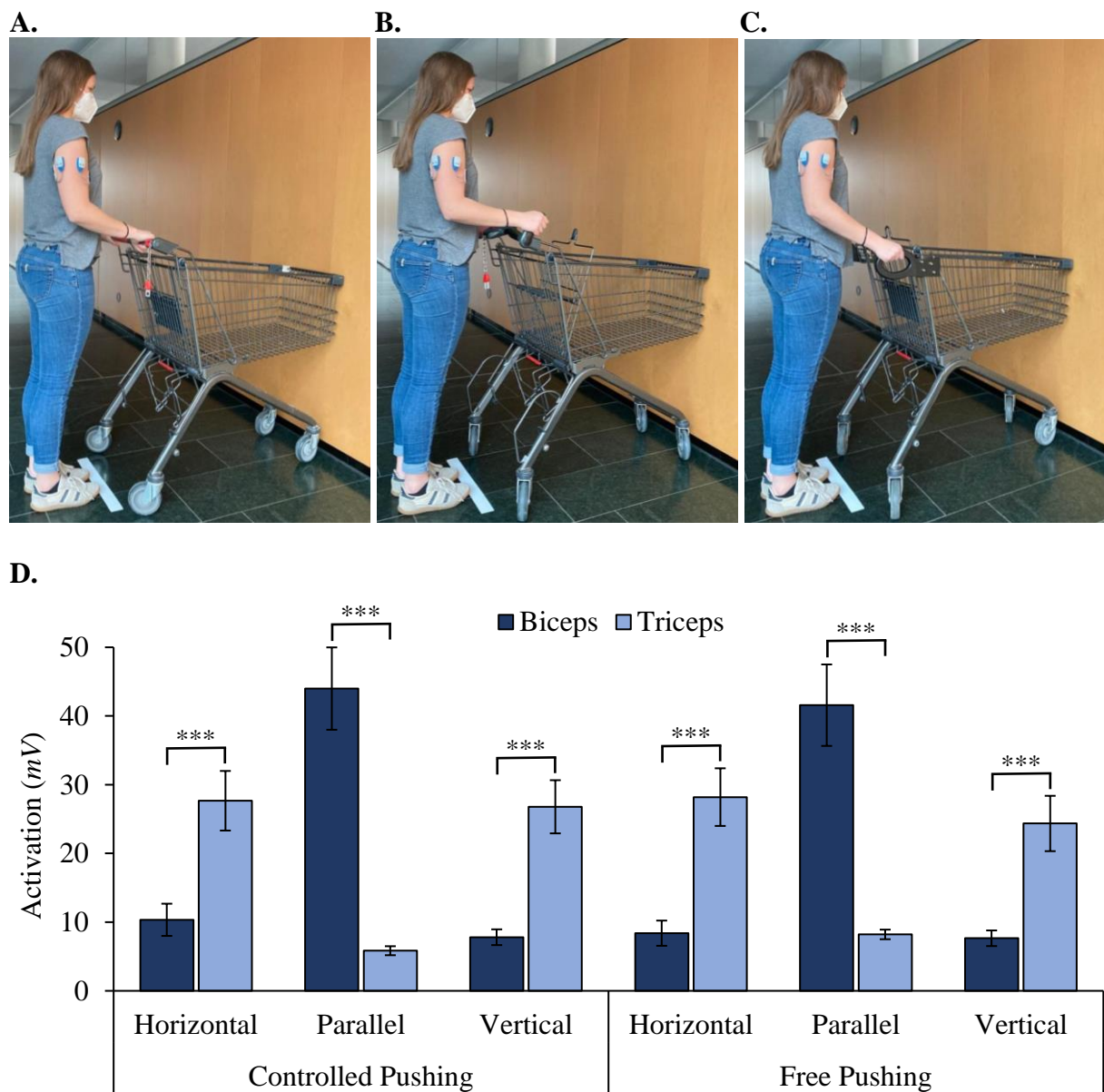
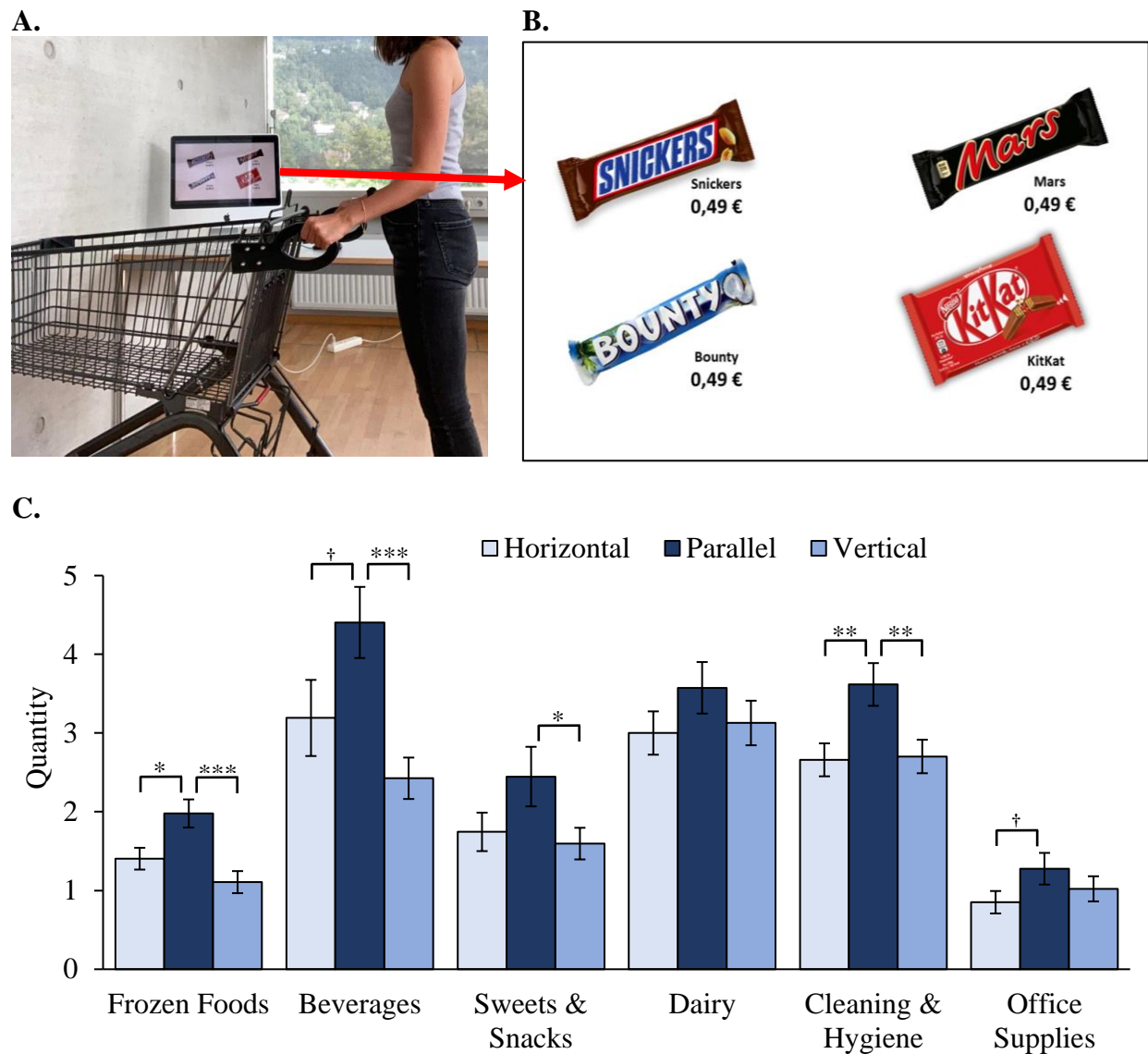


Figure 3. Horizontal (A), vertical (B), and parallel (C) handle conditions of the controlled pushing task (EMG electrodes shown on the arm), and effects of handle orientation on muscle activation (D) in Study 2.



Note. Error bars = ± 1 SE. *** $p < .001$.

Figure 4. Simulated shopping task (A; parallel-handle condition shown), example product display (B), and category-specific effects of handle orientation on hypothetical purchase quantity (C) in Study 3.



Appendix A: Summary of Consultations with Corporate Stakeholders

Executive Summary: We interviewed executive managers at one of the world's largest manufacturers of shopping carts and at a large European supermarket retailer. They confirmed that they had not previously seen a shopping cart with parallel handles like the one used in our studies. Neither shopping cart manufacturers nor retailers were generally aware that the handles on a shopping cart could affect sales, and they were all surprised by the results of our studies. However, the retailer raised concerns about longer-term impacts of the parallel handles on sales (and we concur), and the manufacturer indicated that the diffusion of shopping cart innovations into the marketplace is extremely slow due to (a) most retailers' indifference to shopping carts and (b) many shoppers' resistance to change. Below we provide more details and additional insights from these interviews.

1. Manufacturer

Corporate Stakeholder: One of the largest shopping cart manufacturers in the world, with approximately 5000 employees, 12 manufacturing plants around the world, and an annual production of approximately two million shopping carts.

Discussant(s): (1) Head of Corporate Innovation; (2) Head Product Manager for Shopping Carts

Context: One in-person meeting of approximately an hour and a half.

Goal(s): Discuss the novelty and practicality of the parallel-handle shopping cart.

Key Insights:

- According to the discussants, most retailers view shopping carts as a “necessary evil.” In other words, they purchase them out of necessity, but do not consider them to be relevant for brand equity or sales. This lack of specialized demand from retailers hinders innovation in shopping cart manufacturing.
- Handle design is currently based purely on ergonomic and aesthetic perspectives. The potential for stimulating sales is not considered in handle design.
- The discussants confirmed that they have never considered producing parallel handles like those used in our studies, nor have they ever seen handles like that on the market.
- The discussants' primary concern was that the parallel handles were not yet tested against international standards for load-bearing safety.
- Assuming that the parallel handles did meet load-bearing standards, the discussants expressed interest in potentially including parallel handles among the options provided to retailers in the near future.

2. Retailer

Corporate Stakeholder: One of the largest supermarket retailers, with approximately 6000 employees and annual turnover of €900 million, in the European nation in which the study was conducted.

Discussant(s): Chief Executive Officer

Context: Three in-person meetings of at least one hour each.

Goal(s): Determine whether a parallel-handle cart can and should be implemented at the company's retail outlets.

Key Insights:

- The discussant expressed interest in a shopping cart that could increase sales.
- Contrary to the manufacturing executives' perception (see above), this retailing executive also expressed interest in the cart for purposes of brand equity. He noted that the unique handle design creates a tangible point of differentiation for the brand, given that most retailers use standard carts with a horizontal handlebar.

- The discussant agreed to allow a field experiment in one retail outlet for three weekdays (i.e., Study 1).
- The discussant expressed full confidence in the data, because the coding of experimental conditions (i.e., basket, horizontal-handle cart, or parallel-handle cart) was conducted by their own cashiers, and the sales data were provided by their own in-house controlling department.
- The discussant expressed surprise at the results.
- Although the discussant initially expressed concern about the stackability of the parallel-handle cart, the researchers pointed out that the 10 parallel-handle carts used in the field experiment stacked just as easily and well as the horizontal-handle carts. Because the parallel handles are mounted on the outside of the main basket, they do not interfere with stacking.
- Given the cost and risk of modifying the retailer's entire fleet of shopping carts, the discussant expressed interest in conducting further testing in additional retail outlets, in order to assess whether and how shoppers adjust to and accept the novel shopping cart. This concern was targeted primarily at elderly shoppers, who tend to be more resistant to change.
- Another concern – and target for further field experimentation – is the stability of the effect on sales over time. The discussant and researchers considered two hypotheses: The parallel handles might elicit an initial overstocking by shoppers that then drops off after a few shopping trips. Alternatively, if the parallel handles stimulate shoppers to maximize “in-store slack” in their budgets, then the effect may be stable over time.

Appendix B: Partial Replication of Study 3

This study provided a close, partial replication of Study 3. The design and procedures were very similar to Study 3, except that there was no horizontal-handle condition. Participants completed the exact same controlled pushing task with either vertical or parallel handles, while also completing the exact same hypothetical shopping task.

Methods

Participants. One hundred members of the university community, mostly students (mean age: 25 years; 46% female), were recruited on the campus of a European university. Participants were randomly assigned to one of two between-participant conditions (i.e., vertical or parallel handles).

Shopping carts. The vertical- and parallel-handle shopping carts were identical to those of Study 3 (see Figures 1B and 1C, respectively).

Products. The product displays were identical to those of Study 3 (see Figure 4B for example), consisting of 44 products across 6 categories (see the Web Appendix).

Procedure. The simulated shopping task was identical to that of Study 3 (see Figure 4A), as was the free pushing task prior to the ergonomics measure. A slightly abridged measure of cart ergonomics consisted of four items (“In comparison to the horizontal handlebar of common shopping carts, these handles feel...”, 1 = worse, 7 = better; “How good or bad can you control the cart's direction with these handles?”, 1 = bad control, 7 = good control; “How easy was it to maneuver the cart with these handles around the pillar?”, 1 = difficult, 7 = easy; “How good or bad is the cart's overall handling?”, 1 = bad, 7 = good). We did not measure mood in this study.

Results

Ergonomics. The four items measuring cart ergonomics were averaged into an ergonomics score (Cronbach $\alpha = .85$), which did not differ between groups ($p = .96$). Thus, unlike in Study 3, here the vertical- and parallel-handle carts were judged equally ergonomic.

Hypothetical purchasing. See Table A1. As in Study 3, the parallel handles elicited significantly more hypothetical purchase quantities ($\beta = .30, t = 3.08, p < .01$), with greater variety ($\beta = .37, t = 3.91, p < .001$) and higher spending ($\beta = .25, t = 2.50, p < .05$).

Discussion

This close-partial replication of Study 3 indicates that the higher hypothetical purchasing and spending with parallel handles than with vertical handles is reliable, as the effect was obtained in both Study 3 and this replication study. However, the difference in ergonomics between the vertical and parallel handles, obtained in Study 3 but not in this replication study, may not be reliable.

Table A1. Sample characteristics, control measures, and hypothetical purchasing in the replication study.

	Handle Orientation		Effect Size (R^2)
	Vertical	Parallel	
<i>N</i>	49	51	
% Female	49%	43%	
Age	25.24 (8.01)	24.55 (3.52)	0.33%
Cart Ergonomics	5.14 (1.13)	5.13 (1.02)	0.00%
Quantity	11.51 (6.49)	15.10 (5.11)	8.81% **
Variety	8.80 (3.55)	11.47 (3.28)	13.51% ***
Spending (€)	15.98 (8.86)	20.16 (7.87)	6.00% *

Note. *SD* in parentheses. * $p < .05$, ** $p < .01$, *** $p < .001$.

WEB APPENDIX**Getting a Handle on Sales:
Shopping Carts Affect Purchasing by Activating Arm Muscles**

Zachary Estes (Zachary.Estes@city.ac.uk)
Mathias C. Streicher (Mathias.Streicher@uibk.ac.at)

Contents	Page
1. Web Appendix A: Results of Full Sample, Study 1	2
2. Web Appendix B: Products Used in the Simulated Shopping Task, Study 3	3
3. Web Appendix C: Category-Specific Analyses, Study 3	4
4. Web Appendix D: Sanitary Handles	5

These materials have been supplied by the authors to aid in the understanding of their paper. The AMA is sharing these materials at the request of the authors.

Web Appendix A: Results of Full Sample, Study 1

We refer to all shoppers who did not use a cart (i.e., those who used a basket or no device at all) as *non-cart shoppers*. To be clear, because these non-cart shoppers were not randomly assigned, and because they were not approached by the experimenters (as shoppers in the two cart conditions were), they were not formally part of the experimental design. Nonetheless, in the interest of completeness, we report the results of this non-cart group. We first compared all non-cart shoppers to all cart shoppers (i.e., horizontal- and parallel-handle shoppers combined). As expected, non-cart shoppers ($N = 980$, $M = €11.21$, $SD = 11.06$) spent significantly less than cart shoppers ($N = 1379$, $M = €23.95$, $SD = 25.14$), $\beta = .27$, $t = 13.86$, $p < .001$. This finding effectively confirms the representativeness of our sample and validates our measure (spending, in €).

Next, we compared horizontal- and parallel-handle shoppers. We tested via linear regression whether handle-type (horizontal = 0, parallel = 1) predicted spending (€, log-transformed), and we included as control factors the day (dummy coded) and time of the purchase. The overall model was significant, $F(4, 1374) = 18.55$, $p < .001$, $R^2 = .051$. Of the control variables, time of day did not predict spending ($p = .50$), but day of the week did (Day 2: $\beta = .09$, $t = 2.51$, $p = .01$; Day 3: $\beta = .09$, $t = 2.68$, $p < .01$). That is, shoppers happened to spend more on the second and third days of the study than on the first day. More importantly, handle orientation significantly predicted spending, $\beta = .22$, $t = 8.10$, $p < .001$. Shoppers spent significantly more money with parallel handles ($N = 194$, $M = €34.61$, $SD = 27.62$) than with horizontal handles ($N = 1185$, $M = €22.20$, $SD = 24.29$). A stepwise regression with the control variables entered in a first block and handle orientation entered in a second block reveals that handle orientation uniquely explained 4.5% of the variance in spending ($\Delta R^2 = .045$, $p < .001$). As a robustness check, we also compared the two conditions via t -test without any control variables. To account for the unequal sample sizes, we used Welch's test. The effect was again significant, Welch $t(307.94) = 5.89$, $p < .001$.

Web Appendix B: Products Used in the Simulated Shopping Task, Study 3

Table W1. Products Used in the Simulated Shopping Task of Study 3.

Category	Product	Category	Product
Frozen Foods	pizza	Dairy	chocolate milk
	fish sticks		yogurt
	mixed vegetables		cream
	potato croquettes		pudding
	tortellini		cheese slices
	French fries		mozzarella
Beverages	water	Cleaning & Hygiene	butter
	ice tea		milk
	Fanta		dish soap
	Coca Cola		sponge
	Red Bull		hand soap
	radler beer		surface cleaner
	Sprite		toilet paper
	apple spritz		garbage bags
Sweets & Snacks	Snickers	Office Supplies	wet wipes
	Mars		baking paper
	Bounty		Odol-Med toothpaste
	Kit Kat		Elmex toothpaste
	M&Ms		highlighters
	granola bar		Post-It notes
	potato chips		printer paper
	peanuts		notebook

Web Appendix C: Category-Specific Analyses, Study 3

Study 3 included items from six categories (see Table W2 for purchase quantities within each category). To test the generality of the effect of handle orientation across these categories, we conducted a 3 (handle orientation; between-participants) \times 6 (category; within-participants) mixed ANOVA on purchase quantities. The main effect of handle orientation was significant, $F(2, 138) = 9.39, p < .001$. This replicates the effect reported in the main text, but using ANOVA here instead of regression. The main effect of category was also significant, $F(5, 690) = 47.74, p < .001$. This simply indicates that participants hypothetically purchased more products from some categories than from others. This is unsurprising, given that some categories included more products than other categories (see Web Appendix B). More importantly, the interaction of handle orientation and product category was not significant, $p = .110$, indicating that the effect of handle orientation was similar across all six product categories (see Figure 4C in the main text).

Although the interaction was not significant, we nonetheless examined the effect of handle orientation within each of the six categories separately, via separate one-way ANOVAs. The effect was significant among frozen foods ($F(2, 140) = 8.35, p < .001$), beverages ($F(2, 140) = 5.89, p < .01$), and cleaning and hygiene products ($F(2, 140) = 5.40, p < .01$), and was marginally significant among sweets and snacks ($F(2, 140) = 2.55, p = .082$). However, there was no effect among dairy products ($p = .357$) or office supplies ($p = .206$). We then identified the source of these overall effects by conducting pairwise comparisons (independent t -tests), the results of which are shown in Table W3.

Table W2. Purchase quantities within each product category in Study 3.

Category	Handle Orientation					
	Horizontal		Parallel		Vertical	
Frozen foods	1.40	(.95)	1.98	(1.22)	1.11	(.96)
Beverages	3.19	(3.31)	4.40	(3.10)	2.43	(1.80)
Sweets & snacks	1.74	(1.67)	2.45	(2.59)	1.60	(1.38)
Dairy	3.00	(1.89)	3.57	(2.24)	3.13	(1.94)
Cleaning & Hygiene	2.66	(1.43)	3.62	(1.86)	2.70	(1.46)
Office Supplies	.85	(.98)	1.28	(1.38)	1.02	(1.09)

Note. *SD* in parentheses.

Table W3. Pairwise comparisons within each product category in Study 3.

Category	Comparison								
	Horizontal - Parallel			Parallel - Vertical			Horizontal - Vertical		
	<i>t</i>	<i>p</i>	<i>d</i>	<i>t</i>	<i>p</i>	<i>d</i>	<i>t</i>	<i>p</i>	<i>d</i>
Frozen foods	2.54	.013	.53	3.84	.000	.79	1.51	.134	.31
Beverages	1.83	.070	.38	3.79	.000	.78	1.39	.167	.29
Sweets & snacks	1.56	.122	.32	1.99	.050	.41	.47	.639	.10
Dairy	1.34	.183	.28	1.03	.304	.21	.32	.747	.07
Cleaning & Hygiene	2.80	.006	.58	2.65	.009	.55	.14	.887	.03
Office Supplies	1.73	.088	.36	1.00	.322	.21	.80	.428	.16

Note. *df* = 92.

Web Appendix D: Sanitary Handles

In the early stages of the Covid-19 pandemic, transmission of the virus via contaminated surfaces was thought (incorrectly) to be a major cause of the spread of the disease (Lewis 2021). Consequently, some companies began producing “sanitary handles” that the shopper brings to the shop and attaches to the cart in order to push it without touching the cart itself. Below is an example produced by Oobjek and sold on Amazon.com and ebay.com.

Figure W1. Sanitary shopping cart handles shown alone (A) and in use (B).

A.



Source: ebay.com

B.



Note that the handgrip is vertically oriented and perpendicular to the direction of the push force, just like the vertical handles used in our Studies 2 and 3 (see Figure 1B in main document). Thus, although our studies did not directly test such sanitary handles, our results suggest that these handles would elicit purchasing and spending levels comparable to those of the perpendicular handles, and below those of the parallel handles in our studies.