

Quantification of intra-regional propagule movements in the Antarctic

JENNIFER E. LEE and STEVEN L. CHOWN

Centre for Invasion Biology, Department of Botany and Zoology, Stellenbosch University, Private Bag XI, Matieland 7602, South Africa
jlee@sun.ac.za

Abstract: Management of non-native species introductions is a conservation priority in the Antarctic region. However, despite the recognised importance of intra-regional propagule transfer, the majority of studies have focused on inter-regional pathways (i.e. from outside of the Antarctic region). Here we quantify the number of seeds carried by expeditioners who have visited sub-Antarctic Marion Island. We recorded 420 seeds from 225 items of clothing, with seeds found on 52% of the items and soil on 45% of them. The median number of seeds for field-based and station-based personnel was 20.5 and 3 per person, respectively. Waterproof trousers and socks, particularly those of field workers, carry the greatest number of propagules (for field workers, medians of 5 and 6.5, respectively) and therefore should be the focus of intra-regional management interventions. Amongst the seeds found entrained within clothing several were from species which are widespread aliens in the Antarctic region including *Agrostis stolonifera*, *Poa annua* and *Sagina procumbens*, and indigenous zoochorous species (*Acaena magellanica*, *Uncinia compacta*) were also well represented. The present data provide quantitative evidence in support of previous, largely hypothetical concerns about the risks of intra-regional propagule transfer in the Antarctic.

Received 13 October 2010, accepted 15 January 2011, first published online 3 March 2011

Key words: Marion Island, non-indigenous species, risk assessment, vector

Introduction

In keeping with global concerns about the impacts of non-indigenous species (NIS), the management of these species has been given high priority in the Antarctic region. Many sub-Antarctic islands enjoy a high conservation status (de Villiers *et al.* 2006) and have management plans in place which seek to reduce the number of NIS introductions. They do so by limiting the number of visits per season, the number of visitors permitted ashore at one time, where those visitors land and how long they may spend ashore, and often specify procedures for decontamination prior to shore transfers. In the area south of 60°S, conservation of biodiversity is undertaken by the Antarctic Treaty Consultative Parties under the auspices of the Committee for Environmental Protection (CEP). The conservation significance of NIS introductions has been raised numerous times at meetings of the CEP and, in consequence, preventing non-native species introductions has become one of the CEP's highest priorities (Rogan-Finnemore 2008).

The political impetus to achieve practicable management interventions to reduce the risk of NIS has led to several studies which have investigated pathways of introduction into the region in both the terrestrial (Whinam *et al.* 2005, Lee & Chown 2009a, 2009b, Hughes *et al.* 2010) and marine realms (Barnes 2002, Barnes & Fraser 2003, Lewis *et al.* 2003, 2006, Lee & Chown 2007, 2009c). In the terrestrial realm several clear patterns are now emerging as

to which pathways pose the greatest risk. For example, for expeditioners, socks, bags and over-trousers typically harbour considerable numbers of seeds and for national science programmes clothing issued by national operators contain fewer seeds than clothing which belongs to individual expeditioners (Lee & Chown 2009a).

To date, most studies have examined inter-continental scale propagule pathways (i.e. from other regions into the Antarctic). However, the movement of species between different regions of the Antarctic is a growing concern (Hughes & Convey 2010). Passenger ships and expeditions often travel between islands to visit different sites of historical or wildlife interest and such visitation patterns have the potential to transfer species between islands within the same broad biogeographic domain (Frenot *et al.* 2005). Biota which have already successfully established in, or are indigenous to the Antarctic possess the physiological pre-adaptations and life cycles that are necessary to survive there and are therefore likely to be able to survive in another region with similar abiotic characteristics. Indeed, similarity in climate is a major factor thought to ease introductions and is typically included in risk assessments for the introduction of species (Pheloung *et al.* 1999, Duncan *et al.* 2003, Richardson & Pyšek 2006). Thus intra-regional transfer pathways probably present a greater establishment risk than inter-regional transfer pathways because the species transported have a higher probability of survival and establishment than species transported from

outside of the region. Pre-adapted organisms are well established in some areas of the sub-Antarctic. Some highly invaded islands such as Kerguelen are potential source pools (111 recorded NIS; Frenot *et al.* 2005) whilst others which have few or no NIS such as Bouvetøya (that has no recorded NIS) are potential sinks. Substantial risks of transfer exist if logistics operations (tourist or science) operate between these regions, as is the case for tourism in the New Zealand sector and operations among the îles Crozet and Kerguelen by the French, and the Prince Edward Islands and Tristan da Cunha archipelago by the South Africans. Indeed, it is thought that the invasive *Sagina procumbens* L., the subject of a costly eradication programme on Gough Island, may well have reached the island by transfer of cargo containers from Marion Island (Jones *et al.* 2003).

Both indigenous and non-indigenous species could be carried by expeditioners between isolated localities and therefore a more subtle consequence of intra-regional propagule movements is homogenisation at the genetic level. In contrast to introduced species which typically have extremely low genetic diversity (e.g. Kliber & Eckert 2005, Lee *et al.* 2009, Vogel *et al.* 2010), many indigenous populations in the Antarctic exist on remote islands, separated from other ice-free habitats either by ocean or ice and preliminary data indicates that there can be substantial genetic variation between these populations (Fanciulli *et al.* 2001, Stevens & Hogg 2003, Myburgh *et al.* 2007, Van de Wouw *et al.* 2008). Whilst these populations remain isolated, genetic diversity will be maintained. However, field parties are now able to travel between once isolated islands and if propagules are inadvertently transported between sites the genetic integrity of isolated populations would be lost.

As the numbers of visitors to the Antarctic region continue to increase (Frenot *et al.* 2005, Hughes & Convey 2010) and research vessels and tour ships actively travel between geographically discrete locations within the region, it is essential that some measure of the potential for NIS movements between regions of the Antarctic is made so that appropriate advice on mitigation measures can be given. Here we present data on the propagule loads carried by expeditioners (scientists and logistic support personnel who have been working on sub-Antarctic Marion Island). Category of visitor (field- or station-based) and the types of clothing that carry the greatest number of propagules after being used in the Antarctic are identified.

Material and methods

Each year approximately sixty expeditioners visit sub-Antarctic Marion Island. Of these, approximately fifteen stay for the year and forty-five for the short relief period. Over the last eight years there have also been a number of additional voyages transporting personnel employed in the construction of the new station, increasing the island's population to between *c.* 100–150 for portions of the year.

Those who visit the island can be classified as either field-based (typically scientists or technicians who spend the majority of their time working across the island at field sites) or station-based (typically personnel who spend the majority of their time in the immediate area surrounding the research station) (Lee & Chown 2009a).

The annual relief voyage to the island takes place between April and May each year and is of approximately five weeks duration. In accordance with the Prince Edward Islands Management Plan (Anonymous 1996) on the voyage from Cape Town to Marion Island every shore-going passenger takes part in a compulsory decontamination procedure whereby all field clothing is inspected and propagules removed ensuring that NIS are not introduced to the island with expeditioner clothing (de Villiers & Cooper 2008). In May 2006 and May 2007 we repeated this procedure on the return voyage to quantify the abundance of propagules on expeditioner clothing following a typical field season and which, in the absence of biosecurity interventions, could be transferred to other islands.

On each voyage, ten field-based and five station-based personnel were randomly selected from a passenger list and asked to submit their field work clothing for inspection. Typically this included: a pair of waterproof over-trousers, waterproof jacket, polar fleece, woolly hat, gloves, socks, bags and footwear. For each item of clothing a nylon mesh filter was fitted between the crevice nozzle and the succession pipe of a vacuum cleaner (Philips, Performer Animal Care or Electrolux Ultima 1700 watt). Each item was then methodically searched using the crevice nozzle of the vacuum cleaner and all material collected was stored at room temperature until it could be sorted and identified. All seeds were identified to the species level using reference material from herbarium specimens (see also Lee & Chown 2009a).

Generalized linear models (GLMs) were implemented using the *glm* function in the stats library in R2.11.1 (R Development Core Team 2010) first to compare seed load between different items of field clothing and second, for items of clothing where seeds were found, to compare richness of seeds found between items and passenger type. In the first GLM, number of seeds per item was the response variable and year of sampling, item, and whether the passenger was field- or station-based were used as

Table I. Akaike Information Criterion and Akaike weights for Generalized Linear Models describing the number of seeds found in clothing (assuming a Poisson distribution, using a log link function).

Variables	AIC	w_i
Category	718.783	0.623
Category	719.823	0.373
Item	931.624	3.79 ⁻⁴⁷
Year	932.471	2.48 ⁻⁴⁷
Category	1003.541	9.17 ⁻⁶³
Category	1004.629	5.32 ⁻⁶³
Year	1218.100	2.35 ⁻¹⁰⁹

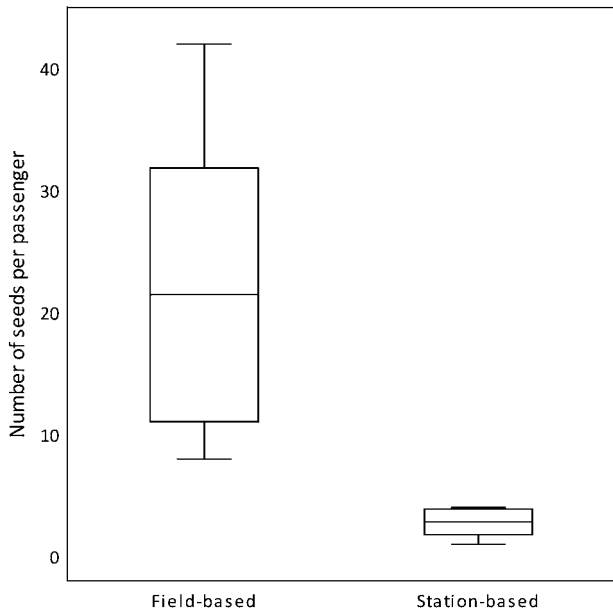


Fig. 1. Boxplot showing median (25–75%) and non-outlier range of number of seeds found per passenger for field-based and station-based personnel.

categorical predictors. The best-fit model was identified using the Akaike Information Criterion (AIC) and Akaike weights (Johnson & Omland 2004). In the second GLM predictors from the best-fit model in the first GLM were used i.e. number of species per item was the response variable and item and whether the passenger was field- or station-based

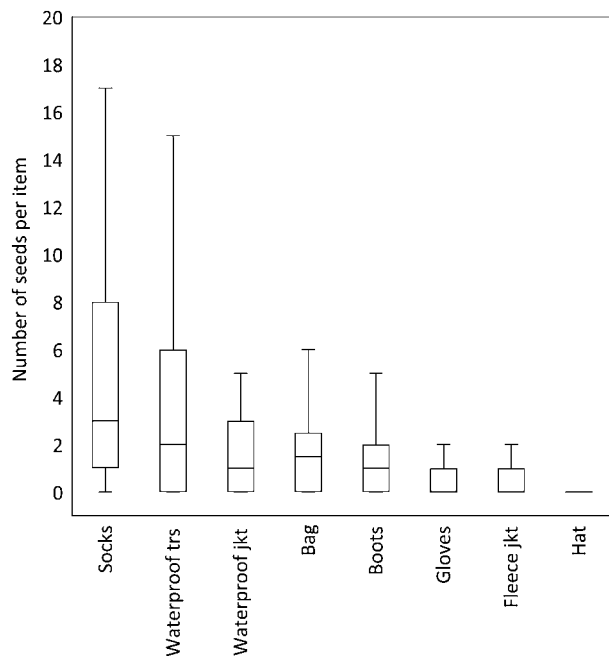


Fig. 2. Boxplot showing median (25–75%) and non-outlier range of number of seeds found for different categories of field clothing.

Table II. Outcome of the best fit Generalized Linear Model (assuming a Poisson distribution, using a log link function) describing the number of seeds found in clothing.

	Variable	Estimate	s.e.	Wald	P-value
Category	(Intercept)	0.801	0.196	4.077	< 0.001
	Field	0			
	Station	-2.004	0.179	-11.197	< 0.001
Item	Bag	0			
	Boots	-0.114	0.253	-0.449	0.653
	Fleece jacket	-1.138	0.331	-3.433	< 0.001
	Gloves	-0.519	0.277	-1.871	0.061
	Hat	-2.168	0.488	-4.439	< 0.001
	Socks	1.227	0.213	5.771	< 0.001
	Waterproof jacket	0.135	0.242	0.558	0.577
	Waterproof trousers	0.932	0.218	4.278	< 0.001

were used as categorical predictors. For both models a Poisson distribution with a log-link function were used.

Results

In total 420 seeds were collected from 225 items of clothing. Seeds were found on 52% of items surveyed and soil was collected from 45% of items. The median number of seeds per passenger was 20.5 ($Q_{25} = 12$, $Q_{75} = 30$) for field-based personnel and 3 ($Q_{25} = 2$, $Q_{75} = 4$) for station-based personnel. The best fit model describing the number of seeds found in clothing items included terms for item and whether the passenger was field- or station-based (AIC = 718.783, $w_i = 0.623$, see Table I for AIC values and

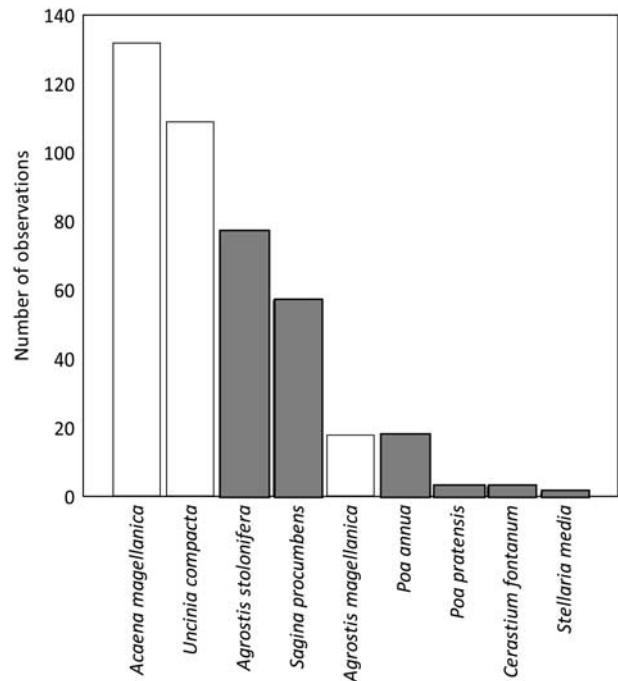


Fig. 3. Frequency of the total number of seeds of vascular plant species collected during clothing surveys. Open bars represent indigenous species, closed bars represent non-indigenous species.

weight for all models). Station-based personnel carried significantly fewer propagules in their clothing than field-based personnel ($\chi^2 = 214.840$, $df = 1$, $P < 0.001$) (Fig. 1). Item also had a significant effect on number of propagules ($\chi^2 = 297.599$, $df = 7$, $P < 0.001$) with socks (Wald = 5.771, $P < 0.001$) and waterproof trousers (Wald = 4.278, $P < 0.001$) containing the most seeds, and fleece jackets (Wald = -3.433, $P < 0.001$) and hats (Wald = -4.439, $P < 0.001$) the least (Fig. 2) (see Table II for all coefficients).

The number of different species found on a single item of clothing ranged from one to four. Clothing items from station-based personnel contained a lower richness of seeds than clothing items from field-based personnel ($\chi^2 = 10.975$, $df = 1$, $P < 0.001$). However, seed richness did not differ significantly among items ($\chi^2 = 10.550$, $df = 7$, $P = 0.159$).

Representatives from nine of Marion Island's thirty-seven established vascular plant species were present amongst samples (Fig. 3) (Gremmen & Smith 2008). The most common seeds, together representing 57% of the total sample, were from two indigenous species, *Acaena magellanica* (Lam.) Vahl. and *Uncinia compacta* R. Br., which both have seeds adapted for zoochory. The remaining 43% of seeds had no specific adaptations for zoochory and came from seven species, six of which were non-indigenous. Indeed, 37% of all seeds found on clothing were from non-indigenous species, the most abundant of which was the grass *Agrostis stolonifera* L. which is widespread on the island (Gremmen *et al.* 1998).

Discussion

Approximately 4000 national Antarctic programme science and support personnel (COMNAP <https://www.comnap.aq/facilities>, accessed 2009) and 30 000 tourists now land in Antarctica each year (IAATO http://www.iaato.org/tourism_stats.html, accessed 2009). Each visitor has the potential to carry propagules from their port of departure into the Antarctic. Moreover, each visitor that moves between sites within the Antarctic has the potential to transport propagules between areas within the region. Many operators implement stringent pre-arrival biosecurity procedures to limit the introduction of NIS from temperate regions into the Antarctic (de Villiers *et al.* 2006, Mansfield & Gilbert 2008) and biosecurity policies have doubtless reduced propagule pressure and NIS establishment. By contrast, although the theoretical risk of intra-regional transfer has been acknowledged for some time, biosecurity interventions for visitors travelling between locations in the Antarctic are often lacking (Hughes & Convey 2010). Our results clearly demonstrate that expeditioners have the potential to transfer the seeds of vascular plants between regions within the Antarctic and thus provide the first empirical evidence for the urgent need for the development of effective intra-regional biosecurity measures to mitigate this threat. Whilst the study

focuses on vascular plant seeds as an exemplar group, and the number of vascular plants on the Antarctic continent is known to be small (Frenot *et al.* 2005), two reasons exist to consider the implications of our work more general. First, the number of sites at which alien vascular plants are establishing along the peninsula and Scotia Arc islands is increasing (Chwedorzewska 2008, Smith & Richardson 2011). Second, microbial species might be similarly or more easily entrained along with soil, as was found on many of the items here (see also Hughes *et al.* 2010).

In the case of the Prince Edward Islands, the risk of propagule transfer between the two islands is substantial as Marion Island harbours eighteen non-indigenous vascular plant species, while Prince Edward Island only has three (Gremmen & Smith 2008). This risk was recognised by the islands management committee who imposed a total ban of personnel moving directly from Marion Island to Prince Edward Island. However, in the Antarctic Peninsula and Scotia Arc islands, where levels of visitation are some of the highest in the region, different islands fall under different jurisdictions and management. Whilst restriction of movement is possible in a national area, such as South Georgia, it is not possible in areas subject to the Antarctic Treaty. Therefore implementation of effective biosecurity procedures, such as gear cleaning, is generally the only logistically feasible approach.

At within-island scales, the movement of NIS by expeditioners can also have considerable ecological implications. On Southern Ocean islands, populations of NIS commonly establish around research stations, where all cargo and expeditioners are initially offloaded (Bergstrom & Smith 1990, Gremmen & Smith 1999). Once a founder population is established, the NIS may further its distribution by natural means such as wind or animal dispersal or in some cases by human movements. Expeditioners travelling from highly invaded areas surrounding research stations to remote field sites may inadvertently facilitate rapid range expansion and jump dispersal, substantially increasing the rate of spread of NIS on a within-island scale. Jump dispersal is thought to have played a major role in the spread of alien species in the region both at an inter-island and intra-island scale (Frenot *et al.* 2001, Ryan *et al.* 2003, Lee *et al.* 2009).

Although the numbers of seeds carried by expeditioners is considerable, the taxonomic diversity of those species is relatively small. A similar suite of NIS was found on passengers arriving at (see Lee & Chown 2009a for complete list of species found) and departing from the island. This suggests that commonly encountered species are more commonly transported. Indeed, the most commonly entrained non-indigenous species *Agrostis stolonifera*, *Poa annua* L. and *Sagina procumbens*, are ubiquitous at the port of departure (J. Lee personal observation) and are also widespread in the area surrounding the research station on Marion Island (Gremmen 1975). More generally, three of the six NIS entrained in clothing were from the family Poaceae

and included *Poa annua* which is the one of only two non-indigenous vascular plant species known to have established in the Antarctic Peninsula region (Frenot *et al.* 2005, Chwedorzewska 2008). The prevalence of propagules from the family Poaceae reflects not only a family which is known to contain considerable numbers of invasives worldwide (Pyšek 1998), but also contains 37 of the 108 species known to have been introduced to the Antarctic region (Frenot *et al.* 2005).

On a practical level, the mitigation of intra-regional propagule movements follows the same principles as mitigation measures aimed to reduce inter-regional movements. Low cost measures including the inspection and cleaning of high-risk items such as socks and waterproof outer clothing of those who have spent substantial amounts of time in the field and ensuring that organisms which have been collected for scientific experiments in one area are not released into another area would substantially reduce the risk of intra-regional transfer. As transits between regions are typically via ship enough time is available for such gear inspections and cleaning (Whinam *et al.* 2005, de Villiers & Cooper 2008). Perhaps the greatest challenge for managers seeking to reduce the threat of intra-regional propagule movements is to identify what is an effective spatial scale over which to implement biosecurity procedures. For practical purposes it is often national boundaries which delimit the extent of management interventions, with the majority of interventions taking place between islands or between stations operated by different nationalities. However, in cases where habitats are discontinuous (such as islands within an archipelago or individual nunataks in a mountain range) smaller management units may be required to prevent the movement of species between geographically isolated regions which have substantially different biodiversity within the same national boundary. In the Antarctic this may be especially important given increasing evidence of cryptic species and substantially differentiated populations (Myburgh *et al.* 2007, McGaughran *et al.* 2010, Torricelli *et al.* 2010, Mortimer *et al.* 2011).

Acknowledgements

The South African national Antarctic Programme is thanked for logistic support. Peter le Roux, Anne Treasure and two anonymous reviewers provided helpful comments on a draft version of the ms.

References

- ANONYMOUS. 1996. *Prince Edward Islands Management Plan*. Pretoria, South Africa: Department of Environmental Affairs and Tourism.
- BARNES, D.K.A. 2002. Invasions by marine life on plastic debris. *Nature*, **416**, 808–809.
- BARNES, D.K.A. & FRASER, K.P.P. 2003. Rafting by five phyla on man-made flotsam in the Southern Ocean. *Marine Ecology Progress Series*, **262**, 289–291.
- BERGSTROM, D.M. & SMITH, V.R. 1990. Alien vascular flora of Marion and Prince Edward Islands: new species, present distribution and status. *Antarctic Science*, **2**, 301–308.
- CHWEDORZEWSKA, K.J. 2008. *Poa annua* L. in Antarctic: searching for the source of introduction. *Polar Biology*, **31**, 263–268.
- DE VILLIERS, M.S. & COOPER, J. 2008. Conservation and management. In CHOWN, S.L. & FRONEMAN, P.W., eds. *The Prince Edward Islands: land-sea interactions in a changing ecosystem*. Stellenbosch: African SunMedia, 301–330.
- DE VILLIERS, M.S., COOPER, J., CARMICHAEL, N., GLASS, J.P., LIDDLE, G.M., MCIVOR, E., MICOL, T. & ROBERTS, A. 2006. Conservation management at Southern Ocean Islands: towards the development of best practice guidelines. *Polarforschung*, **75**, 113–131.
- DUNCAN, R.P., BLACKBURN, T.M. & SOL, D. 2003. The ecology of bird introductions. *Annual Review of Ecology, Evolution and Systematics*, **34**, 71–98.
- FANCIULLI, P.P., SUMMA, D., DALLAI, R. & FRATI, F. 2001. High levels of genetic variability and population differentiation in *Gressittacantha terranova* (Collembola, Hexapoda) from Victoria Land, Antarctica. *Antarctic Science*, **13**, 246–254.
- FRENOT, Y., GLOAGUEN, J.C., MASSE, L. & LEBOUVIER, M. 2001. Human activities, ecosystem disturbance and plant invasions in sub-Antarctic Crozet, Kerguelen and Amsterdam Islands. *Biological Conservation*, **101**, 33–50.
- FRENOT, Y., CHOWN, S.L., WHINAM, J., SELKIRK, P.M., CONVEY, P., SKOTNICKI, M. & BERGSTROM, D.M. 2005. Biological invasions in the Antarctic: extent, impacts and implications. *Biological Reviews*, **80**, 45–72.
- GREMME, N.J.M. 1975. The distribution of alien vascular plants on Marion and Prince Edward islands. *South African Journal of Antarctic Research*, **5**, 25–30.
- GREMME, N.J.M. & SMITH, V.R. 1999. New records of alien vascular plants from Marion and Prince Edward Islands, sub-Antarctic. *Polar Biology*, **21**, 401–409.
- GREMME, N.J.M. & SMITH, V.R. 2008. Terrestrial vegetation and dynamics. In CHOWN, S.L. & FRONEMAN, P.W., eds. *The Prince Edward Islands: land-sea interactions in a changing ecosystem*. Stellenbosch: African SunMedia, 215–244.
- GREMME, N.J.M., CHOWN, S.L. & MARSHALL, D.J. 1998. Impact of the introduced grass *Agrostis stolonifera* on vegetation and soil fauna communities at Marion Island, sub-Antarctic. *Biological Conservation*, **85**, 223–231.
- HUGHES, K.A. & CONVEY, P. 2010. The protection of Antarctic terrestrial ecosystems from inter- and intra-continental transfer of non-indigenous species by human activities: a review of current systems and practices. *Global Environmental Change*, **20**, 92–112.
- HUGHES, K.A., CONVEY, P., MASLEN, N.R. & SMITH, R.I.L. 2010. Accidental transfer of non-native soil organisms into Antarctica on construction vehicles. *Biological Invasions*, **12**, 875–891.
- JOHNSON, J.B. & OMLAND, K.S. 2004. Model selection in ecology and evolution. *Trends in Ecology and Evolution*, **19**, 101–108.
- JONES, A.G., CHOWN, S.L., RYAN, P.G., GREMME, N.J.M. & GASTON, K.J. 2003. A review of conservation threats on Gough Island: a case study for terrestrial conservation in the Southern Oceans. *Biological Conservation*, **113**, 75–87.
- KLIBER, A. & ECKERT, C.G. 2005. Interaction between founder effect and selection during biological invasion in an aquatic plant. *Evolution*, **59**, 1900–1913.
- LEE, J.E. & CHOWN, S.L. 2007. *Mytilus* on the move: transport of an invasive bivalve to the Antarctic. *Marine Ecology Progress Series*, **339**, 307–310.
- LEE, J.E. & CHOWN, S.L. 2009a. Breaching the dispersal barrier to invasion: quantification and management. *Ecological Applications*, **19**, 1944–1959.
- LEE, J.E. & CHOWN, S.L. 2009b. Quantifying the propagule load associated with the construction of an Antarctic research station. *Antarctic Science*, **21**, 471–475.

- LEE, J.E. & CHOWN, S.L. 2009c. Temporal development of hull-fouling assemblages associated with an Antarctic supply vessel. *Marine Ecology Progress Series*, **386**, 97–105.
- LEE, J.E., JANION, C., MARAIS, E., VAN VUUREN, B.J. & CHOWN, S.L. 2009. Physiological tolerances account for range limits and abundance structure in an invasive slug. *Proceedings of the Royal Society of London*, **B276**, 1459–1468.
- LEWIS, P.N., BERGSTROM, D.M. & WHINAM, J. 2006. Barging in: a temperate marine community travels to the sub-Antarctic. *Biological Invasions*, **8**, 787–795.
- LEWIS, P.N., HEWITT, C.L., RIDDLE, M. & McMINN, A. 2003. Marine introductions in the Southern Ocean: an unrecognised hazard to biodiversity. *Marine Pollution Bulletin*, **46**, 213–223.
- MANSFIELD, B. & GILBERT, N. 2008. Availability and applicability of legal tools for managing non-native species. In ROGAN-FINNEMORE, M., ed. *Non-native species in the Antarctic*. Gateway Antarctica Special Publication, Christchurch, New Zealand, 131–164.
- MCGAUGHRAN, A., TORRICELLI, G., CARAPELLI, A., FRATI, F., STEVENS, M.I., CONVEY, P. & HOGG, I.D. 2010. Contrasting phylogeographical patterns for springtails reflect different evolutionary histories between the Antarctic Peninsula and continental Antarctica. *Journal of Biogeography*, **37**, 103–119.
- MORTIMER, E., JANSEN VAN VUUREN, B., LEE, J.E., MARSHALL, D.J., CONVEY, P. & CHOWN, S.L. 2011. Mite dispersal among the Southern Ocean Islands and Antarctica before the last glacial maximum. *Proceedings of the Royal Society of London*, 10.1098/rspb.2010.1799.
- MYBURGH, M., CHOWN, S.L., DANIELS, S.R. & VAN VUUREN, B.J. 2007. Population structure, propagule pressure, and conservation biogeography in the sub-Antarctic: lessons from indigenous and invasive springtails. *Diversity and Distributions*, **13**, 143–154.
- PHELOUNG, P.C., WILLIAMS, P.A. & HALLOY, S.R. 1999. A weed risk assessment model for use as a biosecurity tool evaluating plant distributions. *Journal of Environmental Management*, **57**, 239–251.
- PYŠEK, P. 1998. Is there a taxonomic pattern to plant invasions? *Oikos*, **82**, 282–294.
- R DEVELOPMENT CORE TEAM. 2010. *R: a language and environment for statistical computing*. Vienna: R Foundation for Statistical Computing, <http://www.R-project.org>.
- RICHARDSON, D.M. & PYŠEK, P. 2006. Plant invasions: merging the concepts of species invasiveness and community invisibility. *Progress in Physical Geography*, **30**, 409–431.
- ROGAN-FINNEMORE, M. 2008. *Non-native species in the Antarctic*. Christchurch, New Zealand: Gateway Antarctica Special Publication, 285 pp.
- RYAN, P.G., SMITH, V.R. & GREMMEN, N.J.M. 2003. The distribution and spread of alien vascular plants on Prince Edward Island. *African Journal of Marine Science*, **25**, 555–562.
- SMITH, R.I.L. & RICHARDSON, M. 2011. Fugian plants in Antarctica: natural or anthropogenically assisted immigrants? *Biological Invasions*, **13**, 1–5.
- STEVENS, M.I. & HOGG, I.D. 2003. Long-term isolation and recent range expansion from glacial refugia revealed for the endemic springtail *Gomphiocephalus hodgsoni* from Victoria Land, Antarctica. *Molecular Ecology*, **12**, 2357–2369.
- TORRICELLI, G., CARAPELLI, A., CONVEY, P., NARDI, F., BOORE, J.L. & FRATI, F. 2010. High divergence across the whole mitochondrial genome in the pan-Antarctic springtail *Friesea grisea*: evidence for cryptic species? *Gene*, **449**, 30–40.
- VAN DE WOUW, M., VAN DIJK, P. & HUISKES, A.H.L. 2008. Regional genetic diversity patterns in Antarctic hairgrass (*Deschampsia antarctica* Desv.). *Journal of Biogeography*, **35**, 365–376.
- VOGEL, V., PEDERSEN, J.S., GIRAUD, T., KRIEGER, M.J.B. & KELLER, L. 2010. The worldwide expansion of the Argentine ant. *Diversity and Distributions*, **16**, 170–186.
- WHINAM, J., CHILCOTT, N. & BERGSTROM, D.M. 2005. Subantarctic hitchhikers: expeditioners as vectors for the introduction of alien organisms. *Biological Conservation*, **121**, 207–219.