







## RESEARCH ARTICLE

**REVISED** **Cost-effectiveness and public health impact of RTS,S/AS01<sub>E</sub> malaria vaccine in Malawi, using a Markov static model [version 2; peer review: 2 approved]**Latif Ndeketa <sup>1</sup>, Donnie Mategula <sup>1</sup>, Dianne J. Terlouw <sup>1,2</sup>, Naor Bar-Zeev <sup>3</sup>, Christophe J. Sauboin<sup>4</sup>, Sophie Biernaux<sup>5</sup><sup>1</sup>Malawi-Liverpool-Wellcome Trust Clinical Research Programme, College of Medicine, College of Medicine, University of Malawi, Blantyre, Malawi<sup>2</sup>Liverpool School of Tropical Medicine, Liverpool, L3 5QA, UK<sup>3</sup>International Vaccine Access Center, Department of International Health, 3. Johns Hopkins Bloomberg School of Public Health, Baltimore, MD 21205, USA<sup>4</sup>Boehringer Ingelheim Pharma GmbH & Co.KG, Ingelheim am Rhein, D-55216, Germany<sup>5</sup>Coalition for Epidemic Preparedness Innovations, London, NW1 2BE, UK**V2** First published: 03 Nov 2020, 5:260  
<https://doi.org/10.12688/wellcomeopenres.16224.1>  
Latest published: 12 Aug 2021, 5:260  
<https://doi.org/10.12688/wellcomeopenres.16224.2>**Abstract****Background:** The RTS,S/AS01<sub>E</sub> malaria vaccine is being assessed in Malawi, Ghana and Kenya as part of a large-scale pilot implementation programme. Even if impactful, its incorporation into immunisation programmes will depend on demonstrating cost-effectiveness. We analysed the cost-effectiveness and public health impact of the RTS,S/AS01<sub>E</sub> malaria vaccine use in Malawi.**Methods:** We calculated the Incremental Cost Effectiveness Ratio (ICER) per disability-adjusted life year (DALY) averted by vaccination and compared it to Malawi's mean per capita Gross Domestic Product. We used a previously validated Markov model, which simulated malaria progression in a 2017 Malawian birth cohort for 15 years. We used a 46% vaccine efficacy, 75% vaccine coverage, USD5 estimated cost per vaccine dose, published local treatment costs for clinical malaria and Malawi specific malaria indicators for interventions such as bed net and antimalarial use. We took a healthcare provider, household and societal perspective. Costs were discounted at 3% per year, no discounting was applied to DALYs. For public health impact, we calculated the DALYs, and malaria events averted.**Results:** The ICER/DALY averted was USD115 and USD109 for the health system perspective and societal perspective respectively, lower than GDP per capita of USD398.6 for Malawi. Sensitivity analyses exploring the impact of variation in vaccine costs, vaccine coverage rate and coverage of four doses showed vaccine implementation would be cost-effective across a wide range of different outcomes. RTS,S/AS01 was predicted to avert a median of 93,940 (range**Open Peer Review****Reviewer Status**  

Invited Reviewers

1

2

**version 2**

(revision)

12 Aug 2021



report

**version 1**

03 Nov 2020



report



report

1. **Liriye Kurtovic**, Monash University, Burnet Institute, Melbourne, Australia
2. **Suraj Chawla** , Shaheed Hasan Khan Mewati Government Medical College, Nalhar, India

Any reports and responses or comments on the article can be found at the end of the article.

20,490–126,540) clinical cases and 394 (127–708) deaths for the three-dose schedule, or 116,480 (31,450–160,410) clinical cases and 484 (189–859) deaths for the four-dose schedule, per 100 000 fully vaccinated children.

**Conclusions:** We predict the introduction of the RTS,S/AS01 vaccine in the Malawian expanded programme of immunisation (EPI) likely to be highly cost effective.

### Keywords

Malaria, Malawi, cost-effectiveness, RTS, S, vaccine, Markov Chain, Modelling



This article is included in the [Malawi-Liverpool Wellcome Trust Clinical Research Programme gateway](#).

**Corresponding author:** Latif Ndeketa ([Indeketa@mlw.mw](mailto:Indeketa@mlw.mw))

**Author roles:** **Ndeketa L:** Conceptualization, Data Curation, Formal Analysis, Investigation, Methodology, Project Administration, Validation, Visualization, Writing – Original Draft Preparation, Writing – Review & Editing; **Mategula D:** Conceptualization, Data Curation, Formal Analysis, Project Administration, Writing – Review & Editing; **Terlouw DJ:** Writing – Review & Editing; **Bar-Zeev N:** Writing – Review & Editing; **Sauboin CJ:** Formal Analysis, Methodology, Software, Supervision, Writing – Review & Editing; **Biernaux S:** Conceptualization, Formal Analysis, Supervision, Writing – Review & Editing

**Competing interests:** GlaxoSmithKline Biologicals SA was provided the opportunity to review a preliminary version of this manuscript for factual accuracy, but the authors are solely responsible for final content and interpretation. CJS and SB were GSK employees at the time when this work was carried out. LN, DJT declare receiving salary support from GSK as co-investigator and principal investigator for the GSK sponsored EPIMAL002 and 005 studies

**Grant information:** LN is supported by Wellcome through the core grant to the Malawi Major Overseas Programme (grant 206545). DM is funded by the Wellcome under the Wellcome Masters Fellowship in Public Health and Tropical Medicine (grant 205324). This work is not funded by any grant; however, conception of this work started while LN was supported by the Bill and Melinda Gates Foundation to do a Masters in Vaccinology at the University of Siena Italy.

*The funders had no role in study design, data collection and analysis, decision to publish, or preparation of the manuscript.*

**Copyright:** © 2021 Ndeketa L *et al.* This is an open access article distributed under the terms of the [Creative Commons Attribution License](#), which permits unrestricted use, distribution, and reproduction in any medium, provided the original work is properly cited.

**How to cite this article:** Ndeketa L, Mategula D, Terlouw DJ *et al.* **Cost-effectiveness and public health impact of RTS,S/AS01 malaria vaccine in Malawi, using a Markov static model [version 2; peer review: 2 approved]** Wellcome Open Research 2021, 5:260 <https://doi.org/10.12688/wellcomeopenres.16224.2>

**First published:** 03 Nov 2020, 5:260 <https://doi.org/10.12688/wellcomeopenres.16224.1>

**REVISED Amendments from Version 1**

This manuscript has been updated to address comments from Reviewers 1 and 2. The main changes are:

The introduction has been expanded as requested by both reviewers, which now includes the malaria epidemiology in Malawi, vaccine efficacy data and the RTS,S vaccine introduction process in Malawi.

We have provided a clearer model [Figure 1](#).

**Any further responses from the reviewers can be found at the end of the article**

## Introduction

Malaria is one of the most important causes of under-five morbidity and mortality in Malawi. Over the past 10 years, Malawi has substantially scaled up available malaria control tools, such as insecticide treated bed nets (ITN) and artemisinin-based combination (ACTs) treatments. During this period, the national parasite prevalence in young children has reduced by 44% (from 43% to 24% in 2010 and 2017 respectively) and mortality due to malaria has halved<sup>1-3</sup>. In 2017, the National Malaria Control Programme laid out a five-year Malaria strategic plan (2018–2022). The strategy has two main aims; to reduce malaria incidence by at least 50% from a 2016 baseline of 386 per 1000 population to 193 per 1000 and reduce malaria deaths by at least 50% from 23 per 100,000 population to 12 per 100,000 population by 2022. As of 2019, there were over 286, 000 malaria cases per 1,000 people and 13 malaria attributable deaths per 100,000 people<sup>4</sup>. With the current trajectory, there is still need of additional malaria control measures to meet these goals and to eventually eliminate malaria. There is a need to further enhance the interventions already in place but it is also critical that we explore additional tools in the battle against malaria. One of this is the introduction of prophylactic vaccination against *P. falciparum* parasite.

The RTS,S/AS01<sub>E</sub> (henceforth RTS,S) is the first malaria vaccine to receive a conditional approval for use in under-five children living in moderate-to-high malaria burden settings following a large-scale Phase III study in Sub-Saharan Africa. RTS,S vaccine. The vaccine's clinical efficacy against all clinical episodes of malaria was 51% (95% CI, 47- 55) in the 5–17 month age group after 12 months following the first 3 doses across trial all sites. The efficacy decreased to 46% (95% CI, 41.7–49.5) after 18 months follow up for the same group and dosage. The vaccine efficacy for the trial period of 48 months median follow up (after the first dose) was 26% (95% CI, 21–31) among subjects who received a 3-dose schedule and 39% (95% CI, 34–43) among those who received a 4 dose schedule<sup>5</sup>.

Malawi is one of three countries participating in a large-scale pilot implementation programme of the RTS,S AS01<sub>E</sub> (GSK) malaria vaccine (henceforth RTS,S)<sup>6</sup>. Even if impactful, its cost-effectiveness will be a crucial determinant of subsequent introduction<sup>7</sup>. Malawi is supported by Gavi, the global vaccine

alliance, for funding existing vaccines and for introduction of any new vaccines. Gavi eligibility is based upon a World Bank determined inflation-adjusted Gross National Income per capita (GNI pc) below a US\$1,580 threshold<sup>8</sup>, Malawi's current GNI pc is \$380<sup>9</sup>. Malawi is required to finance a proportion of vaccine cost, equivalent to US\$0.20 per dose.

RTS,S has been predicted to be highly cost-effective in areas in sub-Saharan Africa with moderate-to-high malaria transmission across different model approaches<sup>10</sup>. However, health care programmes, vaccination schedules and related cost assumptions vary considerably between LMIC countries. Cognisant of this, national policy makers increasingly seek in-country evidence to inform their decisions. There are no published RTS,S national level cost-effectiveness data for Malawi or for regional countries.

An intervention is considered cost-effective if the incremental cost effectiveness ratio (ICER) per disability adjusted life years (DALYs) averted is less than three times the GDP per capita and is highly cost effective if the ICER per DALY averted is less than the per capita GDP<sup>11</sup>.

We sought to predict the RTS,S cost-effectiveness and public health impact in Malawi.

## Methods

An intervention is considered cost-effective if the ICER per disability-adjusted life year (DALY) averted is less than three times the GDP per capita and is highly cost effective if the ICER per DALY averted is less than the per capita GDP<sup>12</sup>.

### Model description

We used a Markov static cohort model developed by GSK for the RTS,S vaccine that has been validated for sub-Saharan Africa; the model is described in depth by Sauboin *et al.*<sup>13</sup>. The model simulates a birth cohort followed over 15 years under fixed-exposure levels of malaria transmission, taking into account parameters reflecting healthcare provider and societal perspective to calculate the incremental cost effectiveness ratio per DALY averted (ICER) of the RTS,S vaccine<sup>13</sup>.

[Figure 1](#) is a diagrammatic representation of the model. The model has compartments susceptible (S), infected (I), clinical disease (C) and severe disease (F) divided into six successive immunity levels following each infection levels.

The model assumes initial protection against malaria from maternal antibodies (M)<sup>14</sup>. Neonates are considered either protected from (M) or are susceptible to (S1) malaria infection. Initial immunity is presumed to wane exponentially over three months, leaving the child susceptible to infection. An infected (I1) child will have asymptomatic parasitaemia which clears and susceptibility returns (Si), or the child will develop clinical disease (C1). From clinical disease a child may recover (r1) or develop severe disease (F1) where they could either survive returning to a susceptible state or they could die. Immunity is enhanced every level from an asymptomatic state to clinical malaria and to severe disease. The model permits up to six



**Table 1. Model inputs.**

Parameter	Description and value
Transmission intensity	More than half of the population (54.5%) fell in the moderate intensity category, 42.2% in the high intensity category and only 3.4% were in the low intensity category. Assumed fixed seasonal <sup>23</sup>
Access to case management	38% <sup>24</sup>
Bed net coverage	82% own at least one bed net <sup>24</sup>
Vaccine efficacy	Clinical malaria 46% (95% CI 42% to 50%) Severe malaria 34% (95% CI 15% to 48%)
Vaccine schedule	In Malawi, the first dose of the RTS,S/AS01 vaccine is expected to be administered to children at 5 months with the second and third at one month intervals; the fourth dose is to be given 15–18 months after the third dose.
Vaccine coverage	The coverage of dose 3 of RTS,S was estimated at 75% of DTP3 coverage to account for the challenge in reaching older children and also for the difference in schedule of the RTS,S with traditional vaccines such as the pentavalent vaccine. Dose 4 coverage of RTS,S was 80% of dose 3.
Cost of vaccination	Vaccine delivery costs USD 2.50 <sup>25</sup> were estimated from the cost of delivering a single dose of the injectable DTP vaccine.
<b>Clinical malaria estimated costs USD</b>	
Healthcare system	USD 8.02 <sup>20,21</sup> . These include drugs, laboratory investigations, staff salaries and facility costs such as laundry, kitchen, sanitation and security.
Household- direct	USD 1.21 <sup>20,21</sup> . These include transportation costs, costs of consultations, drugs and diagnostics.
Household- indirect	USD 0.50 <sup>26</sup> . These are lost income by the carer attributable to the episode of disease
<b>Severe malaria costs USD</b>	
Healthcare system	USD 12.8 <sup>27</sup> These include drugs, laboratory investigations, staff salaries and facility costs such as laundry, kitchen, sanitation and security.
Household- direct	USD 14.1 <sup>21</sup> These include transportation costs, costs of consultations, drugs and diagnostics.
Household- indirect	USD 4.13 <sup>21</sup> These are lost income by the carer attributable to the episode of disease
<b>Sequelae costs USD</b>	
Healthcare system	USD 40.1 <sup>22</sup> The neurological sequelae was adapted by the cost of treatment of malaria sequelae for the Tanzanian health system

the Malawi Malaria Indicator Survey<sup>19</sup>. Vaccine price per dose has not yet been set by GSK, so we assessed a range of costs of USD1, USD5 and USD10. RTS,S delivery in the Malawi EPI was taken from the administration cost pentavalent vaccine<sup>2</sup>. The cost of delivery includes all the necessary materials and health worker time required to administer a vaccine in the EPI. The mean Malawi GDP per capita from 2010 to 2015, as reported by the World Bank, was used to compare with the ICER per DALY averted<sup>28</sup>.

### Sensitivity analysis

Univariate analysis was conducted by running the model through different values of vaccine price and vaccine coverage, as shown in [Table 3](#) and [Table 4](#), whilst the other input parameters were held constant.

### Results

Based on a 15-year cohort of 711,743 children, the model calculated an ICER of USD 115 and 109 per DALY averted

in the health system and the societal perspective respectively compared to no vaccination. Based on a vaccine schedule of four doses, this is less than the Malawi mean GDP per capita of USD 398.6, suggesting that the introduction of RTS,S vaccine to the Malawian EPI programme would be highly cost-effective. The model predicted 721,768 (95% CI: 529,296–894,991) averted clinical malaria cases per year, 14% of current burden. The model demonstrated that 117,260 clinical cases and 700 malaria attributable deaths would be prevented per 100,000 fully vaccinated children per year. The vaccine introduction was also very cost effective at an assumed vaccine price of USD 1 and USD 10 with four doses of the RTS,S vaccine. We predicted cost savings for the society, healthcare system and household as USD 3,025,521, USD 2,433,777 and USD 591,744, respectively. Healthcare costs contributed to over two-thirds of societal costs.

### Modelling findings

[Table 2](#) shows the cumulative cost-effectiveness results for a birth cohort followed up over 15 years, using assumed

vaccine prices of USD 1, USD 5, and USD 10. At USD 5, the ICER was 115 USD per DALY averted. At USD 1 vaccine price the ICER was USD 40 per DALY averted and at USD 10 the ICER was USD 209 per DALY averted. We showed that the vaccine would remain very cost-effective even at an inflated

vaccine price of USD 10 per dose. However, the societal cost savings remain unchanged with a change in vaccine price.

Table 3 shows the cumulative public health impact results over 15 years with comparison of different vaccine coverage versus

**Table 2. Discounted cost-effectiveness results over a 15-year period.**

Variable	No vaccination	6–9m schedule plus 4 <sup>th</sup> dose			Cost savings*
		USD 1 per dose	USD 5 per dose	USD 10 per dose	
Healthcare system ICER (USD per DALY averted)	---	40	115	209	---
Societal ICER (USD per DALY averted)	---	34	109	202	---
DALYs	1,237,356	1,176,557	1,176,557	1,176,557	96,799
Vaccination costs	---	6,334,532	13,573,997	22,623,329	---
Healthcare system costs	26,396,028	23,962,251	23,962,251	23,962,251	2,433,777
Incremental costs for healthcare system		3,900,755	11,140,220	20,189,552	
Household costs	6,576,176	5,984,432	5,984,432	5,984,432	591,744
Societal costs*	32,972,204	29,946,683	29,946,683	29,946,683	3,025,521
Incremental costs for the society		3,309,011	10,548,476	19,597,808	

DALY = disability-adjusted life year; ICER = Incremental Cost Effectiveness Ratio. Note 1. Societal costs = health care system + household level costs.

\* Cost savings are the difference in costs between no vaccination scenario and vaccination scenario

**Table 3. Public health impact results cumulative over a period of 15 years.**

Events averted	Absolute vaccine coverage				
	93% <sup>β</sup>	85%	75%	65%	55%
DALYs	120,101	109,706	96,799	83,893	70,986
malaria cases	13,424,866	12,270,057	10,826,521	9,382,985	7,939,449
severe malaria cases	313,359	286,403	252,709	219,014	185,320
malaria hospitalisations	260,329	237,935	209,943	181,950	153,958
malaria deaths	81,824	74,786	65,987	57,189	48,391

<sup>β</sup>=coverage of DTP3 in Malawi.

**Table 4. Events averted across different outcome.**

Events averted	Assessed scenario		
	Over a 15 year follow up (% reduction compared with no vaccination)	Average per year	per 100,000 vaccines
malaria cases	10,826,521 (14%)	721,768	117,260
severe malaria cases	252,709 (11%)	16,847	2,737
malaria hospitalisations	209,943 (11%)	13,996	2,274
malaria deaths	65,987 (11%)	4,993	714.7



the number of malaria clinical cases averted. The number of DALYs and malaria cases and deaths avoided are largely dependent on the vaccine coverage in the population. At an assumed coverage of 75% of DTP3 coverage, the model predicted 10,826,521 clinical cases averted (Table 4). This is equal to 721,768 malaria clinical cases per year. The highest number of malaria clinical cases avoided was with a 93% vaccine coverage which is similar to current DTP3 coverage for Malawi. Table 5 shows the comparison in vaccine cost-effectiveness between a three-dose schedule and a four-dose schedule with an assumed vaccine price of USD 5 per dose. It shows that more DALYs are averted with a four-dose schedule than a three-dose schedule, but a four-dose schedule has higher societal costs because of ancillary costs associated with an additional visit.

## Discussion

This analysis has shown that the introduction of the RTS,S vaccine in the Malawi EPI would be a highly cost-effective malaria intervention. Cost-effectiveness of interventions affects decisions to introduce and invest in their sustainable use. Additional economic analyses will further inform budget impact, domestic funding required and long-term financial sustainability of such interventions. With the Markov model, we predicted the incremental cost-effectiveness ratio and public health impact of vaccinating children with four doses of RTS,S as recommended by WHO in the pilot implementation programme.

As the vaccine price is currently unknown, we tested the model at different vaccine prices with other input parameters held constant to determine if the vaccine programme would remain cost-effective. Our results showed that even at an inflated vaccine price of USD 10 per dose, the ICER per DALY calculated was USD 209 suggesting the RTS,S vaccination programme would remain highly cost-effective. We analysed the cost-effectiveness ratio of a three-dose versus a four-dose schedule of the RTS,S vaccine programme. Despite higher vaccine and delivery costs of the four-dose than three-dose schedule, cost-effectiveness is maintained due to greater DALYs averted with the four-dose schedule.

Malawi introduced the Rotavirus vaccine (Rotarix, GSK), in 2012. Similar to RTS,S, Rotarix is a moderately (64%) efficacious

vaccine against rotavirus acute gastro-enteritis in Malawi<sup>29</sup>. A cost-effectiveness analysis in Malawi found it to be highly cost-effective with USD 5.07 ICER per DALY averted with GAVI co-financing and USD 74.73 at vaccine market price<sup>20</sup>. Rotarix is expectedly more cost-effective than RTS,S as it is delivered in the same schedule and existing vaccine delivery infrastructure as other existing EPI vaccines. The first RTS,S dose will be at 5 months and the last dose at 24 months. This means RTS,S will require a separate immunisation schedule driving the vaccine delivery costs higher. In addition, Rotarix is an oral vaccine with only two doses priced below USD 2.3 per dose whilst RTS,S is an injectable vaccine and has a four-dose schedule with a price assumed to be USD 5 per dose.

The WHO harmonisation exercise on RTS,S cost-effective analysis for sub-Saharan Africa involved four modelling groups: The Institute for Disease Modeling (EMOD-DTK), GSK Vaccines (GSK), Imperial College London (Imperial), and the Swiss Tropical and Public Health Institute (OpenMalaria)<sup>30</sup>. The EMOD DTK model is a discrete, stochastic, individual-based model for malaria in either local or spatially distributed settings. The model accounts for the combined effect of an extensive set of both vector- and human-directed interventions<sup>31,32</sup>. The Imperial College model is a stochastic, individual-based simulation of a single population of humans linked to a stochastic compartmental model for mosquitoes<sup>33</sup>. The model includes larval stages as well as adult female mosquitoes to capture the feedback of vector control that kills adult mosquitoes in the population dynamics<sup>34</sup>. Swiss TPH – OpenMalaria is a stochastic, individual-based, single location simulation model of malaria in humans<sup>35</sup> linked to a deterministic models of malaria in mosquitoes<sup>36</sup>. The simulation model includes sub-models of infection of humans<sup>37</sup>, blood-stage parasite densities<sup>38</sup>, infectiousness to mosquitoes as a lagged function of asexual parasite density<sup>39</sup>, incidence of morbidity including severe and hospitalisation and mortality<sup>40</sup>.

The GSK Markov Model has the advantage of considering the three categories of transmission ( $PfPR2 < 5\%$ ,  $5 \leq PfPR \leq 40\%$ ,  $PfPR2-10 > 40\%$ ) and capacity to factor in heterogeneity in exposure among individuals for each transmission level. This model does not report confidence bounds, which is expected

**Table 5. Comparison of public health impact results over 15 years follow-up between the three- and four-dose schedules.**

Events averted	6-9m schedule without a 4 <sup>th</sup> dose	6-9m schedule plus a 4 <sup>th</sup> dose
DALYs	73,361	96,799
malaria cases	8,504,970	10,826,521
severe malaria cases	200,322	252,709
malaria hospitalisations	166,421	209,943
malaria deaths	52,308	65,987

DALY = disability-adjusted life year.

from a cohort model nor can it account for possible herd protection. The GSK cohort-based model was the optimal option as the other models use individual level data which are unavailable in Malawi. Our findings were within the confidence bounds of 116,480 (31,450–160,410) clinical malaria cases averted per 100,000 vaccinated children as predicted by the other three models. The GSK model is unable to capture the effect of herd immunity as compared to the three other models which do. Should herd immunity occur, cost-effectiveness would be greater than our predictions. The modest efficacy of RTS,S and its short duration of protection may limit its potential for reducing the parasite circulation capacity. Our method provides point estimates but not 95% confidence bounds, the latter which require microsimulation on individual data which were unavailable to us. The fourth dose of RTS,S was assumed to restore waning immunity but recent data has shown the efficacy to be lower after dose four.

Models are input dependent. Cost data in Africa are sparse, may be out of date or insufficiently robust. Regional data or neighbouring country data may be used when available. A malaria cost of illness study in Tanzania, Kenya and Ghana estimated clinical malaria and severe malaria costs for household and the healthcare system<sup>41</sup>. Where Malawian data were unavailable, we used Tanzanian data rather than data from Ghana or Kenya. This is because the Tanzanian and Malawian health financing systems are similar, both provide government funded free health care through primary and referral level systems, and both lack a national insurance system or any substantial private health sector<sup>42</sup>. Additionally, direct household cost for clinical malaria was more similar for Malawi (USD 0.5) and Tanzania (USD 0.4) than it was for Kenya (USD 0.7) and Ghana (USD 4.4) Malawi and Tanzania are geographically contiguous and share similar malaria epidemiology.

In the absence of published malaria treatment cost data from the societal perspective, we used rotavirus empirical cost data.

Our data on bed net usage, an important model parameter, was taken from the 2014 Malaria Indicator Survey<sup>19</sup> which preceded the national wide bed net campaign that that distributed over 2.3 million bed nets from November 2014 to February 2015<sup>24</sup>. The RTS,S vaccine is a complementary malaria intervention whose impact on the reduction malaria morbidity is also dependent on the coverage of other interventions such as bed net usage.

Population coverage is crucial to the success of any vaccine programme<sup>43</sup>. RTS,S will be given to older children, aged 5 months, not as part of the standard EPI schedule. Additional, the fourth dose of the RTS,S will be administered to children when they are about 2 years of age. This booster dose will be outside the normal immunisation schedule whilst the first 3 doses will be before the measles vaccine which is given at 9 months. In our study we assumed the RTS,S dose 3 coverage at 75% of DTP3 and the fourth dose to be even lower at 80% of RTS,S of the third dose<sup>44,45</sup>. The coverage rate for the measles vaccine has been above 80% since 2010<sup>44,45</sup> even though the vaccine is given to older children. Almost all Malawians have been affected by malaria, which may translate to high vaccine acceptance despite the non-standard schedule.

## Conclusion

Introduction of the RTS,S/AS01 vaccine would be a highly cost-effective malaria intervention in Malawi. This holds regardless of potential changes to key variables for the vaccine programme. Following full recommendation of vaccine use by WHO, individual level cost-effective analyses will provide more accurate data that can assist other sub-Saharan African countries.

## Data availability

All data underlying the results are available as part of the article and no additional source data are required.

## References

- National Malaria Control Programme (NMCP) and ICF: **Malawi Malaria Indicator Survey**. Maryland UN and IM and R. Malawi. Lilongwe; 2018.
- National Malaria Control Programme (NMCP) [Malawi] and ICF International: **2012 Malawi Malaria Indicator Survey**. 2014; 11–49. [Reference Source](#)
- National Malaria Control Programme (NMCP) [Malawi] and ICF International: **Malawi Malaria Indicator Survey 2014 Ministry of Health National Malaria Control Programme**. 2015. [Reference Source](#)
- Programme National Malaria Control: **Malaria strategic plan 2017–2022**. Malawi: Lilongwe; 2017.
- Partnership SCT: **Efficacy and safety of the RTS,S/AS01 malaria vaccine during 18 months after vaccination: a phase 3 randomized, controlled trial in children and young infants at 11 African sites**. *PLoS Med*. 2014; 11(7): e1001685. [PubMed Abstract](#) | [Publisher Full Text](#) | [Free Full Text](#)
- WHO (World Health Organisation): **ghana-kenya-and-malawi-take-part-who-malaria-vaccine-pilot-programme**. 2017. [Reference Source](#)
- EPI Comprehensive Multi-Year Plan Malawi 2016–2020**. 2015. [Reference Source](#)
- General Guidelines for Applications for all types of Gavi support – New and underused Vaccines Support (NVS) and Health System Strengthening (HSS) – in 2016**. 2016.
- World Bank: **GNI per capita, Atlas method (current US\$) - Malawi** | Data. 2021 [cited 2021 Feb 8]. [Reference Source](#)
- Penny MA, Galactionova K, Tarantino M, *et al.*: **The public health impact of malaria vaccine RTS,S in malaria endemic Africa: country-specific predictions using 18 month follow-up Phase III data and simulation models**. *BMC Med*. 2015; 13: 170. [PubMed Abstract](#) | [Publisher Full Text](#) | [Free Full Text](#)
- Marseille E, Larson B, Kazi DS, *et al.*: **Thresholds for the cost-effectiveness of interventions: Alternative approaches**. *Bull World Health Organ*. 2015 [cited 2021 Jun 2]; 93(2): 118–24. [PubMed Abstract](#) | [Publisher Full Text](#) | [Free Full Text](#)
- Karp L, Traeger C: **Discounting**. *Encycl Energy, Nat Resour Environ Econ*. 2013; 2–3: 286–92.
- Sauboin CJ, Van Bellinghen LA, Van De Velde N, *et al.*: **Potential public health impact of RTS , S malaria candidate vaccine in sub - Saharan Africa : a modelling study**. *Malar J*. 2015; 14: 524. [PubMed Abstract](#) | [Publisher Full Text](#) | [Free Full Text](#)



14. Dobbs KR, Dent AE: **Plasmodium malaria and antimalarial antibodies in the first year of life.** *Parasitology.* 2016; **143**(2): 129–38.  
[PubMed Abstract](#) | [Publisher Full Text](#) | [Free Full Text](#)
15. Statistics UN: **CountryProfile @ data.un.org.** 2017.  
[Reference Source](#)
16. Gething PW, Patil AP, Smith DL, *et al.*: **A new world malaria map: Plasmodium falciparum endemicity in 2010.** *Malar J.* 2011; **10**: 378.  
[PubMed Abstract](#) | [Publisher Full Text](#) | [Free Full Text](#)
17. WHO: **comprehensive Multi-Year Planning (cMYP) A Tool and User Guide for cMYP Costing and Financing.** World Heal Organ [Internet]. 2014.  
[Reference Source](#)
18. Lydon P, Gandhi G, Vandelaer J, *et al.*: **Health system cost of delivering routine vaccination in low- and lower-middle income countries: What is needed over the next decade?** *Bull World Health Organ.* 2014; **92**(5): 382–4.  
[PubMed Abstract](#) | [Publisher Full Text](#) | [Free Full Text](#)
19. **Malawi Malaria Indicator Survey 2014.** 2014.  
[Reference Source](#)
20. Bar-Zeev N, Tate JE, Pecenka C, *et al.*: **Cost-Effectiveness of Monovalent Rotavirus Vaccination of Infants in Malawi: A Postintroduction Analysis Using Individual Patient-Level Costing Data.** *Clin Infect Dis.* 2016; **62** Suppl 2(Suppl 2): S220–8.  
[PubMed Abstract](#) | [Publisher Full Text](#) | [Free Full Text](#)
21. Hendrix N, Bar-Zeev N, Atherly D, *et al.*: **The economic impact of childhood acute gastroenteritis on Malawian families and the healthcare system.** *BMJ Open.* 2017; **7**(9): e017347.  
[PubMed Abstract](#) | [Publisher Full Text](#) | [Free Full Text](#)
22. Sicuri E, Vieta A, Lindner L, *et al.*: **The economic costs of malaria in children in three sub-Saharan countries: Ghana, Tanzania and Kenya.** *Malar J.* 2013; **12**: 307.  
[PubMed Abstract](#) | [Publisher Full Text](#) | [Free Full Text](#)
23. University of Oxford: **Malaria Atlas Project.** 2015.  
[Reference Source](#)
24. National Malaria Control Programme (NMCP), ICF: **Malawi, Malaria Indicator Survey.** 2017; **2**.  
[Reference Source](#)
25. Central Medical Stores Trust: **The Central Medical Stores Trust Catalogue.** 2017.  
[Reference Source](#)
26. Ewing VL, Lalloo DG, Phiri KS, *et al.*: **Seasonal and geographic differences in treatment-seeking and household cost of febrile illness among children in Malawi.** *Malar J.* 2011; **10**: 32.  
[PubMed Abstract](#) | [Publisher Full Text](#) | [Free Full Text](#)
27. Seo MK, Baker P, Ngo KNL: **Cost-effectiveness analysis of vaccinating children in Malawi with RTS,S vaccines in comparison with long-lasting insecticide-treated nets.** *Malar J.* 2014; **13**: 66.  
[PubMed Abstract](#) | [Publisher Full Text](#) | [Free Full Text](#)
28. **Malawi Data [Internet].** [cited 2020 Sep 2].  
[Reference Source](#)
29. Bar-Zeev N, Kapanda L, Tate JE, *et al.*: **Effectiveness of a monovalent rotavirus vaccine in infants in Malawi after programmatic roll-out: An observational and case-control study.** *Lancet Infect Dis.* 2015; **15**(4): 422–8.  
[PubMed Abstract](#) | [Publisher Full Text](#) | [Free Full Text](#)
30. Penny MA, Verity R, Bever CA, *et al.*: **Public health impact and cost-effectiveness of the RTS,S/AS01 malaria vaccine: A systematic comparison of predictions from four mathematical models.** *Lancet.* 2016; **387**(10016): 367–75.  
[PubMed Abstract](#) | [Publisher Full Text](#) | [Free Full Text](#)
31. Wenger EA, Eckhoff PA: **A mathematical model of the impact of present and future malaria vaccines.** *Malar J.* 2013; **12**: 126.  
[PubMed Abstract](#) | [Publisher Full Text](#) | [Free Full Text](#)
32. Eckhoff P: **Mathematical models of within-host and transmission dynamics to determine effects of malaria interventions in a variety of transmission settings.** *Am J Trop Med Hyg.* 2013; **88**(5): 817–27.  
[PubMed Abstract](#) | [Publisher Full Text](#) | [Free Full Text](#)
33. Griffin JT, Hollingsworth TD, Okell LC, *et al.*: **Reducing Plasmodium falciparum malaria transmission in Africa: A model-based evaluation of intervention strategies.** *PLoS Med.* 2010; **7**(8): e1000324.  
[PubMed Abstract](#) | [Publisher Full Text](#) | [Free Full Text](#)
34. White MT, Griffin JT, Churcher TS, *et al.*: **Modelling the impact of vector control interventions on Anopheles gambiae population dynamics.** *Parasit Vectors.* 2011; **4**: 153.  
[PubMed Abstract](#) | [Publisher Full Text](#) | [Free Full Text](#)
35. Smith T, Killeen GF, Maire N, *et al.*: **Mathematical modeling of the impact of malaria vaccines on the clinical epidemiology and natural history of Plasmodium falciparum malaria: Overview.** *Am J Trop Med Hyg.* 2006; **75**(2 Suppl): 1–10.  
[PubMed Abstract](#) | [Publisher Full Text](#)
36. Chitnis N, Hardy D, Smith T: **A Periodically-Forced Mathematical Model for the Seasonal Dynamics of Malaria in Mosquitoes.** *Bull Math Biol.* 2012; **74**(5): 1098–124.  
[PubMed Abstract](#) | [Publisher Full Text](#) | [Free Full Text](#)
37. Smith T, Maire N, Dietz K, *et al.*: **Relationship between the entomologic inoculation rate and the force of infection for Plasmodium falciparum malaria.** *Am J Trop Med Hyg.* 2006; **75**(2 Suppl): 11–8.  
[PubMed Abstract](#) | [Publisher Full Text](#)
38. Maire N, Smith T, Ross A, *et al.*: **A model for natural immunity to asexual blood stages of Plasmodium falciparum malaria in endemic areas.** *Am J Trop Med Hyg.* 2006; **75**(2 Suppl): 19–31.  
[PubMed Abstract](#) | [Publisher Full Text](#)
39. Ross A, Killeen G, Smith T: **Relationships between host infectivity to mosquitoes and asexual parasite density in Plasmodium falciparum.** *Am J Trop Med Hyg.* 2006; **75**(2 Suppl): 32–7.  
[PubMed Abstract](#) | [Publisher Full Text](#)
40. Smith T, Molineaux L, Maire N, *et al.*: **An epidemiologic model of severe morbidity and mortality caused by Plasmodium falciparum.** *Am J Trop Med Hyg.* 2006; **75**(2 Suppl): 63–73.  
[PubMed Abstract](#) | [Publisher Full Text](#)
41. Galactionova K, Bertram M, Lauer J, *et al.*: **Costing RTS,S introduction in Burkina Faso, Ghana, Kenya, Senegal, Tanzania, and Uganda: A generalizable approach drawing on publicly available data.** *Vaccine.* 2015; **33**(48): 6710–8.  
[PubMed Abstract](#) | [Publisher Full Text](#) | [Free Full Text](#)
42. Ministry of Health Zanzibar, National Bureau of Statistics Dar es Salaam, Office of Chief Government Statistician Zanzibar, ICF, USAID, UNICEF, UNFPA: **Tanzania Demographic and Health Survey and Malaria Indicator Survey (TDHS-MIS) 2015-16.** Dar es Salaam, Tanzania, Rockville, Maryland USA. 2016; 172–3.  
[Reference Source](#)
43. Liu F, Enanoria WTA, Zipprich J, *et al.*: **The role of vaccination coverage, individual behaviors, and the public health response in the control of measles epidemics: an agent-based simulation for California.** *BMC Public Health.* 2015; **15**: 447.  
[PubMed Abstract](#) | [Publisher Full Text](#) | [Free Full Text](#)
44. National Statistics Office: **Malawi Demographic and Health Survey 2010.** 2011.  
[Reference Source](#)
45. National Statistical Office: **Malawi MDG Endline Survey 2014.** 2014; 684.  
[Reference Source](#)

# Open Peer Review

Current Peer Review Status:  

---

## Version 2

Reviewer Report 04 October 2021

<https://doi.org/10.21956/wellcomeopenres.18918.r45415>

© 2021 Kurtovic L. This is an open access peer review report distributed under the terms of the [Creative Commons Attribution License](#), which permits unrestricted use, distribution, and reproduction in any medium, provided the original work is properly cited.



**Liriye Kurtovic**

Department of Immunology and Pathology, Monash University, Burnet Institute, Melbourne, Victoria, Australia

I approve the revised version of the manuscript.

**Competing Interests:** No competing interests were disclosed.

**Reviewer Expertise:** Malaria; Immunology; Vaccines

**I confirm that I have read this submission and believe that I have an appropriate level of expertise to confirm that it is of an acceptable scientific standard.**

---

## Version 1

Reviewer Report 26 April 2021

<https://doi.org/10.21956/wellcomeopenres.17820.r43392>

© 2021 Chawla S. This is an open access peer review report distributed under the terms of the [Creative Commons Attribution License](#), which permits unrestricted use, distribution, and reproduction in any medium, provided the original work is properly cited.



**Suraj Chawla** 

Department of Community Medicine, Shaheed Hasan Khan Mewati Government Medical College, Nalhar, Haryana, 122107, India

The authors analysed the cost-effectiveness and public health impact of the RTS,S/AS01<sub>E</sub> malaria vaccine use in Malawi and predicted that introduction of the RTS,S/AS01 vaccine in the Malawian

expanded programme of immunisation (EPI) to be highly cost-effective. The cost-effectiveness of vaccines affects decisions to introduce and invest in their sustainable use. Hence, the study findings are highly relevant in this regard.

I would like to give some suggestions for the authors to consider:

1. The introduction section is very short; they could have included the magnitude of malaria in Malawi in terms of morbidity and mortality data. It would have been better if they had provided information regarding vaccine efficacy, acceptance, and other relevant phase III trial data in the introduction.
2. The authors have used a range of vaccine price per dose, similarly they could have used a range of vaccine efficacy available from existing literature to calculate Incremental Cost-Effective Ratio (ICER), Disability-adjusted Life Year (DALYs) averted, and cost savings. Then it would have been easier for decision-makers to know the cost-effectiveness for a wide range of vaccine efficacy.

**Is the work clearly and accurately presented and does it cite the current literature?**

Yes

**Is the study design appropriate and is the work technically sound?**

Yes

**Are sufficient details of methods and analysis provided to allow replication by others?**

Yes

**If applicable, is the statistical analysis and its interpretation appropriate?**

Yes

**Are all the source data underlying the results available to ensure full reproducibility?**

Yes

**Are the conclusions drawn adequately supported by the results?**

Yes

**Competing Interests:** No competing interests were disclosed.

**Reviewer Expertise:** Vaccinology; Epidemiology; Health system research

**I confirm that I have read this submission and believe that I have an appropriate level of expertise to confirm that it is of an acceptable scientific standard.**

Author Response 30 Jul 2021

**Latif Ndeketa**, College of Medicine, University of Malawi, Blantyre, Malawi

Thank you so much for taking your time to review this paper. Your comments were relevant and thoughtful and we appreciate the improvements they have made to the paper.

“The introduction section is very short; they could have included the magnitude of malaria in Malawi in terms of morbidity and mortality data. It would have been better if they had provided information regarding vaccine efficacy, acceptance, and other relevant phase III trial data in the introduction.”

**Response:** This has been added

“The authors have used a range of vaccine price per dose, similarly they could have used a range of vaccine efficacy available from existing literature to calculate Incremental Cost-Effective Ratio (ICER), Disability-adjusted Life Year (DALYs) averted, and cost savings. Then it would have been easier for decision-makers to know the cost-effectiveness for a wide range of vaccine efficacy.

**Response:** Thank you for this comment. We used is a cohort model and intrinsically the efficacy declines over time so the cost effectiveness and public health impact calculated account for that

**Competing Interests:** None

Reviewer Report 19 February 2021

<https://doi.org/10.21956/wellcomeopenres.17820.r42239>

© 2021 Kurtovic L. This is an open access peer review report distributed under the terms of the [Creative Commons Attribution License](#), which permits unrestricted use, distribution, and reproduction in any medium, provided the original work is properly cited.



### Liriye Kurtovic

Department of Immunology and Pathology, Monash University, Burnet Institute, Melbourne, Victoria, Australia

Ndeketa et al., analyzed the cost-effectiveness and public health benefit of implementing the RTS,S/AS01 malaria vaccine in Malawian children. They authors found that the ICER/DALY averted was lower than the GDP per capita, supporting that RTS,S implementation is highly cost effective and beneficial in reducing malaria clinical cases and deaths. Given that RTS,S is currently being evaluated in a pilot implementation program, these findings are highly relevant and timely, and may contribute to further decision-making regarding the wider implementation of RTS,S.

I have concerns regarding the assumption that VE over 15 years is 46% against clinical malaria. i) In the phase 3 trial, 46% VE was calculated in children who received three vaccine doses over an 18-month follow-up. Why was the overall VE used and not the VE from the Malawi study site (Lilongwe), which was 42%? ii) The Methods state that the 4th dose was assumed to restore VE. However, in the phase 3 trial, VE in children who received the 4th dose was only 36% after a 4-year follow-up. Therefore, the booster dose did not restore VE (which continued to wane since the 18-month follow-up). Further, other trials have shown RTS,S vaccine efficacy to rapidly wane within years after immunization (Olotu et al., N Eng J Med 2016<sup>1</sup>). iii) There is no evidence that RTS,S vaccine efficacy remains moderate at 46% for 15 years. These are incredibly important limitations

to the model presented. I would suggest the assumed VE needs to be revised, or this limitation must be further emphasised in the discussion section (along with relevant published data on the true longevity of vaccine efficacy over time).

I have several minor comments for the authors to consider:

1. The introduction section is very brief and would benefit from additional background discussion on the RTS,S malaria vaccine. In particular, important information from the phase 3 trial as the model is based on a 4-dose vaccine regimen (which was tested in the phase 3 trial) and vaccine efficacy against clinical/severe malaria were also based on data from the phase 3 trial (in children).

2. Figure 1 appears quite blurred, could a higher-resolution image be uploaded?

3. The Methods "Sensitivity analysis" subsection says that univariate analysis was performed – are these data shown? If not, this should be specified.

Please note that I do not have expertise in modelling or cost-effective analysis and cannot confirm the analysis and interpretation are appropriate. However, the model has been previously validated in a peer-reviewed manuscript.

## References

1. Olotu A, Fegan G, Wambua J, Nyangweso G, et al.: Seven-Year Efficacy of RTS,S/AS01 Malaria Vaccine among Young African Children. *N Engl J Med*. 2016; **374** (26): 2519-29 [PubMed Abstract](#) | [Publisher Full Text](#)

**Is the work clearly and accurately presented and does it cite the current literature?**

Yes

**Is the study design appropriate and is the work technically sound?**

Yes

**Are sufficient details of methods and analysis provided to allow replication by others?**

Yes

**If applicable, is the statistical analysis and its interpretation appropriate?**

I cannot comment. A qualified statistician is required.

**Are all the source data underlying the results available to ensure full reproducibility?**

Yes

**Are the conclusions drawn adequately supported by the results?**

Yes

**Competing Interests:** No competing interests were disclosed.

**Reviewer Expertise:** Malaria; Immunology; Vaccines

**I confirm that I have read this submission and believe that I have an appropriate level of**



**expertise to confirm that it is of an acceptable scientific standard, however I have significant reservations, as outlined above.**

Author Response 30 Jul 2021

**Latif Ndeketa**, College of Medicine, University of Malawi, Blantyre, Malawi

Dear Liriye Kurtovic,

Thank you so much for taking your time to review this paper. Your comments were relevant and thoughtful and we appreciate the improvements they have made to the paper.

"Why was the overall VE used and not the VE from the Malawi study site (Lilongwe), which was 42%?" **Response:**

As the phase III trial was a multicenter trial (11 centers), using Malawi specific efficacy would be invalid as it would not be representative of the sample size which was necessary to detect a difference in protection between the vaccinated group and the control group.

"The Methods state that the 4th dose was assumed to restore VE. However, in the phase 3 trial, VE in children who received the 4th dose was only 36% after a 4-year follow-up"

Response:

"There is no evidence that RTS,S vaccine efficacy remains moderate at 46% for 15 years."

Response:

"The introduction section is very brief and would benefit from additional background discussion on the RTS,S malaria vaccine. In particular, important information from the phase 3 trial as the model is based on a 4-dose vaccine regimen (which was tested in the phase 3 trial) and vaccine efficacy against clinical/severe malaria were also based on data from the phase 3 trial (in children)."

Response: This has been amended

"Figure 1 appears quite blurred, could a higher-resolution image be uploaded?"

Response: This has been corrected

"The Methods "Sensitivity analysis" subsection says that univariate analysis was performed – are these data shown? If not, this should be specified."

Text has been added to indicate that the results of the sensitivity analyses are in tables 3 and 4

"There is no evidence that RTS,S vaccine efficacy remains moderate at 46% for 15 years."

Response: Thank you for the comment, the model follows a stochastic process following a birth cohort for 15 years. This does not indicate the vaccine efficacy of the vaccine remains protective for 15 years. We have rephrased this sentence to clear any misunderstanding

"The Methods state that the 4th dose was assumed to restore VE. However, in the phase 3 trial, VE in children who received the 4th dose was only 36% after a 4-year follow-up.:"

Response: Thank you for this comment. We have rephrased the sentence to reflect what the 4<sup>th</sup> dose does i.e boosting waning immunity

**Competing Interests:** None