



UNIVERSITÀ
DEGLI STUDI
FIRENZE

FLORE

Repository istituzionale dell'Università degli Studi di Firenze

The polyhedral nature of selenium-catalysed reactions: Se(iv) species instead of Se(vi) species make the difference in the on water

Questa è la Versione finale referata (Post print/Accepted manuscript) della seguente pubblicazione:

Original Citation:

The polyhedral nature of selenium-catalysed reactions: Se(iv) species instead of Se(vi) species make the difference in the on water selenium-mediated oxidation of arylamines / Tanini D.; Dalia C.; Capperucci A.. - In: GREEN CHEMISTRY. - ISSN 1463-9262. - ELETTRONICO. - 23(2021), pp. 5680-5686. [10.1039/d0gc04322b]

Availability:

This version is available at: 2158/1243639 since: 2021-09-20T16:24:53Z

Published version:

DOI: 10.1039/d0gc04322b

Terms of use:

Open Access

La pubblicazione è resa disponibile sotto le norme e i termini della licenza di deposito, secondo quanto stabilito dalla Policy per l'accesso aperto dell'Università degli Studi di Firenze (<https://www.sba.unifi.it/upload/policy-oa-2016-1.pdf>)

Publisher copyright claim:

(Article begins on next page)

ARTICLE

The polyhedral nature of selenium-catalysed reactions: Se(IV) instead of Se(VI) species make the difference in the mechanism of the *on water* selenium-mediated oxidation of arylamines

Received 00th January 20xx,
Accepted 00th January 20xx

DOI: 10.1039/x0xx00000x

Damiano Tanini,^{*a} Camilla Dalia^a and Antonella Capperucci^c

Selenium-catalysed oxidations are highly sought after in organic synthesis and in biology. Herein, we report our studies on the *on water* selenium mediated oxidation of anilines. In the presence of diphenyl diselenide or benzeneseleninic acid, anilines react with hydrogen peroxide providing direct and selective access to nitroarenes. Instead, the use of selenium dioxide or sodium selenite led to azoxyarenes. Careful mechanistic analysis and ⁷⁷Se NMR studies revealed that only Se(IV) species, such as benzeneperoxseleninic acid, are the active oxidants involved in the catalytic cycle operating in water and leading to nitroarenes. While other selenium-catalysed oxidations occurring in organic solvents have been recently demonstrated to proceed through Se(VI) key intermediates, the *on water* oxidation of anilines to nitroarenes, unexpectedly, do not. These findings shed new light on the multifaceted nature of organoselenium-catalysed transformations and open new directions to exploit selenium-based-catalysis.

Introduction

Selenium-catalysed reactions occupy a central position in organic synthesis, enabling a wide variety of valuable functional group conversions.¹ Selenium(IV) oxide, diselenides, and seleninic acids are commonly employed as catalysts in oxidation reactions often requiring hydrogen peroxide or *tert*-butyl hydroperoxide (TBHP) as oxidants.² A diverse range of selenium-promoted oxidative conversions, encompassing oxidation of alkenes,³ alcohols,⁴ ketones,⁵ aldehydes,⁶ and alkynes,⁷ as well as selenium-catalysed versions of the Baeyer-Villiger oxidation,⁸ have emerged as powerful synthetic transformations. Organoselenium catalysis have been applied to α -oxyfunctionalization of alkenes⁹ and ring contraction of cycloalkanones.¹⁰ Furthermore, an array of useful selenium(IV) oxide-mediated procedures for the allylic oxidation of alkenes, cycloalkenes and alkynes, as well as the *trans* dihydroxylation of olefins under the SeO₂/H₂O₂/H₂O-dioxane catalytic system, have been developed.^{1b,11} For example, the SeO₂/TBHP-promoted allylic oxidation was successfully employed for the preparation of a key intermediate in the total synthesis of (-)-okilactomycin.¹² Additionally, owing to their biological relevance, selenium-catalysed thiol-disulfide interconversion reactions have been extensively investigated.¹³ Because of their broad application in the synthesis of biologically valuable small molecules, oxidative reactions involving alkenes and amines are arguably among the most important functional

group conversions. However, while selenium catalysed epoxidation and dihydroxylation of alkenes are well established, oxidation of amines are far less explored and only few methodologies dealing with the synthesis of nitroso derivatives¹⁴ or azoxyarenes¹⁵ have been described.

Despite the large number of available procedures for the conversion of anilines into nitroarenes, most of the existing methodologies rely on the use of transition metal catalysts, require harsh reaction conditions and lead to uncontrolled oxidations and poor selectivity.¹⁶ To the best of our knowledge, a selenium-catalysed approach for the oxidation of anilines to nitroarenes has never been described.

Herein, we report our development of an organoselenium-mediated *on water* oxidation of anilines to nitroarenes, and detail how – contrarily to what recently reported for the epoxidation of alkenes¹⁷ – the reaction mechanism proceeds only through Se(IV) species.

Results and discussion

Our initial studies focused on the reaction of aniline with hydrogen peroxide in the presence of different chalcogen-containing catalysts, including disulfides, diselenides, ditellurides, selenides, tellurides, and inorganic selenium reagents (Table 1).

Gratifyingly, in a preliminary experiment performed using diphenyl diselenide as the catalyst, we found that the *on water* oxidation reaction of aniline proceeded to give nitrobenzene **1a**, although in rather low yield (Table 1, entry 1).¹⁸ Diphenyl selenide and alkyl-substituted organoselenium compounds, such as dibutyl diselenide and dibutyl selenide, led to the formation of the azoxyarene **2a** in poor yield (Table 1, entries

^a Department of Chemistry "Ugo Schiff", University of Florence, Via Della Lastruccia 3-13, Sesto Fiorentino, Firenze, Italy. E-mail: damiano.tanini@unifi.it
Electronic Supplementary Information (ESI) available: Full experimental details and products' characterisation. See DOI: 10.1039/x0xx00000x

3,4). On the basis of these results, we sought to increase the loading of the catalyst and, therefore, we performed the reaction in the presence of 20 mol% of diphenyl diselenide. Pleasingly, under these conditions aniline reacted smoothly with H₂O₂ providing nitrobenzene in good yield and excellent selectivity (Table 1, entry 5). Envisaging the oxidation of diphenyl diselenide as the preliminary reaction step of the catalytic cycle, benzeneseleninic acid was also tested as the catalyst (Table 1, entry 6); similarly to what observed using diphenyl diselenide, nitrobenzene **1a** was obtained in good yield and high selectivity. Notably, attempts to recover the catalyst by re-using the aqueous phase for additional oxidation cycles led to very poor yields (<10%).

Intriguingly, when tellurium-containing molecules, such as diphenyl ditelluride and dibutyl telluride,¹⁹ were employed as catalysts, aniline did not undergo oxidation to afford nitrobenzene **1a**; instead, condensation of oxidised intermediates²⁰ gave the azoxyarene **2a** as the main reaction product (Table 1, entries 7,8). On the other hand, as expected, diphenyl disulfide did not behave as an effective catalyst in this transformation and only a poor conversion value was observed (Table 1, entry 9).

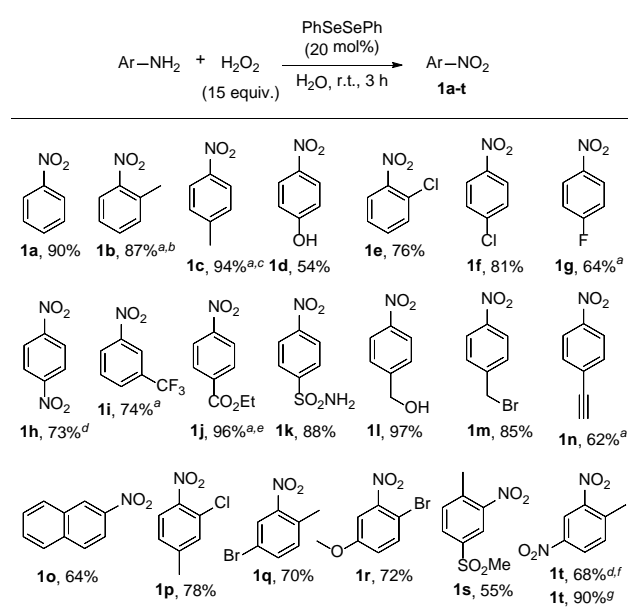
Table 1. Optimisation of the reaction conditions.

Entry	Catalyst (mol%)	Conversion	1a:2a
1	PhSeSePh (10 mol%)	43%	>98:2
2	PhSePh (10 mol%)	58%	24:76
3	ⁿ BuSeSe ⁿ Bu (10 mol%)	<10%	32:68
4	ⁿ BuSe ⁿ Bu (10 mol%)	17%	16:84
5	PhSeSePh (20 mol%)	94% ^a	>98:2
6	PhSe(O)OH (20 mol%)	89% ^b	>98:2
7	PhTeTePh (20 mol%)	71%	<2:98 ^c
8	ⁿ BuTe ⁿ Bu (20 mol%)	56%	<2:98 ^c
9	PhSSPh (20 mol%)	<10%	<i>n.d.</i>
10	SeO ₂ (20 mol%)	96% ^d	<2:98
11	Na ₂ SeO ₃ (20 mol%)	94% ^d	<2:98
12	K ₂ SeO ₄ (20 mol%)	63%	<2:98 ^e
13	Na ₂ SO ₄ (20 mol%)	61%	<2:98 ^c
14	<i>none</i>	56%	<2:98 ^e

Conversion values and **1a:2a** ratio were determined by ¹H NMR of the crude material, using internal standard. Reactions carried out on a 1 mmol scale. ^a92% isolated yield. ^b86% isolated yield. ^cTraces (8-10%) of the corresponding diazo-derivative (1,2-diphenyl-diazene, Ph-N=N-Ph) were detected. ^d86% isolated yield. ^e*ca* 40% of the corresponding diazo-derivative (1,2-diphenyl-diazene, Ph-N=N-Ph) was formed.

A series of inorganic selenium species, including selenium dioxide, sodium selenite, and potassium selenate, were tested under the standard conditions. Notably, both selenium dioxide and sodium selenite led to the selective formation of azoxyarene **2a**, which could be isolated in excellent yield

(Table 1, entries 10, 11). On the other hand, poorer conversion and selectivity were observed when potassium selenate was used (Table 1, entry 12). Indeed, azoxyarene **2a** was formed alongside with a significant amount (*ca.* 40%) of 1,2-diphenyl-diazene and traces of nitrobenzene **1a**. Sodium sulfate led to similar results in terms of conversion and **2a:1a** selectivity (Table 1, entry 13). Finally, in a control experiment carried out in absence of any catalyst, almost 50% of aniline remained unreacted and azoxyarene **2a** and 1,2-diphenyl-diazene proved to be the main reaction products (Table 1, entry 14). These results highlight the poor catalytic activity of selenate anion, which is suggested to be scarcely involved in the catalytic cycle leading to the formation of azoxyarenes.



Scheme 1. The scope of the *on water* selenium-mediated oxidation of anilines with hydrogen peroxide to give nitroarenes. Isolated yields are reported. ^aComparable yields were achieved when benzeneseleninic acid was used instead of diphenyl diselenide. ^b**1b** was prepared in 81% yield on gram scale by oxidation of *o*-toluidine (10 mmol, reaction time: 5h). ^c**1c** was prepared in 88% yield on gram scale by oxidation of *p*-toluidine (10 mmol; reaction time: 5h). ^dThe reaction was performed at 60 °C. ^e**1j** was obtained in 89% yield on gram scale by oxidation of *o*-toluidine (10 mmol; reaction time: 5h). ^fObtained from 2-methyl-5-nitroaniline. ^gObtained from 4-methyl-3-nitroaniline.

Having established the optimal reaction conditions required to promote the oxidation of anilines to nitroarenes, we next turned our attention to evaluating the scope of this methodology. A series of variously substituted anilines were therefore treated with hydrogen peroxide in the presence of diphenyl diselenide under the standard conditions. The reaction was amenable to electron-rich and electron-poor anilines, enabling the synthesis of a diverse range of substituted nitroarenes. Oxidation of substrates bearing electron-donating groups at different position of the aromatic

ring, such as *o*- and *p*-toluidine as well as *p*-aminophenol, provided *o*-nitrotoluene **1b**, *p*-nitrotoluene **1c**, and *p*-nitrophenol **1d** in good yield. Similarly, a wide variety of nitroarenes bearing electron-withdrawing groups were smoothly achieved from the corresponding aniline. Halo-substituted anilines performed well, enabling the preparation of 2-chloronitrobenzene **1e**, 4-chloronitrobenzene **1f**, and 4-fluoronitrobenzene **1g** in rather good yield. 4-Nitroaniline and *m*-trifluoromethyl aniline were also subjected to the organoselenium-mediated oxidation methodology here reported, affording 1,4-dinitrobenzene **1h** and *m*-trifluoromethyl nitrobenzene **1i**.

In order to demonstrate the versatility and the potential utility of this methodology, we applied it to pharmacologically relevant molecules, such as benzocaine and sulfanilamide. Both ester and free sulfonamide functionalities were well tolerated under the reaction conditions; selective oxidation of the amino group led efficiently to the formation of ethyl 4-nitrobenzoate **1j** and 4-nitrobenzenesulfonamide **1k**.

p-Aminobenzyl alcohol and *p*-aminobenzyl bromide were also successfully employed, providing access to *p*-nitrobenzyl alcohol **1l** and *p*-nitrobenzyl bromide **1m** in good yield. Notably, we observed no competing benzylic oxidation and compounds **1l** and **1m** were the sole products formed under the optimised reaction conditions. Oxidation of 4-ethynylaniline and 2-naphthylamine was also possible, leading respectively to 4-ethynyl-nitrobenzene **1n** and 2-nitronaphthalene **1o**. Oxidation of polysubstituted anilines was also investigated. A variety of substrates bearing electron-donating or electron-withdrawing groups at different position of the aromatic were employed and efficiently converted into the corresponding polysubstituted nitroarenes **1p-1t**. Remarkably, although both 2-methyl-5-nitroaniline and 4-methyl-3-nitroaniline provided the dinitroarene **1t**, higher yield was observed when the latter less hindered substrate was employed.

To highlight the potential utility of this methodology, we sought to apply it to the synthesis of selected nitroarenes on a gram scale. Compounds **1b**, **1c**, and **1j** were prepared in good yield through the oxidation of the corresponding aniline on a 10 mmol scale (Scheme 1).

In order to further investigate the scope and the limitations of this selenium-mediated oxidation methodology, we evaluated whether it could be applied to aliphatic amines. Hexylamine and histidine proved to be unreactive and no appreciable amounts of oxidised products were observed (Table 2, entries 1 and 2). On the other hand, upon reaction with H₂O₂ in the presence of diphenyl diselenide or benzeneseleninic acid at 90 °C, benzylamines underwent oxidation at the benzylic carbon providing the corresponding benzamides **2a-c**, although in rather low yield (Table 2, entries 3-5).

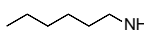
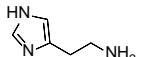
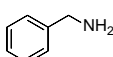
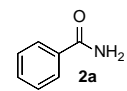
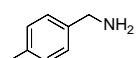
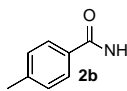
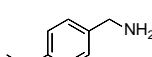
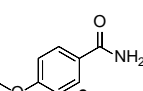
On the basis of the results obtained during the investigation of different selenium-based catalysts (Table 1, entries 10, 11), we also envisaged the possibility to develop an alternative *on water* procedure for the synthesis of azoxyarenes **3**. Indeed, although the reaction of anilines with SeO₂/H₂O₂ in different solvent has been previously reported,¹⁵ to the best of our knowledge the *on water* SeO₂-catalysed oxidation of anilines

remained unexplored. To investigate the reaction, a variety of anilines were therefore treated with H₂O₂ in the presence of a catalytic amount of SeO₂. The reaction scope was demonstrated to be broad, encompassing both electron-poor and electron-rich substrates. A series of azoxyarenes bearing methyl **3b,c**, chloride **3d,e**, bromide **3f**, and fluoride **3g** groups at the *ortho*- and *para*-position of the aromatic were efficiently achieved. 3-(Trifluoromethyl)aniline was also converted into the corresponding azoxy derivative **3h**. Furthermore, benzocaine, anthranilic acid, and 4-ethynylaniline worked well in this *on water* reaction, enabling the synthesis of azoxyarenes **3i-2k** bearing ester, carboxylic acid, and alkyne functionalities, respectively.

Table 2. *On water* selenium-mediated oxidation of aliphatic amines.

$$\text{Ar/R-NH}_2 + \text{H}_2\text{O}_2 \xrightarrow[\text{(15 equiv.)}]{\text{PhSeSePh (20 mol\%)}, \text{H}_2\text{O}, 90^\circ\text{C}, 2\text{ h}} \text{Ar/R-NH-C(=O)-NH}_2$$

2

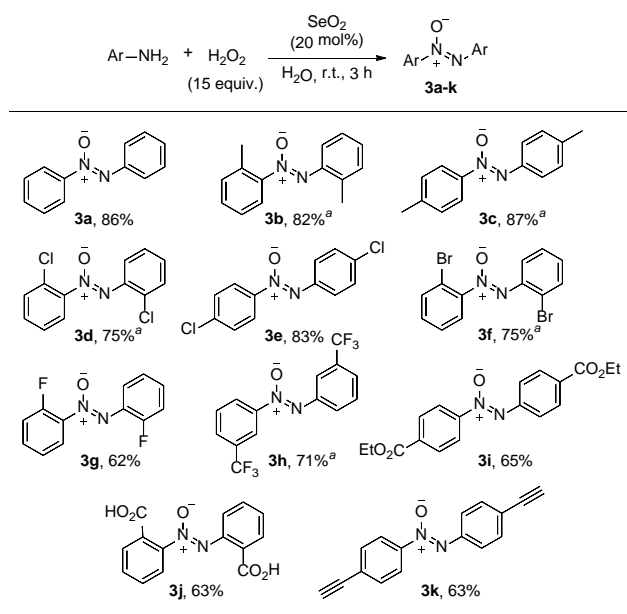
Entry	Amine	Product	Yield (%)
1		n.r.	--
2		n.r.	--
3			46 ^a
4			32
5			37 ^a

^aComparable yields were achieved when benzeneseleninic acid was used instead of diphenyl diselenide.

While selenium oxide- or selenite-promoted oxidations are widely accepted to proceed through peroxyselenous acid,^{21,22} the mechanism of reactions catalysed by diselenides or seleninic acids is still debated. Although peroxyseleninic acid has been for a long time regarded as the only plausible key intermediate, new evidences demonstrating the involvement of Se(VI) species have recently emerged.¹⁷

In order to elucidate the reaction mechanism, a series of control experiments were carried out (Scheme 3). Firstly, we investigated the reaction of aniline with a stoichiometric amount of benzeneseleninic acid **4** in absence of hydrogen peroxide (Scheme 3, reaction a). No reaction occurred under these conditions, thus demonstrating that benzeneseleninic acid does not behave as an oxidant in this process. On the other hand, when reacted with a stoichiometric amount of peroxyseleninic acid **5**,²³ aniline underwent oxidation rapidly to afford nitrobenzene **1a**, although in low yield (Scheme 3,

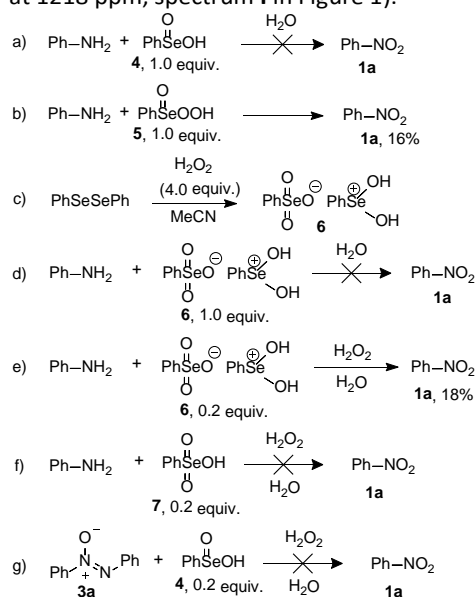
reaction b). Next, we turned our attention to evaluating whether Se(VI) species could be involved in the catalytic cycle leading to nitroarenes. Indeed, in a very recent inspiring paper, Back and co-workers reported that Se(VI) species play a central role in the mechanism of the selenium-mediated epoxidation of alkenes with hydrogen peroxide.¹⁷ Particularly, the selenonium selenonate **6** was demonstrated to be the key catalytic intermediate. Reaction of such a salt with hydrogen peroxide affords benzeneselenonic acid **7**, which is further oxidised to the corresponding peroxybenzeneselenonic acid. The latter is believed to be the active oxidant involved in the epoxidation of alkenes.¹⁷



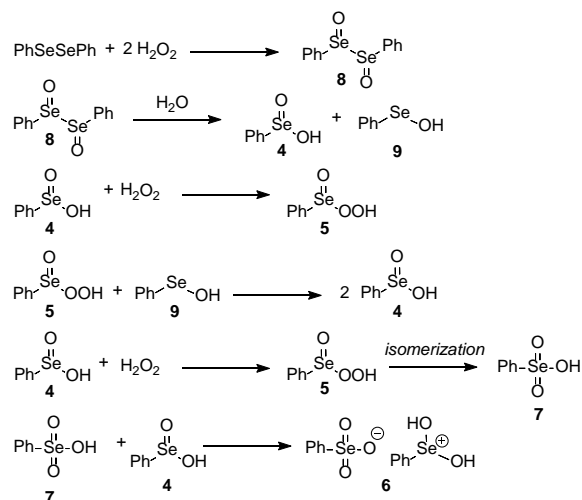
Scheme 2. The scope of the *on water* selenium-mediated oxidation of anilines with hydrogen peroxide to give azoxyarenes. Isolated yields are reported. ^aComparable yields were achieved when sodium selenite was used instead of selenium dioxide.

Diphenyl diselenide was therefore treated with an excess (4.0 equiv.) of hydrogen peroxide providing the corresponding selenonium selenonate **6** (Scheme 3, reaction c). The stoichiometry of the oxidation reaction can be easily rationalised considering the reactions reported in the Scheme 4.²⁴ The formation of the doubly oxidised species **8** requires 2.0 equivalents of H₂O₂. Hydrolysis of **8** affords benzeneselenenic acid **9** and benzeneselenonic acid **4**; the latter reacts with H₂O₂ providing the peroxybenzeneselenonic acid **5**, which – as reported by Back *et al.* – oxidises **9** to generate two equivalents of benzeneselenonic acid **4**. Finally, **4** undergoes oxidation and isomerization to yield benzeneselenonic acid **7**, which leads to the selenonium selenonate salt **6** by protonating seleninic acid **4**. The exclusive formation of the salt was confirmed by acquiring the ⁷⁷Se NMR spectrum of the product, which – in line with literature-reported data¹⁷ –

revealed two signals (sharp peak at 1026 ppm and broad peak at 1218 ppm, spectrum I in Figure 1).



Scheme 3. Control experiments.



Scheme 4. Steps involved in the conversion of diphenyl diselenide into selenonium salt **6**.

Having in hand the compound **6**, we next investigated whether it could be involved in the mechanism leading to the formation of nitroarenes. No reaction was observed when aniline was treated with a stoichiometric amount of selenonium selenonate **6** in absence of hydrogen peroxide (Scheme 3, reaction d). However, nitrobenzene **1a** was formed, albeit in poor yield, upon reaction of aniline with hydrogen peroxide in the presence of **6** in water (Scheme 3, reaction e). Remarkably, when dichloromethane was used as the solvent instead of H₂O, no traces of nitrobenzene **1a** were detected and a complex mixture of products was formed. We reasoned that the reconversion of the selenonium salt **6** into the

corresponding seleninic acid **4** would reasonably explain the observed catalytic properties of **6** in water. To demonstrate this hypothesis, **6** was solubilised in H₂O and the ⁷⁷Se NMR spectrum was recorded (Figure 1, spectrum II). Conversion of the selenonium cation into benzeneseleninic acid quickly occurred. Indeed, the disappearance of the signal at 1218 ppm accompanied by the appearance of a shielded sharp peak at 1173 ppm clearly revealed the formation of **4**, alongside with **7** (Figure 1, spectrum II and III).

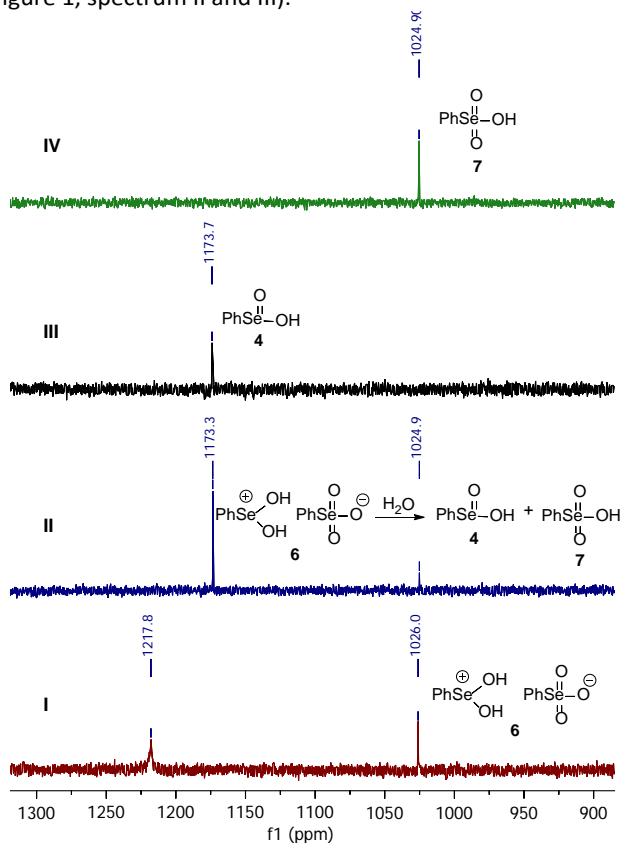
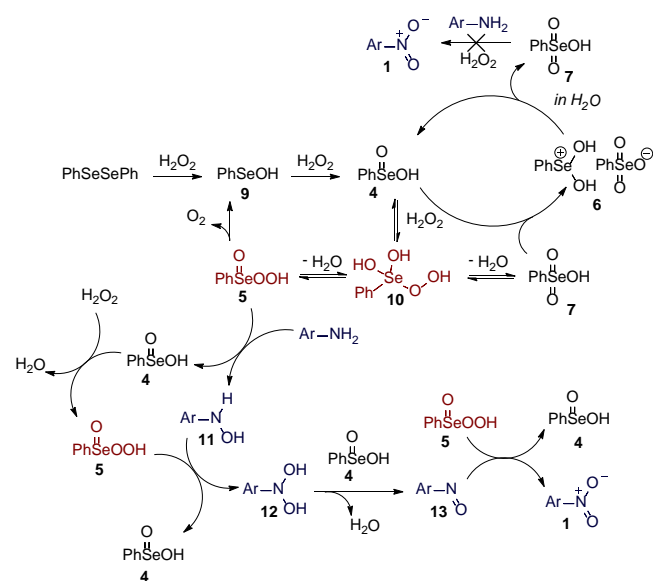


Figure 1. ⁷⁷Se NMR spectra of species involved in the oxidation of anilines. I (red spectrum): ⁷⁷Se NMR spectrum of selenonium selenonate **5** (CDCl₃, δ = 1026.0, 1217.8 ppm). II (blue spectrum): generation of seleninic acid **4** and benzeneselenonic acid **7** upon solubilisation of **6** in H₂O/D₂O (NMR coaxial tube, δ = 1173.3 and 1024.9 ppm). III (black spectrum): ⁷⁷Se NMR spectrum of an authentic sample of **4** (D₂O, δ = 1173.7 ppm). IV (green spectrum): ⁷⁷Se NMR spectrum of the aqueous phase recovered after oxidation of aniline under standard conditions (D₂O, δ = 1024.9). Chemical shift matched that acquired for an authentic sample of benzeneselenonic acid **7**).

These results suggest that the epoxidation of alkenes and the oxidation of anilines involve two different selenium-containing active oxidants. Thus, although the epoxidation of alkenes¹⁷ foresees Se(VI) key catalytic intermediates and active oxidants, the conversion of anilines into the corresponding nitroarenes reasonably proceeds only through Se(IV) species. To further rule out a catalytic pathway involving Se(VI) species, we subjected aniline to reaction with H₂O₂/H₂O in the presence of

the seleninic acid **7**, and observed no evidence of nitrobenzene **1a** (Scheme 3, reaction f). Finally, no reaction occurred when azoxyarene **2a** was treated with hydrogen peroxide in the presence of catalytic amounts of benzeneseleninic acid (Scheme 3, reaction g). In order to ascertain the fate of the used selenium-containing species, the aqueous phase recovered after the oxidation of aniline (extraction of product with ethyl acetate)²⁵ was investigated by ⁷⁷Se NMR spectroscopy. The NMR spectrum displayed a sharp peak at 1025 ppm, clearly revealing the presence of seleninic acid **7** (Figure 1, spectrum IV) and demonstrating that, under the above described reaction conditions, the selenium-containing catalyst is overoxidised to afford Se(VI) derivatives. These data provide an explanation for the poor yield observed upon direct recycling the aqueous phase (*vide infra*). However, **7** can be easily recovered and reduced back to benzeneseleninic acid or diphenyl diselenide upon treatment with hydrochloric acid or zinc and hydrochloric acid, respectively. To illustrate the recycling performance of the system, the aqueous phase recovered after oxidation of *p*-toluidine was concentrated and treated with HCl in order to convert benzeneselenonic acid **7** into benzeneseleninic acid **4**.²⁶ The formation of benzeneseleninic acid, which was easily precipitated from water, was confirmed by ⁷⁷Se NMR spectroscopy.²⁷ The so regenerated catalyst was employed in the oxidation of *p*-toluidine, enabling the synthesis of *p*-nitrotoluene in comparable yield with respect to the first cycle (91% yield on a 2 mmol scale reaction).



Scheme 5. Proposed reaction mechanism for the formation of nitroarenes **1**.

On the basis of control experiments and literature-reported data,²⁸ a plausible reaction mechanism is proposed in the Scheme 5. As stated above, both diphenyl diselenide and benzeneseleninic acid can be successfully employed in the oxidation of anilines to nitroarenes with hydrogen peroxide.

Diphenyl diselenide behaves as a precatalyst and the first step of the reaction mechanism proceeds through its sequential oxidation to benzeneselenic acid **9** and, finally, to benzeneseleninic acid **4**, which is the active catalytic species involved in the oxidation of aniline. The reaction of **4** with hydrogen peroxide in water reasonably provides the peroxyselecurane **10**, whose dehydration could lead to peroxyseleleninic acid **5** or selenonic acid **7**. On the other hand, reaction of selenonic acid **7** with seleninic acid **4** might provide the selenonium salt **6** which, in water, is readily reconverted into parent acids **4** and **7**. Therefore, although **6** has been demonstrated to play a key role in reactions performed in organic solvents, it is only marginally involved when H₂O is used. In the proposed mechanism, both **10** and **5** are believed to be the active oxidant species. Reaction of aniline with **5** or **10** affords the hydroxylamine **11**, which is further oxidised to dihydroxylamine **12** upon reaction with a second equivalent of oxidant **5** or **10**. In both these steps, benzeneseleninic acid **4** is regenerated. The dihydroxylamine **12** reasonably undergoes water elimination to afford nitrosoarene **13** through a benzeneseleninic acid-mediated proton transfer process. In the final step of the cycle, nitrosoarene **13** reacts with **5** to provide nitroarene **1** and benzeneseleninic acid **4**.

Conclusions

In conclusion we have reported an unprecedented general selenium-catalysed methodology for the oxidation of anilines under mild *on water* conditions. Mechanistically, the formation of nitroarenes involves only Se(IV) active oxidant species. Evidence suggestive of the exclusion of Se(VI) derivatives from the catalytic cycle was provided by ⁷⁷Se NMR studies and mechanistic analyses.

Conflicts of interest

There are no conflicts to declare.

Acknowledgements

We thank MIUR-Italy ("Progetto Dipartimenti di Eccellenza 2018-2022" allocated to Department of Chemistry "Ugo Schiff").

Notes and references

- 1 For books see: a) E. J. Lenardão, C. Santi and L. Sancineto, *New Frontiers in Organoselenium Compounds*, Springer, Heidelberg, 2018; b) F. V. Singh and T. Wirth in *Organoselenium Chemistry. Synthesis and Reactions*, ed. T. Wirth, Wiley-VCH, Weinheim, Germany, 2012, chap. 8, 321. For reviews see: a) V. Rathore, C. Jose and S. Kumar, *New J. Chem.* 2019, **43**, 8852; b) J. Młochowski and H. Wójtowicz-Młochowska, *Molecules*, 2015, **20**, 10205; b) J. Młochowski, M. Brząszcz, M. Giurg, J. Palus and H. Wójtowicz, *Eur. J. Org. Chem.* 2003, 4329.
- 2 G. Franz and R. A. Sheldon, in: *Ullman's Encyclopedia of Industrial Chemistry*, 6th ed., Wiley-VCH, Weinheim 2003, **24**, 487.
- 3 T. Hori and B. Sharpless, *J. Org. Chem.* 1978, **4**, 1689; b) G.-J. ten Brink, B. C. M. Fernandes, M. C. A. van Vliet, I. W. C. E. Arends and R. A. Sheldon, *J. Chem. Soc. Perkin Trans. 1*, 2001, 224; c) C. Santi, R. Di Lorenzo, C. Tidei, L. Bagnoli and T. Wirth, *Tetrahedron*, 2012, **68**, 10530; d) L. Yu, J. Wang, T. Chen, Y. Wang and Q. Xu, *Appl. Organomet. Chem.* 2014, **28**, 652.
- 4 a) R. T. Taylor and L. A. Flood, *J. Org. Chem.* 1983, **48**, 5160; b) D. H. R. Barton, A. G. Brewster, R. A. H. F. Hui, D. J. Lester, S. V. Ley and T. G. Back, *J. Chem. Soc. Chem. Commun.* 1978, 952; c) T. G. Back, *J. Org. Chem.* 1981, **46**, 1442.
- 5 a) M. Giurg and J. Młochowski, *Synth. Commun.* 1999, **29**, 2281; b) D. H. R. Barton, C. R. A. Godfrey, J. W. Morzycki, W. B. Motherwell and S. V. Ley, *J. Chem. Soc. Perkin Trans. 1*, 1982, 1947.
- 6 a) M. Brząszcz, M. Maposah, K. Kloc and J. Młochowski, *Synth. Commun.* 2000, **30**, 4425; b) H. Wójtowicz-Młochowska, G. Soroko and J. Młochowski, *Synth. Commun.* 2008, **38**, 2000.
- 7 a) K. B. Sharpless and R. F. Lauer, *J. Am. Chem. Soc.* 1972, **94**, 7154; b) H. P. Jensen and K. B. Sharpless, *J. Org. Chem.* 1975, **40**, 264.
- 8 G.-J. ten Brink, J.-M. Martijn, J.-H. Vis, I. W. C. Arends and R. A. Sheldon, *J. Org. Chem.* 2001, **66**, 2429.
- 9 D. H. Barton and T.-L. Wang, *Tetrahedron Lett.* 1994, **35**, 5149.
- 10 a) M. Giurg and J. Młochowski, *Synth. Commun.* 1999, **29**, 2281; b) S. Karimi, S. Ma, K. Ramig, E. M. Greer, D. J. Szalda and G. Subramaniam, *Tetrahedron Lett.* 2015, **56**, 6886.
- 11 a) M. Y. Chang, C. H. Lin and Y. L. Chen, *Tetrahedron Lett.* 2010, **51**, 1430; b) P. Gogoi, S. D. Sharma and D. Konwar, *Lett. Org. Chem.* 2007, **4**, 249.
- 12 A. B. Smith III, T. Bosanac and K. Basu, *J. Am. Chem. Soc.* 2009, **131**, 2348.
- 13 For reviews on selenium-catalysed thiol-disulfide interconversions see: a) K. P. Bhabak and G. Muges, *Acc. Chem. Res.* 2010, **43**, 1408; b) A. J. Pacula, F. Mangiavacchi, L. Sancineto, E. J. Lenardão, J. Scianowski and C. Santi, *Curr. Chem. Biol.* 2015, **9**, 97. For book chapters see: a) F. V. Singh and T. Wirth in *Organoselenium Compounds in Biology and Medicine: Synthesis, Biological and Therapeutic Treatments* (Eds. V. K. Jain and K. I. Priyadarsini), Royal Society of Chemistry, London, 2018, chapter 3; b) B. J. Bhuyan and G. Muges, in *Organoselenium Chemistry. Synthesis and Reactions*, ed. T. Wirth, Wiley-VCH, Weinheim, Germany, 2012, chap. 9, 361. Recent papers: a) D. Tanini, S. Scarpelli, E. Ermini and A. Capperucci, *Adv. Synth. Catal.* 2019, **361**, 2337; b) D. Tanini, B. Lupori, G. Malevolti, M. Ambrosi, P. Lo Nostro and A. Capperucci, *Chem. Commun.* 2019, **55**, 5705; c) D. Tanini, A. Grechi, L. Ricci, S. Dei, E. Teodori and A. Capperucci, *New J. Chem.* 2018, **42**, 6077; d) S. Yoshida, F. Kumakura, I. Komatsu, K. Arai, Y. Onuma, H. Hojo, B. G. Singh, K. I. Priyadarsini and M. Iwaoka, *Angew. Chem. Int. Ed.* 2011, **50**, 2125.
- 14 G. B. Priewisch, E. Irran and K. Rück-Braun, *Synthesis* 2008, **12**, 1889.
- 15 D. Zhao, M. Johansson and J.-E. Bäckvall, *Eur. J. Org. Chem.* 2007, 4431.
- 16 a) S. Gupta, A. Ansari and K. V. Sashidhara, *Tetrahedron Lett.* 2019, **60**, 151076; b) Tressler, P. Stonehouse and K.S. Kyler, *Green Chem.* 2016, **18**, 4875; c) K.R. Reddy, C.U. Maheswari, M. Venkateshwar and M.L. Kantam, *Adv. Synth. Catal.* 2009, **351**, 93.

- 17 K. N. Sands, E. M. Rengifo, G. N. George, I. J. Pickering, B. S. Gelfand and T. G. Back, *Angew. Chem. Int. Ed.* 2020, **59**, 4283.
- 18 Reactions performed with lower amounts of H₂O₂ led to poorer conversion and selectivity values.
- 19 D. Tanini, L. Ricci and A. Capperucci, *Adv. Synth. Catal.* 2020, **362**, 1323. Hydroxy-functionalised tellurides gave comparable results.
- 20 B. Singh, D. Mandelli and P. P. Pescarmona, *ChemCatChem*, 2020, **12**, 593.
- 21 a) F. Mangiavacchi, L. Crociani, L. Sancineto, F. Marini and C. Santi, *Molecules*, 2020, **25**, 2711; b) A. B. Smith, Z. Liu and V. Simov, *Synlett* 2009, **19**, 3131.
- 22 The aqueous phase recovered after the oxidation of *o*-toluidine with H₂O₂/SeO₂ contained a mixture of selenious acid and selenic acid.
- 23 Peroxiseleninic acid **4** was freshly prepared according to L. Syper and J. Młochowski, *Tetrahedron*, 1987, **43**, 207.
- 24 G. Ribaud, M. Bellanda, I. Menegazzo, L. P. Wolters, M. Bortoli, G. Ferrer-Sueta, G. Zagotto and L. Orian, *Chem. Eur. J.* 2017, **23**, 2405.
- 25 Ethyl acetate is a “recommended” solvent according the CHEM21 guide for “classical” solvents. See: D. Prat, A. Wells, J. Hayler, H. Sneddon, R. McElroy, S. Abou-Shehada and P. J. Dunn, *Green Chem.* 2016, **18**, 288.
- 26 V. K. Jain in *Organoselenium Compounds in Biology and Medicine: Synthesis, Biological and Therapeutic Treatments*, ed. V. K. Jain, K. I. Priyadarsini, Royal Society of Chemistry, London, 2018, chap. 1 and references cited therein.
- 27 The ⁷⁷Se NMR spectrum displayed a deshielded peak (D₂O, δ = 1174 ppm), revealing the presence of benzeneseleninic acid which was recovered in 83% yield.
- 28 K. Ravi, B. D. Bankar, S. Jindani and A. V. Biradar, *ACS Omega*, 2019, **4**, 9453, and references cited therein.