



Citation for published version:

Arthur, T, Vine, S, Brosnan, M & Buckingham, G 2020, 'Predictive sensorimotor control in autism', *Brain : A Journal of Neurology*, vol. 143, no. 10, pp. 3151-3163. <https://doi.org/10.1093/brain/awaa243>

DOI:

[10.1093/brain/awaa243](https://doi.org/10.1093/brain/awaa243)

Publication date:

2020

Document Version

Peer reviewed version

[Link to publication](#)

University of Bath

Alternative formats

If you require this document in an alternative format, please contact:
openaccess@bath.ac.uk

General rights

Copyright and moral rights for the publications made accessible in the public portal are retained by the authors and/or other copyright owners and it is a condition of accessing publications that users recognise and abide by the legal requirements associated with these rights.

Take down policy

If you believe that this document breaches copyright please contact us providing details, and we will remove access to the work immediately and investigate your claim.

Exploring how material cues drive sensorimotor prediction across different levels of autistic-like traits

Tom Arthur¹, Sam Vine¹, Mark Brosnan², and Gavin Buckingham¹

¹ College of Life and Environmental Sciences, University of Exeter, Exeter, EX1 2LU, UK.

² Department of Psychology, University of Bath, Bath, BA2 7AY, UK.

Corresponding Author:

Dr Gavin Buckingham

Sport and Health Sciences

College of Life and Environmental Sciences

University of Exeter, St Luke's Campus

Heavitree Road

Exeter, Devon, United Kingdom

EX1 2LU

Email: g.buckingham@exeter.ac.uk

Tel: +44 1392 724812

Abstract

Recent research proposes that sensorimotor difficulties, such as those experienced by many autistic people, may arise from atypicalities in prediction. Accordingly, we examined the relationship between non-clinical autistic-like traits and sensorimotor prediction in the material-weight illusion, where prior expectations derived from material cues typically bias one's perception and action. Specifically, prediction-related tendencies in perception of weight, gaze patterns and lifting actions were probed using a combination of self-report, eye-tracking, motion capture and force-based measures. No prediction-related associations between autistic-like traits and sensorimotor control emerged for any of these variables. Follow-up analyses, however, revealed that greater autistic-like traits were correlated with reduced adaptation of gaze with changes in environmental uncertainty. These findings challenge proposals of gross predictive atypicalities in people with autistic people, but suggest that the dynamic integration of prior information and environmental statistics may be related to autistic-like traits. Further research into this relationship is warranted in autistic populations, to assist the development of future movement-based coaching methods.

Key Words: autism, movement, object lifting, weight illusion, grip force.

Introduction

Sensorimotor atypicalities are increasingly being viewed as ‘cardinal’ feature of Autism Spectrum Disorder (ASD), which impact on lifelong living proficiencies, social development, and quality of life (Fournier, Hass, Naik, Lodha, & Cauraugh, 2010; Gowen & Hamilton 2013). Indeed, movement-related difficulties are experienced by most autistic people (for review, see Gowen & Hamilton 2013), with postural abnormalities, sensory hypersensitivities, and impairments in skills requiring gross and/or fine motor co-ordination all commonplace (Fournier et al., 2010). While these features rarely necessitate medical treatment, they contribute to substantial practical, financial, and health-related hardships (Buescher, Cidav, Knapp, & Mandell, 2014; Pellicano, Dinsmore & Charman, 2014). For example, movement-based difficulties in autism may underpin reduced motivation and participation in physical activity (Leary & Hill, 1996; Scharoun, Wright, Robertson-Wilson, Fletcher, & Bryden, 2017). These difficulties also can precede, and even predict, various aptitudes in childhood and adult life (e.g., daily living skills, social skills, Jasmin et al., 2009; Brandwein et al., 2015). Consequently, research into the aetiology and management of these abilities is demanded both by academics (Gowen & Hamilton, 2013) and the autism community (Pellicano et al., 2014).

Emerging research suggests that these sensorimotor difficulties stem from atypical predictive processing, with autistic people proposed to utilise prior information less accurately and/or efficiently (Pellicano & Burr, 2012; Gomot & Wicker, 2012; Friston, Lawson & Frith, 2013; Sinha et al., 2014; Van de Cruys et al., 2014). Sensorimotor control involve complex, co-ordinated contributions from various distinct subcomponents (e.g. cognitive, visual, motor systems), which respond to ‘bottom-up’ (stimulus-driven) informational sources and internally-driven (‘top-down’) predictive models (Corbetta, Patel & Shulman, 2008; Land, 2009). Abnormalities in ‘top-down’ control can limit the performance and learning of goal-directed actions (Kording, Tenenbaum, & Shadmehr, 2007; Land, 2009) and may exemplify a ‘shared endophenotype’ that underpins socio-behavioural difficulties in autism (e.g., social-communication deficits, repetitive behaviours and attention to detail; Pelicano & Burr, 2012; Sinha et al., 2014). Indeed, in motor control studies, autistic individuals show impaired postural adjustments in anticipation of changes in object load (Schmitz, Martineau, Barthélémy &

Assaiante, 2003) and inaccurate initial force outputs during precision-grip actions (Mosconi et al., 2015; Wang et al., 2015), effects which signal an increased reliance on ‘bottom-up’ (as opposed to ‘top-down’) sensory information. Similarly, prediction-related differences emerge in cognition and visual processing, with autistic individuals demonstrating diminished ‘top-down’ gaze adaptation in double-step saccade paradigms (Johnson, Rinehart, White, Millist, & Fielding, 2013; Mosconi et al., 2013) and abnormalities in prediction-related neural regions (e.g. the cerebellum, Frith, 2003). Such ‘top-down’ limitations lead to greater employment of ‘bottom-up’ attentional (e.g., proprioception, visual feedback; Haswell, Izawa, Dowell, Mostofsky & Shadmehr, 2009) and neurobiological systems (e.g., Soulières et al., 2009), while co-vary with movement-related difficulties in autism (Mosconi et al., 2013).

However, feedforward atypicalities have not been consistently detected in research (Palmer, Lawson & Hohwy, 2017; Tewolde, Bishop & Manning, 2018). For example, autistic children exhibit typical rates of motor adaptation in various tasks that require, and depend on, broad abilities to utilise ‘top-down’ internal models (Gidley-Larson, Bastian, Donchin, Shadmehr & Mostofsky, 2008), while prediction-related atypicalities in perception (e.g., global processing; Brosnan, Scott, Fox & Pye, 2004) do not inevitably transfer onto action or behaviour (Palmer et al., 2017). Similarly, the nature and severity of movement-related difficulties varies between individuals and empirical contexts (Green et al., 2002; Palmer et al., 2017). This has prompted suggestions that autism-related difficulties originate from finer, context-sensitive differences in the integration of predictive *and* environmental statistics (Lawson et al., 2014; Palmer et al., 2017), as opposed to generic attenuations in the use of prior expectations. Consequently, research must decipher which specific mechanisms are implicated in autism (Haker, Schneebeli, & Stephan, 2016). To do this, illusion-based paradigms offer notable value, as they can highlight ‘top-down’ influences on the processing of ambiguous sensory information (Geisler & Kersten, 2002; Brown & Friston, 2012). Interestingly, although autistic people do appear less susceptible to some perceptual illusions (e.g., Happé, 1996; Mitchell, Mottron, Soulières, & Ropar, 2010; Ropar & Mitchell, 2002), results are mixed and often complicated by heterogeneity in sampling characteristics (Van der Hallen, Evers, Brewaeys, Van den Noortgate & Wagemans, 2015).

To address these empirical inconsistencies and better separate autism-specific atypicalities from potential confounds (e.g., cognitive ability, symptom severity, development and comorbidities), recent research has explored how sensorimotor outcomes relate to autistic-like traits in general populations (Landry & Chouinard, 2016). Autistic-like traits are behavioural characteristics such as social imperviousness, directness in conversation, lack of imagination, affinity for solitude, and difficulty displaying emotions (Gernsbacher, Stevenson & Dern, 2017), which can be readily indexed using self-report measures such as the Autism Spectrum Quotient (AQ; Baron-Cohen et al., 2001). Such autistic-like traits vary continuously across the general population, with ASD proposed to reside at the extreme end of this continuum (Baron-Cohen et al., 2001; 2006; Ruzich et al., 2015). Consequently, empirical links between self-reported autistic-like traits and behavioural variables have enabled researchers to identify various cognitive, perceptual and social differences associated with autism (e.g., Almeida Dickinson, Maybery, Badcock & Badcock, 2012; Poljac, Poljac & Wagemans, 2012; Cooper, Simpson, Till, Simmons & Puzzo, 2013; Jameel, Vyas, Bellesi, Roberts & Channon, 2014).

Interestingly, higher levels of autistic-like traits have been shown to relate to reduced illusory effects in some non-clinical studies (e.g., Chouinard, Noulty, Sperandio, & Landry, 2013; Chouinard, Unwin, Landry & Sperandio, 2016). Recently, from a sensorimotor perspective, Buckingham and colleagues (2016) explored links between autistic-like traits and predictive sensorimotor control during object lifting, using a Size-Weight Illusion (SWI) paradigm. In the SWI, small objects are experienced as feeling heavier more than larger ones of an equal mass (Charpentier 1891), an effect underpinned by the prior expectation that larger items tend to be heavier than smaller items (Buckingham, 2014). Interestingly, no relationship emerged between autistic-like traits and the magnitude of this illusion, challenging assumptions of broad autism-related atypicalities in prediction (e.g., Pellicano and Burr, 2012). However, participants with higher levels of autistic-like traits showed reduced ‘top-down’ bias of movement, as indexed by differences in peak grip and load force rates between larger (heavy-looking) and smaller (lighter-looking) objects. These findings suggest that, despite being equally susceptible to the perceptual SWI, high-trait individuals are less inclined to utilise prior information in

their motor programmes, a dissociation which has also been reported for the rubber-hand illusion (Palmer et al., 2013; 2015).

The transferability of these results across movement-based contexts remains unclear, as observed relationships were weak ($R^2 = 0.06$) and likely dependent on contextual factors. On one hand, ‘top-down’ expectations of weight influence lifting forces when objects differ in material, shape and/or density (Gordon, Forssberg, Johansson & Westling, 1991; Grandy & Westwood, 2006; Buckingham, Cant & Goodale, 2009). Similarly, abilities to regulate grip forces are influential in various daily living skills, including those known to be impaired in autism (e.g., dressing and writing; Fuentes et al. 2009; Wang et al., 2015). Conversely though, Buckingham and colleagues’ (2016) results may not necessarily reflect *gross* attenuations in the use of prior information, as lifting actions are directed by various cognitive (e.g., expected weight; Johansson & Westling, 1988), attentional (e.g. vision; Gordon et al., 1991) and haptic (e.g., density; Grandy & Westwood, 2006) mechanisms. Moreover, it is argued that something is unique about how volumetric features are processed in the brain (Saccone & Chouinard, 2018), with the SWI underpinned by context-specific ‘top-down’ expectancies (i.e., predictions related to size-weight modelling; Buckingham & Goodale, 2013) and haptic cues (e.g., object density; Buckingham, 2014). As these processing tendencies are not entirely dependent on prior experience or knowledge (Saccone & Chouinard, 2018), further scrutiny into the observed effects is warranted.

Therefore, we utilised a Material-Weight illusion (MWI) paradigm to better isolate associations between autistic-like traits and predictive sensorimotor control. Like the SWI, the MWI occurs when heavy-looking materials (e.g., granite) are perceived as feeling lighter, and lifted with greater initial force rates, than lighter-looking (e.g. polystyrene) items of the same mass (Wolfe 1898; Seashore 1899; Buckingham et al., 2009). Importantly, these effects are not driven by size-based expectations or low-level haptic cues (e.g., variations in centre of mass or density), but by prior expectations relating to material properties derived from prior experiences (Saccone & Chouinard, 2018). Consequently, in line with predictive theories of autism (Pellicano & Burr, 2012; Sinha et al., 2014) and previous illusory research (e.g., Chouinard et al., 2013), we hypothesised that the number of autistic-like traits an individual presents will negatively correlate with the magnitude of the perceptual MWI.

Beyond our examination of fingertip forces, we conducted a multi-modal assessment of sensorimotor control to explore whether any abnormalities are broad and transferable across processing domains (Pellicano & Burr, 2012), or whether they are underpinned by precise mechanisms (e.g., relating to environmental volatility, Lawson et al., 2017). Specifically, to extend Buckingham and colleagues' (2016) previous findings, we probed expectation-related changes in both lifting forces *and* velocities between light- (polystyrene) and heavy-looking (granite) materials. Here, attenuations in 'top-down' control can be signalled via less-divergent lifting profiles (i.e., reduced expectation-based scaling of movement; Johansson & Westling, 1988) and prolonged preparatory movements phases, which facilitate proprioceptive (i.e., 'bottom-up') interpretations of object mass (Hamilton, Joyce, Flanagan, Frith, & Wolpert, 2007). We also measured visual search rate and gaze fixations, as longer fixations prior to skill execution reflect extended periods of 'top-down' cognitive processing (Vickers, 1996) and increases in search rate (i.e., shorter, more-frequent fixations) signal more stimulus-driven attentional control (Williams et al., 2002; Corbetta et al., 2008). On the basis of the aforementioned theories (Pellicano & Burr, 2012; Sinha et al., 2014) and Buckingham and colleagues' (2016) data, which posit that socio-behavioural and movement-based difficulties in autism are both underpinned by atypical predictive processing, we estimated that 'top-down' sensorimotor control would be correlated with self-reported autistic-like traits. Specifically, greater autistic-like traits were hypothesised to co-vary with a reduced susceptibility to the perceptual MWI, attenuated expectation-based scaling of lifting force rate, prolonged preparatory movement kinematics, elevated visual search rates and shorter gaze fixations prior to skill execution.

Methods

Participants

Ninety-two participants (47 males, 45 females; 23.10 ± 3.32 years) were recruited, the majority of whom ($n = 83$; 90%) were self-reported right-handers. All were naïve to the study aims and had normal or corrected-to-normal vision. Participants reporting any condition known to affect sensorimotor control, including ASD, were excluded. One individual with developmental co-ordination disorder and one with

prior injury was removed. The study received approval from the School of Sport and Health Sciences Ethics Committee (University of Exeter) and informed consent was obtained from all participants.

Materials

To measure autistic-like traits, participants completed the 50-item adult Autistic Quotient (AQ: Baron-Cohen et al. 2001). The AQ assesses five sub-traits associated with ASD: attention to detail, attention switching, imagination, communication and social skills. Participants self-reported on a 4-point Likert scale, signalling whether they “definitely agree”, “slightly agree”, “slightly disagree” or “definitely disagree” with fifty itemised statements assessing each subscale. Example statements include “I enjoy social occasions” (social skills), “I tend to notice details that others do not” (attentional switching) and “I am fascinated by dates” (attention to detail). The measure has proven reliable and valid for research use in general populations (Baron-Cohen et al., 2001; Woodbury-Smith et al. 2005), providing an overall score out of 50, whereby higher numbers reflect greater autistic tendencies. A score of 32 was proposed as a threshold above which seeking a diagnosis would be recommended for people who thought they might be autistic (Baron-Cohen et al., 2001). As such, to reduce the possibility of relationships being driven by clinically-related confounding factors (e.g., cognitive ability, symptom severity, development; Landry & Chouinard, 2016), participants who recorded above this value were excluded from statistical analysis after they had completed the study (as in Buckingham et al., 2016).

Participants were then presented with three identically-sized (5 x 5 x 5 cm) cubes with different surface materials (Figure 1A), namely: granite (unaltered density: 2.6 g/cm³), corkwood (unaltered density: 0.25 g/cm³), and expanded polystyrene (unaltered density: 0.03 g/cm³). Specifically, polystyrene (i.e., light-looking) and granite (i.e., heavy-looking) were used to elicit the MWI, whereas corkwood was selected to provide a ‘control’ object which was markedly closer to its natural (i.e., expected) weight. Each of the surface materials were sealed around a hollow wooden box, filled with lead shot and putty to provide a weight of 230 grams. A clear adhesive was used to seal the surface material to its inner structure, thereby making the object appear completely made from its visible outer material. Care was taken to ensure that the centre of mass coincided with each object’s geometric centre.

A mount was positioned on each object's top surface to facilitate lifting. Attached to this mount was an ATI Nano-17 Force transducer fitted within an aluminium and plastic handle (Figure 1B), which recorded forces in 3 dimensions at 500 Hz. Grip force was defined by forces orthogonal to the handle's surface, whereas load forces were yielded from the vector sum of the remaining values. Four reflective markers were attached to the object handle to create a detectable rigid body, which was tracked at 120-Hz by infrared cameras using motion capture technology (OptiTrack Flex13, NaturalPoint, Corvallis, Oregon). Four markers were also positioned on a 'lifting glove' (Figure 1B), which was worn on the dominant hand of participants to track hand movements¹. Participants were fitted with a Pupil Labs mobile eye-tracking system (Pupil Labs, Sanderstrasse, Berlin, Germany; Kassner, Patera & Bulling, 2014), a pair of lightweight glasses (34 g) which collates information from scene and infrared eye cameras to calculate gaze positions at 90 Hz (spatial accuracy of $\pm 0.60^\circ$ of visual angle; 0.08° precision). Prior to lifting procedures, the eye-tracking system was calibrated using the manufacturers built-in screen marker routine (Pupil Labs, 2016), which was presented upon a large LED screen (60.96 cm; Dell Computer Corporation, Round Rock, Texas) that spanned the entire lifting workspace². Calibration procedures were repeated upon any displacement of gaze cameras. A chin-rest was attached to the table to restrict head movements and a manual clapper board concealed objects before trials.



Figure 1. The expanded polystyrene, corkwood and granite objects lifted by participants (A) and the experimental set-up during a lifting trial (B).

Procedure

Participants first completed the AQ before undertaking the lifting protocol, consisting of five baseline lifts and twenty-four subsequent trials. Participants were seated throughout these trials, with their head positioned upon the chin-rest, and were instructed to start with their dominant hand positioned to the side of the object. Each object was placed quietly in front of participants and concealed behind a closed clapper board until the onset of each trial, so that there was no prior indication of their properties. Upon a computer-generated auditory tone, the manual clapper board was opened to reveal an object, and participants reached out to grasp the lifting handle with their thumb and forefinger of their dominant hand. Participants were instructed to vertically lift the object in a ‘smooth, controlled and confident manner’ at a self-selected speed, before holding it steady ‘a few centimetres above the table’. Upon a second auditory tone (+4s after trial onset), they were required to gently place the object back in its starting position, before verbally reporting a numerical judgement about how heavy it felt. Apart from the condition that larger numbers should represent higher weights, no constraints or ranges were placed on this measure so as to minimise biases associated with ratio scaling (Zwislocki & Goodman, 1980).

Instructions of these standardised procedures were given ahead of the lifting protocol. Thereafter, the corkwood object was lifted five times, with participants informed that the object would not change during these baseline lifts. No procedural errors were displayed by participants during baseline lifts 3-5, suggesting that they were all familiar with the task requirements. Subsequent MWI trials consisted of lifting each object 8 times, presenting a total of 24 lifts. The object used in each trial was determined from a completely randomised order, which was newly formulated for each participant to account for any potential order effects on weight perception (Maiello, Paulun, Klein & Fleming, 2018). Upon completion of all procedures, participants were verbally debriefed.

Data Analysis

Perceived Heaviness Scores: Self-ratings for each lift were normalised to a z-score distribution to provide a measure of perceived heaviness. To quantify the magnitude of the experienced MWI, average

values for the heavier-looking (granite) objects were subtracted from those of the lighter-looking (expanded polystyrene) objects (as in Buckingham et al., 2009; 2016).

Force Data: Extracted data from the force transducers were processed and analysed using a custom algorithm in MATLAB. Data were first smoothed using a 14-Hz dual-pass Butterworth filter, with forces perpendicular to the surface of the handle defined as grip force and resultant vectors of the tangential forces interpreted as load force (all as in Buckingham et al., 2009; 2016). To determine rates of change, data were differentiated with a 5-point central difference equation, with the maximum values on the initial lift for each trial determining peak grip (pGFR) and load (pLFR) force rates. Force rates from the first lift, as opposed to averages from all trials, were analysed, as lifting forces adapt rapidly over repeated lifts (Flanagan & Beltzner, 2000; Buckingham et al., 2009). To provide an index of prediction-led motor bias, grip (pGFRdiff) and load (pLFRdiff) force rates utilised in the *first* lift of the polystyrene object were subtracted from those of the granite object. Here, values from the first lift, as opposed to averages from across all lifts, were analysed, as differences in lifting forces diminish rapidly over repeated lifts (Flanagan & Beltzner, 2000; Buckingham et al., 2009)³. For these index scores, greater values would signify greater utility of feedforward information at a motor level.

Kinematic Data: Positional data for each rigid body were smoothed using a dual-pass, zero-phase lag Butterworth filter at 10-Hz (the 'optimum' cut-off frequency reported for upper-limb movement control research; Franks, Sanderson & Van Donkelaar, 1990). Hand and object velocity were calculated from the average position of their respected rigid bodies. We then segmented trials into four distinct phases: Reach, Grasp, Transport and Hold (as in Lavoie et al., 2018). The reach phase started when hand velocity first exceeded 50 mm/s for three consecutive frames (Eastough & Edwards, 2007) and concluded upon the onset of grip force (i.e., the Grasp phase). The Lift phase was then determined from the first timepoint whereby both Hand and Object velocity exceeded 50 mm/s. Finally, the Hold phase was derived from the timepoint where the object reached its maximum vertical position (endpoint of Lift phase) until the onset of the second auditory tone (trial completion). Total movement time was calculated from the onset of Reach to the offset of the Hold phase. The duration of each phase was recorded for baseline lifts and for the first lift of each MWI-inducing object. Furthermore, maximum

velocity of the hand during reach (MRV) and lift (MLV) phases was recorded, as were the timepoints where this occurred (as a % of total movement time).

Gaze Data: Visual fixations were extracted from gaze data using Pupil Player software (Pupil Labs, 2016). Fixations were defined as a gaze that remained on a location (within 1° visual angle) for a minimum of 120 ms, with the total number and average duration of fixations recorded. To quantify visual search rate, the number of fixations were divided by the average fixation duration. To index ‘top-down’ control, we calculated the Quiet Eye (QE) duration, which represents the final fixation or tracking gaze before the initiation of a planned motor response (Vickers, 1996). This was operationalised as the final fixation or tracking gaze directed to any single location in the workspace within 3° of visual angle (of the normalized position of the fixation's centroid) for a minimum of 100 ms prior to the onset of the lift phase. These variables were assessed for baseline trials and for the first lift of each MWI object. Longer QE durations signify greater ‘top-down’ processing (Vine, Moore & Wilson, 2014), whereas higher search rates are indicative of more stimulus-driven attention (Corbetta et al., 2008).

Eye-Hand Integration: To index the integration between gaze and kinematic outcomes, cross-correlational analysis (based on Chattington, Wilson, Ashford, & Marple-Horvat, 2007) explored corresponding signals for the changes in the vertical component of eye and hand movement. Firstly, positional hand data were resampled at 90 Hz, via interpolation, and gaze data were smoothed using a dual-pass, zero-phase lag Butterworth filter at 45-Hz (i.e., a low-pass cutoff deemed appropriate for detecting saccadic eye movements; Bahill, Brockenbrough & Troost, 1981). Thereafter, the two signals were manually synchronised for time, using detectable landmarks in the motion-capture and eye-tracking footage. Specifically, the frame denoting the onset of the reach movement was visually detected in the raw gaze data, before being aligned with the corresponding frame in the motion capture data (i.e., where hand velocity first exceeds 50 mm/s for three consecutive frames). As the synchronised signals followed notably comparable profiles during the grasp, lift and hold movements (see Appendix 1), data was then segmented from the start of the grasp phase (i.e., the timepoint corresponding to the onset of grip force) to the offset of the hold phase (i.e., the timepoint where the ‘object’ rigid body reached its maximum vertical position). The resulting cross-correlogram identified the peak covariation

of the two signals (i.e., peak R) and the ‘lag’ (converted into time) for when this peak covariation occurred. This ‘lag’ measure quantified the degree to which one signal may lead another, with lower (i.e., more negative values) signifying that eye movements were preceding the hand to a greater extent in a more feedforward manner. This provided further insight into whether systems are integrated in a ‘top-down’ or ‘bottom-up’ manner (Chattington et al., 2007).

Preliminary Analysis: Patterns of missing and complete values were identified for all data and the probability of these patterns diverging from randomness was estimated using Little’s MCAR test. To assist missing value analysis, Cronbach’s alpha coefficients assessed the reliability of AQ subscales. Outliers were inspected for all variables and, where detected, removed from their respected analysis (as recommended by Osbourne, 2013). Here, univariate outliers were identified as values > 3.29 SD above or below the mean ($p < .001$) and multivariate outliers ascertained by extreme Mahalanobis distances ($p < .001$; Tabachnick & Fidell, 2007). Participants with $>10\%$ of data identified as ‘missing’ or ‘outliers’ were excluded from analysis. For all variables, normality of data was examined from z-scores for skewness and kurtosis, while assumptions relating to linearity, homoscedasticity and multicollinearity were inspected from correlation matrices and scatterplots of residuals (Garson, 2012).

Statistical Analysis: To assess whether participants experienced the MWI, and showed prediction-related motor patterns, separate 3 (polystyrene, corkwood, granite) \times 8 (trials 1-8) repeated measures ANOVAs were conducted, with pGFR, pLFR and heaviness scores entered as dependent variables. Planned t-tests using the Bonferroni correction probed significant effects, with effect sizes calculated using partial-eta squared (η^2). Pearson’s correlation examined relationships between AQ scores, perceptual MWI index scores and prediction-related measures of force (pGFRdiff, pLFRdiff), movement (grasp phase duration, MRV, MLV and time to maximum velocity) gaze (search rate, QE duration) and eye-hand ‘lag’. Statistical analysis was performed using SPSS 25.0 for Windows (SPSS Inc., Chicago, IL), with significance accepted for all tests at $p < 0.05$ and data presented \pm SD.

Results

Preliminary Analyses

Incomplete cases were inferred as missing completely at random on the basis of Little's MCAR test ($p > .05$), while Cronbach's alpha coefficients indicated that AQ subscales were highly-reliable ($\alpha > .70$; Nunnally, 1978). Consequently, missing AQ items (0.04%) were replaced using scale mean imputation and participants ($n = 4$) with $>10\%$ of incomplete data were excluded from analysis. Three further participants were excluded due to "clinically significant" AQ scores (>32) affording a final sample of 83. Remaining AQ scores ranged from 5-32 (Mean: 15.98 ± 6.60) and are thus comparable to Buckingham and colleagues' (2016) previous dataset (Mean: 15.41 ± 6.09). For sensorimotor outcomes, six participants were removed from force analysis (remaining $n = 77$), due to equipment malfunction and/or outlier analysis, while four participants were removed from kinematic analysis (remaining $n = 79$) and twenty from gaze analysis (remaining $n = 63$) due to poor data quality. There were no statistical violations relating to normality, homoscedasticity and linearity observed on the remaining data. Mauchly's test indicted that pGFR and pLFR violated assumptions of sphericity ($p < .05$) and the Greenhouse-Geisser correction was applied. No further modification or exclusion of variables was necessary. None of the perceptual or sensorimotor variables were significantly different between genders (all $p > .12$) or left- and right-handers (p 's $> .15$; as in Buckingham, Ranger & Goodale, 2012).

Primary Analysis

Perceptual MWI: ANOVA revealed a robust MWI was induced (Figure 2A), with effects of material on perceived heaviness evident ($F_{(2, 162)} = 59.57, p < .001, \eta p^2 = .42$). Average scores for the polystyrene object were greater than corkwood values ($t_{(82)} = 5.42, p < .001$), which, in turn, were significantly greater than those reported for the granite object ($t_{(82)} = 5.38, p < .001$). Surprisingly, a 'material-by-trial' interaction also emerged ($F_{(10, 91, 883.43)} = 3.54, p < .001, \eta p^2 = .04$), with the magnitude of the illusion greater on the initial lift of each object (Figure 2A). Nevertheless, differences between materials were present during both initial ($F_{(2, 164)} = 59.59, p < .001, \eta p^2 = .40$) and final ($F_{(2, 164)} = 24.05, p < .001, \eta p^2 = .23$) trials, suggesting that the MWI remained over the protocol. However, no significant associations between AQ scores and the magnitude of this effect emerged ($R = .11; p = .34$; Figure 3A), indicating that autistic-like traits are unrelated to one's experience of this perceptual illusion.

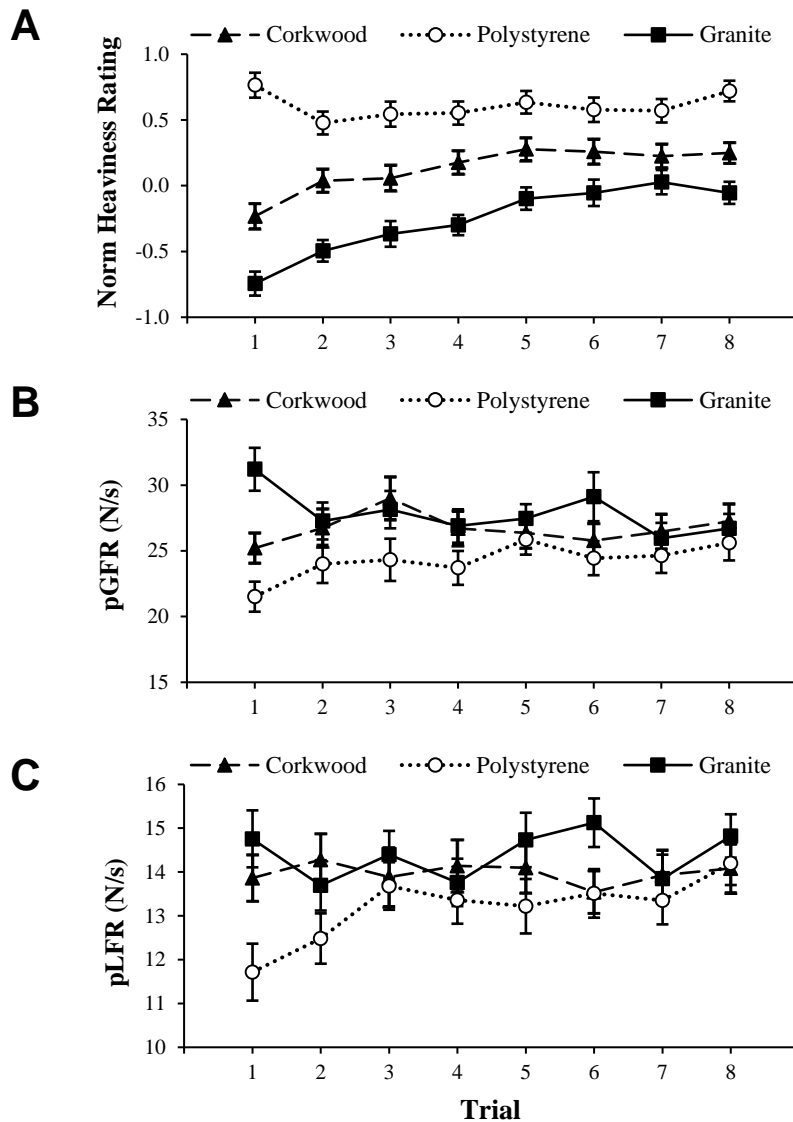


Figure 2. Trial-by-trial averages (\pm SEM) for normalised perceived heaviness ratings (**A**), peak grip force rate (pGRF; **B**) and peak load force rate (pLFR; **C**) across all trials.

Sensorimotor Control: ANOVA revealed significant effects of object material on pGFR ($F_{(2,148)} = 35.298, p < .001, \eta p^2 = .32$) and pLFR ($F_{(2,144)} = 18.09, p < .001, \eta p^2 = .20$). As displayed in Figure 2, fingertip forces were lower on the first trial when lifting the polystyrene box compared to when lifting the corkwood (pGFR: mean difference = 3.76 ± 8.05 N/s; $t_{(76)} = 4.10, p < .001$; pLFR: mean difference = 2.18 ± 4.01 N/s; $t_{(77)} = 4.81, p < .001$) and granite (pGFR: mean difference = 10.04 ± 14.10 N/s; $t_{(77)} = 6.29, p < .001$; pLFR: mean difference = 3.31 ± 5.73 N/s; $t_{(76)} = 5.06, p < .001$) objects. Similarly grip forces used to lift the granite box were significantly greater than those used to grip the corkwood one (pGFR: mean difference = 6.25 ± 12.33 N/s; $t_{(76)} = 4.45, p < .001$), although pLFR were not significantly

different between these objects ($t_{(76)} = 1.05$, $p = .05$). As expected, prediction-led biases in fingertip forces reduced over the lifting protocol (Figure 2), suggesting that sensorimotor adaptation occurred. Therefore, this force data indicated that material-related weight expectancies biased motor control, particularly on the initial lifts of each object. However, pGFRdiff and pLFRdiff values were not significantly related to AQ scores (both $p > .15$; Figure 3), suggesting that this generic predictive bias of motor control is not linked to autistic tendencies. Furthermore, no significant relationships emerged between AQ scores and any gaze or kinematic indicators of predictive control (all $p > .12$).

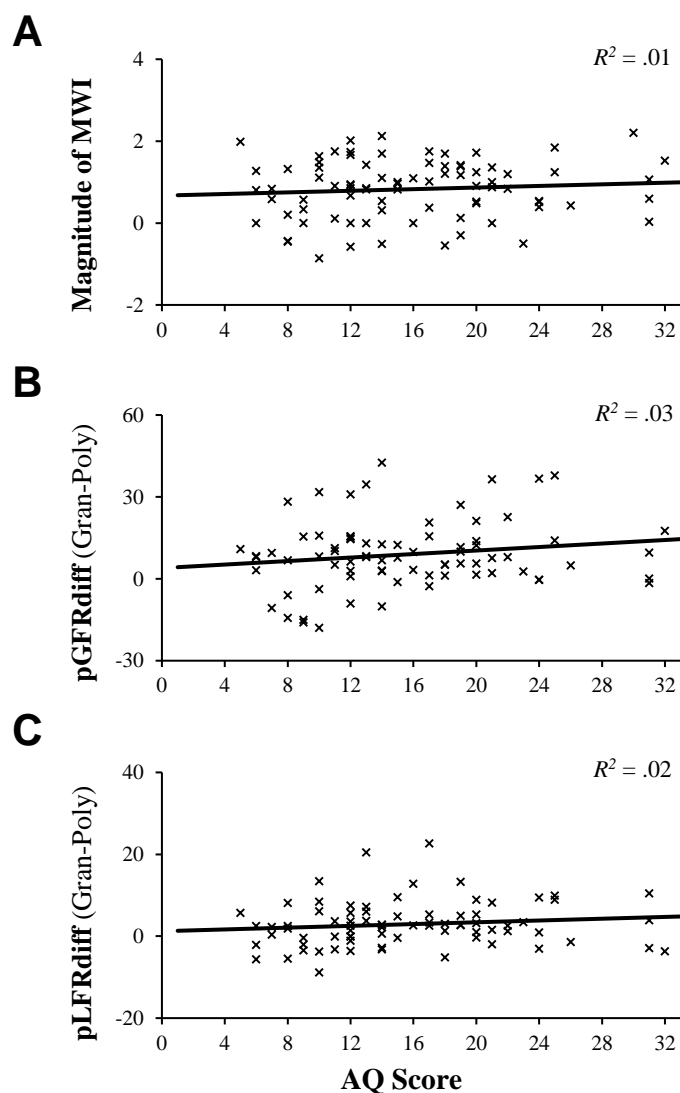


Figure 3. Scatter plots highlighting associations between AQ scores and the magnitude of the SWI (A), pGFRdiff (B) and pLFRdiff (C). No significant relationships emerged (all $p > .05$).

Exploratory Analysis

Naturally, effective predictive control of perception and action is dependent on accurate representations of environmental statistics (Friston, 2005; Bastos et al., 2012), with ‘bottom-up’ attentional systems activated when uncertainty about one’s beliefs is high (Yu & Dayan, 2003). However, recent theory (e.g., Lawson et al., 2014; 2017; Palmer et al., 2017) suggests that feedforward atypicalities in autism may arise from abnormalities in such processing. Therefore, given the null associations observed between autistic-like traits and *broad* indices of predictive control, we explored *finer* mechanisms relating to the context-sensitive integration of prior information and environmental statistics. Specifically, we indexed the degree to which AQ scores co-vary with uncertainty-related adjustments in gaze control, through subtracting average search rates in the final three baseline trials (i.e., where object properties were familiar and the likelihood of unexpected outcomes were minimal) from the first lift of each MWI object (i.e., where probabilistic and environmental statistics were uncertain)³.

As expected, search rate increased between baseline and MWI lifts ($t_{(62)} = 4.24, p < .001$), an effect driven by shorter fixation durations (average change: -0.07 ± 0.13 s) which indicated that ‘bottom-up’ attentional systems were generally activated in uncertain trials (Figure 4A). Interestingly though, these context-sensitive increases (i.e., differences in search rate between baseline and high-uncertainty trials) were negatively correlated with AQ scores ($R = -.32, p = .01$), with more pronounced changes in low- compared to high-trait participants (Figure 4B). This suggests that the utility of ‘top-down’ information was less flexible in those with greater autistic-like traits (Lawson et al, 2017).

Finally, given the possibility that some autistic-like traits may be more closely related to predictive processing than others, we explored relationships between individual AQ subscales and each of the sensorimotor outcomes included in the primary analysis (see Appendix 2 for Table). In line with our main findings, no associations emerged for any of force, kinematic, gaze or perceptual variables (all $p > .08$), reinforcing observations that broad sensorimotor prediction is unrelated to autistic-like traits in the context of the MWI. Eye-hand ‘lag’ was observed to weakly correlate with ‘attention to detail’ ($R = .26, p = .045$) and ‘attention switching’ ($R = .28, p = .03$) subscales though, suggesting that there may be an association between visuomotor integration and autistic-like *attentional* traits.

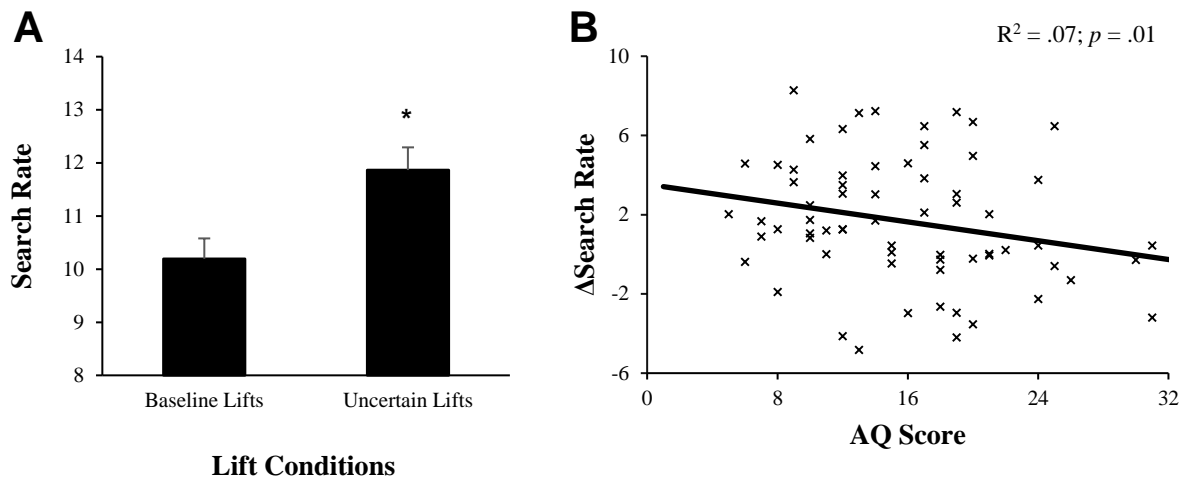


Figure 4. A: Changes in search rate (\pm SEM) from Baseline (lifts 3-5) to uncertain (Initial MWI lifts for each object) lifts, **B:** scatter plot highlighting the relationship between AQ scores and the magnitude of these changes. *Denotes significant difference ($p < .05$).

Discussion

In this study, we explored links between autistic-like traits and predictive sensorimotor control in a non-clinical population. To do this, we employed a MWI paradigm, whereby the apparent materials of identically-sized and weighted objects were manipulated to elicit prediction-related patterns of perception, gaze and movement. Manipulation checks indicated that prior expectations of object weight biased both perception and action (Figure 2), permitting scrutiny into whether prediction-related tendencies are inherently related to autistic-like traits (e.g., as proposed by Pellicano & Burr, 2012; Gomot & Wicker, 2012; Friston, Lawson & Frith, 2013; Sinha et al., 2014; Van de Cruys et al., 2014).

Contrary to our hypotheses, AQ scores were unrelated to the magnitude of the perceptual MWI (Figure 3A), suggesting that the influence of prior knowledge on weight perception was comparable for individuals from across the general autism phenotype. These findings are difficult to reconcile with some predictive theories of autism (e.g., Pellicano & Burr, 2012; Sinha et al., 2014) and illusory-based perceptual research (e.g., Happé, 1996), as participants with greater AQ scores were equally susceptible to these prediction-led biases. However, they align with the null relationships observed between

autistic-like traits and most classical illusions (Chouinard et al., 2016). In particular, our results indicate that the null perceptual effects observed by Buckingham and colleagues (2016) in the SWI were not specific to size processing mechanisms, and hold true across a range of prior expectations.

Furthermore, and again contrary to our initial hypotheses, no broad-scale abnormalities in ‘top-down’ control of action were detected in high-trait individuals. Specifically, the extent to which prediction influenced motor patterns and gaze behaviours was unrelated to AQ scores, despite previous findings that high-trait individuals utilise prior information differently in lifting motor programmes (Buckingham et al., 2016). Instead, participants generally displayed classic lifting profiles, irrespective of their AQ scores, whereby heavy-looking items were lifted with higher force rates than lighter-looking ones (Figures 2B-C; Gordon et al., 1991; Flanagan & Beltzner, 2000). Although seemingly contradictory of various sensorimotor research (e.g., Mosconi et al., 2013; Buckingham et al., 2016), this corresponds with a meaningful body of clinical evidence which has shown broad prediction-dependent capabilities to be typical in autistic people (Mostofsky, Bunoski, Morton, Goldberg & Bastian., 2004; Gidley-Larson et al., 2008; Ego et al., 2016; Tewolde et al., 2018). Findings also align with recent evidence that autistic and neurotypical individuals attend to similar information when presented with visual illusions (Chouinard, Royals, Landry & Sperandio, 2018). Consequently, in contrast to broad predictive accounts of autism (e.g., Pellicano & Burr, 2012; Sinha et al., 2014), our data indicates links between sensorimotor prediction and autistic-like traits may not be due to any *generic* processing abnormalities, but rather due to *context-sensitive* ‘high-level’ mechanisms.

Recent theories propose that autistic-like traits may relate to finer mechanisms involved in the context-sensitive adjustment of ‘top-down’ and ‘bottom-up’ control systems (Lawson et al., 2014; 2017; Palmer et al., 2017). These contemporary accounts argue that prediction-related atypicalities may arise from implicit tendencies to misinterpret the uncertainty of an environment, with perception and action resting on internal representations of volatility (Friston, 2005; Bastos et al., 2012). Typically, under more volatile conditions, less predictive attentional patterns emerge (Vossel et al., 2013), as evident in our data, where search-rate generally increased between baseline and uncertain trials (Figure 4A). This suppression of ‘top-down’ control is often adaptive, as prior expectations are less reliable in uncertain

environments (Brown & Friston, 2012), and resultant elevations in neural gain facilitate learning (Burge et al., 2008; Kording et al., 2007). Interestingly though, context-sensitive changes in search rate were reduced in high-trait participants (Figure 4B), suggesting that the dynamic integration of prior information and environmental statistics may be decreased in these individuals. Although novel, such data is consistent with perceptual research, where high-trait participants showed reduced distinction between low- and high-volatility conditions (Lawson et al., 2017). They also correspond with recent observations in the rubber hand illusion, where participants with greater autistic-like traits displayed reduced uncertainty-related slowing of movement, despite experiencing typical perceptual effects (Palmer et al., 2013; 2015). Taken together, these results support proposals that predictive atypicalities in autism may stem from misrepresentations of environmental uncertainty (Lawson et al., 2014; 2017).

These contemporary explanations account for why feedforward differences are shown in some, but not all empirical paradigms, as environmental statistics will naturally vary. For example, it is plausible that context-sensitive representations of uncertainty differed in the present MWI study from Buckingham and colleagues' (2016) SWI protocol, where the congruity between expected and actual weight will have differed. Furthermore, given the "finer", "context-sensitive" predictive processes implicated by these theoretical frameworks (Palmer et al., 2017; p.521), quantifiable differences in sensorimotor control are unlikely to transfer across SWI and MWI lifting paradigms, as they are underpinned by different mechanisms (Buckingham, 2014; Saccone & Chouinard, 2018). Nevertheless, various autism-related movement difficulties can be explained by heightened perceptions of volatility, with motor skill performance (Land, 2009) and adaptation (Burge et al., 2008) both impaired by contextually-inappropriate weightings of 'top-down' and 'bottom-up' control. Therefore, given the growing evidence for these explanations, research should explore the effects of environmental volatility on sensorimotor control in autism. The use of weight-based illusions to further this understanding remains profitable, as they facilitate holistic exploration of sensorimotor control in a manner that is not contingent upon communicative or motivational competencies (Fisk & Goodale 1989).

Currently, our findings must be interpreted with caution in the context of clinical populations (Gregory & Plaisted-Grant, 2013), with inferences essentially indirect at this stage (Skewes, Jegindø &

Gebauer, 2015). Although trait-based approaches are advocated in recent research (Chouinard et al., 2013), motor impairments are more prevalent and/or severe in clinical populations (Green et al., 2002) and may thus differ in aetiology. Further research is consequently required to examine whether results hold in individuals with clinically-diagnosed ASD, to assist in the development of evidence-based practical interventions that are warranted by autistic stakeholders and representative organisations (Pellicano et al., 2014; Myers & Johnson, 2007). Indeed, it is argued that greater scrutiny into prediction-related mechanisms, such as those discussed in here, could present numerous avenues for prospective diagnostic and treatment programmes (see Haker et al., 2016 for detailed discussion). Though it must be emphasised that our study provides only a tentative starting point in this research development, it is hoped that future work will be directed towards helping autistic people “manage themselves with whatever difficulties they have” (Pellicano et al., 2014; p.6).

It must also be noted that the simplistic nature of our motor task may limit the validity of ‘eye-hand’ measures. As the goal of each trial was to assess object weight, deviations in ‘top-down’ and ‘bottom-up’ mechanisms were difficult to detect, with the objects providing an informational source for both attentional systems. Thus unsurprisingly, ‘eye-hand’ lag times ($0.23 \pm .09$) were temporally closer than those previously observed (e.g., Lavoie et al., 2018), as gaze tended to follow the object in a manner that aids perception of weight (Hamilton et al., 2007). Interestingly, sub-trait analysis (Appendix 2) suggested that this integration of visuomotor systems may be related to autistic-like attentional traits. This exploratory link evidently requires further empirical scrutiny, with heightened perceptions of volatility proposed to disrupt the ‘connectivity’ of neurobiological systems (Friston et al., 2013). More sophisticated eye-hand analysis is warranted during tasks with an external goal (e.g., Lavoie et al., 2018), where eye movements typically precede those of the hand in an empirically-quantifiable fashion (Chattington et al., 2007). Such enquiry could improve our understanding of how sensory domains might be related in autism (Robertson & Baron-Cohen, 2017).

Overall, our findings suggest that sensorimotor atypicalities in people with greater autistic tendencies do not originate from domain-general processing impairments, but rather from specific differences in the utility of predictive control. Participants with greater autistic-like traits appeared

equally susceptible to predictive biases elicited by the MWI at multiple sensorimotor levels. However, these individuals showed reduced context-sensitive adjustments in gaze control under uncertain conditions, supporting links between autistic-like traits and inflexible representations of environmental volatility. Research is required to further our mechanistic understanding of these effects and enable the development of effective evidence-based strategies for the autism community.

Conflict of Interest

The authors declare that they have no conflict of interest.

Acknowledgements

TA was supported with a South-West Doctoral Training Partnership PhD studentship, funded by the Economic and Social Research Council.

References

- Almeida, R. A., Dickinson, J. E., Maybery, M. T., Badcock, J. C., & Badcock, D. R. (2014). Enhanced global integration of closed contours in individuals with high levels of autistic-like traits. *Vision Research*, *103*, 109-115.
- Bahill, A. T., Brockenbrough, A., & Troost, B. T. (1981). Variability and development of a normative data base for saccadic eye movements. *Investigative Ophthalmology & Visual Science*, *21*(1), 116-125.
- Baron-Cohen, S., Hoekstra, R. A., Knickmeyer, R., & Wheelwright, S. (2006). The Autism-Spectrum Quotient (AQ)—adolescent version. *Journal of Autism and Developmental Disorders*, *36*, 343–350.
- Baron-Cohen, S., Wheelwright, S., Skinner, R., Martin, J., & Clubley, E. (2001). The autism-spectrum quotient (AQ): Evidence from asperger syndrome/high-functioning autism, males and females, scientists and mathematicians. *Journal of Autism and Developmental Disorders*, *31*(1), 5-17.
- Bastos, A. M., Usrey, W. M., Adams, R. A., Mangun, G. R., Fries, P., & Friston, K. J. (2012). Canonical microcircuits for predictive coding. *Neuron*, *76*(4), 695-711.
- Bayliss, A. P., & Kritikos, A. (2011). Brief report: Perceptual load and the autism spectrum in typically developed individuals. *Journal of Autism and Developmental Disorders*, *41*(11), 1573-1578.
- Bayliss, A. P., & Tipper, S. P. (2005). Gaze and arrow cueing of attention reveals individual differences along the autism spectrum as a function of target context. *British Journal of Psychology*, *96*(1), 95-114.
- Bertone, A., Mottron, L., Jelenic, P., & Faubert, J. (2005). Enhanced and diminished visuo-spatial information processing in autism depends on stimulus complexity. *Brain*, *128*(10), 2430-2441.
- Brandwein, A. B., Foxe, J. J., Butler, J. S., Frey, H.-P., Bates, J. C., Shulman, L. H., & Molholm, S. (2015). Neurophysiological indices of atypical auditory processing and multisensory integration are associated with symptom severity in autism. *Journal of Autism and Developmental Disorders*, *45*(1), 230-244.
- Brayanov, J. B., & Smith, M. A. (2010). Bayesian and “anti-Bayesian” biases in sensory integration for action and perception in the size–weight illusion. *Journal of Neurophysiology*, *103*(3), 1518-1531.
- Brosnan, M. J., Chapman, E., & Ashwin, C. (2014). Adolescents with autism spectrum disorder show a circumspect reasoning bias rather than ‘jumping-to-conclusions’. *Journal of Autism and Developmental Disorders*, *44*(3), 513-520.
- Brosnan, M. J., Scott, F. J., Fox, S., & Pye, J. (2004). Gestalt processing in autism: Failure to process perceptual relationships and the implications for contextual understanding. *Journal of Child Psychology and Psychiatry*, *45*(3), 459-469.
- Buckingham, G. (2014). Getting a grip on heaviness perception: a review of weight illusions and their probable causes. *Experimental Brain Research*, *232*(6), 1623-1629.
- Buckingham, G., & Goodale, M. A. (2013). Size matters: a single representation underlies our perceptions of heaviness in the size-weight illusion. *PLoS One*, *8*(1), e54709.

- Buckingham, G., Cant, J. S., & Goodale, M. A. (2009). Living in a material world: how visual cues to material properties affect the way that we lift objects and perceive their weight. *Journal of Neurophysiology*, *102*(6), 3111-3118.
- Buckingham, G., Ranger, N. S., & Goodale, M. A. (2012). Handedness, laterality and the size-weight illusion. *Cortex*, *48*(10), 1342-1350.
- Buckingham, G., Michelakakis, E. E., & Rajendran, G. (2016). The influence of prior knowledge on perception and action: relationships to autistic traits. *Journal of Autism and Developmental Disorders*, *46*(5), 1716-1724.
- Buescher, A. V., Cidav, Z., Knapp, M., & Mandell, D. S. (2014). Costs of autism spectrum disorders in the United Kingdom and the United States. *JAMA Pediatrics*, *168*(8), 721-728.
- Burge, J., Ernst, M. O., & Banks, M. S. (2008). The statistical determinants of adaptation rate in human reaching. *Journal of Vision*, *8*(4), 20.
- Cascio, C. J., Woynaroski, T., Baranek, G. T., & Wallace, M. T. (2016). Toward an interdisciplinary approach to understanding sensory function in autism spectrum disorder. *Autism Research*, *9*(9), 920-925.
- Cashaback, J. G., McGregor, H. R., Pun, H. C., Buckingham, G., & Gribble, P. L. (2017). Does the sensorimotor system minimize prediction error or select the most likely prediction during object lifting? *Journal of Neurophysiology*, *117*(1), 260-274.
- Charpentier, A. (1891). Analyse experimentale de quelques elements de la sensation de poids. *Archive de Physiologie Normale et Pathologiques*, *3*, 122-135.
- Chattington, M., Wilson, M., Ashford, D., & Marple-Horvat, D. (2007). Eye-steering coordination in natural driving. *Experimental Brain Research*, *180*(1), 1-14.
- Chouinard, P. A., Large, M. E., Chang, E. C., & Goodale, M. A. (2009). Dissociable neural mechanisms for determining the perceived heaviness of objects and the predicted weight of objects during lifting: An fMRI investigation of the size-weight illusion. *Neuroimage*, *44*(1), 200-212.
- Chouinard, P. A., Noulty, W. A., Sperandio, I., & Landry, O. (2013). Global processing during the Müller-Lyer illusion is distinctively affected by the degree of autistic traits in the typical population. *Experimental Brain Research*, *230*(2), 219-231.
- Chouinard, P. A., Unwin, K. L., Landry, O., & Sperandio, I. (2016). Susceptibility to optical illusions varies as a function of the autism-spectrum quotient but not in ways predicted by local-global biases. *Journal of Autism and Developmental Disorders*, *46*(6), 2224-2239.
- Cole, J. C. (2008). How to deal with missing data: Conceptual overview and details for implementing two modern methods. In J. W. Osbourne (Ed.), *Best practices in quantitative methods* (pp. 214-238). Thousand Oaks: Sage Publications.
- Cooper, N. R., Simpson, A., Till, A., Simmons, K., & Puzzo, I. (2013). Beta event-related desynchronization as an index of individual differences in processing human facial expression: further investigations of autistic traits in typically developing adults. *Frontiers in Human Neuroscience*, *7*, 159.
- Corbetta, M., Patel, G., & Shulman, G. L. (2008). The reorienting system of the human brain: from environment to theory of mind. *Neuron*, *58*(3), 306-324.

- Davis, C. M., & Roberts, W. (1976). Lifting movements in the size-weight illusion. *Perception & Psychophysics*, *20*(1), 33-36.
- Dijker, A. J. (2008). Why Barbie feels heavier than Ken: The influence of size-based expectancies and social cues on the illusory perception of weight. *Cognition*, *106*(3), 1109-1125.
- Eastough, D., & Edwards, M. G. (2007). Movement kinematics in prehension are affected by grasping objects of different mass. *Experimental Brain Research*, *176*(1), 193-198.
- Ego, C., Bonhomme, L., de Xivry, J.-J. O., Da Fonseca, D., Lefèvre, P., Masson, G. S., & Deruelle, C. (2016). Behavioral characterization of prediction and internal models in adolescents with autistic spectrum disorders. *Neuropsychologia*, *91*, 335-345.
- Ewbank, M. P., Rhodes, G., von dem Hagen, E. A., Powell, T. E., Bright, N., Stoyanova, R. S., . . . Calder, A. J. (2014). Repetition suppression in ventral visual cortex is diminished as a function of increasing autistic traits. *Cerebral Cortex*, *25*(10), 3381-3393.
- Flanagan, J. R., & Beltzner, M. A. (2000). Independence of perceptual and sensorimotor predictions in the size-weight illusion. *Nature Neuroscience*, *3*(7), 737-741.
- Flanagan, J. R., Bittner, J. P., & Johansson, R. S. (2008). Experience can change distinct size-weight priors engaged in lifting objects and judging their weights. *Current Biology*, *18*(22), 1742-1747.
- Fletcher-Watson, S., Leekam, S. R., Benson, V., Frank, M., & Findlay, J. (2009). Eye-movements reveal attention to social information in autism spectrum disorder. *Neuropsychologia*, *47*(1), 248-257.
- Fournier, K. A., Hass, C. J., Naik, S. K., Lodha, N., & Cauraugh, J. H. (2010). Motor coordination in autism spectrum disorders: a synthesis and meta-analysis. *Journal of Autism and Developmental Disorders*, *40*(10), 1227-1240.
- Franks, I. M., Sanderson, D. J., & Van Donkelaar, P. (1990). A comparison of directly recorded and derived acceleration data in movement control research. *Human Movement Science*, *9*(6), 573-582.
- Friston, K. J., Lawson, R., & Frith, C. D. (2013). On hyperpriors and hypopriors: comment on Pellicano and Burr. *Trends in Cognitive Sciences*, *17*(1), 1.
- Frith, C. (2003). What do imaging studies tell us about the neural basis of autism. *Autism: Neural basis and treatment possibilities*, 149-176.
- Garson, G. D. (2012). *Testing Statistical Assumptions*. Asheboro, NC: Statistical Associates Publishing.
- Geisler, W. S., & Kersten, D. (2002). Illusions, perception and Bayes. *Nature Neuroscience*, *5*(6), 508.
- Gepner, B., & Mestre, D. R. (2002). Brief report: postural reactivity to fast visual motion differentiates autistic from children with Asperger syndrome. *Journal of Autism and Developmental Disorders*, *32*(3), 231-238.
- Gernsbacher, M. A., Stevenson, J. L., & Dern, S. (2017). Specificity, contexts, and reference groups matter when assessing autistic traits. *PloS one*, *12*(2), e0171931
- Gidley-Larson, J. C., Bastian, A. J., Donchin, O., Shadmehr, R., & Mostofsky, S. H. (2008). Acquisition of internal models of motor tasks in children with autism. *Brain*, *131*(11), 2894-2903.

- Glazebrook, C., Gonzalez, D., Hansen, S., & Elliott, D. (2009). The role of vision for online control of manual aiming movements in persons with autism spectrum disorders. *Autism, 13*(4), 411-433.
- Golenia, L., Bongers, R. M., van Hoorn, J. F., Otten, E., Mouton, L. J., & Schoemaker, M. M. (2018). Variability in coordination patterns in children with developmental coordination disorder (DCD). *Human Movement Science, 60*, 202-213.
- Gomot, M., & Wicker, B. (2012). A challenging, unpredictable world for people with autism spectrum disorder. *International Journal of Psychophysiology, 83*(2), 240-247.
- Gordon, A. M., Forssberg, H., Johansson, R. S., & Westling, G. (1991). Visual size cues in the programming of manipulative forces during precision grip. *Experimental Brain Research, 83*(3), 477-482.
- Gowen, E., & Hamilton, A. F. d. C. (2013). Motor abilities in autism: a review using a computational context. *Journal of Autism and Developmental Disorders, 43*(2), 323-344.
- Grandy, M. S., & Westwood, D. A. (2006). Opposite perceptual and sensorimotor responses to a size-weight illusion. *Journal of Neurophysiology, 95*(6), 3887-3892.
- Green, D., Baird, G., Barnett, A. L., Henderson, L., Huber, J., & Henderson, S. E. (2002). The severity and nature of motor impairment in Asperger's syndrome: a comparison with specific developmental disorder of motor function. *Journal of Child Psychology and Psychiatry, 43*(5), 655-668.
- Gregory, B., & Plaisted-Grant, K. (2016). The autism-spectrum quotient and visual search: Shallow and deep autistic endophenotypes. *Journal of Autism and Developmental Disorders, 46*(5), 1503-1512.
- Grinter, E. J., Maybery, M. T., Van Beek, P. L., Pellicano, E., Badcock, J. C., & Badcock, D. R. (2009). Global visual processing and self-rated autistic-like traits. *Journal of Autism and Developmental Disorders, 39*(9), 1278-1290.
- Haker, H., Schneebeli, M., & Stephan, K. E. (2016). Can Bayesian theories of autism spectrum disorder help improve clinical practice?. *Frontiers in Psychiatry, 7*, 107.
- Hamilton, A. F. d. C., Joyce, D. W., Flanagan, J. R., Frith, C. D., & Wolpert, D. M. (2007). Kinematic cues in perceptual weight judgement and their origins in box lifting. *Psychological Research, 71*(1), 13-21.
- Happé, F. G. (1996). Studying weak central coherence at low levels: children with autism do not succumb to visual illusions. A research note. *Journal of Child Psychology and Psychiatry, 37*(7), 873-877.
- Happé, F., Booth, R., Charlton, R., & Hughes, C. (2006). Executive function deficits in autism spectrum disorders and attention-deficit/hyperactivity disorder: examining profiles across domains and ages. *Brain and Cognition, 61*(1), 25-39.
- Happé, F., & Frith, U. (2006). The weak coherence account: detail-focused cognitive style in autism spectrum disorders. *Journal of Autism and Developmental Disorders, 36*(1), 5-25.
- Haswell, C. C., Izawa, J., Dowell, L. R., Mostofsky, S. H., & Shadmehr, R. (2009). Representation of internal models of action in the autistic brain. *Nature Neuroscience, 12*(8), 970.
- Hughes, C. (1996). Brief report: Planning problems in autism at the level of motor control. *Journal of Autism and Developmental Disorders, 26*(1), 99-107.

- Jameel, L., Vyas, K., Bellesi, G., Roberts, V., & Channon, S. (2014). Going ‘above and beyond’: Are those high in autistic traits less pro-social?. *Journal of Autism and Developmental Disorders*, *44*(8), 1846-1858.
- Jasmin, E., Couture, M., McKinley, P., Reid, G., Fombonne, E., & Gisel, E. (2009). Sensori-motor and daily living skills of preschool children with autism spectrum disorders. *Journal of Autism and Developmental Disorders*, *39*(2), 231-241.
- Jenmalm, P., & Johansson, R. S. (1997). Visual and somatosensory information about object shape control manipulative fingertip forces. *Journal of Neuroscience*, *17*(11), 4486-4499.
- Jenmalm, P., Schmitz, C., Forssberg, H., & Ehrsson, H. H. (2006). Lighter or heavier than predicted: neural correlates of corrective mechanisms during erroneously programmed lifts. *Journal of Neuroscience*, *26*(35), 9015-9021.
- Johansson, R. S., & Westling, G. (1988). Coordinated isometric muscle commands adequately and erroneously programmed for the weight during lifting task with precision grip. *Experimental Brain Research*, *71*(1), 59-71.
- Johansson, R. S., Westling, G., Bäckström, A., & Flanagan, J. R. (2001). Eye–hand coordination in object manipulation. *Journal of Neuroscience*, *21*(17), 6917-6932.
- Johnson, B. P., Rinehart, N. J., White, O., Millist, L., & Fielding, J. (2013). Saccade adaptation in autism and Asperger’s disorder. *Neuroscience*, *243*, 76-87.
- Kassner, M., Patera, W., & Bulling, A. (2014). Pupil: an open source platform for pervasive eye tracking and mobile gaze-based interaction. In *Adjunct Proceedings of the 2014 ACM International Joint Conference on Pervasive and Ubiquitous Computing (UbiComp)*. 1151–1160.
- Pupil Labs (2016). *Pupil Labs*. Retrieved from www.pupil-labs.com/ (accessed: 01/11/2018).
- Land, M. F. (2009). Vision, eye movements, and natural behavior. *Visual Neuroscience*, *26*(1), 51-62.
- Lavoie, E. B., Valevicius, A. M., Boser, Q. A., Kovic, O., Vette, A. H., Pilarski, P. M., . . . Chapman, C. S. (2018). Using synchronized eye and motion tracking to determine high-precision eye-movement patterns during object-interaction tasks. *Journal of Vision*, *18*(6), 18.
- Lawson, R. P., Mathys, C., & Rees, G. (2017). Adults with autism overestimate the volatility of the sensory environment. *Nature Neuroscience*, *20*(9), 1293-1299.
- Lawson, R. P., Rees, G., & Friston, K. J. (2014). An aberrant precision account of autism. *Frontiers in Human Neuroscience*, *8*, 302.
- Maiello, G., Paulun, V. C., Klein, L. K., & Fleming, R. W. (2018). The sequential-weight illusion. *i-Perception*, *9*(4).
- Mitchell, P., Mottron, L., Soulieres, I., & Ropar, D. (2010). Susceptibility to the Shepard illusion in participants with autism: reduced top-down influences within perception? *Autism Research*, *3*(3), 113-119.
- Mosconi, M. W., Luna, B., Kay-Stacey, M., Nowinski, C. V., Rubin, L. H., Scudder, C., . . . Sweeney, J. A. (2013). Saccade adaptation abnormalities implicate dysfunction of cerebellar-dependent learning mechanisms in autism spectrum disorders (ASD). *PLoS One*, *8*(5), e63709.

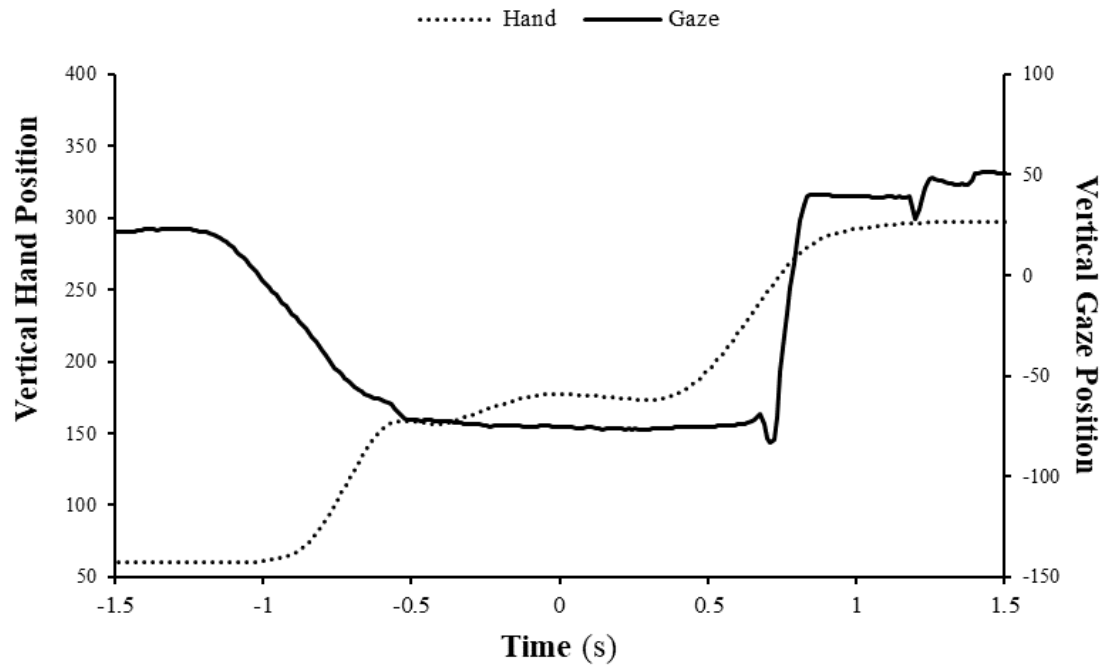
- Mostofsky, S. H., Goldberg, M. C., Landa, R. J., & Denckla, M. B. (2000). Evidence for a deficit in procedural learning in children and adolescents with autism: implications for cerebellar contribution. *Journal of the International Neuropsychological Society*, 6(7), 752-759.
- Mostofsky, S. H., Bunoski, R., Morton, S. M., Goldberg, M. C., & Bastian, A. J. (2004). Children with autism adapt normally during a catching task requiring the cerebellum. *Neurocase*, 10(1), 60-64.
- Myers, S. M., & Johnson, C. P. (2007). Management of children with autism spectrum disorders. *Pediatrics*, 120(5), 1162-1182.
- Palmer, C. J., Paton, B., Hohwy, J., & Enticott, P. G. (2013). Movement under uncertainty: the effects of the rubber-hand illusion vary along the nonclinical autism spectrum. *Neuropsychologia*, 51(10), 1942-1951.
- Palmer, C. J., Paton, B., Kirkovski, M., Enticott, P. G., & Hohwy, J. (2015). Context sensitivity in action decreases along the autism spectrum: a predictive processing perspective. *Proceedings of the Royal Society B: Biological sciences*, 282(1802), 20141557.
- Palmer, C. J., Lawson, R. P., & Hohwy, J. (2017). Bayesian approaches to autism: Towards volatility, action, and behavior. *Psychological Bulletin*, 143(5), 521.
- Pellicano, E., & Burr, D. (2012). When the world becomes ‘too real’: a Bayesian explanation of autistic perception. *Trends in Cognitive Sciences*, 16(10), 504-510.
- Pellicano, E., Dinsmore, A., & Charman, T. (2014). What should autism research focus upon? Community views and priorities from the United Kingdom. *Autism*, 18(7), 756-770.
- Poljac, E., Poljac, E., & Wagemans, J. (2013). Reduced accuracy and sensitivity in the perception of emotional facial expressions in individuals with high autism spectrum traits. *Autism*, 17(6), 668-680.
- Robertson, C. E., & Baron-Cohen, S. (2017). Sensory perception in autism. *Nature Reviews Neuroscience*.
- Ropar, D., & Mitchell, P. (2002). Shape constancy in autism: The role of prior knowledge and perspective cues. *Journal of Child Psychology and Psychiatry*, 43(5), 647-653.
- Ruzich, E., Allison, C., Smith, P., Watson, P., Auyeung, B., Ring, H., & Baron-Cohen, S. (2015). Measuring autistic traits in the general population: a systematic review of the Autism-Spectrum Quotient (AQ) in a nonclinical population sample of 6,900 typical adult males and females. *Molecular Autism*, 6, 2.
- Sailer, U., Flanagan, J. R., & Johansson, R. S. (2005). Eye–hand coordination during learning of a novel visuomotor task. *Journal of Neuroscience*, 25(39), 8833-8842.
- Scharoun, S. M., Wright, K. T., Robertson-Wilson, J. E., Fletcher, P. C., & Bryden, P. J. (2017). Physical Activity in Individuals with Autism Spectrum Disorders (ASD): A Review. In *Autism-Paradigms, Recent Research and Clinical Applications: InTech*.
- Schmitz, C., Martineau, J., Barthélémy, C., & Assaiante, C. (2003). Motor control and children with autism: deficit of anticipatory function? *Neuroscience Letters*, 348(1), 17-20.
- Seashore, C. E. (1899). Some psychological statistics II. The material weight illusion. *University of Iowa Studies in Psychology*, 2, 36-46.

- Sinha, P., Kjelgaard, M. M., Gandhi, T. K., Tsourides, K., Cardinaux, A. L., Pantazis, D., . . . Held, R. M. (2014). Autism as a disorder of prediction. *Proceedings of the National Academy of Sciences, 111*(42), 15220-15225.
- Soulières, I., Dawson, M., Samson, F., Barbeau, E. B., Sahyoun, C. P., Strangman, G. E., . . . Mottron, L. (2009). Enhanced visual processing contributes to matrix reasoning in autism. *Human Brain Mapping, 30*(12), 4082-4107.
- Tabachnick, B. G., & Fidell, L. S. (2007). *Using Multivariate Statistics*. London, UK: Pearson Education.
- Tewolde, F. G., Bishop, D. V., & Manning, C. (2018). Visual motion prediction and verbal false memory performance in autistic children. *Autism Research, 11*(3), 509-518.
- Toplak, M. E., West, R. F., & Stanovich, K. E. (2011). The Cognitive Reflection Test as a predictor of performance on heuristics-and-biases tasks. *Memory & Cognition, 39*(7), 1275.
- Van Boxtel, J. J., & Lu, H. (2013). Impaired global, and compensatory local, biological motion processing in people with high levels of autistic traits. *Frontiers in Psychology, 4*, 209.
- Van de Cruys, S., Evers, K., Van der Hallen, R., Van Eylen, L., Boets, B., de-Wit, L., & Wagemans, J. (2014). Precise minds in uncertain worlds: Predictive coding in autism. *Psychological Review, 121*(4), 649.
- Van der Hallen, R., Evers, K., Brewaeys, K., Van den Noortgate, W., & Wagemans, J. (2015). Global processing takes time: A meta-analysis on local–global visual processing in ASD. *Psychological Bulletin, 141*(3), 549.
- Vickers, J. N. (1996). Visual control when aiming at a far target. *Journal of Experimental Psychology: Human perception and performance, 22*(2), 342.
- von Helmholtz, H. (1962). *Treatise on Physiological Optics*. New York: Dover.
- Wang, Z., Magnon, G. C., White, S. P., Greene, R. K., Vaillancourt, D. E., & Mosconi, M. W. (2015). Individuals with autism spectrum disorder show abnormalities during initial and subsequent phases of precision gripping. *Journal of Neurophysiology, 113*(7), 1989-2001.
- Wilson, M. R., Miles, C. A., Vine, S. J., & Vickers, J. N. (2013). Quiet eye distinguishes children of high and low motor coordination abilities. *Medicine & Science in Sports & Exercise, 45*(6), 1144-1151.
- Woodbury-Smith, M. R., Robinson, J., Wheelwright, S., & Baron-Cohen, S. (2005). Screening adults for Asperger syndrome using the AQ: A preliminary study of its diagnostic validity in clinical practice. *Journal of Autism and Developmental Disorders, 35*(3), 331-335.
- Yu, A., & Dayan, P. (2003). Uncertainty, neuromodulation, and attention. *Neuron, 46*, 681-692.
- Zwislocki, J., & Goodman, D. (1980). Absolute scaling of sensory magnitudes: A validation. *Perception and Psychophysics, 28*(1), 28-38.

Footnotes

1. Although there were initial concerns over whether these reflective markers would artificially disrupt participants' gaze during trials, raw data indicated that participants rarely, if ever fixated on these features. Such observations are reinforced by a recent object interaction study (Lavoie et al., 2018), where identical motion capture and gaze registration systems showed that participants rarely fixate on 'marked' anatomical regions (e.g., the hand) and instead focus on task-relevant cues (e.g., the objects, prospective lifting paths). Therefore, we are confident that this issue did not confound our gaze data.
2. Pilot gaze positional data showed minimal variance in the *z-axis* (i.e., depth), with attention almost entirely deployed towards the current and future object position (as in Johansson, Westling, Backstrom, & Flanagan, 2001). As participants were only instructed to move the object in the *vertical plane*, no corrections were deemed necessary to account for the altered geometry of the 3-dimensional workspace. Instead, the calibration screen monitor was placed exactly at the location of the 'lifting platform', so that gaze could be specifically calibrated in relation to the expected visual workspace.
3. This rapid trial-by-trial adaptation is not shown in relation to the perceptual MWI, where erroneous perceptions of heaviness remain unchanged throughout extended protocols (Buckingham et al., 2009).
4. Search rate, as opposed to QE duration, was selected as our index of gaze control, as there was greater between-subject variance (i.e., individual differences) in this measure at baseline. Furthermore, the index measure was hypothesised to encapsulate the context-sensitive activation of '*bottom-up*' attentional systems that emerge in uncertain environments (Yu & Dayan, 2003; Vossel et al., 2013).

Appendix 1: Time-synchronised signals of the vertical component of eye and hand movements during a baseline lifting trial. Data taken from a single participant's (ID: 38) first baseline lift. Time adjusted relative to grasp phase onset.



Note: Following grasp phase onset (time = 0), positional signals follow comparable vertical profiles, with hand movements slightly 'leading' changes in gaze position (Peak $R = 0.60$; 'Lag' = 0.11).

Appendix 2: Exploratory Analysis.

Supplementary Table 1. Bivariate correlations between sensorimotor outcomes and sub-traits assessed in the 50-item Autistic Quotient.

	AQ Subscales				
	Social Skills	Attention Switching	Attention to Detail	Communication	Imagination
MWI Magnitude	0.21	0.13	-0.06	0.14	0.04
pGFRdiff	0.06	0.17	0.09	0.08	0.13
pLFRdiff	0.01	0.06	0.07	0.16	0.15
Grasp Time	-0.11	-0.11	-0.16	-0.20	-0.01
MRV	0.05	0.04	-0.10	-0.06	-0.05
MLV	0.19	0.01	0.16	0.18	-0.02
Time to MRV	-0.04	0.06	0.04	0.10	-0.12
Time to MLV	-0.14	-0.14	0.04	-0.06	0.03
Search Rate	0.07	0.15	-0.13	0.11	-0.09
QE duration	-0.01	-0.08	0.14	-0.15	0.02
Eye-Hand 'lag'	0.04	0.26*	0.28*	0.05	0.03

AQ: Autistic Quotient; MWI: Material-Weight Illusion; pGFRdiff: difference in grip force rate; pLFRdiff: difference in load force rate; MRV: maximum reach velocity; MLV: maximum lift velocity; QE: quiet eye;
* $p < .05$