



University of
Zurich^{UZH}

Zurich Open Repository and
Archive

University of Zurich
Main Library
Strickhofstrasse 39
CH-8057 Zurich
www.zora.uzh.ch

Year: 2021

Prehemorrhage antiplatelet use in aneurysmal subarachnoid hemorrhage and impact on clinical outcome

Seböök, Martina ; Hostettler, Isabel C ; Keller, Emanuela ; Rautalin, Ilari M ; Coert, Bert A ; Vandertop, William P ; Post, René ; Sardeha, Ali ; Tjerkstra, Maud A ; Regli, Luca ; Verbaan, Dagmar ; Germans, Menno R

Abstract: BACKGROUND Literature is inconclusive regarding the association between antiplatelet agents use and outcome after aneurysmal subarachnoid hemorrhage. AIMS To investigate the association between clinical outcome and prehemorrhage use in aneurysmal subarachnoid hemorrhage patients as well as the impact of thrombocyte transfusion on rebleed and clinical outcome. METHODS Data were collected from prospective databases of two European tertiary reference centers for aneurysmal subarachnoid hemorrhage patients. Patients were divided into "antiplatelet-user" and "non-user" according to the use of acetylsalicylic acid prior to the hemorrhage. Primary outcome was poor clinical outcome at six months (Glasgow Outcome Scale score 1-3). Secondary outcomes were in-hospital mortality and impact of thrombocyte transfusion. RESULTS Of the 1033 patients, 161 (15.6%) were antiplatelet users. The antiplatelet users were older with higher incidence of cardiovascular risk factors. Antiplatelet use was associated with poor outcome and in-hospital mortality. After correction for age, sex, World Federation of Neurosurgical Societies score, infarction and heart disorder, pre-hemorrhage acetylsalicylic acid use was only associated with poor clinical outcome at six months (adjusted OR 1.80, 95% CI 1.08-3.02). Thrombocyte transfusion was not associated with a reduction in rebleed or poor clinical outcome. CONCLUSION In this multicenter study, the prehemorrhage acetylsalicylic acid use in aneurysmal subarachnoid hemorrhage patients was independently associated with poor clinical outcome at six months. Thrombocyte transfusion was not associated with the rebleed rate or poor clinical outcome at six months.

DOI: <https://doi.org/10.1177/17474930211035647>

Posted at the Zurich Open Repository and Archive, University of Zurich

ZORA URL: <https://doi.org/10.5167/uzh-205397>

Journal Article

Published Version



The following work is licensed under a Creative Commons: Attribution 4.0 International (CC BY 4.0) License.

Originally published at:

Seböök, Martina; Hostettler, Isabel C; Keller, Emanuela; Rautalin, Ilari M; Coert, Bert A; Vandertop, William P; Post, René; Sardeha, Ali; Tjerkstra, Maud A; Regli, Luca; Verbaan, Dagmar; Germans,



Menno R (2021). Prehemorrhage antiplatelet use in aneurysmal subarachnoid hemorrhage and impact on clinical outcome. *International Journal of Stroke*:Epub ahead of print.
DOI: <https://doi.org/10.1177/17474930211035647>

Page Proof Instructions and Queries

Journal Title: International Journal of Stroke (WSO)

Article Number: 1035647

Thank you for choosing to publish with us. This is your final opportunity to ensure your article will be accurate at publication. Please review your proof carefully and respond to the queries using the circled tools in the image below, which are available in Adobe Reader DC* by clicking **Tools** from the top menu, then clicking **Comment**.

Please use *only* the tools circled in the image, as edits via other tools/methods can be lost during file conversion. For comments, questions, or formatting requests, please use . Please do *not* use comment bubbles/sticky notes .



*If you do not see these tools, please ensure you have opened this file with Adobe Reader DC, available for free at get.adobe.com/reader or by going to Help > Check for Updates within other versions of Reader. For more detailed instructions, please see us.sagepub.com/ReaderXProofs.

No.	Query
	Please note, only ORCID iDs validated prior to acceptance will be authorized for publication; we are unable to add or amend ORCID iDs at this stage.
	Please confirm that all author information, including names, affiliations, sequence, and contact details, is correct.
	Please review the entire document for typographical errors, mathematical errors, and any other necessary corrections; check headings, tables, and figures.
	Please confirm that the Funding and Conflict of Interest statements are accurate.
	Please ensure that you have obtained and enclosed all necessary permissions for the reproduction of artistic works, (e.g. illustrations, photographs, charts, maps, other visual material, etc.) not owned by yourself. Please refer to your publishing agreement for further information.
	Please note that this proof represents your final opportunity to review your article prior to publication, so please do send all of your changes now.
AQ: 1	Please update the significance of bold values in Tables 1 and 2.

Prehemorrhage antiplatelet use in aneurysmal subarachnoid hemorrhage and impact on clinical outcome

Martina Sebök^{1,2} , Isabel C Hostettler^{3,4}, Emanuela Keller^{2,5}, Ilari M Rautalin⁶, Bert A Coert⁷, William P Vandertop⁷ , René Post⁷, Ali Sardeha⁷, Maud A Tjerkstra⁷, Luca Regli^{1,2}, Dagmar Verbaan⁷ and Menno R Germans^{1,2}

International Journal of Stroke
0(0) 1–8
© 2021 World Stroke Organization



Article reuse guidelines:
sagepub.com/journals-permissions
DOI: 10.1177/17474930211035647
journals.sagepub.com/home/wso



Abstract

Background: Literature is inconclusive regarding the association between antiplatelet agents use and outcome after aneurysmal subarachnoid hemorrhage.

Aims: To investigate the association between clinical outcome and prehemorrhage use in aneurysmal subarachnoid hemorrhage patients as well as the impact of thrombocyte transfusion on rebleed and clinical outcome.

Methods: Data were collected from prospective databases of two European tertiary reference centers for aneurysmal subarachnoid hemorrhage patients. Patients were divided into “antiplatelet-user” and “non-user” according to the use of acetylsalicylic acid prior to the hemorrhage. Primary outcome was poor clinical outcome at six months (Glasgow Outcome Scale score 1–3). Secondary outcomes were in-hospital mortality and impact of thrombocyte transfusion.

Results: Of the 1033 patients, 161 (15.6%) were antiplatelet users. The antiplatelet users were older with higher incidence of cardiovascular risk factors. Antiplatelet use was associated with poor outcome and in-hospital mortality. After correction for age, sex, World Federation of Neurosurgical Societies score, infarction and heart disorder, prehemorrhage acetylsalicylic acid use was only associated with poor clinical outcome at six months (adjusted OR 1.80, 95% CI 1.08–3.02). Thrombocyte transfusion was not associated with a reduction in rebleed or poor clinical outcome.

Conclusion: In this multicenter study, the prehemorrhage acetylsalicylic acid use in aneurysmal subarachnoid hemorrhage patients was independently associated with poor clinical outcome at six months. Thrombocyte transfusion was not associated with the rebleed rate or poor clinical outcome at six months.

Keywords

Aneurysmal subarachnoid hemorrhage, acetylsalicylic acid, antiplatelet agent, thrombocyte transfusion, outcome, rebleed, mortality

Received: 10 March 2021; accepted: 10 July 2021

Introduction

Aneurysmal subarachnoid hemorrhage (aSAH) is a potentially fatal disease, carrying a six months' case fatality rate of 55–60%^{1–3} and more than one third of survivors have severe disability.⁴ Many complications such as rebleed, delayed cerebral ischemia (DCI) and hydrocephalus are multifactorial and negatively affect clinical outcome.³

Antiplatelet agents are used for secondary prevention of various cardiovascular and cerebrovascular events in a wide range of high-risk patients,^{5–7} and their use has been associated with a lower incidence of aSAH. It is hypothesized that this might be mediated

¹Department of Neurosurgery, University Hospital Zurich, Zurich, Switzerland

²Clinical Neuroscience Center, University Hospital Zurich, University of Zurich, Zurich, Switzerland

³Stroke Research Centre, University College London, Institute of Neurology, London, UK

⁴Department of Neurosurgery, Klinikum rechts der Isar, Munich, Germany

⁵Neurosurgical Intensive Care Unit, Department of Neurosurgery and Institute of Intensive Care Medicine, University Hospital Zurich, Zurich, Switzerland

⁶Department of Neurosurgery, Helsinki University Hospital, Helsinki, Finland

⁷Department of Neurosurgery, Amsterdam University Medical Center, Amsterdam, the Netherlands

Corresponding author:

Martina Sebök, University Hospital Zürich, Frauenklinikstarsse 10, Zürich 8091, Switzerland.

Email: martina.seboek@usz.ch

by a protective effect against chronic inflammation and subsequent aneurysm wall degeneration.^{8–10} However, antiplatelet use has also been related to early rebleeds, treatment-related complications and worse outcome after aSAH.^{11–13}

Decision-making regarding the management of patients with prehemorrhage antiplatelet agents use is mainly based on inconsistent results and nonsignificant findings.^{11–15} As no evidence-based recommendations regarding the management of prehemorrhage antiplatelet use in aSAH patients exist, the decision to stop antiplatelet medication is often associated with the presence or absence of local guidelines.¹⁶ One recent study¹⁷ found an association between thrombocyte transfusion and poor clinical outcome after six months in patients with aSAH and this needs further clarification.

Aims

The main purpose of this study was to investigate the influence of prehemorrhage antiplatelet use on the clinical outcome after aSAH, considering confounding factors. Additionally, we studied potential effects of thrombocyte transfusion on the clinical outcome and rebleed after aSAH.

Methods

Data collection

Patients were retrieved from prospectively collected databases, including patients at the Department of Neurosurgery of the University Hospital Zurich treated between January 2005 and December 2016 and the Academic University Medical Center Amsterdam treated between December 2011 and December 2015. Both hospitals are high-volume tertiary reference centers for the treatment of aSAH. The research ethics board of the Canton Zurich, Switzerland approved this study.

Patient characteristics

We included patients older than 18 years of age who had confirmed aSAH on admission computed tomography (CT) imaging or positive lumbar puncture and a proven aneurysm in either computed tomography angiography or digital subtraction angiography. Subjects meeting any of the below-mentioned criteria were excluded from this study: patients with non-aneurysmal SAH, perimesencephalic hemorrhage (according to the previous published definition¹⁸) as well as patients with traumatic SAH.

Patients were divided into the groups “antiplatelet-user” and “non-user” according to the use of acetylsalicylic acid (ASA) prior to the hemorrhage. Because ASA

in combination with other antiplatelet agents was assumed to be associated with a worse outcome than ASA alone, the outcome of this patient group was explored prior to including them to the “antiplatelet-user” cohort and excluded if they showed a significant difference in outcome. Patients with anticoagulation therapy were excluded on beforehand. ASA was stopped in all patients immediately after the radiological diagnosis of aSAH.

The patients’ characteristics, clinical and radiological data as well as clinical outcome data were collected by trained staff and verified by an attending vascular neurosurgeon. Furthermore, we collected the treatment modalities, in-hospital complications as well as cardiovascular risk factors (smoking, hypertension, hypercholesterolemia, heart disorder, diabetes). Heart disorders were characterized according to World Heart Federation.¹⁹ The initial clinical severity and radiological grade were assessed using the World Federation of Neurosurgical Societies (WFNS) grade and the Fisher score, respectively. We dichotomized the WFNS into WFNS 1–3 and 4–5 and the Fisher score into 3 vs. 1, 2 and 4.^{20,21}

In-hospital complications including hydrocephalus and its treatment modality (external ventricular drainage (EVD) or ventriculoperitoneal (VP) shunt placement), rebleed, occurrence of DCI and infarction were registered for outcome comparison between groups. Only patients with radiologically confirmed rebleed were included in the rebleed group. DCI was defined according to Vergouwen et al.²² Only confirmed new ischemic lesions on follow-up imaging (CT and/or magnetic resonance imaging), which were not seen immediately after the aneurysm excluding procedure, were included in the analysis. The clinical outcome was evaluated using the Glasgow outcome scale (GOS), with GOS 1 (death) at initial hospital admission and six-months’ follow-up, and poor (GOS 1–3) and favorable (GOS 4–5) outcome at six-months’ follow-up.

Data analysis

Prior to data analysis, we explored the outcome of patients with ASA in combination with other antiplatelet agents in relation patients with ASA alone. As all patients with double antiplatelet medications had a poor outcome, which was significantly different from the group with ASA alone, we decided to exclude these patients from further analysis.

Baseline characteristics, disease-associated complications, treatment and outcome factors were compared between “antiplatelet users” and “non-users.” Continuous variables are presented as mean with its standard deviation (SD) if normally distributed and as median with its interquartile range if not.

Categorical variables are presented as count and percentages and are dichotomized to relevant clinical cut-off points. Group differences are calculated using the Chi-square test and Student's t-test. A two-sided p-value < 0.05 is considered significant.

Crude and adjusted odd ratios (OR) were calculated for prehemorrhage antiplatelet use in relation to poor outcome, in-hospital mortality and mortality at six months with logistic regression analysis. If the change between crude and adjusted OR was >10%, the corresponding parameter for which the stratification was performed was considered as a confounder. A multivariable logistic regression analysis was performed, adjusting for confounders. In the antiplatelet user group, the impact of thrombocyte transfusion on rebleed and poor outcome was calculated using a Chi-square test. Analysis was performed with STATA version 16.0 (StataCorp, Stata Statistical Software: Release 16, College Station, TX) software.

Results

Baseline characteristics and treatment modalities

A total of 1123 patients were eligible for the study. Ninety patients (8.0%) with missing outcome data at six months were excluded from the analysis. The study flowchart is given in Figure 1. The remaining 1033 patients consisted of 692 (67%) women and 161

(15.6%) used ASA prior to the onset of aSAH (Table 1). Antiplatelet users were older compared to non-users with a higher prevalence of hypertension, diabetes, heart disorder and hypercholesterolemia (Table 1). No difference was seen in clinical status on admission, nor in the Fisher score between both groups (Table 1).

Outcome

The proportion of poor outcome at six months' follow-up was higher in the antiplatelet group compared to the non-user group (OR 2.45, 95% CI 1.74–3.47) (Supplementary Table 1). A significant increase of in-hospital mortality as well as increase in mortality at six months was observed in the antiplatelet user group (OR 1.94, 95% CI 1.34–2.82 and OR 1.87, 95% CI 1.28–2.73, respectively) (Supplementary Tables 2 and 3). We did not find a difference in rebleed rate, DCI, infarction, rate of hydrocephalus, need for urgent EVD or VP-shunt dependency (Table 2). In the antiplatelet user group, five patients were diagnosed with NSTEMI, most likely due to the aSAH itself.

Risk factors and poor outcome at six months

The following parameters were assessed as confounders and are included into the multivariable analysis (Supplementary file 1, 2 and 3): age, sex, WFNS

Figure 1. Study flow chart. Between January 2005 and December 2016, 791 patients with aSAH and prehemorrhage antiplatelet use were treated at the Department of Neurosurgery of the University Hospital Zurich and 332 patients between December 2011 and December 2015 at the Department of Neurosurgery of the Academic University Medical Center Amsterdam. Cumulative, 1123 patients with aSAH and prehemorrhage acetylsalicylic acid use were available for inclusion in this prospective cohort study. Ninety patients with missing six-month clinical outcome data were excluded from the study. In the final analysis, 1033 patients were included. aSAH: aneurysmal subarachnoid hemorrhage.

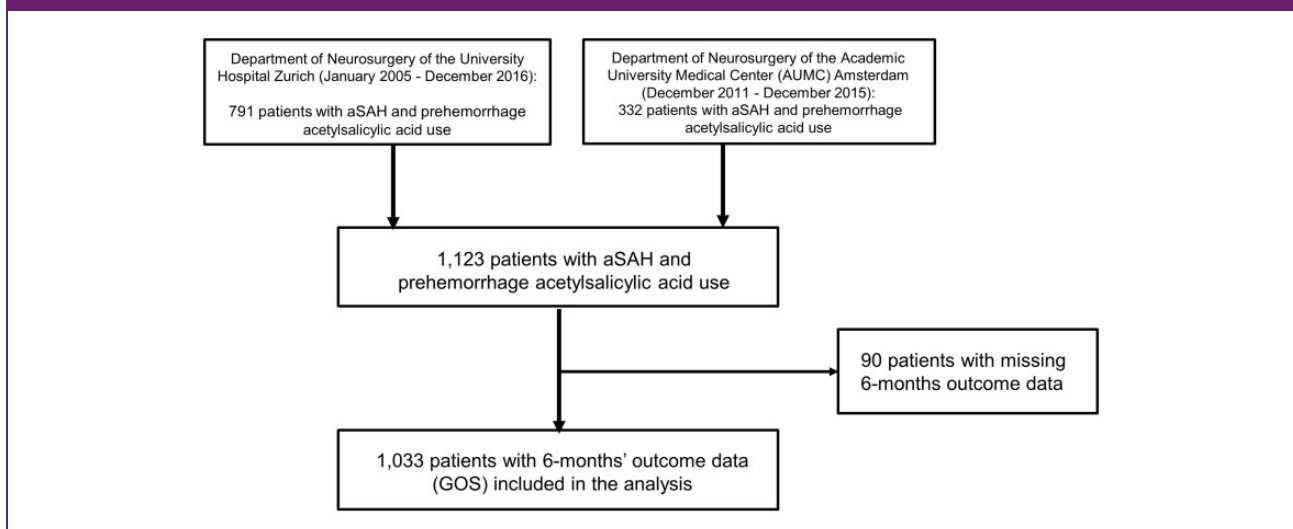


Table 1. Baseline characteristics of 1033 patients with aneurysmal subarachnoid hemorrhage. **[AQ1]**

	Antiplatelet users (n = 161)	Nonusers (n = 872)	
Age (mean ± SD)	63.6 ± 12.5	54.4 ± 12.3	
Sex, female, n (%)	109 (67.7)	583 (66.9)	
Smoking, n (%)	75 (46.6)	416 (50.7)	
Hypertension, n (%)	94 (58.4)	263 (30.2)	< 0.001
Hypercholesterolemia, n (%)	42 (26.1)	63 (7.2)	< 0.001
Heart disorder, n (%)	55 (34.2)	53 (6.1)	< 0.001
Diabetes, n (%)	14 (8.7)	28 (3.2)	0.001
Fisher score			0.74
= 1, n (%)	6 (3.7)	32 (3.7)	
= 2, n (%)	4 (2.5)	43 (4.9)	
= 3, n (%)	30 (18.6)	229 (26.3)	
= 4, n (%)	121 (75.2)	568 (65.1)	
WFNS			0.43
= 1, n (%)	57 (33.7)	287 (32.9)	
= 2, n (%)	35 (21.5)	222 (25.5)	
= 3, n (%)	13 (8.1)	98 (11.2)	
= 4, n (%)	29 (18.0)	136 (15.6)	
= 5, n (%)	27 (16.8)	129 (14.8)	
Aneurysm clipping, n (%)	67 (41.6)	357 (40.9)	0.87
Aneurysm coiling, n (%)	72 (44.7)	448 (51.4)	0.12
No treatment, n (%)	22 (13.7)	67 (7.7)	0.14

Please add to the legend of Table 1 and Table 2: "p-values in bold indicate significant difference"

n: number; SD: standard deviation; WFNS: World Federation of Neurological Surgeons.

score, infarction and heart disorder for poor outcome and age, sex, infarction, heart disorder, hypercholesterolemia and smoking for in-hospital and six months' mortality. Antiplatelet use was independently associated with poor outcome at six months (adjusted OR 1.80, 95% CI 1.08–3.02), whereas it was neither associated with in-hospital mortality (adjusted OR 0.97, 95% CI 0.56–1.66) nor with mortality at six months (adjusted OR 0.89, 95% CI 0.51–1.53).

Thrombocyte transfusion

Of the 161 patients with a history of prehemorrhage ASA use, 67 (41.6%) received a thrombocyte transfusion. Patients who received a thrombocyte transfusion

after the rebleeding event (n = 2) were not included in the transfusion group. The rate of rebleed was higher in patients who did not receive a thrombocyte transfusion; however, this difference was not significant (transfusion vs. no transfusion: 5 (7.7%) vs. 17 (17.7%), p = 0.07; Table 3). There was no difference in poor outcome between patients receiving thrombocyte transfusion and those who did not (transfusion vs. no transfusion: 37 (55.2%) vs. 53 (56.4%), p = 0.83; Table 3).

Discussion

In this multicenter study, the prehemorrhage ASA use in aSAH patients was identified as an independent risk factor for poor outcome (defined as GOS 1–3) at six

Table 2. Clinical outcome, mortality and in-hospital complications and their treatment modalities of 1033 patients with aneurysmal subarachnoid hemorrhage.

	Antiplatelet users (n =161)	Nonusers (n =872)	p-value
Poor outcome (GOS 1–3), n (%)	90 (55.9.0)	297 (34.1)	<0.001
In-hospital mortality, n (%)	49 (30.4)	165 (18.9)	0.001
Mortality at six months, n (%)	50 (31.1)	181 (20.8)	0.004
Rebleed, n (%)	22 (13.7)	102 (11.7)	0.49
Delayed cerebral ischemia, n (%)	32 (19.9)	219 (25.1)	0.16
Infarction (not post-treatment) ^a , n (%)	26 (22.4)	129 (21.0)	0.29
Hydrocephalus, n (%)	110 (68.3)	539 (61.8)	0.12
Urgent external ventricular drain, n (%)	91 (56.5)	453 (51.9)	0.29
Ventriculoperitoneal-shunt dependency, n (%)	41 (25.5)	178 (20.4)	0.15

All p-values were calculated using a Chi-square test. GOS: Glasgow Outcome Scale; n: number.

^aFor n=735 (antiplatelet users: 122; nonusers: 613).

Table 3. Crosstab of thrombocyte transfusion impact (in patients with pre-hemorrhage antiplatelet use) on rebleed rate and poor outcome (GOS 1–3).

	Thrombocyte transfusion		p-value
	Yes	No	
Rebleed rate, n (%)	5/65 ^a (7.7%)	17/96 (17.7%)	0.07
Poor outcome, n (%)	37/67 (55.2%)	53/94 (56.4%)	0.83

GOS: Glasgow Outcome Scale; n: number.

^aGiven the fact that we wanted to address aneurysm rebleeding cases, the two patients, who received a thrombocyte transfusion after the rebleeding event were for this crosstab calculation included in the non-transfusion group.

months after aSAH. Thrombocyte transfusion in the subgroup of antiplatelet users had no significant impact on the rate of rebleed or patient outcome at six months.

Impact of prehemorrhage ASA use on clinical outcome after aSAH

Previous studies have reported conflicting results regarding the impact of prehemorrhage antiplatelet use and patients' outcome and some did not find an association between ASA use (other antiplatelet or anticoagulant agents were excluded) and poor outcome.¹² Our data show a significantly higher proportion of poor outcome and in-hospital mortality in the ASA users. This cannot be explained by a higher rebleed rate, nor by a more severe hemorrhage pattern. Our finding that prehemorrhage antiplatelet use is an independent risk factor for poor outcome has

previously been suggested.¹¹ Kato et al. reported the influence of antiplatelet agents before the onset of hemorrhage and concluded that antiplatelet agents was significantly associated with worse outcome in patients of 70–79 years.¹¹

Cerebrovascular and cardiovascular effects of antiplatelet agents

Antiplatelet agents, especially ASA, have well-known positive effects on reducing the risk of cardiovascular^{23,24} and cerebrovascular^{25,26} diseases. Moreover, several recent studies suggested that ASA may decrease the risk of growth and rupture of cerebral aneurysms.^{8,10,27} After rupture, however, ASA is possibly associated with an increased risk of recurrent bleeding before treatment²⁸ and ASA given after aneurysm treatment in aSAH does not improve clinical outcome.²⁹

One study showed that long-term ASA and anti-coagulant use among patients with aSAH and endovascular aneurysm treatment was not associated with increased mortality or complication rates.¹⁴ Another study suggested a potential beneficial effect of ASA in the setting of intracranial aneurysms by weighing the risk of rupture against its potential adverse effects on hemorrhage severity. Those findings contradict with our findings, however, both studies drew their conclusions on a lower number of patients.

A possible reason for the increased risk of poor outcome in antiplatelet users could be the inhibition of platelet activation. This can theoretically exacerbate the initial hemorrhage and the use of antiplatelet drugs can complicate surgical procedures.¹¹ However, in our cohort we could not confirm this hypothesis as we did not find a significant difference in rebleed rate. Furthermore, higher age and higher proportion of heart disorder in antiplatelet users could have influenced the outcome. However, when we corrected for these confounders, antiplatelet use remained associated with poor outcome. This is opposing to findings by Bruder et al.³⁰ who in the matched-pair analysis did not find a different outcome as evaluated by modified Rankin scale between patients with continuous ASA and patients without ASA.

Due to the aging population and rising number of patients with cardiovascular or neurovascular disease, there is an increasing number of patients taking antiplatelet and anticoagulative drugs.³¹ A previous study showed a significant increase in the rate of patients with continuous ASA use at the time of aneurysm rupture over the observed period of 15 years.³⁰ This emphasizes the importance of guidelines and treatment recommendations in this patient group. A recently conducted survey shows that there is significant variability in the management of patients with aSAH and antiplatelet use before admission.¹⁶ Departmental guidelines are only present in 32% and have an impact on decision-making to stop the antiplatelet agent and/or transfuse thrombocytes.¹⁶

Impact of thrombocyte transfusion on outcome after aSAH

Thrombocyte transfusion in patients with spontaneous intracerebral hemorrhage has been investigated in several studies but patients with aSAH were excluded.^{27,32,33} Results of the randomized controlled PATCH trial³⁴ showed a higher case fatality rate when thrombocytes were acutely transfused in non-surgically treated patients taking antiplatelet therapy prior to intracerebral hemorrhage. Although patients with aSAH were not included in the study, it opened the discussion about whether thrombocyte transfusion in

aSAH could be harmful to patients instead of beneficial. In a recent consecutive series of 364 patients with aSAH, 38 patients used antiplatelet therapy prior to admission and underwent thrombocyte transfusion during hospital admission; those patients showed poor clinical outcome at six months after correcting for confounders.¹⁷ Based on the available data, however, no firm recommendation regarding thrombocyte transfusion in patients with aSAH can be given so future research in larger cohorts are needed.

No difference in poor outcome at six months between the patients with and without transfusion was seen. So, based on the findings of our study, thrombocyte transfusion does not seem to be harmful in aSAH patients. On the contrary, a recent study by Post et al. found an association between thrombocyte transfusion and poor clinical outcome at six months.¹⁷ Based on current very limited findings, we still do not know the balance between risk and benefit of thrombocyte transfusion in patients with aSAH and prehemorrhage antiplatelet use. A pooled analysis of data from both cohort and larger international (randomized) studies could clarify this issue.

Limitations

We performed a retrospective analysis of prospectively collected data and some data were collected retrospectively. This way of data collection could have induced information bias. Moreover, information bias could also have been introduced by failure in recalling whether the patient used ASA by the next of kin. To minimize the information bias, the validated outcome measurements were collected by physicians and research nurses who were all trained for performing outcome assessment. Since studies have found that 25% of all patients with aSAH die before reaching hospital, our data are not generalizable to the complete aSAH population including non-hospitalized patients.³⁵ We did not collect data on duration of ASA use before the hemorrhage, neither did we assess thrombocyte aggregation status. Finally, the timing of thrombocyte transfusion was not assessed in the current cohort.

Conclusion

In this multicenter study, the use of ASA before onset of aSAH was found to be independently associated with poor outcome (defined as GOS 1–3) at six months. Prehemorrhage ASA use is not associated with a higher in-hospital or six months' mortality rate. Thrombocyte transfusion had no impact on the rebleed rate or poor outcome at six months. Future studies are necessary to assess the optimal management

of patients who use ASA with or without other antiplatelet agents before the onset of aSAH.

Declaration of conflicting interests

The author(s) declared no potential conflicts of interest with respect to the research, authorship, and/or publication of this article.

Funding

The author(s) received no financial support for the research, authorship, and/or publication of this article.

ORCID iDs

Martina Sebök  <https://orcid.org/0000-0002-7246-3421>
William P Vandertop  <https://orcid.org/0000-0001-5417-0265>

Supplemental material

Supplemental material for this article is available online.

References

- Nieuwkamp DJ, Setz LE, Algra A, Linn FH, de Rooij NK and Rinkel GJ. Changes in case fatality of aneurysmal subarachnoid haemorrhage over time, according to age, sex, and region: a meta-analysis. *Lancet Neurology* 2009; 8: 635–642.
- Kosmidou I and Stone GW. New-onset atrial fibrillation after PCI and CABG for left main disease: insights from the EXCEL trial and additional studies. *Curr Opin Cardiol* 2018; 33: 660–664.
- Steiner T, Juvela S, Unterberg A, Jung C, Forsting M and Rinkel G. European Stroke Organization guidelines for the management of intracranial aneurysms and subarachnoid haemorrhage. *Cerebrovasc Dis (Basel, Switzerland)* 2013; 35: 93–112.
- Schievink WI. Intracranial aneurysms. *New Engl J Med* 1997; 336: 28–40.
- Sacco RL, Diener HC, Yusuf S, et al. Aspirin and extended-release dipyridamole versus clopidogrel for recurrent stroke. *New Engl J Med* 2008; 359: 1238–1251.
- Halkes PH, van Gijn J, Kappelle LJ, Koudstaal PJ and Algra A. Aspirin plus dipyridamole versus aspirin alone after cerebral ischaemia of arterial origin (ESPRIT): randomised controlled trial. *Lancet (London, England)* 2006; 367: 1665–1673.
- Collaborative meta-analysis of randomised trials of antiplatelet therapy for prevention of death, myocardial infarction, and stroke in high risk patients. *Br Med J (Clin Res Ed)* 2002;324:71–86.
- Hasan DM, Mahaney KB, Brown RD Jr, et al. Aspirin as a promising agent for decreasing incidence of cerebral aneurysm rupture. *Stroke* 2011; 42: 3156–3162.
- Garcia-Rodriguez LA, Gaist D, Morton J, Cookson C and Gonzalez-Perez A. Antithrombotic drugs and risk of hemorrhagic stroke in the general population. *Neurology* 2013; 81: 566–574.
- Hostettler IC, Alg VS, Shahi N, et al. Characteristics of unruptured compared to ruptured intracranial aneurysms: a multicenter case-control study. *Neurosurgery* 2018; 83: 43–52.
- Kato Y, Hayashi T, Tanahashi N and Kobayashi S. Influence of antiplatelet drugs on the outcome of subarachnoid hemorrhage differs with age. *J Stroke Cerebrovasc Dis* 2015; 24: 2252–2255.
- Toussaint LG 3rd, Friedman JA, Wijndicks EF, et al. Influence of aspirin on outcome following aneurysmal subarachnoid hemorrhage. *J Neurosurg* 2004; 101: 921–925.
- Hudson JS, Marincovich AJ, Roa JA, Zanaty M, Samaniego EA and Hasan DM. Aspirin and intracranial aneurysms. *Stroke* 2019; 50: 2591–2596.
- Dasenbrock HH, Yan SC, Gross BA, et al. The impact of aspirin and anticoagulant usage on outcomes after aneurysmal subarachnoid hemorrhage: a nationwide inpatient sample analysis. *J Neurosurg* 2017; 126: 537–547.
- Garbe E, Kreisel SH and Behr S. Risk of subarachnoid hemorrhage and early case fatality associated with outpatient antithrombotic drug use. *Stroke* 2013; 44: 2422–2426.
- Sebok M, Keller E, van Niftrik CHB, Regli L and Germans MR. Management of aneurysmal subarachnoid hemorrhage patients with antiplatelet use before the initial hemorrhage: an international survey. *World Neurosurg* 2018; 120: e408–e413.
- Post R, Tjerkstra MA, Middeldorp S, et al. Platelet transfusion in patients with aneurysmal subarachnoid hemorrhage is associated with poor clinical outcome. *Sci Rep* 2020; 10: 856.
- van Gijn J, van Dongen KJ, Vermeulen M and Hijdra A. Perimesencephalic hemorrhage: a nonaneurysmal and benign form of subarachnoid hemorrhage. *Neurology* 1985; 35: 493–497.
- Shakur SF, Liesse K, Amin-Hanjani S, et al. Relationship of cerebral arteriovenous malformation hemodynamics to clinical presentation, angioarchitectural features, and hemorrhage. *Neurosurgery* 2016; 63 Suppl 1: 136–140.
- Stienen MN, Germans M, Burkhardt JK, et al. Predictors of in-hospital death after aneurysmal subarachnoid hemorrhage: analysis of a nationwide database (Swiss SOS [Swiss Study on Aneurysmal Subarachnoid Hemorrhage]). *Stroke* 2018; 49: 333–340.
- Neidert MC, Maldaner N, Stienen MN, et al. The Barrow Neurological Institute grading scale as a predictor for delayed cerebral ischemia and outcome after aneurysmal subarachnoid hemorrhage: data from a nationwide patient registry (Swiss SOS). *Neurosurgery* 2018; 83: 1286–1293.
- Vergouwen MD, Vermeulen M, van Gijn J, et al. Definition of delayed cerebral ischemia after aneurysmal subarachnoid hemorrhage as an outcome event in clinical trials and observational studies: proposal of a multidisciplinary research group. *Stroke* 2010; 41: 2391–2395.
- Berger JS, Brown DL and Becker RC. Low-dose aspirin in patients with stable cardiovascular disease: a meta-analysis. *Am J Med* 2008; 121: 43–49.

24. Hennekens CH, Sacks FM, Tonkin A, et al. Additive benefits of pravastatin and aspirin to decrease risks of cardiovascular disease: randomized and observational comparisons of secondary prevention trials and their meta-analyses. *Arch Intern Med* 2004; 164: 40–44.
25. Wilterdink JL and Easton JD. Dipyridamole plus aspirin in cerebrovascular disease. *Arch Neurol* 1999; 56: 1087–1092.
26. Rist PM, Buring JE, Kase CS and Kurth T. Effect of low-dose aspirin on functional outcome from cerebral vascular events in women. *Stroke* 2013; 44: 432–436.
27. Naidech AM, Liebling SM, Rosenberg NF, et al. Early platelet transfusion improves platelet activity and may improve outcomes after intracerebral hemorrhage. *Neurocritical care* 2012; 16: 82–87.
28. Can A, Rudy RF, Castro VM, et al. Association between aspirin dose and subarachnoid hemorrhage from saccular aneurysms: a case-control study. *Neurology* 2018; 91: e1175–e1181.
29. van den Bergh WM, Algra A, Dorhout Mees SM, et al. Randomized controlled trial of acetylsalicylic acid in aneurysmal subarachnoid hemorrhage: the MASH Study. *Stroke* 2006; 37: 2326–2330.
30. Bruder M, Won SY, Wagner M, et al. Continuous acetylsalicylic acid treatment does not influence bleeding pattern or outcome of aneurysmal subarachnoid hemorrhage: a matched-pair analysis. *World Neurosurg* 2018; 113: e122–e128.
31. Mozaffarian D, Benjamin EJ, Go AS, et al. Heart disease and stroke statistics – 2015 update: a report from the American Heart Association. *Circulation* 2015; 131: e29–e322.
32. Suzuki Y, Kitahara T, Soma K, et al. Impact of platelet transfusion on survival of patients with intracerebral hemorrhage after administration of anti-platelet agents at a tertiary emergency center. *PloS one* 2014; 9: e97328.
33. Batchelor JS and Grayson A. A meta-analysis to determine the effect on survival of platelet transfusions in patients with either spontaneous or traumatic antiplatelet medication-associated intracranial haemorrhage. *BMJ Open* 2012; 2: e000588.
34. Baharoglu MI, Cordonnier C, Salman RA, et al. Platelet transfusion versus standard care after acute stroke due to spontaneous cerebral haemorrhage associated with antiplatelet therapy (PATCH): a randomised, open-label, phase 3 trial. *Lancet (London, England)* 2016; 387: 2605–2613.
35. Korja M, Silventoinen K, Laatikainen T, Jousilahti P, Salomaa V and Kaprio J. Cause-specific mortality of 1-year survivors of subarachnoid hemorrhage. *Neurology* 2013; 80: 481–486.