

Effect of simultaneous exposure to occupational noise and cigarette smoke on binaural hearing impairment



Similar in PUBMED

Search Pubmed for

- Mohammadi S
- Mazhari MM
- Mehrparvar AH
- Attarchi MS

Search in Google Scholar for

- Mohammadi S
- Mazhari MM
- Mehrparvar AH
- Attarchi MS

Related articles

- Cigarette smoking
- hearing loss
- noise
- occupational exposure

Email Alert *

Add to My List *

* Registration required (free)

Abstract

Introduction

Materials and Me...

Results

Discussion

Conclusions

References

Article Tables

Article Access Statistics

Viewed	5400
Printed	220
Emailed	5
PDF Downloaded	34
Comments	[Add]
Cited by others	5

ARTICLE

◀ Previous Article ToC Next Article ▶

Year : 2010 | Volume : 12 | Issue : 48 | Page : 187-190

Effect of simultaneous exposure to occupational noise and cigarette smoke on binaural hearing impairment

Saber Mohammadi¹, Mohammad Mahdi Mazhari², Amir Houshang Mehrparvar³, Mir Saeed Attarchi¹

¹ Occupational Medicine Department and Occupational Medicine Research Centre of Iran University of Medical Sciences, Yazd, Iran

² Aviation Medicine Center of Sepah's Air Force, Yazd, Iran

³ Occupational Medicine Department of Shahid Sadoughi University of Medical Sciences, Yazd, Iran

Click [here](#) for correspondence address and email

Date of Web Publication 30-Jun-2010



Abstract

In recent years, it has been postulated that cigarette smoking can aggravate noise-induced hearing loss. In this study, we aimed to assess the effect of concurrent exposure to cigarette smoke and occupational noise on binaural hearing impairment (BHI). In an analytic study on the workers of a large wagon manufacturing company in 2007, 622 male workers (252 smokers and 370 non-smokers, matched for other variables) participated and their BHI was compared. BHI was significantly higher in smokers than in non-smokers (odds ratio= 5.6, $P < 0.001$, 95% CI =3.4-9.4). Logistic regression confirmed this significant difference as well, and showed a direct relationship between the amount of BHI and pack/years of smoking. Cigarette smoking accompanied by exposure to workplace noise may play a role in causing binaural hearing impairment, so giving up or decreasing the amount of smoking may prevent or at least delay binaural hearing impairment, and eventually reduce its compensation costs.

Keywords: Cigarette smoking, hearing loss, noise, occupational exposure

How to cite this article:

Mohammadi S, Mazhari MM, Mehrparvar AH, Attarchi MS. Effect of simultaneous exposure to occupational noise and cigarette smoke on binaural hearing impairment. *Noise Health* 2010;12:187-90

How to cite this URL:

Mohammadi S, Mazhari MM, Mehrparvar AH, Attarchi MS. Effect of simultaneous exposure to occupational noise and cigarette smoke on binaural hearing impairment. *Noise Health* [serial online] 2010 [cited 2019 Apr 17];12:187-90. Available from: <http://www.noiseandhealth.org/text.asp?2010/12/48/187/64975>

Introduction

Noise is one of the most pervasive and important physical hazards at workplaces. [1] Millions of workers worldwide are exposed to work-place noise. [2] According to National Institute on Occupational Safety and Health (NIOSH), 14% of working population in the US is exposed to noise higher than 90 dBA in the workplace and this ratio exceeds 25% in such manufacturing plants and industries such as textile, transportation, lumber and wood, and food and kindred. [3],[4] Thus noise-induced hearing loss (NIHL), by early exclusion of skilful and experienced workers from production cycle and high costs of treatment, rehabilitation and compensation, can impose a large social and economic burden on the society. [5],[6] Likewise, NIHL can affect the workers' quality of life and cause problems such as social isolation, depression and an increased risk of accidents. [7],[8] One important issue is that NIHL is frequent, permanent and irreversible, but preventable. [9]

Long-term exposure to hazardous noise mostly affects hair cells of the organ of Corti resting in inner ear. [10] Injury of these cells leads to NIHL. The sound frequencies between 3000 and 5000 Hz (especially 4000 Hz) usually cause damage to hair cells,



and the damage is gradually spread to adjacent areas sensitive to other frequencies, i.e. 6000 and 8000 Hz. [11],[12]

Recently, Simultaneous exposure to cigarette smoke and occupational noise has been proposed as an important factor which can increase the probability of hearing loss. [13] Smoking is one of the most common habits in all social classes, including workers. [14] It has been estimated that more than one milliard persons worldwide smoke. [15]

By increasing the blood viscosity and decreasing oxygenation, cigarette smoking can impair cochlear blood circulation. [16] Exposure to cigarette smoke has been propounded as an etiologic factor for cochlear lesions. [17],[18]

In this study, we decided to assess the simultaneous effect of noise and cigarette smoking on workers' hearing impairment. For measuring hearing impairment, we used the formula recommended by American Association of Otolaryngology (AAO). [19] This method is confirmed by the last edition of "guidelines to the evaluation of permanent impairment" published by American Medical Association. [20]

The main objective of this study is to examine the hypothesis that cigarette smoking and occupational noise jointly affect hearing impairment, which could be of particular relevance in noise controlling programs in workplaces.

Materials and Methods

We assessed hearing impairment in a large wagon manufacturing factory in the capital of Iran in 2007 by a cross-sectional and descriptive-analytic study.

A team of occupational hygienist working in Health and Safety Executive (HSE) managed noise monitoring. Digital Sound level meter (EXAIR, model 9104) was placed in 25 various stations according to ISO 1999. In this study, after measuring sound level in different parts of the factory, areas with high levels of noise were selected; eventually five areas of the factory with the highest levels of noise were selected as noisy areas. Minimum and maximum noise levels at different stations of these five parts were 88 dBA and 96dBA, respectively (The 8 h time weighted averaged means = 91 dBA).

Our study population ($n = 307$) were male smokers working in these noisy areas. Female workers were not included in this study because of the low noise exposure (almost all women were office workers). After direct interview by an occupational medicine specialist, and considering exclusion criteria (history of ototoxic drug consumption, diabetes mellitus, hyperlipidemia, hypothyroidism, severe or frequent ear infection, chronic middle ear pathology or major ear operations, head injury, exposure to non-occupational noise, such as amplified music, participation in war, and hunting, noise exposure in previous job/jobs, unilateral or conductive hearing loss or any kind of hearing loss with a known etiology except for noise exposure), 55 persons were excluded from the study [Table 1] and 252 male smokers who worked in noisy workplaces comprised the target population (ex-smokers, i.e. those who had quit smoking were also excluded). Also there were 453 male non-smoker workers in these noisy parts (83 workers were excluded by applying the exclusion criteria).

Inclusion and exclusion criteria for this group were the same as the smokers group.

The excluded cases are shown in [Table 1].

Data collection method was also the same. Thus, the only difference between the two groups was cigarette smoking.

All workers participated voluntarily in this study and an informed consent was filled for them (written consent was obtained in Persian).

Hearing threshold was assessed by a qualified audiologist after at least 14 h noise avoidance using Interacoustics Audiometer AD229e (Interacoustics A/S, Assens, Denmark) in an acoustic chamber, meeting the ANSI S3.1-1991 standards.

Hearing threshold at 500, 1000, 2000, 3000, 4000, and 6000 Hz was measured for air and bone conduction, in both ears.

We assessed binaural hearing impairment according to AAO formula. [19],[20] Measuring binaural hearing impairment (BHI) by this method is as follows:

Hearing impairment in each ear = (average hearing threshold at 500, 1000, 2000, and 3000 Hz) - 25 X 1.5

Then binaural impairment should be calculated by multiplying the smaller percentage (better ear) by 5, adding this figure to the larger percentage (poorer ear) and dividing the total by 6. [19],[20]

This study was approved by the Ethics Committee of Iran University of Medical Sciences.

The collected data was analyzed using SPSS for Windows software, Version 14.5. The following statistical tests were applied for analysis of the data. T test was applied for testing differences between the case and control groups for quantitative parameters. Chi-square test was applied to examine differences between the case and control groups for categorical parameters. Association of binaural hearing impairment with smoking habit was examined by logistic regression. All tests applied were two-tailed, and a *P* value of 0.05 was considered to be statistically significant.

Results

In all 622 workers, the mean age and duration of exposure to noise was 42.09 years (\pm 6.8) and 17.8 (\pm 6.6) years, respectively.

Average binaural hearing impairment in all workers under study was 1.81% (\pm 5.4). Descriptive statistics of all workers is shown in [Table 2].

According to [Table 2], average age and duration of exposure to noise in smokers are more than that in non-smokers, but this difference is not clinically important.

In this study, 26.9% of smokers and 6.2% of non-smokers showed binaural hearing impairment (odds ratio = 5.6, 95% CI =3.4 - 9.4, P value <0.001). In other words, smokers exposed to noise are 5.6 times more liable to binaural hearing loss than non-smokers.

To more exactly assess the relationship between binaural hearing impairment and smoking and eliminate the confounding effect of age and duration of exposure to noise, we used logistic regression analysis. In this analysis (after eliminating confounding variables) there was still a statistically significant relationship between smoking and hearing impairment. To perform this analysis, we divided the workers into two groups: those suffering from hearing impairment and those without any impairment. Then they were divided into two groups according to their age (\leq 40 years old and more than 40 years old) and their exposure duration to noise (<20 years and \geq 20 years), and eventually according to their smoking habit were divided into 3 groups (non-smoker, smoker with less than 15 pack-year smoking, and smoker with \geq 15 pack-years of smoking). The details of this analysis can be observed in [Table 3].

According to [Table 3], there is a statistically significant relationship between binaural hearing impairment and cigarette smoking and age and also duration of exposure to noise. This analysis showed that hearing loss odds ratio increases in accordance with increased pack-years of smoking.

Discussion

In our study, among the employees exposed to noise higher than 85 dBA, probability of the incidence binaural hearing impairment in smokers is 5.6 times more than that in non-smokers. Therefore, it can be mentioned that cigarette smoking increases the probability of binaural hearing impairment in a statistically significant manner.

And among smokers, probability of the incidence of binaural hearing impairment increases according to increased pack-years of smoking.










Although there are some studies about the effect of cigarette smoking on occupational hearing loss, [21],[22],[23],[24],[25],[26],[27],[28],[29],[30] we could not find any study on the effect of concurrent exposure to occupational noise and cigarette smoking on binaural hearing impairment based on AAO formula.

Conclusions

It can be concluded that smoking accompanied by occupational exposure to noise may accelerate binaural hearing impairment, which should be confirmed by other studies. If longitudinal studies confirm this finding, we can recommend that giving up smoking or adjusting this habit can delay binaural hearing impairment or decrease its intensity.

We can also recommend that interval between audiometric assessments should be lowered (e.g. biannual instead of annual) to diagnose hearing complications sooner and prevent hearing impairment and eventually reduce the compensation costs due to it.

References

1. Dunn DE, Rabinowitz PM. Noise. In: Text book of Clinical Occupational and Environmental Medicine. 2nd ed Rosenstock Linda. ELSEVIER Inc. Vol-35 China; 2005. p. 893. 
2. Alberti PW. Noise - the most ubiquitous pollutant. Noise Health 1998;1:3-5.  [PUBMED]  Full Text
3. Niland J, Zenz C. Occupational Hearing Loss, Noise and Hearing conservation. In: , Zenz C. Occupational Medicine. 3rd ed.usa: Mosby; 1994. p. 258-9. 
4. Dunn DE, Rabinowitz PM. Noise. In: Text book of Clinical Occupational and Environmental Medicine.2nd ed Rosenstock Linda. ELSEVIER Inc. Vol-35 china. 2005. p. 894. 
5. Johnson J, Robinson ST. In: Hearing Loss. Occupational and Environmental Medicine. 4rd ed. Ladou J. Vol 10, McGraw-Hill: USA; 2007. p. 121. 
6. Daniell WE, Fulton-Kehoe D, Smith-Weller T, Franklin GM. Occupational hearing loss in Washington state, 1984-1991. II. Morbidity and associated costs. Am J Ind Med 1998;33:529-36. 
7. Hitu R, Getty L, Quoc HT. Impact of occupational hearing loss on the lives of workers. Occup Med 1995;10:495-512. 
8. Zwerling C, Whitten PS, Davis CS, Sprince NL. Occupational injuries among workers with disabilities: the national health interview survey, 1985-94 [published erratum appears in JAMA 1998;6; 279:1350] JAMA 1997;278:2163-6. 


9. Berger E, Royster LH, Royster JD, Driscoll DP, eds. The Noise manual, 5th edn. Fairfax: American Industrial Hygiene Association, 2000. 
10. Berger EH, Ward WD, Morril JC, Roistar LH, eds. Noise and hearing conservation manual: American;Industrial Hygiene Association, 1986. 
11. Meyer JD, Mc Cunney RJ. occupational exposure to noise. In: Rom W.N. Environmental and Occupational Medicine. 4rd ed. Philadelphia. New york: Lippincott - Raven publishers; 2007. p. 1298. 
12. Johnson J, Robinson ST. In: Hearing Loss. Current Occupational and Environmental Medicine. 4rd ed. Ladou J. Vol 10, McGraw-Hill: USA; 2007. p. 113-4. 
13. Cruickshanks KJ, Klein R, Klein BE, Wiley TL, Nondahl DM, Tweed TS. Cigarette smoking and hearing loss: the epidemiology of hearing loss study. JAMA 1998;279:1715-9. 
14. Iribarren C, Friedman GD, Klatsky AL, Eisner MD. Exposure to environmental tobacco smoke: association with personal characteristics and self reported health conditions. J Epidemiol Community Health 2001;55:721-8. 
15. Shafey O, Dolwick S, Guindon GE. Tobacco control country profiles. Atlanta: American Cancer Society 2003. 
16. Lowe GD, Drummond MM, Forbes CD, Barbenel JC. The effects of age and cigarette smoking on blood and plasma viscosity in men. Scott Med J 1980, 25:13-7. 
17. Rabinowitz PM, Rees TS. Occupational hearing Loss. In: Text book of Clinical Occupational and Environmental Medicine.2nd ed Rosenstock Linda. Vol- 20-2, ELSEVIER Inc. China; 2005.. p. 431. 
18. Browning GG, Gatehouse S, Lowe GD. Blood viscosity as a factor in sensorineural hearing impairment. Lancet 1986;1:121-3. 
19. Rabinowitz PM, Rees TS. Occupational hearing Loss. In: Text book of Clinical Occupational and Environmental Medicine.2nd ed Rosenstock Linda. Vol-20-2 ELSEVIER Inc: China;2005.p. 427. 
20. Genovese E, Katz RT. Ear, Nose, Throat and Related Structures. In: Guides to the Evaluation of Permanent Impairment. 6th ed. Rodinelli RD. American Medical Association. USA. Chapter 11 2008. p. 249-51. 
21. Nakanishi N, Okamoto M, Nakamura K, Suzuki K, Tataru K. Cigarette smoking and risk for hearing impairment: a longitudinal study in Japanese male office workers. J Occup Environ Med 2000;42:1045-9. 
22. Barone JA, Peters JM, Garabrant DH, Bernstein L, Krebsbach R. Smoking as a risk factor in noise-induced hearing loss. J Occup Med 1987;29:741-5. 
23. Starck J, Toppila E, Pyykkø I. Smoking as a risk factor in sensory neural hearing loss among workers exposed to occupational noise. Acta Otolaryngol 1999;119:302-5. 
24. Hong OS, Kim MJ. Factors associated with hearing loss among workers of the airline industry in Korea. ORL Head Neck Nurs 2001;19:7-13. 
25. Virokannas H, Anttonen H. Dose-response relationship between smoking and impairment of hearing acuity in workers exposed to noise. Scand Audiol 1995;24:211-6. 
26. Mizoue T, Miyamoto T, Shimizu T. Combined effect of smoking and occupational exposure to noise on hearing loss in steel factory workers. Occup Environ Med 2003;60:56-9. 
27. Palmer KT, Griffin MJ, Syddall HE, Coggon D. Cigarette smoking, occupational exposure to noise, and self reported hearing difficulties. Occup Environ Med 2004;61:340-4. 
28. Noorhassim I, Rampal KG. Multiplicative effect of smoking and age on hearing impairment. Am J Otolaryngol 1998;19:240-3. 
29. Ferrite S, Santana V. Joint effects of smoking, noise exposure and age on hearing loss. Occup Med (Lond) 2005;55:48-53. 
30. Pouryaghoub G, Mehrdad R, Mohammadi S. Interaction of smoking and occupational noise exposure on hearing loss: a cross-sectional study. BMC Public Health 2007;7:137. 

**Correspondence Address:**

Mir Saeed Attarchi

Department of Occupational Medicine, Faculty of Medicine- Iran University of Medical Sciences- Tehran

Iran

 Login to access the email ID**Source of Support:** None, **Conflict of Interest:** None

[SCOPUS][CROSSREF][PUBMED]

DOI: 10.4103/1463-1741.64975

**Tables**[\[Table 1\]](#), [\[Table 2\]](#), [\[Table 3\]](#)

This article has been cited by

- 1 **Relationship of cigarette smoking and hearing loss in workers exposed to occupational noise**
Joo Sung, Chang Sim, Choong-Ryeol Lee, Cheol-In Yoo, Hun Lee, Yangho Kim, Jiho Lee
Annals of Occupational and Environmental Medicine. 2013; 25(1): 8
[\[PubMed\]](#) | [\[DOI\]](#)
- 2 **Effect of cigarette smoking on noise-induced hearing loss in workers exposed to occupational noise in China**
Tao, L. and Davis, R. and Heyer, N. and Yang, Q. and Qiu, W. and Zhu, L. and Li, N. and Zhang, H. and Zeng, L. and Zhao, Y.
Noise and Health. 2013; 15(62): 67-72
[\[PubMed\]](#)
- 3 **Tobacco Smoke Exposure during Childhood: Effect on Cochlear Physiology**
Alessandra Durante, Beatriz Pucci, Nicolly Gudayol, Beatriz Massa, Marcella Gameiro, Cristiane Lopes
International Journal of Environmental Research and Public Health. 2013; 10(11): 5257
[\[PubMed\]](#) | [\[DOI\]](#)
- 4 **Association between cigarette smoking and occupational noise exposure on hearing loss and hearing impairment**
Rahimpour, F. and Mirzamohammadi, E. and Attarchi, M.S. and Mohammadi, S.
Journal of Babol University of Medical Sciences. 2012; 14(SUPPL. 1): 56-63
[\[PubMed\]](#)
- 5 **Maternal smoking during pregnancy: Impact on otoacoustic emissions in neonates**
Durante, A.S. and Ibidi, S.M. and Lotufo, J.P.B. and Carvalho, R.M.M.
International Journal of Pediatric Otorhinolaryngology. 2011; 75(9): 1093-1098
[\[PubMed\]](#)



[◀ Previous Article](#)

[Next Article ▶](#)

[Contact us](#) | [Sitemap](#) | [Advertise](#) | [What's New](#) | [Ahead Of Print](#) | [Feedback](#) | [Copyright and Disclaimer](#)

© 2007 - 2019 Noise & Health | Published by Wolters Kluwer - [Medknow](#)

Online since 1st May, 2007

[Editorial and Ethics Policies](#)

   [View mobile site](#)

Cigarette smoking is a popular habit among some workers, and can also have a negative effect on the cardiovascular system. This study aimed to investigate the effect of simultaneous exposure to noise and cigarette smoke on the blood pressure of workers at a manufacturing factory. Materials and Methods: This cross-sectional study enrolled 604 workers at a steel factory. Information relating to workers' demographic, employment, and risk factors was recorded. Based on the level of smoking per day, workers exposed to

This website uses cookies. By continuing to use this website you are giving consent to cookies being used. For information on

[Privacy and Cookie](#)

cookies and how you can disable them visit our [Policy](#).

AGREE & PROCEED