

Financial  
Econometrics  
Research Centre

WORKING PAPERS SERIES

WP06-24

# Multiple Priors and No-Transaction Region

---

Roman Kozhan

# Multiple Priors And No-Transaction Region

Roman Kozhan<sup>a\*</sup>

<sup>a</sup> European University Viadrina, Frankfurt(Oder)

## Abstract

We study single period asset allocation problems of the investor who maximizes the expected utility with respect to non-additive beliefs. The non-additive beliefs of the investor model the presence of an uncertainty and they are assumed to be consistent with the Maxmin expected utility theory of Gilboa and Schmeidler (1989). The proportional transaction costs are incorporated into the model. We provide the explicit form solutions for the bounds of no-transaction regions which completely determine the optimal policy of the investor.

*Key words:* uncertainty modelling; utility theory; maxmin portfolio selection; transaction costs.

*JEL Classification:* G11, C44, C61.

---

\*Address for correspondence: Roman Kozhan, WFRI, Warwick Business School, The University of Warwick, Gibbet Hill Road, Coventry, CV4 7AL, UK; tel: +44 24 7652 2853; fax: +44 24 7652 4167; e-mail: Roman.Kozhan@wbs.ac.uk

# Introduction

The interest in an investigation of investors' behavior dominates in finance during the last decades and the main topic of this research is the asset allocation problem. The dominant theory in this field is subjective expected utility theory (SEU), which was developed by Savage (1954). Since Knight (1921) has made a distinction between risk and uncertainty these notions form the basis of modern theories of decision making. According to Knight, the notion of risk relates to the situations where a probability measure can represent the likelihoods of events while uncertainty refers to cases when an investor has an incomplete information to assign probabilities to events. SEU was the first theory which tried to model such a distinction. Ellsberg's paradox (Ellsberg (1961)) demonstrates, however, that it has many disadvantages and does not take into account the fact that the beliefs of the investor might not be additive. This argument shows that SEU is not an appropriate model of decision making under uncertainty. Alternative models and possible extensions of SEU in the direction of modelling uncertainty have been proposed by Schmeidler (1989) and Gilboa and Schmeidler (1989), who model investor's beliefs as non-additive subjective probabilities (capacities) and sets of additive probabilities, respectively. In his Choquet expected utility (CEU) Schmeidler provides an axiomatic foundation and a mathematical representations of investor's preferences, using a notions of expectation due to Choquet (1953). Gilboa and Schmeidler (1989) develop the Maxmin expected utility theory (MMEU) characterizing preference relation over acts which have a numerical representation by the functional of the form  $V(X) = \min_{Q \in \mathcal{P}} E_Q(U(X))$ , where  $X$  is an act,  $U: \mathbb{R}^+ \rightarrow \mathbb{R}^+$  is a von Neumann-Morgenstern utility (von Neumann and Morgenstern (1944)) and  $\mathcal{P}$  is a set of probability measures. In fact, MMEU theory of Gilboa and Schmeidler is a partial case of more general Choquet expected utility framework. On the other hand it can be regarded as robust to the model misspecification. The investor consider, in some sense, the neighborhood of possible distributions, defined by the set of priors, and makes a decision based on the worst case of possible distributions of the risky asset.

However, there are no so many application of the Choquet utility theory for the portfolio selection models in the literature. Dow and Werlang (1992) were the first who applied the Choquet expected utility model of Schmeidler (1989) for the asset allocation

problem and found out an important implications of Schmeidler's model. They showed that, in the model with one risky and one riskless asset, there is a non-degenerate price interval at which the investor will strictly prefer to take zero position in the risky asset. In contrast to this, in the traditional expected utility theory the non-degenerate price interval is reduced to the point. Carlier and Dana (2003) investigate behavior of the investor within CEU framework. An example of capacity which they use in the investigation is a distorted probability — a composition of a continuous increasing function  $h: [0, 1] \rightarrow [0, 1]$  and a probability measure  $P_0$ , i.e.  $\nu(A) = h(P_0(A))$  for every event  $A$ . They obtain the result that under some conditions on the stock price the optimal policy for the investor is to set a weight of stocks in his/her portfolio equal to zero. Similar non-degenerate price region has been derived by Dow and Werlang (1992).

In this paper we solve the decision making problem within the MMEU approach in the economy with one riskless asset and one risky asset, which pays no dividends. Returns of the risky asset are assumed to be normally distributed. Although the normal distribution can not describe the behavior of high-frequency data, monthly stock returns could be modeled by normally distributed random variables. An appropriate model for the high-frequency data is GARCH process therefore these results are also useful for models conditionally normal distributions for the returns of risky asset.

It is shown that analogical to Dow and Werlang (1992) and Carlier and Dana (2003) results also have place and the explicit form of price no-trade condition is given.

In order to provide a model which is more relevant to real markets we incorporate proportional transaction costs under consideration. As it turned out that the no-transaction region for the investor who is MMEU maximizer has different forms depending on distributions of assets prices. The main contribution of the paper is that we derive explicit formulae of optimal policies and the bounds no-transaction region and the dynamic of their changes with respect to parameters of assets prices distributions.

The investor's attitude to the risk is represented by the exponential utility function of the form  $U(x) = 1 - e^{-\gamma x}$ ,  $0 < \gamma < 1$ . A special structure of the exponential utility function allows us to derive explicit solutions of the investor's problem. The ambiguity is incorporated into the model by the set of priors. We consider all probability measures in this set to absolutely continuous with respect to a predefined measure  $P_0$  and their

Radon-Nikodym derivatives are assumed to be log-normally distributed under  $P_0$ . It is shown how incorporating the uncertainty into the model impacts optimal policies of the investor.

The paper is organized as follows. Section 1 gives necessary definitions and preliminary results which we use in the sequel. In particular, we provide a short description of MMEU model. In the Section 2 we consider the single period asset allocation model and derive its solution for the investor whose preferences are consistent with MMEU framework. The proportional transaction costs are incorporated into the model in Section 3. The main result, presented in this Section, is a derivation of different forms of the no-transaction region depending on the parameters of the model. Section 5 briefly summarizes the contributions of the paper.

## 1 Definitions and setup

Let us consider a state space  $(\Omega, \mathcal{F})$ , where  $\mathcal{F}$  is an algebra on  $\Omega$ . Denote by  $\mathcal{X}$  the set of acts, i.e. the set of all measurable function on  $(\Omega, \mathcal{F})$ . The object of study is choice behavior relative to  $\mathcal{X}$ . We postulate that there exists a preference relation  $\succeq$  on  $\mathcal{X}$  consistent with the axioms of MMEU (see Gilboa and Schmeidler (1989)), that is, there exist utility function  $U: \mathbb{R}^+ \rightarrow \mathbb{R}^+$  and a set of probability measures  $\mathcal{P}$  on  $(\Omega, \mathcal{F})$  such that for every  $X, Y \in \mathcal{X}$

$$X \succeq Y \Rightarrow V(X) \geq V(Y),$$

where the preference functional  $V$  can be represented as

$$V(X) = \min_{Q \in \mathcal{P}} E_Q(U(X)) \tag{1.1}$$

for each  $X \in \mathcal{X}$ . Here  $E_Q$  denotes the expectation with respect to probability measure  $Q$ .

Let us fix a measure  $P_0$  on  $(\Omega, \mathcal{F})$ . In order to simplify the research we assume that all measures in  $\mathcal{P}$  are absolutely continuous with respect to the measure  $P_0$ . By the Radon-Nikodym theorem for every measure  $Q \in \mathcal{P}$  there exists a non-negative random variable  $\eta_Q$  with  $E_{P_0}(\eta_Q) = 1$ , such that  $dQ = \eta_Q dP_0$ . Therefore, we can identify the set  $\mathcal{P}$  with the set of their Radon-Nikodym derivatives with respect to the probability

measure  $P_0$ . Let us assume that these derivatives are log-normally distributed. In the sequel we need the following lemma.

**Lemma 1.1.** *Every normally distributed under measure  $P_0$  random variable  $Z \sim N(\mu, \sigma^2)$  is normally distributed under measure  $Q \in \mathcal{P}$ .*

*Proof.* We can express the Radon-Nikodym derivative of measure  $Q$  in the form  $\eta_Q = e^{\alpha + \beta Z + u}$ , where  $u$  is zero-mean normally distributed random variable which is independent from  $Z$ .

Let us consider the moment generating function  $M_Q(s) = E_Q(e^{sZ}) = E_{P_0}(e^{sZ + \ln(\eta_Q)})$ . Since random variables  $u$  and  $Z$  are independent we have that

$$M_Q(s) = e^\alpha E_{P_0}(e^u) E_{P_0}(e^{(s+\beta)Z}) = e^{\alpha + E_{P_0}(u^2) + \beta\mu + \frac{\beta^2\sigma^2}{2} + (\mu + \beta\sigma^2)s + \frac{s^2\sigma^2}{2}}.$$

Let  $s = 0$  and use the fact that  $E_Q(1) = 1$  to yield

$$M_Q(s) = e^{(\mu + \beta\sigma^2)s + \frac{s^2\sigma^2}{2}}.$$

This implies that  $Z \sim N(\mu + \beta\sigma^2, \sigma^2)$  under measure  $Q$  which completes the proof.

## 2 Portfolio optimization

Let us consider a model, where the investor makes his/her investment decisions in the economy with one riskless asset (*bond*) and one risky asset (*stock*), which pays no dividends. This model we use further in all sections. The rate of return of the riskless asset here is denoted by  $r$ , the return of risky one is  $Z = \mu + \sigma\varepsilon$ , and the random variables  $\varepsilon$  are independent and normally distributed under the measure  $P_0$  with zero mean and unit variance.

We restrict ourselves on the case of normally distributed stock return, first of all, because this simplifies the research. Although, an empirical study gives us evidence that stock returns are not normally distributed, one of possible explanations why we use normal distribution in our model, is that there are a lot of results postulating that the stock returns could be modelled by the GARCH process which has the conditional normal distribution.

According to the Maxmin Expected Utility model the aim of the investor is to maximize the preference functional (1.1) of his/her wealth at the end of the period.

The set of priors  $\mathcal{P}$  consists of the absolute continuous with respect to  $P_0$  probability measures, whose Radon-Nikodym derivatives are  $P_0$ -log-normally distributed.

In the sequel we assume that the investor's attitude to the risk is represented by the exponential utility function

$$U(x) = 1 - e^{-\gamma x}, \quad 0 < \gamma < 1.$$

Let us denote  $\mu(\beta) = \mu + \beta\sigma^2$ . Due to Lemma 1.1 the preference functional (1.1) in the context of our assumptions can be rewritten in the form

$$V(W) = \min_{\beta \in [\beta_{\min}, \beta_{\max}]} E_{P_0}(U(W)),$$

where

$$W = W_0((1+r)(1-w) + w(\mu(\beta) + \sigma\varepsilon)).$$

Here  $w$  denotes the proportion of the wealth invested in the risky asset. Since the function  $\mu(\beta)$  is linear we can change the argument of the minimization problem and provide it with respect to the parameter  $\mu$ , which belongs to the interval  $[\mu_{\min}, \mu_{\max}]$ , where  $\mu_{\min} = \mu(\beta_{\min})$  and  $\mu_{\max} = \mu(\beta_{\max})$ .

Under such assumptions and notations we claim that the optimization problem for the investor is

$$\min_{\mu \in [\mu_{\min}, \mu_{\max}]} E_{P_0}(U(W(w))) \xrightarrow{w} \max \quad (2.1)$$

subject to the budget constraint

$$W = W_0((1+r)(1-w) + w(\mu + \sigma\varepsilon)).$$

The following theorem gives an optimal strategy of (2.1).

Let  $C_{\min} = \mu_{\min} - (1+r)$  and  $C_{\max} = \mu_{\max} - (1+r)$ .

**Theorem 2.1.** *The optimal strategy of the investor is*

$$w^{opt} = \begin{cases} \frac{C_{\min}}{\gamma W_0 \sigma^2}, & \text{if } C_{\min} > 0, \\ \frac{C_{\max}}{\gamma W_0 \sigma^2}, & \text{if } C_{\max} < 0, \\ 0, & \text{if } C_{\min} \leq 0 \leq C_{\max}. \end{cases}$$

*Proof.* Given  $w$  let us find a form of the preference functional  $V$ .

$$\begin{aligned}
V(W(w)) &= \min_{\mu \in [\mu_{\min}, \mu_{\max}]} E_{P_0}(U(W(w))) \\
&= 1 + \min_{\mu \in [\mu_{\min}, \mu_{\max}]} E_{P_0}(-e^{-\gamma W_0((1+r)(1-w)+w(\mu+\sigma\varepsilon))}) \\
&= 1 + e^{-\gamma W_0(1+r)} e^{\frac{\gamma^2 W_0^2 \sigma^2 w^2}{2}} \min_{\mu \in [\mu_{\min}, \mu_{\max}]} (-e^{-\gamma W_0 w(\mu-(1+r))}).
\end{aligned}$$

In order to find the min-value of the above equation we notice that the expression

$$\frac{\partial(-e^{-\gamma W_0 w(\mu-(1+r))})}{\partial \mu} = \gamma W_0 w e^{-\gamma W_0 w(\mu-(1+r))}$$

is greater than or equal to 0 if  $w \geq 0$  and less than 0 if  $w < 0$ . Since possible values of  $\mu$  are bounded by  $\mu_{\min}$  and  $\mu_{\max}$  we conclude that the function

$$\mu^*(w) = \begin{cases} \mu_{\min}, & w \geq 0 \\ \mu_{\max}, & w < 0 \end{cases} = \operatorname{argmin}_{\mu \in [\mu_{\min}, \mu_{\max}]} (-e^{-\gamma W_0 w(\mu-(1+r))}).$$

In fact, the explicit form of the preference functional is

$$V(W(w)) = 1 - e^{-\gamma W_0(1+r)} e^{-\gamma W_0(\mu^*(w)-(1+r))w + \frac{\gamma^2 W_0^2 \sigma^2 w^2}{2}}. \quad (2.2)$$

Our aim, according to (2.1), is to maximize (2.2) with respect to  $w$ . It is worth to notice that

$$\lim_{w \rightarrow +0} V(W(w)) = \lim_{w \rightarrow -0} V(W(w)) = 1 - e^{-\gamma W_0(1+r)}, \quad (2.3)$$

therefore  $V(W(w))$  is a continuous function.

The function  $V(W(w))$  is differentiable on  $w \in (-\infty, 0) \cup (0, +\infty)$  and its possible extremal points are  $w' = \frac{C_{\min}}{\gamma W_0 \sigma^2}$  on  $(0, +\infty)$ ,  $w'' = \frac{C_{\max}}{\gamma W_0 \sigma^2}$  on  $(-\infty, 0)$  and  $w = 0$ .

Let us consider three cases. If  $C_{\min} > 0$  then  $w' \in (0, +\infty)$  but  $w'' \notin (-\infty, 0)$ . This fact and (2.3) imply that the global maximum of the preference functional occurs at point  $w'$  which is the optimal portfolio weight for the investor.

If  $C_{\max} < 0$  then  $w' \notin (0, +\infty)$  and  $w'' \in (-\infty, 0)$ . Therefore the optimal strategy in this case is  $w^{opt} = w''$ .

In the case if  $C_{\max} > 0$  and  $C_{\min} < 0$  there is the only maximum point  $w = 0$  and this means that is is optimal for the investor no invest all available wealth into the bond. The theorem is proved.



### 3 Model with Transaction costs

In this section transaction costs are incorporated in the model. As above, the portfolio of the investor consists of a risky asset and a riskless asset. Before the investment decision the investor owns  $x_0^*$  dollars in the risky asset and  $y_0^*$  dollars in the bond. After making an additional investment of  $\Delta$  dollars in the stock, the agent incurs proportional transaction costs  $\theta|\Delta|$  for  $0 \leq \theta < 1$ . The costs of transactions are assumed to be charged to the riskless asset. Let us define

$$\tau = \begin{cases} 1, & \text{the investor buys stocks,} \\ -1, & \text{the investor sells stocks,} \\ 0, & \text{the investor makes no transactions.} \end{cases}$$

After the transaction the stock and bond holdings, which form the portfolio at the end of period, become

$$x = x_0^* + \tau\Delta,$$

$$y = y_0^* - \tau\Delta - \theta\Delta,$$

where  $\Delta \geq 0$  is the traded dollar amount of the risky asset.

The final portfolio holdings are then given by

$$x^* = xZ = (x_0^* + \tau\Delta)Z, \tag{3.1}$$

$$y^* = y(1+r) = (y_0^* - \tau\Delta(1+\theta))(1+r). \tag{3.2}$$

Given the initial portfolio  $(x_0^*, y_0^*)$  the variables  $\Delta$  and  $\tau$  represent a trading strategy of the investor, whose objective is to maximize the preference functional

$$V(x^*(\Delta, \tau) + y^*(\Delta, \tau)) = \min_{\mu \in [\mu_{\min}, \mu_{\max}]} E_{P_0}(x^*(\Delta, \tau) + y^*(\Delta, \tau)) \xrightarrow{\Delta \geq 0, \tau} \max, \tag{3.3}$$

subject to the bond and stock wealth dynamic (3.1) and (3.2). Here we want to emphasize functional dependence of  $x^*$  and  $y^*$  on  $\Delta$  and  $\tau$ .

Let us make the following notations:

$$A_{\min} = \mu_{\min} - (1+\theta)(1+r), \quad A_{\max} = \mu_{\min} - (1+\theta)(1+r),$$

$$B_{\min} = \mu_{\min} - (1-\theta)(1+r), \quad B_{\max} = \mu_{\max} - (1-\theta)(1+r).$$

The following theorems show how optimal policies for the investor depend on the relations between these parameters.

**Theorem 3.1.** Let  $A_{\min} \geq 0$ . Then the optimal strategy of the investor for the investment problem (3.3), (3.1) and (3.2) is given by

$$\begin{aligned} \Delta^{opt} &= \frac{A_{\min}}{\gamma\sigma^2} - x_0^* \text{ and } \tau^{opt} = 1 && \text{if } x_0^* < \frac{A_{\min}}{\gamma\sigma^2}, \\ \Delta^{opt} &= -\frac{B_{\min}}{\gamma\sigma^2} + x_0^* \text{ and } \tau^{opt} = -1 && \text{if } x_0^* > \frac{B_{\min}}{\gamma\sigma^2}, \\ \Delta^{opt} &= 0 \text{ and } \tau^{opt} = 0 && \text{if } \frac{A_{\min}}{\gamma\sigma^2} \leq x_0^* \leq \frac{B_{\min}}{\gamma\sigma^2}. \end{aligned}$$

*Proof.* Given  $\mu$  one can rewrite the expected utility of the terminal wealth as

$$\begin{aligned} I(\mu) = E_{P_0}(U(x^* + y^*)) &= 1 - e^{-\gamma(x_0^*\mu + y_0^*(1+r))} \cdot E_{P_0}(e^{-\gamma\tau\Delta D - \gamma\sigma(x_0^* + \tau\Delta)\varepsilon}) \\ &= 1 - e^{-\gamma(x_0^*\mu + y_0^*(1+r))} \cdot e^{-\gamma\tau\Delta D} \cdot e^{\gamma^2\sigma^2(x_0^* + \tau\Delta)^2}, \end{aligned}$$

where  $D = \mu - (1 + \tau\theta)(1 + r)$ .

In order to find the form of the preference functional  $V(x^* + y^*)$  we should solve the minimization problem

$$I(\mu) \xrightarrow{\mu \in [\mu_{\min}, \mu_{\max}]} \min$$

with respect to  $\mu$ . The derivative

$$\frac{\partial I(\mu)}{\partial \mu} = \gamma(x_0^* + \tau\Delta) \cdot e^{-\gamma(x_0^*\mu + y_0^*(1+r))} \cdot e^{-\gamma\tau\Delta D + \frac{\gamma^2\sigma^2(x_0^* + \tau\Delta)^2}{2}}.$$

Thus,  $\frac{\partial I(\mu)}{\partial \mu} \geq 0$  if  $x_0^* + \tau\Delta \geq 0$  and  $\frac{\partial I(\mu)}{\partial \mu} < 0$  if  $x_0^* + \tau\Delta < 0$ . Denote

$$\mu(\Delta, \tau) = \begin{cases} \mu_{\min} & \text{if } x_0^* + \tau\Delta \geq 0, \\ \mu_{\max} & \text{if } x_0^* + \tau\Delta < 0 \end{cases} = \underset{\mu \in [\mu_{\min}, \mu_{\max}]}{\operatorname{argmin}} I(\mu). \quad (3.4)$$

Hence, we conclude that

$$V(\Delta, \tau) = 1 - e^{-\gamma(x_0^*\mu(\Delta, \tau) + y_0^*(1+r))} \cdot e^{-\gamma\tau\Delta(\mu(\Delta, \tau) - (1+\tau\theta)(1+r)) + \frac{\gamma^2\sigma^2(x_0^* + \tau\Delta)^2}{2}}. \quad (3.5)$$

Let us note that the case  $\Delta = 0$  is equivalent to  $\tau = 0$ . Therefore for the case  $\tau \neq 0$  we take under consideration only positive values of  $\Delta$ . Given  $x_0^*$  the boundary conditions

$$V(0, 1) = V(0, -1) = V(\Delta, 0) \quad (3.6)$$

are satisfied. At points with  $x_0^* + \tau\Delta = 0$  the preference functional

$$V(\Delta, \tau) = 1 - e^{-\gamma(1+r)(y_0^* - (1+\tau\theta))}$$

does not depend on  $\mu(\Delta, \tau)$  and, hence, is continuous function on  $[0, +\infty) \times \{-1, 0, 1\}$ .

The derivatives of the preference functional are given by the expression

$$\frac{\partial V}{\partial \Delta} = \begin{cases} \tau \gamma L e^{-\gamma(x_0^* \mu_{\min} + y_0^*(1+r))} e^{-\gamma \tau \Delta D_{\min}} (D_{\min} - \gamma \sigma^2 (x_0^* + \tau \Delta)), & x_0^* + \tau \Delta > 0, \\ \tau \gamma L e^{-\gamma(x_0^* \mu_{\max} + y_0^*(1+r))} e^{-\gamma \tau \Delta D_{\max}} (D_{\max} - \gamma \sigma^2 (x_0^* + \tau \Delta)), & x_0^* + \tau \Delta < 0, \end{cases} \quad (3.7)$$

where  $L = e^{\frac{\gamma^2 \sigma^2 x^2}{2}}$ ,  $D_{\min} = \mu_{\min} - (1+r)(1+\tau\theta)$  and  $D_{\max} = \mu_{\max} - (1+r)(1+\tau\theta)$ .

Let us consider the following four cases.

1).  $x_0^* \in (\frac{B_{\min}}{\gamma \sigma^2}, +\infty)$ .

If  $\tau = 1$  we have that  $x_0^* > -\Delta$ . In this case the

$$\frac{\partial V(\Delta, 1)}{\partial \Delta} = \gamma e^{\frac{\gamma^2 \sigma^2 x^2}{2}} \cdot e^{-\gamma(x_0^* \mu_{\max} + y_0^*(1+r))} e^{-\gamma \Delta A_{\min}} \cdot (A_{\min} - \gamma \sigma^2 (x_0^* + \Delta)) < 0$$

because of the fact that

$$-\gamma \sigma^2 (x_0^* + \Delta) \leq -\gamma \sigma^2 x_0^* \leq -B_{\min} < -A_{\min}.$$

If  $\tau = -1$  the derivative on the interval  $0 < \Delta < x_0^*$  is

$$\frac{\partial V(\Delta, -1)}{\partial \Delta} = -\gamma e^{\frac{\gamma^2 \sigma^2 x^2}{2}} \cdot e^{-\gamma(x_0^* \mu_{\min} + y_0^*(1+r))} e^{-\gamma \Delta B_{\min}} \cdot (B_{\min} - \gamma \sigma^2 (x_0^* - \Delta)).$$

On this interval there exists the maximum which is the solution of the equation

$\frac{\partial V(\Delta, -1)}{\partial \Delta} = 0$  and this point is

$$\Delta = -\frac{B_{\min}}{\gamma \sigma^2} + x_0^*.$$

On the semi-interval  $(x_0^*, +\infty)$  the function  $V(\Delta, -1)$  is decreasing. Indeed,  $x_0^* - \Delta < 0 < \frac{B_{\max}}{\gamma \sigma^2}$  implies that  $\frac{\partial V(\Delta, -1)}{\partial \Delta} < 0$ .

Continuity of the preference functional leads to the fact that the global maximum is unique and the optimal strategy under the condition 1) is to sell  $\Delta^{opt} = -\frac{B_{\min}}{\gamma \sigma^2} + x_0^*$  dollars of stocks.

2).  $x_0^* \in [\frac{A_{\min}}{\gamma \sigma^2}, \frac{B_{\min}}{\gamma \sigma^2}]$ .

If  $\tau = 1$  we have that  $\Delta + x_0^* > 0$  therefore  $\mu(\Delta, 1) = \mu_{\min}$ . It is easy to see that the inequality  $x_0^* \geq \frac{A_{\min}}{\gamma \sigma^2}$  leads to the inequality  $\frac{\partial V(\Delta, 1)}{\partial \Delta} < 0$ . Thus, the function  $V(\Delta, 1)$  is decreasing.

If  $\tau = -1$  the inequality  $x_0^* \leq \frac{B_{\min}}{\gamma \sigma^2}$  also implies  $\frac{\partial V(\Delta, -1)}{\partial \Delta} < 0$  and the function  $V(\Delta, -1)$  decreases. Therefore, the only point of the maximum exists at  $\Delta = 0$  which determines the optimal policy of the investor, i.e.  $\Delta^{opt} = 0$ .

3).  $x_0^* \in [0, \frac{A_{\min}}{\gamma\sigma^2})$ .

We have that under this condition  $\mu(\Delta, 1) = \mu_{\min}$  and the equation  $\frac{\partial V(\Delta, 1)}{\partial \Delta} = 0$  has a unique solution at point  $\Delta = \frac{A_{\min}}{\gamma\sigma^2} - x_0^*$ .

If  $\tau = -1$  the inequality  $x_0^* \leq \frac{B_{\min}}{\gamma\sigma^2} < \frac{B_{\max}}{\gamma\sigma^2}$  implies  $\frac{\partial V(\Delta, -1)}{\partial \Delta} < 0$ . Therefore, the optimal policy of the investor is to buy  $\Delta^{opt} = \frac{A_{\min}}{\gamma\sigma^2} - x_0^*$  dollars of stocks.

4).  $x_0^* \in (-\infty, 0)$ .

In this case  $\mu(\Delta, -1) = \mu_{\max}$  for all  $\Delta \geq 0$  and as in the previous case  $x_0^* < \frac{B_{\min}}{\gamma\sigma^2} < \frac{B_{\max}}{\gamma\sigma^2}$  implies  $\frac{\partial V(\Delta, -1)}{\partial \Delta} < 0$ .

In the another case  $\mu(\Delta, 1) = \mu_{\max}$  if  $\Delta < -x_0^*$  and  $\mu(\Delta, 1) = \mu_{\min}$  if  $\Delta \geq x_0^*$ . Since  $\frac{A_{\max}}{\gamma\sigma^2} > 0 > x_0^* + \Delta$  we have that  $\frac{\partial V(\Delta, 1)}{\partial \Delta} > 0$  and the function  $V(\Delta, 1)$  is increasing on the interval  $(0, |x_0^*|)$ . On the interval  $(|x_0^*|, +\infty)$  this function has the unique maximum at the point  $\Delta^{opt} = \frac{A_{\min}}{\gamma\sigma^2} - x_0^*$ .

The interval  $[\frac{A_{\min}}{\gamma\sigma^2}, \frac{B_{\min}}{\gamma\sigma^2}]$ , where  $\Delta^{opt} = 0$  is called no-transaction region. The optimal policy of the investor is completely determined by this interval. As long as the amount of wealth invested in the stock is within the no-transaction region, the portfolio is not adjusted. If this amount of wealth strays outside the bounds the transaction is made to restore the amounts of stocks to the closest boundary of the no-transaction region.

**Theorem 3.2.** *Let  $A_{\min} < 0$ ,  $A_{\max} \geq 0$  and  $B_{\min} \geq 0$ . Then the optimal strategy of the investor for the investment problem (3.3), (3.1) and (3.2) is given by*

$$\begin{aligned} \Delta^{opt} &= |x_0^*| \text{ and } \tau^{opt} = 1 && \text{if } x_0^* < 0, \\ \Delta^{opt} &= -\frac{B_{\min}}{\gamma\sigma^2} + x_0^* \text{ and } \tau^{opt} = -1 && \text{if } x_0^* > \frac{B_{\min}}{\gamma\sigma^2}, \\ \Delta^{opt} &= 0 \text{ and } \tau^{opt} = 0 && \text{if } 0 \leq x_0^* \leq \frac{B_{\min}}{\gamma\sigma^2}. \end{aligned}$$

*Proof.* We prove this theorem similarly to the proof of Theorem 3.1. As a matter of fact, some of cases are proved in the same manner.

1).  $x_0^* \in (\frac{B_{\min}}{\gamma\sigma^2}, +\infty)$ .

If  $\tau = 1$  the derivative of the preference functional (3.7) is  $\frac{\partial V(\Delta, 1)}{\partial \Delta} < 0$  because

$$-\gamma\sigma^2(x_0^* + \Delta) \leq -\gamma\sigma^2 x_0^* \leq -B_{\min} < -A_{\min}.$$

If  $\tau = -1$  the preference functional has a local maximum on the interval  $0 < \Delta < x_0^*$

at point

$$\Delta = -\frac{B_{\min}}{\gamma\sigma^2} + x_0^*.$$

which is the solution of the equation  $\frac{\partial V(\Delta, -1)}{\partial \Delta} = 0$ .

On the interval  $(x_0^*, +\infty)$  the function  $V(\Delta, -1)$  is decreasing due to the fact that  $x_0^* - \Delta < 0 < \frac{B_{\max}}{\gamma\sigma^2}$ .

It turns out that the point  $\Delta^{opt} = -\frac{B_{\min}}{\gamma\sigma^2} + x_0^*$ ,  $\tau = -1$  is the point of global maximum of the preference functional and defines the optimal policy of the investor.

2).  $x_0^* \in [0, \frac{B_{\min}}{\gamma\sigma^2}]$ .

Similar to case 2) in Theorem 3.1 the inequalities  $x_0^* \geq \frac{A_{\min}}{\gamma\sigma^2}$  and  $x_0^* \leq \frac{B_{\min}}{\gamma\sigma^2}$  imply that both of the functions  $V(\Delta, 1)$  and  $V(\Delta, -1)$  are decreasing and, hence, the maximum of the preference functional occurs at the point  $\Delta^{opt} = 0$ .

3).  $x_0^* \in (-\infty, 0)$ .

If  $\tau = -1$  we have that  $x_0^* < \frac{B_{\min}}{\gamma\sigma^2} < \frac{B_{\max}}{\gamma\sigma^2}$  and this implies that  $\frac{\partial V(\Delta, -1)}{\partial \Delta} < 0$ .

If  $\tau = 1$  we get that  $\mu(\Delta, 1) = \mu_{\max}$  for  $\Delta < |x_0^*|$  and  $\mu(\Delta, 1) = \mu_{\min}$  for  $\Delta > |x_0^*|$ . On the interval  $(0, |x_0^*|)$  the inequality  $\frac{A_{\max}}{\gamma\sigma^2} > 0 > x_0^* + \Delta$  leads to the fact  $\frac{\partial V(\Delta, 1)}{\partial \Delta} > 0$ . On the semi-interval  $(|x_0^*|, +\infty)$  the inequality  $\frac{A_{\min}}{\gamma\sigma^2} < 0 < x_0^* + \Delta$  implies  $\frac{\partial V(\Delta, 1)}{\partial \Delta} < 0$ . Therefore the only maximum occurs at the point  $\Delta^{opt} = |x_0^*|$ .

Under the assumptions of Theorem 3.2 the no-transaction region is  $[0, \frac{B_{\min}}{\gamma\sigma^2}]$ . Its asymmetry can be explain by the non-additivity of the preferences of the investor. Similar to the case without the transaction costs, where the no-trade condition is  $C_{\min} < 0 < C_{\max}$ , the non-additivity in preferences makes an impact if  $A_{\min} < 0 < A_{\max}$ .

**Theorem 3.3.** *Let  $A_{\max} < 0$  and  $B_{\min} \geq 0$ . Then the optimal strategy of the investor for the investment problem (3.3), (3.1) and (3.2) is given by*

$$\begin{aligned} \Delta^{opt} &= \frac{A_{\max}}{\gamma\sigma^2} - x_0^* \text{ and } \tau^{opt} = 1 & \text{if } x_0^* < \frac{A_{\max}}{\gamma\sigma^2}, \\ \Delta^{opt} &= -\frac{B_{\min}}{\gamma\sigma^2} + x_0^* \text{ and } \tau^{opt} = -1 & \text{if } x_0^* > \frac{B_{\min}}{\gamma\sigma^2}, \\ \Delta^{opt} &= 0 \text{ and } \tau^{opt} = 0 & \text{if } \frac{A_{\max}}{\gamma\sigma^2} \leq x_0^* \leq \frac{B_{\min}}{\gamma\sigma^2}. \end{aligned}$$

*Proof.* Similar to the previous theorems we consider three cases.

1).  $x_0^* \in (\frac{B_{\min}}{\gamma\sigma^2}, +\infty)$ .

It can be proved analogically to case 1) in Theorem 3.1 that the optimal for the investor is to sell  $\Delta^{opt} = -\frac{B_{\min}}{\gamma\sigma^2} + x_0^*$  amount of stocks.

$$2). x_0^* \in \left[ \frac{A_{\max}}{\gamma\sigma^2}, \frac{B_{\min}}{\gamma\sigma^2} \right].$$

The inequalities  $x_0^* \leq \frac{B_{\min}}{\gamma\sigma^2} < \frac{B_{\max}}{\gamma\sigma^2}$  in the case  $\tau = -1$  and  $x_0^* \geq \frac{A_{\max}}{\gamma\sigma^2} > \frac{A_{\min}}{\gamma\sigma^2}$  in the case  $\tau = 1$  imply the functions  $V(\Delta, 1)$  and  $V(\Delta, -1)$  are decreasing and therefore the interval  $\left[ \frac{A_{\max}}{\gamma\sigma^2}, \frac{B_{\min}}{\gamma\sigma^2} \right]$  is a subset of the no-transaction region. This means that the optimal strategy is  $\Delta^{opt} = 0$ .

$$3). x_0^* \in (-\infty, \frac{A_{\max}}{\gamma\sigma^2}).$$

In the case of  $\tau = -1$  the inequality  $x_0^* \leq \frac{B_{\min}}{\gamma\sigma^2} < \frac{B_{\max}}{\gamma\sigma^2}$  leads to  $\frac{\partial V(\Delta, -1)}{\partial \Delta} < 0$ .

If  $\tau = 1$  the derivative on the interval  $0 < \Delta < |x_0^*|$  is

$$\frac{\partial V(\Delta, 1)}{\partial \Delta} = \gamma e^{\frac{\gamma^2 \sigma^2 x^2}{2}} \cdot e^{-\gamma(x_0^* \mu_{\max} + y_0^*(1+r))} e^{-\gamma \Delta A_{\max}} \cdot (A_{\max} - \gamma \sigma^2 (x_0^* + \Delta)).$$

On this interval there exists the maximum which is the solution of the equation  $\frac{\partial V(\Delta, 1)}{\partial \Delta} = 0$  and this point is

$$\Delta = \frac{A_{\max}}{\gamma\sigma^2} - x_0^* > 0.$$

On the interval  $(-\infty, |x_0^*|)$  the function  $V(\Delta, 1)$  is increasing. Indeed,  $\frac{A_{\max}}{\gamma\sigma^2} < 0 < x_0^* + \Delta$  which implies  $\frac{\partial V(\Delta, 1)}{\partial \Delta} < 0$ . The optimal strategy in this case is to invest additional  $\Delta^{opt} = \frac{A_{\max}}{\gamma\sigma^2} - x_0^*$  dollars in the stock. The theorem is proved.

As we can observe, the no-transaction region  $\left[ \frac{A_{\max}}{\gamma\sigma^2}, \frac{B_{\min}}{\gamma\sigma^2} \right]$  in this case is much more narrower than in previous cases.

**Theorem 3.4.** *Let  $A_{\max} < 0$ ,  $B_{\min} < 0$  and  $B_{\max} \geq 0$ . Then the optimal strategy of the investor for the investment problem (3.3), (3.1) and (3.2) is given by*

$$\begin{aligned} \Delta^{opt} &= \frac{A_{\max}}{\gamma\sigma^2} - x_0^* \text{ and } \tau^{opt} = 1 & \text{if } x_0^* < \frac{A_{\max}}{\gamma\sigma^2}, \\ \Delta^{opt} &= |x_0^*| \text{ and } \tau^{opt} = -1 & \text{if } x_0^* > 0, \\ \Delta^{opt} &= 0 \text{ and } \tau^{opt} = 0 & \text{if } \frac{A_{\max}}{\gamma\sigma^2} \leq x_0^* \leq 0. \end{aligned}$$

*Proof.* The idea of the proof remains the same as in the previous theorem. In fact, the results of this theorem is symmetric to those of Theorem 3.2. Let us consider the following possibilities.

$$1). x_0^* \in (0, +\infty).$$

If  $\tau = 1$  we have the relationship  $x_0^* > \frac{A_{\max}}{\gamma\sigma^2} > \frac{A_{\min}}{\gamma\sigma^2}$  which implies that, according to (3.7) and inequality  $x_0^* + \Delta > 0$ ,  $\frac{\partial V(\Delta, 1)}{\partial \Delta} < 0$ .

If  $\tau = -1$  we get that  $\mu(\Delta, -1) = \mu_{\min}$  for  $\Delta < x_0^*$  and  $\mu(\Delta, -1) = \mu_{\max}$  for  $\Delta > x_0^*$ . On the interval  $(0, x_0^*)$  the inequality  $\frac{B_{\min}}{\gamma\sigma^2} < 0 < x_0^* - \Delta$  leads to the condition

$\frac{\partial V(\Delta, -1)}{\partial \Delta} > 0$ . On the semi-interval  $(x_0^*, +\infty)$  the inequality  $\frac{B_{\max}}{\gamma\sigma^2} > 0 > x_0^* + \Delta$  implies  $\frac{\partial V(\Delta, -1)}{\partial \Delta} < 0$ . Therefore, according to the continuity of the preference functional  $V(\Delta, \tau)$ , the only maximum occurs at the point  $\Delta^{opt} = x_0^*$ . For all this  $\tau^{opt} = -1$ .

2).  $x_0^* \in [\frac{A_{\max}}{\gamma\sigma^2}, 0]$ .

The inequalities  $x_0^* \geq \frac{A_{\max}}{\gamma\sigma^2} > \frac{A_{\min}}{\gamma\sigma^2}$  in the case  $\tau = 1$  and  $x_0^* \leq \frac{B_{\max}}{\gamma\sigma^2}$  in the case  $\tau = -1$  imply that both of the functions  $V(\Delta, 1)$  and  $V(\Delta, -1)$  are decreasing on  $(0, +\infty)$  and, hence, the maximum of the preference functional occurs at the point  $\Delta^{opt} = 0$ .

3).  $x_0^* \in (-\infty, \frac{A_{\max}}{\gamma\sigma^2})$ .

If  $\tau = -1$  the derivative of the preference functional (3.7) is  $\frac{\partial V(\Delta, -1)}{\partial \Delta} < 0$  because

$$\gamma\sigma^2(x_0^* - \Delta) \leq \gamma\sigma^2 x_0^* \leq A_{\max} < B_{\max}.$$

If  $\tau = 1$  the preference functional has a local maximum on the interval  $\Delta \in (0, -x_0^*)$  at the point

$$\Delta = \frac{A_{\max}}{\gamma\sigma^2} - x_0^*.$$

which is the solution of the equation  $\frac{\partial V(\Delta, 1)}{\partial \Delta} = 0$ .

On the interval  $(-x_0^*, +\infty)$  the function  $V(\Delta, 1)$  decreases because  $x_0^* + \Delta > 0 > \frac{A_{\min}}{\gamma\sigma^2}$ .

It turns out that the point  $\Delta^{opt} = \frac{A_{\max}}{\gamma\sigma^2} - x_0^*$ ,  $\tau = 1$  is the point of global maximum of the preference functional and defines the optimal policy of the investor. The theorem is proved.

**Theorem 3.5.** *Let  $A_{\min} < B_{\min} < 0 < A_{\max}$ . Then the optimal strategy of the investor the investment problem (3.3), (3.1) and (3.2) is given by*

$$\begin{aligned} \Delta^{opt} &= -x_0^* \text{ and } \tau^{opt} = 1 & \text{if } x_0^* \leq 0, \\ \Delta^{opt} &= x_0^* \text{ and } \tau^{opt} = -1 & \text{if } x_0^* > 0. \end{aligned}$$

*Proof.* The form of the preference functional and its derivatives is given in by (3.5) and (3.7). As in the previous cases the optimal strategy depends on the value of initial stock holdings of the investor.

1).  $x_0^* \in (0, +\infty)$ .

If  $\tau = 1$  the derivative of the preference functional (3.7) is  $\frac{\partial V(\Delta, 1)}{\partial \Delta} < 0$  because  $x_0^* + \Delta > 0 > \frac{A_{\min}}{\gamma \sigma^2}$ .

If  $\tau = -1$  the preference functional is increasing on the interval  $0 < \Delta < x_0^*$  because the inequality  $x_0^* - \Delta > 0 > \frac{B_{\min}}{\gamma \sigma^2}$  leads to the condition  $\frac{\partial V(\Delta, -1)}{\partial \Delta} > 0$ .

On the interval  $(x_0^*, +\infty)$  the function  $V(\Delta, -1)$  is decreasing due to the fact that  $x_0^* - \Delta < 0 < \frac{B_{\max}}{\gamma \sigma^2}$ .

This means that the global maximum of the preference functional occurs at the point  $\Delta^{opt} = x_0^*$  with  $\tau = -1$  which defines the optimal policy of the investor.

2).  $x_0^* \in (-\infty, 0]$ .

If  $\tau = -1$  the inequality  $x_0^* - \Delta < 0 < \frac{B_{\max}}{\gamma \sigma^2}$  and equation (3.7) imply the inequality  $\frac{\partial V(\Delta, -1)}{\partial \Delta} < 0$ .

In the case  $\tau = 1$  the function  $V(\Delta, 1)$  increases on the interval  $(0, -x_0^*)$  because of the condition  $\frac{A_{\max}}{\gamma \sigma^2} > 0 > x_0^* + \Delta$ . On the interval  $(-x_0^*, +\infty)$  this function is decreasing due to the inequalities  $\frac{A_{\min}}{\gamma \sigma^2} < 0 < x_0^* + \Delta$ . Therefore the only point of maximum of the preference functional is  $\Delta^{opt} = -x_0^*$  with  $\tau = 1$ .

Under the condition of the last theorem the no-transaction region is reduced to the point 0. This means than the investor sells all stocks available in the initial portfolio. This is optimal for him/her even paying transaction costs for this operation. The condition  $B_{\min} < 0 \geq A_{\max}$  is analogous to the non-degenerate price condition of Dow and Werlang (1992) and Carlier and Dana (2003).

## 4 Empirical example

In order to provide an example of described above models we consider a multiperiod myopic decision-making procedure under proportional transaction costs. It assumes that the investor has a criterion defined over the one-period rate of returns on the assets. In other words, he/she follows optimal policies of a series of single-period problems connected in such way that the final portfolio of every problem is the initial one of the decision-making problem in the next period of time.

In the capacity of risky asset we consider daily prices of the Dow Jones index in the period from July 1996 till May 1999. We assume that the daily returns of the Dow Jones index follow the GARCH(1,1) process. This model is an appropriate one because



under the myopic strategy at the time  $t$  the investor takes into account only the past information at the period of time  $t - 1$ . Hence all results which have been obtained in this chapter are valid under conditional normality of stock returns.

In order to estimate the GARCH process we use past 100 days as an estimation window every period of time. Therefore, mean and conditional variance are changing over time. The monthly riskless rate is considered to be  $r = 0.002$ . We adopt the transaction costs rate to be equal to 0.1%. Since we incorporate in the analysis only investor's beliefs about uncertainty we assume that the absolute risk aversion coefficient is constant and equals 0.05 and the coefficients  $\beta_{\min} = -5$  and  $\beta_{\max} = 10$ . The investor starts with the initial stock holding  $x_0^* = 50\$$  and the bond holding  $y_0^* = 50\$$ .

Figure 1 shows the dynamic of changes in investor's portfolio during the horizon and the bounds of no-transaction region. As we can make sure from this figure the no-transaction region, analogically to the Expected Utility model (Genotte and Jung (1994), Boyle and Lin (1997), Kozhan and Schmid (2005)), completely determines the optimal strategy of the investor. During March 1998 the effect of Dow and Werlang (1992) is observed. In this period the no-transaction region is reduced to the point and the optimal policy for the decision-maker is to invest all his/her actives into the bond (i.e.  $x_t^* = 0$ ).

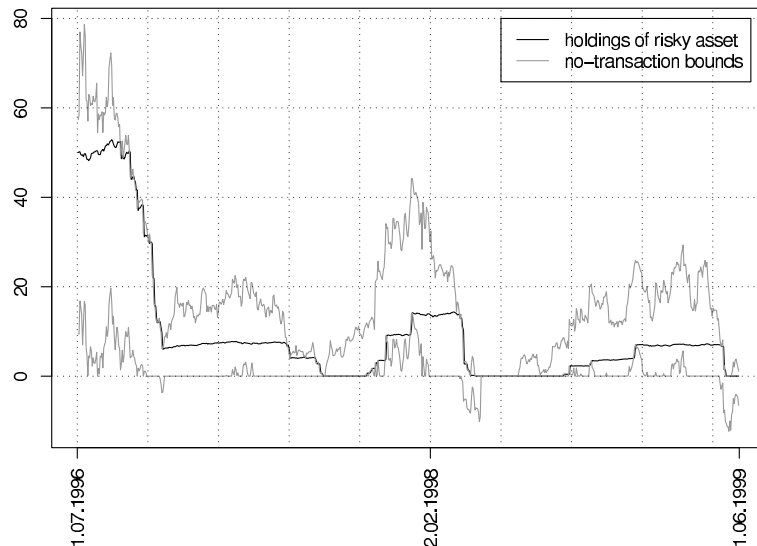


Figure 1: No-transaction bounds and dollar amounts of stock traded by MMEU maximizer,  $\beta_{\min} = -5$  and  $\beta_{\max} = 10$ .

Figure 2 compares no-transaction regions of investors whose beliefs satisfy the ax-

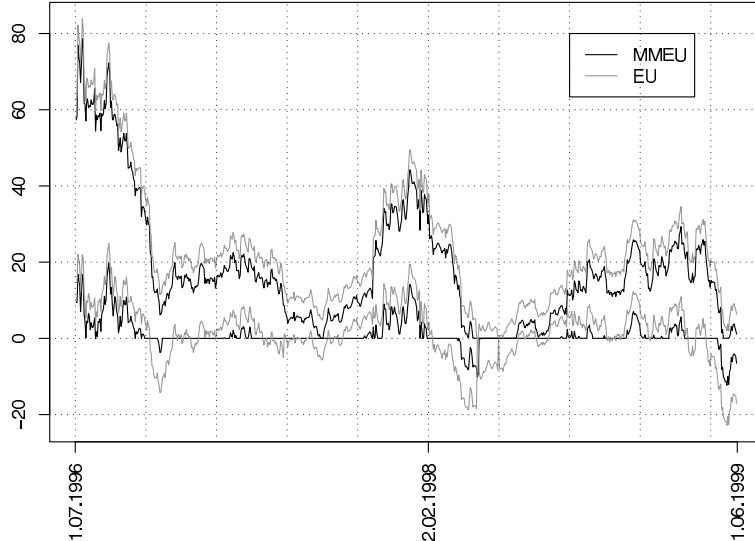


Figure 2: No-transaction bounds of EU and MMEU maximizers,  $\beta_{\min} = -5$  and  $\beta_{\max} = 10$ .

ions of two models: standard Expected Utility theory of von Neumann and Morgenstern (1944) and the Maxmin Expected Utility model. The first approach can be obtained as a special case of the second if we set  $\beta_{\min} = \beta_{\max} = 0$ . If any of EU bounds are situated above the axis  $y = 0$  than the appropriate the MMEU bound is shifted down on the value  $-\frac{\beta_{\min}}{\gamma}$  and cut from below by the line  $y = 0$ . If any of the EU no-transaction bounds are situated below the axis  $y = 0$  than the appropriate MMEU no-transaction bound is shifted up on the value  $\frac{\beta_{\max}}{\gamma}$  and cut from above by the axis. This implies that in general the MMEU no-transaction region is narrower as the EU one which makes the investor to be more active on the market and trade more frequently if uncertainty is presented in the model.

## 5 Conclusions

In the paper we have considered different types of asset allocation models within MMEU framework. Investor's attitudes to the risk correspond to the exponential utility function while his/her uncertainty aversion is represented by the set of priors  $\mathcal{P}$ . The main contribution is that explicit expressions for the bounds of the no-transaction region are derived.

In the model without transaction costs we have showed the existence of the non-

degenerate price conditions, similar to those that were obtained by Dow and Werlang (1992) and Carlier and Dana (2003) within the CEU theory under the distorted probability.

Having incorporated proportional transaction costs we have seen that the non-additivity of the investor's preferences has an impact on an optimal policy of the investor. As in the case of standard Expected Utility framework of von Neumann and Morgenstern (see Boyle and Lin (1997), Gennotte and Jung (1994), Kozhan and Schmid (2005)) the optimal strategy is determined by the bounds of the no-transaction region. This bounds also divide real line on tree parts: the sell, the buy and the no-transaction regions. However, these bounds have different expressions depending on parameters of the model. It is clear that the model is reduced to the classical utility theory if we set  $\mathcal{P} = \{P_0\}$ , i.e.  $\mu_{\min} = \mu_{\max} = \mu$ . This leads to the fact that the no-transaction region is the interval of the form  $[\frac{A}{\gamma\sigma^2}, \frac{B}{\gamma\sigma^2}]$ , where  $A = \mu - (1 + \theta)(1 + r)$  and  $B = \mu - (1 - \theta)(1 + r)$  (see Kozhan and Schmid (2005)). The no-transaction regions under MMEU theory depends on the relationships between parameters  $A_{\min}$ ,  $A_{\max}$ ,  $B_{\min}$  and  $B_{\max}$  and are narrower as in the case of unique prior. It leads to the result that the investor is more restrictive in his/her decisions due the uncertainty faced in the model. From another hand, the investor becomes more active on the market because the probability that his/her holdings of stock are within the no-transaction region increases.

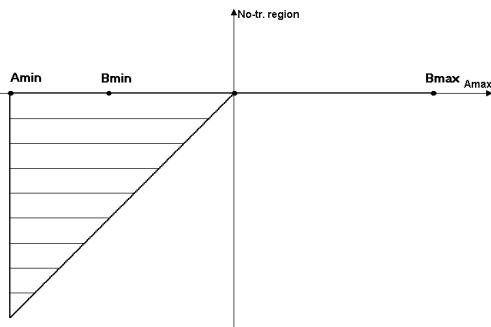


Figure 3: No-transaction region as a function of  $A_{\max}$ ,  $B_{\min} < 0$ .

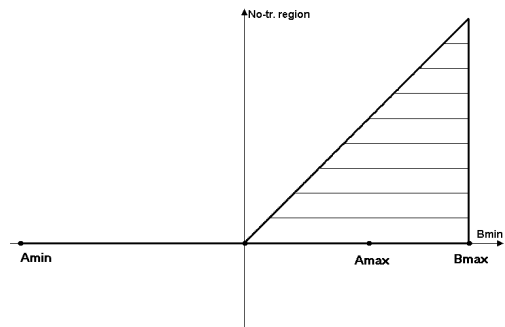


Figure 4: No-transaction region as a function of  $B_{\min}$ ,  $A_{\max} \geq 0$ .

The dynamics how the bounds of the no-transaction region depends on parameters of the distribution of assets returns are shown on Figures 3 and 4. As it turns out, the non-degenerate price condition has place also in the model with the proportional transaction costs. Moreover, it is optimal for the investor under this condition to take a zero position in the risky asset even paying transaction costs for such portfolio reallocation.

In general, the paper provides a constructive analytical procedure for determining the no-transaction region, which completely solves the decision making problem of the investor with non-additive preferences.

## References

- Boyle, P. and Lin, X.: 1997, Optimal portfolio selection with transaction costs, *North American Actuarial Journal* **2**, 27–39.
- Carlier, G. and Dana, R.: 2003, Core of convex distortions of a probability, *Journal of Economic Theory* **113**(2), 199–222.
- Choquet, G.: 1953, Theory of capacities, *Annales de l'Institut Fourier* **5**, 131–295.
- Dow, J. and Werlang, S.: 1992, Uncertainty aversion, risk aversion, and the optimal choice of portfolio, *Econometrica* **60**(1), 197–204.
- Ellsberg, D.: 1961, Risk, ambiguity and savage axioms, *Quarterly Journal of Economics* **75**, 643–669.
- Gennotte, G. and Jung, A.: 1994, Investment strategies under transaction costs: The finite horizon case, *Management Science* **40**, 385–404.
- Gilboa, I. and Schmeidler, D.: 1989, Maxmin expected utility with non-unique prior, *Journal of Mathematical Economics* **18**, 141–153.
- Knight, F.: 1921, *Risk, Uncertainty and Profit*, Boston: Houghton Mifflin.
- Kozhan, R. and Schmid, W.: 2005, Optimal investment decisions with exponential utility function, *Working Paper, European University Viadrina* **2/2005**.

Savage, L.: 1954, *The Foundations of Statistics*, New York: Dower Publications.

Schmeidler, D.: 1989, Subjective probability and expected utility without additivity, *Econometrica* **57**, 571–587.

von Neumann, J. and Morgenstern, O.: 1944, *Theory of Games and Economic Behavior*, Princeton University press, Princeton.

**List of other working papers:**

**2006**

1. Roman Kozhan, Multiple Priors and No-Transaction Region, WP06-24
2. Martin Ellison, Lucio Sarno and Jouko Vilmunen, Caution and Activism? Monetary Policy Strategies in an Open Economy, WP06-23
3. Matteo Marsili and Giacomo Raffaelli, Risk bubbles and market instability, WP06-22
4. Mark Salmon and Christoph Schleicher, Pricing Multivariate Currency Options with Copulas, WP06-21
5. Thomas Lux and Taisei Kaizoji, Forecasting Volatility and Volume in the Tokyo Stock Market: Long Memory, Fractality and Regime Switching, WP06-20
6. Thomas Lux, The Markov-Switching Multifractal Model of Asset Returns: GMM Estimation and Linear Forecasting of Volatility, WP06-19
7. Peter Heemeijer, Cars Hommes, Joep Sonnemans and Jan Tuinstra, Price Stability and Volatility in Markets with Positive and Negative Expectations Feedback: An Experimental Investigation, WP06-18
8. Giacomo Raffaelli and Matteo Marsili, Dynamic instability in a phenomenological model of correlated assets, WP06-17
9. Ginestra Bianconi and Matteo Marsili, Effects of degree correlations on the loop structure of scale free networks, WP06-16
10. Pietro Dindo and Jan Tuinstra, A Behavioral Model for Participation Games with Negative Feedback, WP06-15
11. Ceek Diks and Florian Wagener, A weak bifurcation theory for discrete time stochastic dynamical systems, WP06-14
12. Markus Demary, Transaction Taxes, Traders' Behavior and Exchange Rate Risks, WP06-13
13. Andrea De Martino and Matteo Marsili, Statistical mechanics of socio-economic systems with heterogeneous agents, WP06-12
14. William Brock, Cars Hommes and Florian Wagener, More hedging instruments may destabilize markets, WP06-11
15. Ginestra Bianconi and Roberto Mulet, On the flexibility of complex systems, WP06-10
16. Ginestra Bianconi and Matteo Marsili, Effect of degree correlations on the loop structure of scale-free networks, WP06-09
17. Ginestra Bianconi, Tobias Galla and Matteo Marsili, Effects of Tobin Taxes in Minority Game Markets, WP06-08
18. Ginestra Bianconi, Andrea De Martino, Felipe Ferreira and Matteo Marsili, Multi-asset minority games, WP06-07
19. Ba Chu, John Knight and Stephen Satchell, Optimal Investment and Asymmetric Risk for a Large Portfolio: A Large Deviations Approach, WP06-06
20. Ba Chu and Soosung Hwang, The Asymptotic Properties of AR(1) Process with the Occasionally Changing AR Coefficient, WP06-05
21. Ba Chu and Soosung Hwang, An Asymptotics of Stationary and Nonstationary AR(1) Processes with Multiple Structural Breaks in Mean, WP06-04
22. Ba Chu, Optimal Long Term Investment in a Jump Diffusion Setting: A Large Deviation Approach, WP06-03
23. Mikhail Anufriev and Gulio Bottazzi, Price and Wealth Dynamics in a Speculative Market with Generic Procedurally Rational Traders, WP06-02
24. Simonae Alfarano, Thomas Lux and Florian Wagner, Empirical Validation of Stochastic Models of Interacting Agents: A "Maximally Skewed" Noise Trader Model?, WP06-01

**2005**

1. Shaun Bond and Soosung Hwang, Smoothing, Nonsynchronous Appraisal and Cross-Sectional Aggregation in Real Estate Price Indices, WP05-17

2. Mark Salmon, Gordon Gemmill and Soosung Hwang, Performance Measurement with Loss Aversion, WP05-16
3. Philippe Curty and Matteo Marsili, Phase coexistence in a forecasting game, WP05-15
4. Matthew Hurd, Mark Salmon and Christoph Schleicher, Using Copulas to Construct Bivariate Foreign Exchange Distributions with an Application to the Sterling Exchange Rate Index (Revised), WP05-14
5. Lucio Sarno, Daniel Thornton and Giorgio Valente, The Empirical Failure of the Expectations Hypothesis of the Term Structure of Bond Yields, WP05-13
6. Lucio Sarno, Ashoka Mody and Mark Taylor, A Cross-Country Financial Accelerator: Evidence from North America and Europe, WP05-12
7. Lucio Sarno, Towards a Solution to the Puzzles in Exchange Rate Economics: Where Do We Stand?, WP05-11
8. James Hodder and Jens Carsten Jackwerth, Incentive Contracts and Hedge Fund Management, WP05-10
9. James Hodder and Jens Carsten Jackwerth, Employee Stock Options: Much More Valuable Than You Thought, WP05-09
10. Gordon Gemmill, Soosung Hwang and Mark Salmon, Performance Measurement with Loss Aversion, WP05-08
11. George Constantinides, Jens Carsten Jackwerth and Stylianos Perrakis, Mispricing of S&P 500 Index Options, WP05-07
12. Elisa Luciano and Wim Schoutens, A Multivariate Jump-Driven Financial Asset Model, WP05-06
13. Cees Diks and Florian Wagener, Equivalence and bifurcations of finite order stochastic processes, WP05-05
14. Devraj Basu and Alexander Stremme, CAY Revisited: Can Optimal Scaling Resurrect the (C)CAPM?, WP05-04
15. Ginwestra Bianconi and Matteo Marsili, Emergence of large cliques in random scale-free networks, WP05-03
16. Simone Alfarano, Thomas Lux and Friedrich Wagner, Time-Variation of Higher Moments in a Financial Market with Heterogeneous Agents: An Analytical Approach, WP05-02
17. Abhay Abhayankar, Devraj Basu and Alexander Stremme, Portfolio Efficiency and Discount Factor Bounds with Conditioning Information: A Unified Approach, WP05-01

## **2004**

1. Xiaohong Chen, Yanqin Fan and Andrew Patton, Simple Tests for Models of Dependence Between Multiple Financial Time Series, with Applications to U.S. Equity Returns and Exchange Rates, WP04-19
2. Valentina Corradi and Walter Distaso, Testing for One-Factor Models versus Stochastic Volatility Models, WP04-18
3. Valentina Corradi and Walter Distaso, Estimating and Testing Stochastic Volatility Models using Realized Measures, WP04-17
4. Valentina Corradi and Norman Swanson, Predictive Density Accuracy Tests, WP04-16
5. Roel Oomen, Properties of Bias Corrected Realized Variance Under Alternative Sampling Schemes, WP04-15
6. Roel Oomen, Properties of Realized Variance for a Pure Jump Process: Calendar Time Sampling versus Business Time Sampling, WP04-14
7. Richard Clarida, Lucio Sarno, Mark Taylor and Giorgio Valente, The Role of Asymmetries and Regime Shifts in the Term Structure of Interest Rates, WP04-13
8. Lucio Sarno, Daniel Thornton and Giorgio Valente, Federal Funds Rate Prediction, WP04-12
9. Lucio Sarno and Giorgio Valente, Modeling and Forecasting Stock Returns: Exploiting the Futures Market, Regime Shifts and International Spillovers, WP04-11
10. Lucio Sarno and Giorgio Valente, Empirical Exchange Rate Models and Currency Risk: Some Evidence from Density Forecasts, WP04-10
11. Ilias Tsiakras, Periodic Stochastic Volatility and Fat Tails, WP04-09
12. Ilias Tsiakras, Is Seasonal Heteroscedasticity Real? An International Perspective, WP04-08
13. Damin Challet, Andrea De Martino, Matteo Marsili and Isaac Castillo, Minority games with finite score memory, WP04-07
14. Basel Awartani, Valentina Corradi and Walter Distaso, Testing and Modelling Market Microstructure Effects with an Application to the Dow Jones Industrial Average, WP04-06

15. Andrew Patton and Allan Timmermann, Properties of Optimal Forecasts under Asymmetric Loss and Nonlinearity, WP04-05
16. Andrew Patton, Modelling Asymmetric Exchange Rate Dependence, WP04-04
17. Alessio Sancetta, Decoupling and Convergence to Independence with Applications to Functional Limit Theorems, WP04-03
18. Alessio Sancetta, Copula Based Monte Carlo Integration in Financial Problems, WP04-02
19. Abhay Abhayankar, Lucio Sarno and Giorgio Valente, Exchange Rates and Fundamentals: Evidence on the Economic Value of Predictability, WP04-01

## **2002**

1. Paolo Zaffaroni, Gaussian inference on Certain Long-Range Dependent Volatility Models, WP02-12
2. Paolo Zaffaroni, Aggregation and Memory of Models of Changing Volatility, WP02-11
3. Jerry Coakley, Ana-Maria Fuertes and Andrew Wood, Reinterpreting the Real Exchange Rate - Yield Differential Nexus, WP02-10
4. Gordon Gemmill and Dylan Thomas, Noise Training, Costly Arbitrage and Asset Prices: evidence from closed-end funds, WP02-09
5. Gordon Gemmill, Testing Merton's Model for Credit Spreads on Zero-Coupon Bonds, WP02-08
6. George Christodoulakis and Steve Satchell, On the Evolution of Global Style Factors in the MSCI Universe of Assets, WP02-07
7. George Christodoulakis, Sharp Style Analysis in the MSCI Sector Portfolios: A Monte Carlo Integration Approach, WP02-06
8. George Christodoulakis, Generating Composite Volatility Forecasts with Random Factor Betas, WP02-05
9. Claudia Riveiro and Nick Webber, Valuing Path Dependent Options in the Variance-Gamma Model by Monte Carlo with a Gamma Bridge, WP02-04
10. Christian Pedersen and Soosung Hwang, On Empirical Risk Measurement with Asymmetric Returns Data, WP02-03
11. Roy Batchelor and Ismail Orgakcioglu, Event-related GARCH: the impact of stock dividends in Turkey, WP02-02
12. George Albanis and Roy Batchelor, Combining Heterogeneous Classifiers for Stock Selection, WP02-01

## **2001**

1. Soosung Hwang and Steve Satchell, GARCH Model with Cross-sectional Volatility; GARCHX Models, WP01-16
2. Soosung Hwang and Steve Satchell, Tracking Error: Ex-Ante versus Ex-Post Measures, WP01-15
3. Soosung Hwang and Steve Satchell, The Asset Allocation Decision in a Loss Aversion World, WP01-14
4. Soosung Hwang and Mark Salmon, An Analysis of Performance Measures Using Copulae, WP01-13
5. Soosung Hwang and Mark Salmon, A New Measure of Herding and Empirical Evidence, WP01-12
6. Richard Lewin and Steve Satchell, The Derivation of New Model of Equity Duration, WP01-11
7. Massimiliano Marcellino and Mark Salmon, Robust Decision Theory and the Lucas Critique, WP01-10
8. Jerry Coakley, Ana-Maria Fuertes and Maria-Teresa Perez, Numerical Issues in Threshold Autoregressive Modelling of Time Series, WP01-09
9. Jerry Coakley, Ana-Maria Fuertes and Ron Smith, Small Sample Properties of Panel Time-series Estimators with I(1) Errors, WP01-08
10. Jerry Coakley and Ana-Maria Fuertes, The Felsdtein-Horioka Puzzle is Not as Bad as You Think, WP01-07
11. Jerry Coakley and Ana-Maria Fuertes, Rethinking the Forward Premium Puzzle in a Non-linear Framework, WP01-06
12. George Christodoulakis, Co-Volatility and Correlation Clustering: A Multivariate Correlated ARCH Framework, WP01-05



13. Frank Critchley, Paul Marriott and Mark Salmon, On Preferred Point Geometry in Statistics, WP01-04
14. Eric Bouyé and Nicolas Gaussel and Mark Salmon, Investigating Dynamic Dependence Using Copulae, WP01-03
15. Eric Bouyé, Multivariate Extremes at Work for Portfolio Risk Measurement, WP01-02
16. Erick Bouyé, Vado Durrleman, Ashkan Nikeghbali, Gael Riboulet and Thierry Roncalli, Copulas: an Open Field for Risk Management, WP01-01

## **2000**

1. Soosung Hwang and Steve Satchell, Valuing Information Using Utility Functions, WP00-06
2. Soosung Hwang, Properties of Cross-sectional Volatility, WP00-05
3. Soosung Hwang and Steve Satchell, Calculating the Miss-specification in Beta from Using a Proxy for the Market Portfolio, WP00-04
4. Laun Middleton and Stephen Satchell, Deriving the APT when the Number of Factors is Unknown, WP00-03
5. George A. Christodoulakis and Steve Satchell, Evolving Systems of Financial Returns: Auto-Regressive Conditional Beta, WP00-02
6. Christian S. Pedersen and Stephen Satchell, Evaluating the Performance of Nearest Neighbour Algorithms when Forecasting US Industry Returns, WP00-01

## **1999**

1. Yin-Wong Cheung, Menzie Chinn and Ian Marsh, How do UK-Based Foreign Exchange Dealers Think Their Market Operates?, WP99-21
2. Soosung Hwang, John Knight and Stephen Satchell, Forecasting Volatility using LINEX Loss Functions, WP99-20
3. Soosung Hwang and Steve Satchell, Improved Testing for the Efficiency of Asset Pricing Theories in Linear Factor Models, WP99-19
4. Soosung Hwang and Stephen Satchell, The Disappearance of Style in the US Equity Market, WP99-18
5. Soosung Hwang and Stephen Satchell, Modelling Emerging Market Risk Premia Using Higher Moments, WP99-17
6. Soosung Hwang and Stephen Satchell, Market Risk and the Concept of Fundamental Volatility: Measuring Volatility Across Asset and Derivative Markets and Testing for the Impact of Derivatives Markets on Financial Markets, WP99-16
7. Soosung Hwang, The Effects of Systematic Sampling and Temporal Aggregation on Discrete Time Long Memory Processes and their Finite Sample Properties, WP99-15
8. Ronald MacDonald and Ian Marsh, Currency Spillovers and Tri-Polarity: a Simultaneous Model of the US Dollar, German Mark and Japanese Yen, WP99-14
9. Robert Hillman, Forecasting Inflation with a Non-linear Output Gap Model, WP99-13
10. Robert Hillman and Mark Salmon, From Market Micro-structure to Macro Fundamentals: is there Predictability in the Dollar-Deutsche Mark Exchange Rate?, WP99-12
11. Renzo Avesani, Giampiero Gallo and Mark Salmon, On the Evolution of Credibility and Flexible Exchange Rate Target Zones, WP99-11
12. Paul Marriott and Mark Salmon, An Introduction to Differential Geometry in Econometrics, WP99-10
13. Mark Dixon, Anthony Ledford and Paul Marriott, Finite Sample Inference for Extreme Value Distributions, WP99-09
14. Ian Marsh and David Power, A Panel-Based Investigation into the Relationship Between Stock Prices and Dividends, WP99-08
15. Ian Marsh, An Analysis of the Performance of European Foreign Exchange Forecasters, WP99-07
16. Frank Critchley, Paul Marriott and Mark Salmon, An Elementary Account of Amari's Expected Geometry, WP99-06
17. Demos Tambakis and Anne-Sophie Van Royen, Bootstrap Predictability of Daily Exchange Rates in ARMA Models, WP99-05
18. Christopher Neely and Paul Weller, Technical Analysis and Central Bank Intervention, WP99-04
19. Christopher Neely and Paul Weller, Predictability in International Asset Returns: A Re-examination, WP99-03

20. Christopher Neely and Paul Weller, Intraday Technical Trading in the Foreign Exchange Market, WP99-02
21. Anthony Hall, Soosung Hwang and Stephen Satchell, Using Bayesian Variable Selection Methods to Choose Style Factors in Global Stock Return Models, WP99-01

**1998**

1. Soosung Hwang and Stephen Satchell, Implied Volatility Forecasting: A Comparison of Different Procedures Including Fractionally Integrated Models with Applications to UK Equity Options, WP98-05
2. Roy Batchelor and David Peel, Rationality Testing under Asymmetric Loss, WP98-04
3. Roy Batchelor, Forecasting T-Bill Yields: Accuracy versus Profitability, WP98-03
4. Adam Kurpiel and Thierry Roncalli, Option Hedging with Stochastic Volatility, WP98-02
5. Adam Kurpiel and Thierry Roncalli, Hopscotch Methods for Two State Financial Models, WP98-01