

Ph₃P Catalyzed Synthesis of Alkyl 2-(4-Oxopyridin-1(4H)-yl)acrylates by Nucleophilic Addition to Alkyl Propiolates

Bitá Mohtat^{1*}, Setareh Azimzadeh¹, Hoorieh Djahaniani² and Leila Pirhadi¹

¹Chemistry Department, Islamic Azad University, Karaj Branch, Karaj, Iran.

²Chemistry Department, Islamic Azad University, East Tehran Branch, Qiamdasht, Tehran, Iran.

Received 7 October, revised 9 November, accepted 18 November 2010.

ABSTRACT

4-Hydroxypyridine undergoes a smooth reaction with alkyl propiolates in the presence of triphenylphosphine to produce α and β -substituted alkyl acrylate products. When the reaction was performed with 4-hydroxyquinoline only α -substituted alkyl acrylates were obtained.

KEYWORDS

4-hydroxypyridine, 4-hydroxyquinoline, alkyl acrylates, alkyl propiolates, triphenylphosphine.

Organophosphorus compounds have often been used in organic synthesis as useful reagents, in addition to being utilized as ligands for a number of transition metal catalysts.^{1–3} The phosphine-induced isomerization of alkynoates and subsequent addition to the α -position of these substrates has demonstrated the possibility of a new route to α -substituted alkyl acrylates by employing this alkynoate-nucleophilic addition at the α -position. In this regard, triphenylphosphine (Ph₃P) has received increasing attention as a versatile and mild reagent for various organic transformations under neutral conditions in recent years.^{4–11}

In this work, we present the nucleophilic α and β -addition of 4-hydroxypyridine (**1**) to alkyl propiolates (**2**) in the presence of Ph₃P under neutral conditions to produce alkyl 2-(4-oxopyridin-1(4H)-yl)acrylate (**3**) and (2*E*)-alkyl 3-(4-oxopyridin-1(4H)-yl)acrylate (**4**) in good yields (Scheme 1).

The reaction proceeded at room temperature in CH₂Cl₂ and was finished within 24 h. The products were separated by column chromatography and identified as **3a** and **4a**, based on their elemental analyses and their IR, ¹H, and ¹³C NMR spectral data. The ¹H NMR spectrum of **3a** exhibited a single resonance

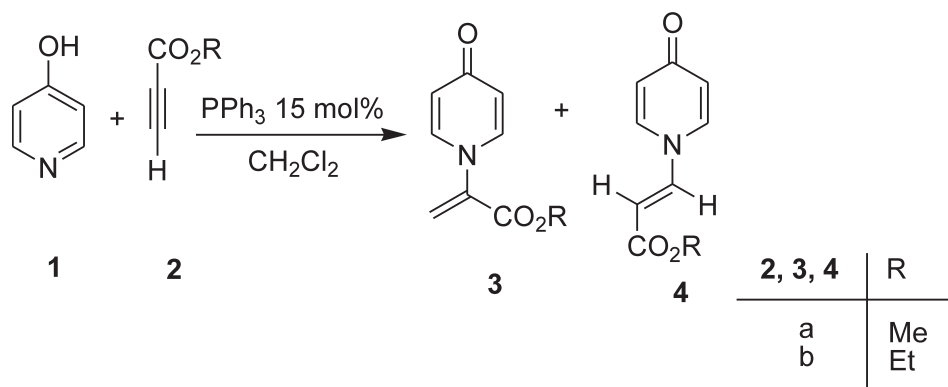
signal for the methyl group at $\delta = 3.90$ ppm, together with two doublets at $\delta = 5.95$ and 6.49 ppm with $J = 1.4$ Hz, which were readily assigned to the C=CH₂ group. The ¹³C NMR spectrum of **3a** showed 7 distinct resonances in agreement with the structure of methyl 2-(4-oxopyridin-1(4H)-yl)acrylate. Similarly, the ¹H NMR spectrum of **4a** exhibited an AX system for the *trans*-olefinic protons at $\delta = 5.92$ and 7.60 ppm with $J = 14$ Hz.

Mechanistically, it is conceivable that the reaction leading to **3** and **4** involves the initial formation of a zwitterionic 1:1 intermediate **5** of Ph₃P and the acetylenic compound (Scheme 2).¹² The intermediate **5** is then protonated by the OH-acidic **1** to afford **6**. Then the positively charged ion is attacked by the nitrogen atom of the conjugate base of the NH-acid **7** at the α -position. Compound **3** is subsequently formed by the elimination of Ph₃P. Attack of the conjugate base on the β -position of **6** ultimately leads to product **4**.

When the reaction is carried out using 4-hydroxyquinoline only the α -substituted alkyl acrylates (**11**) were obtained in excellent overall yields (Fig. 1). This selectivity is possibly due to the steric bulk of the triphenylphosphine employed in the reaction.

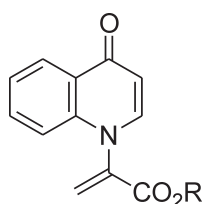
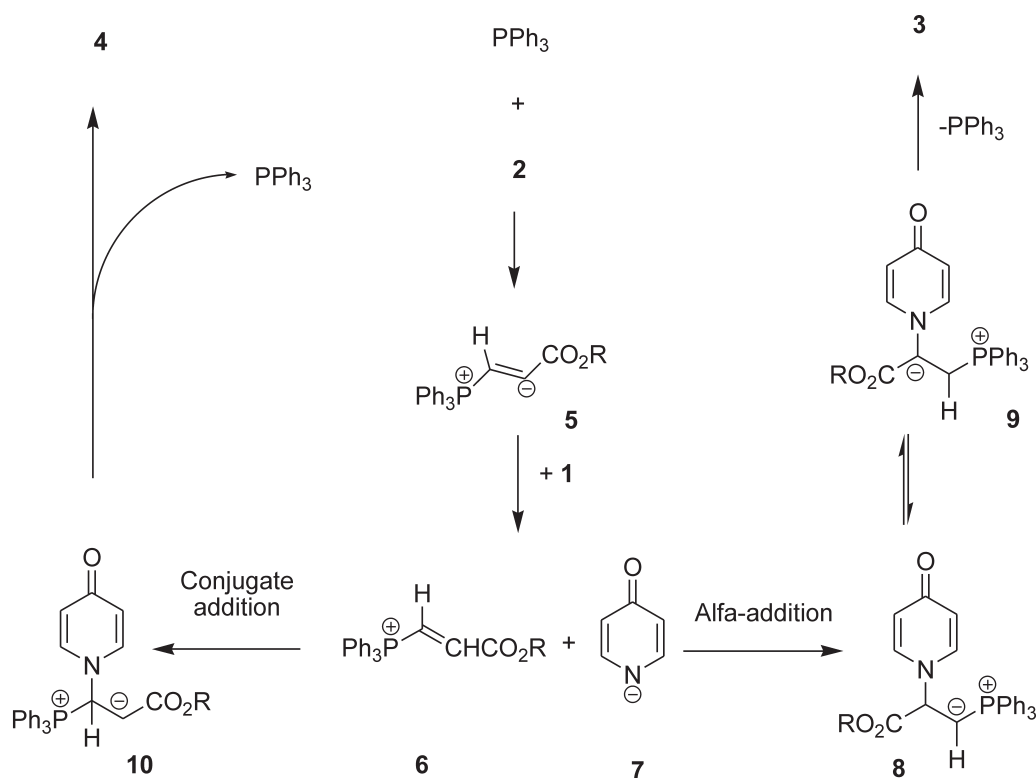
In conclusion, the functionalized acrylates reported here may be considered as potentially useful synthetic intermediates

* To whom correspondence should be addressed. E-mail: b.mohtat@jooyan.org



Scheme 1.

Typical procedure for compounds **3** and **4**.



11	R	yield %
a	Me	77
b	Et	71

Figure 1.

because they possess variable functionality. Advantages of the present method include the application of the reaction under neutral conditions and the fact that the transformation involves a one pot reaction.

Experimental

Typical Procedure for Preparation of (3)

To a stirred solution of Ph_3P (0.52 g, 2 mmol) and **1** (0.19 g, 2 mmol) in CH_2Cl_2 (10 mL) was added, drop-wise, to a mixture of **2** (2 mmol) in CH_2Cl_2 (4 mL) over 10 min. The reaction mixture was then stirred for 24 h. The solvent was removed under reduced pressure and the residue was separated by column chromatography (SiO_2 ; n-hexane:EtOAc = 1:1) to afford the pure title compounds.

Methyl 2-(4-oxopyridin-1(4H)-yl)acrylate (3a)

Yellow powder; yield: 0.21 g (58 %); m.p.: 90–92 °C; δ_{H} (300 MHz, CDCl_3): 3.90 (3H, s, OCH_3), 5.95 (1H, d, J 1.4 Hz, CH), 6.40 (2H, d, J 6.1 Hz, 2 CH), 6.49 (1H, d, J 1.4 Hz, CH), and 7.32 ppm (2H, d, J 6.1 Hz, 2 CH); δ_{C} (75 MHz, CDCl_3): 53.4 (OCH_3), 118.3 (2 CH), 123.4 (CH_2), 139.4 (2 CH), 140.2 (C), 162.1 (C=O),

and 179.1 ppm (C=O); ν_{max} (CHCl_3): 1733 cm^{-1} (C=O); m/z : 179 (M+, 20), 83 (75), 59 (40) and 39 (64); (Found: C, 60.42; H, 5.01; N, 7.77 %. Calc. for $\text{C}_9\text{H}_9\text{NO}_3$ (179.17): C, 60.33; H, 5.06; N, 7.82).

(2E)-Methyl 3-(4-oxopyridin-1(4H)-yl)acrylate late (4a)

Yellow powder; yield: 0.07 g (21 %); m.p.: 97–100 °C; δ_{H} (300 MHz, CDCl_3): 3.82 (3H, s, OCH_3), 5.92 (1H, d, J 14.1 Hz, CH), 6.22 (2H, d, J 8.0 Hz, 2 CH), 7.54 (2H, d, J 8.0 Hz, 2 CH), and 7.60 ppm (H, d, J 14.1 Hz, CH); δ_{C} (75 MHz, CDCl_3): 52.2 (OCH_3), 105.2 (CH), 119.8 (2 CH), 136.3 (2 CH), 142.4 (CH), 165.9 (C=O), and 179.6 ppm (C=O); ν_{max} (CHCl_3): 1713 cm^{-1} (C=O); (Found: C, 60.24; H, 5.10; N, 7.79 %. Calc. for $\text{C}_9\text{H}_9\text{NO}_3$ (179.17): C, 60.33; H, 5.06; N, 7.82).

Ethyl 2-(4-oxopyridin-1(4H)-yl)acrylate (3b)

Yellow powder; yield: 0.24 g (62 %); m.p.: 93–95 °C; δ_{H} (300 MHz, CDCl_3): 1.28 (3H, t, J 7.1 Hz, CH_3), 4.30 (2H, q, J 7.1 Hz, OCH_2), 6.11 (2H, d, J 7.9 Hz, 2 CH), 6.14 (1H, d, J 1.5 Hz, CH), 6.44 (1H, d, J 1.5 Hz, CH), and 7.59 ppm (2 H, d, J 7.9 Hz, 2 CH); δ_{C} (75 MHz, CDCl_3): 14.2 (CH_3), 62.9 (OCH_2), 118.1 (2 CH), 123.1 (CH_2), 140.9 (2 CH), 141.5 (C), 162.7 (C=O), and 178.5 ppm (C=O); ν_{max} (CHCl_3): 1737 cm^{-1} (C=O); m/z : 193 (M+, 4), 164 (96), 120 (20) and 96 (32); (Found: C, 62.54; H, 5.57; N, 7.68 %. Calc. for $\text{C}_{10}\text{H}_{11}\text{NO}_3$ (193.2): C, 62.17; H, 5.74; N, 7.25).

(2E)-Ethyl 3-(4-oxopyridin-1(4H)-yl)acrylate (4b)

Yellow powder; yield: 0.09 g (24 %); m.p.: 105–107 °C; δ_{H} (300 MHz, CDCl_3): 1.26 (3H, t, J 7.1 Hz, CH_3), 4.20 (2H, q, J 7.1 Hz, OCH_2), 6.18 (1H, d, J 14.1 Hz, CH), 6.22 (2H, d, J 7.9 Hz, 2 CH), 7.83 (1H, d, J 14.1 Hz, CH), and 8.01 ppm (2 H, d, J 7.9 Hz, 2 CH); δ_{C} (75 MHz, CDCl_3): 14.5 (CH_3), 61.0 (OCH_2), 105.4 (CH), 119.5 (2 CH), 138.1 (2 CH), 144.0 (CH), 166.4 (C=O), and 178.8 ppm (C=O); ν_{max} (CHCl_3): 1713 cm^{-1} (C=O); (Found: C, 62.62; H, 5.47; N, 7.60 %. Calc. for $\text{C}_{10}\text{H}_{11}\text{NO}_3$ (193.2): C, 62.17; H, 5.74; N, 7.25).

*Methyl*2-(4-oxoquinolin(4H)-yl)acrylate (**11a**)

Yellow oil; yield: 0.35 g (77 %); δ_{H} (300 MHz, CDCl_3): 3.78 (3H, s, OCH_3), 6.16 (1H, s, CH), 6.30 (1H, d, J 7.8 Hz, CH), 6.85 (1H, s, CH), 7.10 (1H, d, J 8.5 Hz, CH), 7.37 (1H, t, J 7.2 Hz, CH), 7.43 (1H, d, J 7.8 Hz, CH), 7.58 (1H, t, J 7.2 Hz, CH), and 8.41 ppm (1H, d, J 8.5 Hz, CH); δ_{C} (75 MHz, CDCl_3): 53.4 (OCH_3), 110.7 (CH), 116.2 (CH), 124.1 (CH_2), 126.4 (C), 126.8 (CH), 129.1 (CH), 132.2 (CH), 139.3 (C), 140.4 (C), 142.2 (CH), 162.9 (C=O), and 178.4 ppm (C=O); ν_{max} (CHCl_3): 1741 cm^{-1} (C=O); m/z : 229 (M^+ , 23), 201 (44), 170 (75), 115 (40); (Found: C, 68.31; H, 4.95; N, 6.24 %. Calc. for $\text{C}_{13}\text{H}_{11}\text{NO}_3$ (229.23): C, 68.11; H, 4.84; N, 6.11).

*Ethyl*2-(4-oxoquinolin(4H)-yl)acrylate (**11b**)

Yellow oil; yield: 0.34 g (71 %). δ_{H} (300 MHz, CDCl_3): 1.24 (3H, t, J 7.1 Hz, CH_3), 4.26 (2H, q, J 7.1 Hz, OCH_2), 6.14 (1H, s, CH), 6.33 (1H, d, J 7.8 Hz, CH), 6.84 (1H, s, CH), 7.12 (1H, d, J 8.5 Hz, CH), 7.38 (1H, t, J 7.3 Hz, CH), 7.44 (1H, d, J 7.8 Hz, CH), 7.59 (1H, t, J 7.3 Hz, CH), and 8.43 ppm (1H, d, J 8.5 Hz, CH); 14.0 (CH_3), 62.0 (OCH_2), 110.7 (CH), 116.2 (CH), 124.8 (CH_2), 125.9 (C), 126.3 (CH), 128.7 (CH), 132.5 (CH), 139.0 (C), 141.7 (C), 142.1 (CH), 162.3 (C=O), and 178.6 ppm (C=O); ν_{max} (CHCl_3): 1729 cm^{-1} (C=O); m/z : 243 (M^+ , 38), 229 (71), 214 (20), 170 (34), (C, 69.34; H, 5.33; N, 5.84 %. Calc. for $\text{C}_{14}\text{H}_{13}\text{NO}_3$ (243.26): C, 69.12; H, 5.39; N, 5.76).

References

- 1 L.D. Quin, *A Guide to Organophosphorus Chemistry*, Wiley-Interscience, New York, 2000.
- 2 R. Engel, *Synthesis of Carbon-phosphorus Bonds*, CRC Press, Boca Raton, 1998.
- 3 D.E.C. Cobridge, *Phosphorus: An Outline of Chemistry, Biochemistry and Uses*, 5th edn., Elsevier, Amsterdam, 1995.
- 4 I. Yavari and A. Ramazani, *Synth. Commun.*, 1997, **27**, 1449–1454.
- 5 I. Yavari and H. Norouzi-Arasi, *Phosphorus, Sulfur, and Silicon*, 2002, **177**, 87–92.
- 6 I. Yavari, S. Souri, M. Sirouspour, H. Djahaniani and F. Nasiri, *Synthesis*, 2005, 1761–1764.
- 7 I. Yavari and M. Bayat, *Tetrahedron*, 2003, **59**, 2001–2005.
- 8 R.M. Acheson and N.F. Elmore, *Adv. Heterocycl. Chem.*, 1978, **23**, 263–482.
- 9 R.M. Acheson and J. Woollard, *J. Chem. Soc. Perkin Trans. 1*, 1975, 438–445.
- 10 I. Yavari, A.R. Alborzi and B. Mohtat, *J. Chem. Res. (S)*, 2007, 401–403.
- 11 (a) I. Yavari, N. Hazeri, M.T. Maghsoodlou and S. Souri, *J. Mol. Catalysis* 2007, **264**, 313–317. (b) B. Mohtat, S. Jabbar, A. Ghasemi and I. Yavari, *J. Chem. Res. (S)*, 2008, 601–603.
- 12 Y. Shen, *Acc. Chem. Res.*, 1998, **31**, 584–592.